

# THE ATLANTIC CLUB CASINO HOTEL MONTHLY GROSS REVENUE REPORT

FOR THE MONTH OF SEPTEMBER, 2012

## CASINO WIN - CURRENT MONTH

AMENDED OCTOBER 10, 2012

Line (a)	Type of Game (b)	Authorized Units (c)	Win or (Loss) (d)	Drop/Handle (e)	Win or (Loss) Percentage (f)
Table and Other Games:					
1	Blackjack	32	\$ 285,761	\$ 4,979,567	5.7%
2	Craps	4	108,566	2,015,812	5.4%
3	Roulette	5	194,957	1,030,009	18.9%
4	Big Six	1	4,977	13,395	37.2%
5	Baccarat	0	0	0	0.0%
6	Minibaccarat	4	115,835	1,161,017	10.0%
7	Other Games - (Page 2)	12	408,441	2,012,311	20.3%
8	Subtotal - Table and Other Games	58	1,118,537	\$ 11,212,111	10.0%
9	Poker	0	0		
10	Total - Table and Other Games	58	\$ 1,118,537		

Slot Machines:					
11	\$ .01 and .02 Slot Machines	998	\$ 7,123,830	\$ 60,444,905	11.8%
12	\$ .05 Slot Machines	42	330,551	5,710,031	5.8%
13	\$ .25 Slot Machines	117	1,095,973	16,097,142	6.8%
14	\$ .50 Slot Machines	17	98,844	1,013,052	9.8%
15	\$ 1.00 Slot Machines	117	1,029,369	16,259,168	6.3%
16	\$ 5.00 Slot Machines	45	368,455	5,817,625	6.3%
17	\$ 25.00 Slot Machines	3	(7,570)	329,950	-2.3%
18	\$100.00 Slot Machines				0.0%
19	Multi-denominational Slot Machines	133	602,818	11,205,205	5.4%
20	Other Slot Machines	14	107,172	1,734,008	6.2%
21	Total - Slot Machines	1,486	\$ 10,749,442	\$ 118,611,086	9.1%
22	Total Casino Win		<b>\$ 11,867,979</b>		

## TAX ON GROSS REVENUE

23	Year-to-Date Table and Other Games Win .....	\$	13,064,833
24	Year-to-Date Slot Machine Win .....		86,672,386
25	Year-to-Date Total Casino Win .....	<b>\$</b>	<b>99,737,219</b>
26	Adjustments .....		
27	Year-To-Date Gross Revenue .....	<b>\$</b>	<b>99,737,219</b>
28	Deduction for Eligible Promotional Gaming Credits .....	<b>\$</b>	<b>12,847,131</b>
29	Year-To-Date Taxable Gross Revenue .....	<b>\$</b>	<b>86,890,088</b>
30	Gross Revenue Tax (8% of line 29).....	\$	6,951,207
31	Less - Total Tax Paid in Prior Months.....		6,207,365
32	Total Tax Required for this Month (line 30 less line 31).....	\$	743,842
33	Total Progressive Meter Amounts - End of Month.....	\$	472,025
34	Authorized Casino Square Footage - End of Month.....		75,416
35	Authorized Simulcasting Square Footage - End of Month.....		
36	Simulcasting Revenue for the Month.....		
37	Simulcasting Handle for the Month.....		
38	Promotional Gaming Credits Wagered for the Month.....	\$	3,050,624

Under penalties of perjury, I declare that I have examined this report, and to the best of my knowledge and belief, it is true and complete.

October 11, 2012

DATE



JOANNE MCKENSIE

CASINO CONTROLLER (1231-11)  
TITLE (LICENSE NUMBER)

**THE ATLANTIC CLUB CASINO HOTEL  
MONTHLY GROSS REVENUE REPORT  
SCHEDULE OF OTHER GAMES  
FOR THE MONTH OF SEPTEMBER, 2012**

Type of Game (b)	Authorized Units (c)	Win or (Loss) (d)	Drop (e)	Win or (Loss) Percentage (f)
Sic Bo				
Pai Gow Poker	1	36,035	215,409	16.7%
Pai Gow	1	43,922	311,530	14.1%
Keno				
Caribbean Stud Poker				
Let it Ride Poker	2	74,684	265,236	28.2%
Three Card Poker	4	154,543	578,516	26.7%
Casino War				
Spanish 21	2	81,660	484,027	16.9%
Double Attack Blackjack				
Four Card Poker	1	12,720	121,268	10.5%
Texas Hold 'Em Bonus Poker				
Flop Poker	1	4,877	36,325	13.4%
Ultimate Texas Hold 'Em				
Asia Poker				
Winner's Pot Poker				
Mississippi Stud				
Mini-Tex 3 Card Hold'Em				
Supreme Pai Gow				
Triple Attack Blackjack				
High Roll Dice				
Boston 7 Stud Poker				
Electronic Table Games				
Total -(Must agree with line 7 on Pg 1)	12	\$ 408,441	\$ 2,012,311	20.3%

# BALLY'S ATLANTIC CITY MONTHLY GROSS REVENUE REPORT

FOR THE MONTH OF SEPTEMBER, 2012

**CASINO WIN - CURRENT MONTH**

**AMENDED NOVEMBER 9, 2012**

Line (a)	Type of Game (b)	Authorized Units (c)	Win or (Loss) (d)	Drop/Handle (e)	Win or (Loss) Percentage (f)
<b>Table and Other Games:</b>					
1	Blackjack	40	\$ 1,984,009	\$ 17,159,471	11.6%
2	Craps	7	960,817	5,700,487	16.9%
3	Roulette	14	1,005,837	4,827,820	20.8%
4	Big Six	1	85,417	247,269	34.5%
5	Baccarat	0	0	0	0.0%
6	Minibaccarat	16	779,993	10,632,068	7.3%
7	Other Games - (Page 2)	33	2,748,790	9,751,018	28.2%
8	Subtotal - Table and Other Games	111	7,564,863	\$ 48,318,133	15.7%
9	Poker	26	264,630		
10	<b>Total - Table and Other Games</b>	<b>137</b>	<b>\$ 7,829,493</b>		
<b>Slot Machines:</b>					
11	\$ .01 and .02 Slot Machines	841	\$ 7,196,182	\$ 55,433,198	13.0%
12	\$ .05 Slot Machines	166	697,907	8,946,655	7.8%
13	\$ .25 Slot Machines	388	2,657,829	31,110,915	8.5%
14	\$ .50 Slot Machines	36	337,262	3,869,795	8.7%
15	\$ 1.00 Slot Machines	298	2,271,663	34,238,903	6.6%
16	\$ 5.00 Slot Machines	88	750,906	10,233,435	7.3%
17	\$ 25.00 Slot Machines	18	47,905	1,837,375	2.6%
18	\$100.00 Slot Machines	14	63,974	1,048,900	6.1%
19	Multi-denominational Slot Machines	456	2,490,698	31,634,074	7.9%
20	Other Slot Machines	23	168,670	2,745,704	6.1%
21	<b>Total - Slot Machines</b>	<b>2,328</b>	<b>\$ 16,682,996</b>	<b>\$ 181,098,954</b>	<b>9.2%</b>
22	<b>Total Casino Win</b>		<b>\$ 24,512,489</b>		


**TAX ON GROSS REVENUE**

23	Year-to-Date Table and Other Games Win .....	\$ 77,741,324
24	Year-to-Date Slot Machine Win .....	162,179,263
25	Year-to-Date Total Casino Win .....	<b>\$ 239,920,587</b>
26	Adjustments .....	
27	Year-To-Date Gross Revenue .....	<b>\$ 239,920,587</b>
28	Deduction for Eligible Promotional Gaming Credits .....	<b>\$ 30,178,968</b>
29	Year-To-Date Taxable Gross Revenue .....	<b>\$ 209,741,619</b>
30	Gross Revenue Tax (8% of line 29).....	\$ 16,779,330
31	Less - Total Tax Paid in Prior Months.....	15,186,704
32	Total Tax Required for this Month (line 30 less line 31).....	<b>\$ 1,592,626</b>
33	Total Progressive Meter Amounts - End of Month.....	\$ 1,515,323
34	Authorized Casino Square Footage - End of Month.....	104,646
35	Authorized Simulcasting Square Footage - End of Month.....	9,393
36	Simulcasting Revenue for the Month.....	\$ 65,282
37	Simulcasting Handle for the Month.....	\$ 717,320
38	Promotional Gaming Credits Wagered for the Month.....	\$ 3,066,008

Under penalties of perjury, I declare that I have examined this report, and to the best of my knowledge and belief, it is true and complete.

November 9, 2012

DATE



William Pangoras  
Operations Controller (6320-11)  
TITLE (LICENSE NUMBER)

**BALLY'S ATLANTIC CITY  
MONTHLY GROSS REVENUE REPORT  
SCHEDULE OF OTHER GAMES  
FOR THE MONTH OF SEPTEMBER, 2012**

Type of Game (b)	Authorized Units (c)	Win or (Loss) (d)	Drop (e)	Win or (Loss) Percentage (f)
Sic Bo				
Pai Gow Poker	3	134,058	947,999	14.1%
Pai Gow	2	220,177	1,163,527	18.9%
Keno				
Caribbean Stud Poker	2	78,200	313,554	24.9%
Let it Ride Poker	3	183,368	759,051	24.2%
Three Card Poker	10	1,027,779	2,576,475	39.9%
Casino War				
Spanish 21	4	577,481	1,731,879	33.3%
Double Attack Blackjack				
Four Card Poker	5	251,897	1,096,843	23.0%
Texas Hold 'Em Bonus Poker	1	18,488	72,471	25.5%
Flop Poker				
Ultimate Texas Hold 'Em	2	205,149	772,535	26.6%
Asia Poker	1	52,193	316,684	16.5%
Winner's Pot Poker				
Mississippi Stud				
Mini-Tex 3 Card Hold'Em				
Supreme Pai Gow				
Triple Attack Blackjack				
High Roll Dice				
Boston 7 Stud Poker				
Electronic Table Games				
Total -(Must agree with line 7 on Pg 1)	33	\$ 2,748,790	\$ 9,751,018	28.2%

# BORGATA HOTEL CASINO & SPA MONTHLY GROSS REVENUE REPORT

FOR THE MONTH OF September, 2012

## CASINO WIN - CURRENT MONTH

Line (a)	Type of Game (b)	Authorized Units (c)	Win or (Loss) (d)	Drop/Handle (e)	Win or (Loss) Percentage (f)
Table and Other Games:					
1	Blackjack	76	\$ 5,583,558	\$ 64,079,952	8.7%
2	Craps	14	2,399,368	14,937,985	16.1%
3	Roulette	21	1,996,348	10,167,384	19.6%
4	Big Six	1	51,879	125,447	41.4%
5	Baccarat	1	(253,792)	1,613,623	-15.7%
6	Minibaccarat	14	1,041,368	16,112,636	6.5%
7	Other Games - (Page 2)	56	3,692,756	16,469,251	22.4%
8	Subtotal - Table and Other Games	183	14,511,485	\$ 123,506,278	11.7%
9	Poker	122	2,922,307		
10	Total - Table and Other Games	305	\$ 17,433,792		

Slot Machines:					
11	\$ .01 and .02 Slot Machines	1,536	\$ 16,228,358	\$ 141,469,820	11.5%
12	\$ .05 Slot Machines	386	3,464,646	41,700,663	8.3%
13	\$ .25 Slot Machines	286	2,214,932	23,226,076	9.5%
14	\$ .50 Slot Machines	91	887,740	10,327,488	8.6%
15	\$ 1.00 Slot Machines	234	3,430,500	40,817,526	8.4%
16	\$ 5.00 Slot Machines	76	1,423,253	25,429,070	5.6%
17	\$ 25.00 Slot Machines	16	706,303	8,759,900	8.1%
18	\$100.00 Slot Machines	8	477,446	4,510,600	10.6%
19	Multi-denominational Slot Machines	615	7,689,419	142,872,005	5.4%
20	Other Slot Machines	56	1,378,466	15,651,908	8.8%
21	Total - Slot Machines	3,304	\$ 37,901,063	\$ 454,765,056	8.3%
22	Total Casino Win		\$ 55,334,855		


## TAX ON GROSS REVENUE

23	Year-to-Date Table and Other Games Win .....	\$ 150,062,432
24	Year-to-Date Slot Machine Win .....	323,754,131
25	Year-to-Date Total Casino Win .....	<b>\$ 473,816,563</b>
26	Adjustments .....	
27	Year-To-Date Gross Revenue .....	<b>\$ 473,816,563</b>
28	Deduction for Eligible Promotional Gaming Credits .....	<b>\$ 45,509,948</b>
29	Year-To-Date Taxable Gross Revenue .....	<b>\$ 428,306,615</b>
30	Gross Revenue Tax (8% of line 29).....	\$ 34,264,529
31	Less - Total Tax Paid in Prior Months.....	30,358,246
32	Total Tax Required for this Month (line 30 less line 31).....	\$ 3,906,283
33	Total Progressive Meter Amounts - End of Month.....	\$ 1,332,575
34	Authorized Casino Square Footage - End of Month.....	136,667
35	Authorized Simulcasting Square Footage - End of Month.....	23,620
36	Simulcasting Revenue for the Month.....	\$ 213,739
37	Simulcasting Handle for the Month.....	\$ 2,309,346
38	Promotional Gaming Credits Wagered for the Month.....	\$ 7,199,038

Under penalties of perjury, I declare that I have examined this report, and to the best of my knowledge and belief, it is true and complete.

October 10, 2012

DATE



Betty J Parker

Casino Controller Lic . # 8038-11

**BORGATA HOTEL CASINO & SPA**  
**MONTHLY GROSS REVENUE REPORT**  
**SCHEDULE OF OTHER GAMES**  
**FOR THE MONTH OF September, 2012**

Type of Game (b)	Authorized Units (c)	Win or (Loss) (d)	Drop (e)	Win or (Loss) Percentage (f)
Sic Bo	1	25,851	82,496	31.3%
Pai Gow Poker	8	719,314	1,729,521	41.6%
Pai Gow	2	180,109	886,429	20.3%
Keno				
Caribbean Stud Poker	2	135,129	581,701	23.2%
Let it Ride Poker	5	291,126	2,103,955	13.8%
Three Card Poker	13	1,007,737	4,662,297	21.6%
Casino War	2	112,284	394,214	28.5%
Spanish 21	7	363,274	1,977,882	18.4%
Double Attack Blackjack				
Four Card Poker	4	428,010	1,826,799	23.4%
Texas Hold 'Em Bonus Poker	4	165,780	824,880	20.1%
Flop Poker	4	144,502	994,186	14.5%
Ultimate Texas Hold 'Em				
Asia Poker	4	119,640	404,891	29.5%
Winner's Pot Poker				
Mississippi Stud				
Mini-Tex 3 Card Hold'Em				
Supreme Pai Gow				
Triple Attack Blackjack				
High Roll Dice				
Boston 7 Stud Poker				
Electronic Table Games				
Total -(Must agree with line 7 on Pg 1)	56	\$ 3,692,756	\$ 16,469,251	22.4%

# CAESARS ATLANTIC CITY MONTHLY GROSS REVENUE REPORT FOR THE MONTH OF September, 2012

## CASINO WIN - CURRENT MONTH

Line (a)	Type of Game (b)	Authorized Units (c)	Win or (Loss) (d)	Drop/Handle (e)	Win or (Loss) Percentage (f)
<b>Table and Other Games:</b>					
1	Blackjack	59	\$ 7,630,141	\$ 31,050,930	24.6%
2	Craps	14	854,655	9,903,297	8.6%
3	Roulette	17	1,354,553	6,010,772	22.5%
4	Big Six	1	66,334	161,119	41.2%
5	Baccarat	4	487,798	3,901,348	12.5%
6	Minibaccarat	9	448,258	4,641,165	9.7%
7	Other Games - (Page 2)	41	2,583,826	11,229,576	23.0%
8	Subtotal - Table and Other Games	145	13,425,565	\$ 66,898,207	20.1%
9	Poker	32	218,148		
10	<b>Total - Table and Other Games</b>	<b>177</b>	<b>\$ 13,643,713</b>		

<b>Slot Machines:</b>					
11	\$ .01 and .02 Slot Machines	1,184	\$ 10,108,291	\$ 81,762,341	12.4%
12	\$ .05 Slot Machines	116	925,802	8,923,607	10.4%
13	\$ .25 Slot Machines	215	1,654,112	16,557,837	10.0%
14	\$ .50 Slot Machines	45	256,100	2,450,501	10.5%
15	\$ 1.00 Slot Machines	237	2,146,440	26,135,637	8.2%
16	\$ 5.00 Slot Machines	69	1,082,882	16,384,705	6.6%
17	\$ 25.00 Slot Machines	14	305,502	3,753,100	8.1%
18	\$100.00 Slot Machines	12	(4,299)	3,908,600	-0.1%
19	Multi-denominational Slot Machines	247	2,722,140	37,225,075	7.3%
20	Other Slot Machines	44	507,688	10,459,606	4.9%
21	<b>Total - Slot Machines</b>	<b>2,183</b>	<b>\$ 19,704,658</b>	<b>\$ 207,561,009</b>	<b>9.5%</b>
22	<b>Total Casino Win</b>		<b>\$ 33,348,371</b>		

## TAX ON GROSS REVENUE

23	Year-to-Date Table and Other Games Win .....	\$ 104,443,363
24	Year-to-Date Slot Machine Win .....	183,801,164
25	Year-to-Date Total Casino Win .....	<b>\$ 288,244,527</b>
26	Adjustments .....	<b>\$ 4,941</b>
27	Year-To-Date Gross Revenue .....	<b>\$ 288,249,468</b>
28	Deduction for Eligible Promotional Gaming Credits .....	<b>\$ 29,570,163</b>
29	Year-To-Date Taxable Gross Revenue .....	<b>\$ 258,679,305</b>
30	Gross Revenue Tax (8% of line 29).....	\$ 20,694,344
31	Less - Total Tax Paid in Prior Months.....	18,388,715
32	Total Tax Required for this Month (line 30 less line 31).....	<b>\$ 2,305,629</b>
33	Total Progressive Meter Amounts - End of Month.....	\$ 1,173,772
34	Authorized Casino Square Footage - End of Month.....	111,812
35	Authorized Simulcasting Square Footage - End of Month.....	28,963
36	Simulcasting Revenue for the Month.....	\$ 58,933
37	Simulcasting Handle for the Month.....	\$ 740,921
38	Promotional Gaming Credits Wagered for the Month.....	\$ 3,462,762

Under penalties of perjury, I declare that I have examined this report, and to the best of my knowledge and belief, it is true and complete.

October 8, 2012  
DATE

  
DONNA HOGAN

OPERATIONAL CONTROLLER  
TITLE (LICENSE NUMBER)

**CAESARS ATLANTIC CITY**  
**MONTHLY GROSS REVENUE REPORT**  
**SCHEDULE OF OTHER GAMES**  
**FOR THE MONTH OF September, 2012**

Type of Game (b)	Authorized Units (c)	Win or (Loss) (d)	Drop (e)	Win or (Loss) Percentage (f)
Sic Bo	1	19,037	67,017	28.4%
Pai Gow Poker	6	209,920	1,460,082	14.4%
Pai Gow	5	220,552	1,701,424	13.0%
Keno				
Caribbean Stud Poker	1	50,276	100,556	50.0%
Let it Ride Poker	2	117,915	532,175	22.2%
Three Card Poker	11	1,199,467	3,636,611	33.0%
Casino War				
Spanish 21	5	197,597	964,657	20.5%
Double Attack Blackjack				
Four Card Poker	4	280,631	1,401,187	20.0%
Texas Hold 'Em Bonus Poker	2	19,688	172,453	11.4%
Flop Poker				
Ultimate Texas Hold 'Em	1	58,376	272,407	21.4%
Asia Poker	2	137,785	533,755	25.8%
Winner's Pot Poker				
Mississippi Stud	1	72,582	387,252	18.7%
Mini-Tex 3 Card Hold'Em				
Supreme Pai Gow				
Triple Attack Blackjack				
High Roll Dice				
Boston 7 Stud Poker				
Electronic Table Games				
Total -(Must agree with line 7 on Pg 1)	41	\$ 2,583,826	\$ 11,229,576	23.0%



# GOLDEN NUGGET

## MONTHLY GROSS REVENUE REPORT

FOR THE MONTH OF SEPTEMBER, 2012

### CASINO WIN - CURRENT MONTH

Line (a)	Type of Game (b)	Authorized Units (c)	Win or (Loss) (d)	Drop/Handle (e)	Win or (Loss) Percentage (f)
<b>Table and Other Games:</b>					
1	Blackjack	36	\$ 1,032,428	\$ 6,705,154	15.4%
2	Craps	5	211,958	2,499,475	8.5%
3	Roulette	8	335,040	1,593,043	21.0%
4	Big Six	1	19,545	51,869	37.7%
5	Baccarat				
6	Minibaccarat	9	569,081	8,985,628	6.3%
7	Other Games - (Page 2)	18	705,130	3,542,828	19.9%
8	Subtotal - Table and Other Games	77	2,873,182	\$ 23,377,997	12.3%
9	Poker	20	51,510		
10	<b>Total - Table and Other Games</b>	<b>97</b>	<b>\$ 2,924,692</b>		
<b>Slot Machines:</b>					
11	\$ .01 and .02 Slot Machines	666	\$ 4,458,064	\$ 38,178,130	11.7%
12	\$ .05 Slot Machines	138	568,579	5,943,438	9.6%
13	\$ .25 Slot Machines	243	920,214	10,239,126	9.0%
14	\$ .50 Slot Machines	24	83,650	1,031,279	8.1%
15	\$ 1.00 Slot Machines	133	961,442	14,268,162	6.7%
16	\$ 5.00 Slot Machines	25	209,301	4,343,080	4.8%
17	\$ 25.00 Slot Machines	8	45,591	464,350	9.8%
18	\$100.00 Slot Machines	4	63,279	300,200	21.1%
19	Multi-denominational Slot Machines	259	1,275,396	18,811,300	6.8%
20	Other Slot Machines	7	1,779	796,150	0.2%
21	<b>Total - Slot Machines</b>	<b>1,507</b>	<b>8,587,295</b>	<b>\$ 94,375,215</b>	<b>9.1%</b>
22	<b>Total Casino Win</b>		<b>\$ 11,511,987</b>		

### TAX ON GROSS REVENUE

23	Year-to-Date Table and Other Games Win .....	\$ 24,205,742
24	Year-to-Date Slot Machine Win .....	77,815,612
25	Year-to-Date Total Casino Win .....	<b>\$ 102,021,354</b>
26	Adjustments .....	
27	Year-To-Date Gross Revenue .....	<b>\$ 102,021,354</b>
28	Deduction for Eligible Promotional Gaming Credits .....	<b>\$ 1,582,716</b>
29	Year-To-Date Taxable Gross Revenue .....	<b>\$ 100,438,638</b>
30	Gross Revenue Tax (8% of line 29).....	\$ 8,035,091
31	Less - Total Tax Paid in Prior Months.....	7,206,008
32	Total Tax Required for this Month (line 30 less line 31).....	\$ 829,083
33	Total Progressive Meter Amounts - End of Month.....	\$ 547,882
34	Authorized Casino Square Footage - End of Month.....	70,250
35	Authorized Simulcasting Square Footage - End of Month.....	
36	Simulcasting Revenue for the Month.....	
37	Simulcasting Handle for the Month.....	
38	Promotional Gaming Credits Wagered for the Month.....	\$ 1,870,515

Under penalties of perjury, I declare that I have examined this report, and to the best of my knowledge and belief, it is true and complete.

October 9, 2012  
DATE

  
Keith Crede

VP Finance 6939-11  
TITLE (LICENSE NUMBER)

**GOLDEN NUGGET**  
**MONTHLY GROSS REVENUE REPORT**  
**SCHEDULE OF OTHER GAMES**  
**FOR THE MONTH OF SEPTEMBER, 2012**

Type of Game (b)	Authorized Units (c)	Win or (Loss) (d)	Drop (e)	Win or (Loss) Percentage (f)
Sic Bo				
Pai Gow Poker	2	12,945	261,587	4.9%
Pai Gow	1	31,592	526,683	6.0%
Keno				
Caribbean Stud Poker	1	23,096	112,320	20.6%
Let it Ride Poker	2	112,658	407,481	27.6%
Three Card Poker	5	197,902	859,253	23.0%
Casino War				
Spanish 21	2	99,468	345,184	28.8%
Double Attack Blackjack				
Four Card Poker	1	75,069	319,355	23.5%
Texas Hold 'Em Bonus Poker				
Flop Poker	1	18,974	65,818	28.8%
Ultimate Texas Hold 'Em	1	32,370	167,567	19.3%
Asia Poker				
Winner's Pot Poker				
Mississippi Stud	2	101,056	477,580	21.2%
Mini-Tex 3 Card Hold'Em				
Supreme Pai Gow				
Triple Attack Blackjack				
High Roll Dice				
Boston 7 Stud Poker				
Electronic Table Games				
Total -(Must agree with line 7 on Pg 1)	18	\$ 705,130	\$ 3,542,828	19.9%

# HARRAH'S RESORT ATLANTIC CITY MONTHLY GROSS REVENUE REPORT

FOR THE MONTH OF SEPTEMBER 2012

## CASINO WIN - CURRENT MONTH

Line (a)	Type of Game (b)	Authorized Units (c)	Win or (Loss) (d)	Drop/Handle (e)	Win or (Loss) Percentage (f)
<b>Table and Other Games:</b>					
1	Blackjack	73	\$ 2,813,924	\$ 20,302,033	13.9%
2	Craps	9	894,038	5,933,042	15.1%
3	Roulette	12	822,532	4,400,543	18.7%
4	Big Six	1	51,959	139,810	37.2%
5	Baccarat				
6	Minibaccarat	5	(19,020)	3,618,094	-0.5%
7	Other Games - (Page 2)	39	2,445,528	8,286,157	29.5%
8	Subtotal - Table and Other Games	139	7,008,961	\$ 42,679,679	16.4%
9	Poker	40	360,685		
10	<b>Total - Table and Other Games</b>	<b>179</b>	<b>\$ 7,369,646</b>		
<b>Slot Machines:</b>					
11	\$ .01 and .02 Slot Machines	758	\$ 6,140,652	\$ 61,080,215	10.1%
12	\$ .05 Slot Machines	126	2,564,563	23,471,412	10.9%
13	\$ .25 Slot Machines	295	3,980,530	35,790,094	11.1%
14	\$ .50 Slot Machines	4	(13,489)	147,473	-9.1%
15	\$ 1.00 Slot Machines	173	2,508,721	29,680,472	8.5%
16	\$ 5.00 Slot Machines	46	1,082,597	10,578,235	10.2%
17	\$ 25.00 Slot Machines	15	255,178	3,024,125	8.4%
18	\$100.00 Slot Machines	7	270,315	1,888,600	14.3%
19	Multi-denominational Slot Machines	1,183	8,238,020	125,836,814	6.5%
20	Other Slot Machines	21	325,882	2,955,804	11.0%
21	<b>Total - Slot Machines</b>	<b>2,628</b>	<b>\$ 25,352,969</b>	<b>\$ 294,453,244</b>	<b>8.6%</b>
22	<b>Total Casino Win</b>		<b>\$ 32,722,615</b>		

## TAX ON GROSS REVENUE

23	Year-to-Date Table and Other Games Win .....	\$ 81,139,525
24	Year-to-Date Slot Machine Win .....	238,940,999
25	Year-to-Date Total Casino Win .....	<b>\$ 320,080,524</b>
26	Adjustments .....	
27	Year-To-Date Gross Revenue .....	<b>\$ 320,080,524</b>
28	Deduction for Eligible Promotional Gaming Credits .....	<b>\$ 32,072,671</b>
29	Year-To-Date Taxable Gross Revenue .....	<b>\$ 288,007,853</b>
30	Gross Revenue Tax (8% of line 29).....	\$ 23,040,628
31	Less - Total Tax Paid in Prior Months.....	20,786,019
32	Total Tax Required for this Month (line 30 less line 31).....	<b>\$ 2,254,609</b>
33	Total Progressive Meter Amounts - End of Month.....	\$ 2,302,089
34	Authorized Casino Square Footage - End of Month.....	158,497
35	Authorized Simulcasting Square Footage - End of Month.....	569
36	Simulcasting Revenue for the Month.....	\$ 41,758
37	Simulcasting Handle for the Month.....	\$ 492,270
38	Promotional Gaming Credits Wagered for the Month.....	\$ 3,382,223

Under penalties of perjury, I declare that I have examined this report, and to the best of my knowledge and belief, it is true and complete.

October 10, 2012

DATE



Joseph Lodise

Operations Controller (008900-11)

TITLE (LICENSE NUMBER)

**HARRAH'S RESORT ATLANTIC CITY  
MONTHLY GROSS REVENUE REPORT  
SCHEDULE OF OTHER GAMES  
FOR THE MONTH OF SEPTEMBER 2012**

Type of Game (b)	Authorized Units (c)	Win or (Loss) (d)	Drop (e)	Win or (Loss) Percentage (f)
Sic Bo				
Pai Gow Poker	3	219,566	609,888	36.0%
Pai Gow	1	2,179	18,921	11.5%
Keno	4	46,905	129,486	36.2%
Caribbean Stud Poker	1	58,630	177,883	33.0%
Let it Ride Poker	3	156,045	923,311	16.9%
Three Card Poker	16	1,389,538	3,708,985	37.5%
Casino War				
Spanish 21	1	58,359	340,109	17.2%
Double Attack Blackjack	1	15,226	156,268	9.7%
Four Card Poker	3	232,949	837,279	27.8%
Texas Hold 'Em Bonus Poker	1	45,134	220,857	20.4%
Flop Poker	3	111,980	549,920	20.4%
Ultimate Texas Hold 'Em	1	27,872	254,689	10.9%
Asia Poker				
Winner's Pot Poker				
Mississippi Stud	1	81,145	358,561	22.6%
Mini-Tex 3 Card Hold'Em				
Supreme Pai Gow				
Triple Attack Blackjack				
High Roll Dice				
Boston 7 Stud Poker				
Total -(Must agree with line 7 on Pg 1)	39	\$ 2,445,528	\$ 8,286,157	29.5%

# RESORTS CASINO HOTEL (DGMB CASINO LLC)

## MONTHLY GROSS REVENUE REPORT

FOR THE MONTH OF SEPTEMBER 2012

### CASINO WIN - CURRENT MONTH


Line (a)	Type of Game (b)	Authorized Units (c)	Win or (Loss) (d)	Drop/Handle (e)	Win or (Loss) Percentage (f)
Table and Other Games:					
1	Blackjack	35	\$ 1,014,275	\$ 6,814,731	14.9%
2	Craps	5	523,910	2,173,738	24.1%
3	Roulette	8	392,658	1,612,810	24.3%
4	Big Six	1	11,405	25,503	44.7%
5	Baccarat				0.0%
6	Minibaccarat	14	197,663	2,920,927	6.8%
7	Other Games - (Page 2)	17	680,829	3,262,144	20.9%
8	Subtotal - Table and Other Games	80	2,820,740	16,809,853	16.8%
9	Poker				
10	Total - Table and Other Games	80	\$ 2,820,740		
Slot Machines:					
11	\$ .01 and .02 Slot Machines	695	\$ 3,712,389	\$ 30,801,396	12.1%
12	\$ .05 Slot Machines	147	427,190	4,930,918	8.7%
13	\$ .25 Slot Machines	267	1,073,424	12,564,020	8.5%
14	\$ .50 Slot Machines	38	97,503	1,060,329	9.2%
15	\$ 1.00 Slot Machines	119	491,550	6,194,877	7.9%
16	\$ 5.00 Slot Machines	60	113,057	5,211,240	2.2%
17	\$ 25.00 Slot Machines	9	96,900	1,637,375	5.9%
18	\$100.00 Slot Machines	10	(2,116)	666,000	-0.3%
19	Multi-denominational Slot Machines	707	3,036,443	38,282,919	7.9%
20	Other Slot Machines	20	39,526	1,679,315	2.4%
21	Total - Slot Machines	2,072	\$ 9,085,866	\$ 103,028,389	8.8%
22	Total Casino Win		\$ 11,906,606		

### TAX ON GROSS REVENUE

23	Year-to-Date Table and Other Games Win .....	\$ 24,931,791
24	Year-to-Date Slot Machine Win .....	79,678,526
25	Year-to-Date Total Casino Win .....	<b>\$ 104,610,317</b>
26	Adjustments .....	<b>\$ 361,179</b>
27	Year-To-Date Gross Revenue .....	<b>\$ 104,971,496</b>
28	Deduction for Eligible Promotional Gaming Credits .....	<b>\$ 11,774,108</b>
29	Year-To-Date Taxable Gross Revenue .....	<b>\$ 93,197,388</b>
30	Gross Revenue Tax (8% of line 29).....	\$ 7,455,791
31	Less - Total Tax Paid in Prior Months.....	6,674,539
32	Total Tax Required for this Month (line 30 less line 31).....	\$ 781,252
33	Total Progressive Meter Amounts - End of Month.....	\$ 700,400
34	Authorized Casino Square Footage - End of Month.....	97,707
35	Authorized Simulcasting Square Footage - End of Month.....	
36	Simulcasting Revenue for the Month.....	
37	Simulcasting Handle for the Month.....	
38	Promotional Gaming Credits Wagered for the Month.....	\$ 2,233,121

Under penalties of perjury, I declare that I have examined this report, and to the best of my knowledge and belief, it is true and complete.

October 9, 2012  
DATE

  
Walter Simon

Director Operational Accting, 3930-11  
TITLE (LICENSE NUMBER)

**RESORTS CASINO HOTEL (DGMB CASINO LLC)**  
**MONTHLY GROSS REVENUE REPORT**  
**SCHEDULE OF OTHER GAMES**  
**FOR THE MONTH OF SEPTEMBER 2012**

Type of Game (b)	Authorized Units (c)	Win or (Loss) (d)	Drop (e)	Win or (Loss) Percentage (f)
Sic Bo				
Pai Gow Poker	2	116,313	466,664	24.9%
Pai Gow	3	18,914	413,976	4.6%
Keno				
Caribbean Stud Poker				
Let it Ride Poker	2	73,587	431,061	17.1%
Three Card Poker	4	266,045	786,781	33.8%
Casino War				
Spanish 21	3	145,466	676,283	21.5%
Double Attack Blackjack				
Four Card Poker	1	32,103	204,641	15.7%
Texas Hold 'Em Bonus Poker	1	22,396	234,311	9.6%
Flop Poker				
Ultimate Texas Hold 'Em				
Asia Poker				
Winner's Pot Poker				
Mississippi Stud				
Mini-Tex 3 Card Hold'Em				
Supreme Pai Gow				
Triple Attack Blackjack				
High Roll Dice				
Boston 7 Stud Poker	1	6,005	48,427	12.4%
Electronic Table Games				
Total -(Must agree with line 7 on Pg 1)	17	\$ 680,829	\$ 3,262,144	20.9%

# REVEL ENTERTAINMENT GROUP, LLC

## MONTHLY GROSS REVENUE REPORT

FOR THE MONTH OF SEPTEMBER, 2012

### CASINO WIN - CURRENT MONTH

Line (a)	Type of Game (b)	Authorized Units (c)	Win or (Loss) (d)	Drop/Handle (e)	Win or (Loss) Percentage (f)
<b>Table and Other Games:</b>					
1	Blackjack	58	\$ 1,278,863	\$ 26,428,007	4.8%
2	Craps	10	813,963	6,785,136	12.0%
3	Roulette	9	867,573	4,380,211	19.8%
4	Big Six	1	22,619	84,200	26.9%
5	Baccarat				
6	Minibaccarat	4	159,090	2,494,257	6.4%
7	Other Games - (Page 2)	31	934,566	4,694,713	19.9%
8	Subtotal - Table and Other Games	113	4,076,674	\$ 44,866,524	9.1%
9	Poker	37	138,492		
10	<b>Total - Table and Other Games</b>	<b>150</b>	<b>\$ 4,215,166</b>		
<b>Slot Machines:</b>					
11	\$ .01 and .02 Slot Machines	1,473	\$ 6,913,910	\$ 61,369,551	11.3%
12	\$ .05 Slot Machines	81	520,219	5,108,102	10.2%
13	\$ .25 Slot Machines	154	811,261	7,111,082	11.4%
14	\$ .50 Slot Machines				
15	\$ 1.00 Slot Machines	159	852,200	9,753,089	8.7%
16	\$ 5.00 Slot Machines	25	166,500	2,033,860	8.2%
17	\$ 25.00 Slot Machines	2	135,205	566,325	23.9%
18	\$100.00 Slot Machines	5	41,899	544,800	7.7%
19	Multi-denominational Slot Machines	504	3,230,175	42,103,706	7.7%
20	Other Slot Machines	2	(1,610)	53,060	-3.0%
21	<b>Total - Slot Machines</b>	<b>2,405</b>	<b>\$ 12,669,759</b>	<b>\$ 128,643,575</b>	<b>9.8%</b>
22	<b>Total Casino Win</b>		<b>\$ 16,884,925</b>		

### TAX ON GROSS REVENUE

23	Year-to-Date Table and Other Games Win .....	\$ 32,205,313
24	Year-to-Date Slot Machine Win .....	64,737,769
25	Year-to-Date Total Casino Win .....	<b>\$ 96,943,082</b>
26	Adjustments .....	
27	Year-To-Date Gross Revenue .....	<b>\$ 96,943,082</b>
28	Deduction for Eligible Promotional Gaming Credits .....	<b>\$ 1,578,926</b>
29	Year-To-Date Taxable Gross Revenue .....	<b>\$ 95,364,156</b>
30	Gross Revenue Tax (8% of line 29).....	\$ 7,629,132
31	Less - Total Tax Paid in Prior Months.....	6,375,144
32	Total Tax Required for this Month (line 30 less line 31).....	\$ 1,253,988
33	Total Progressive Meter Amounts - End of Month.....	\$ 1,855,056
34	Authorized Casino Square Footage - End of Month.....	130,000
35	Authorized Simulcasting Square Footage - End of Month.....	
36	Simulcasting Revenue for the Month.....	
37	Simulcasting Handle for the Month.....	
38	Promotional Gaming Credits Wagered for the Month.....	\$ 5,114,414

Under penalties of perjury, I declare that I have examined this report, and to the best of my knowledge and belief, it is true and complete.

October 8, 2012  
DATE

  
Ford Palmer

Casino Controller 4086-11  
TITLE (LICENSE NUMBER)

**REVEL ENTERTAINMENT GROUP, LLC**  
**MONTHLY GROSS REVENUE REPORT**  
**SCHEDULE OF OTHER GAMES**  
**FOR THE MONTH OF SEPTEMBER, 2012**

Type of Game (b)	Authorized Units (c)	Win or (Loss) (d)	Drop (e)	Win or (Loss) Percentage (f)
Sic Bo				
Pai Gow Poker	2	104,885	597,458	17.6%
Pai Gow				
Keno				
Caribbean Stud Poker				
Let it Ride Poker	3	94,555	671,142	14.1%
Three Card Poker	6	335,060	1,317,229	25.4%
Casino War				
Spanish 21	2	163,493	728,600	22.4%
Double Attack Blackjack				
Four Card Poker	2	165,928	576,050	28.8%
Texas Hold 'Em Bonus Poker				
Flop Poker				
Ultimate Texas Hold 'Em				
Asia Poker				
Winner's Pot Poker				
Mississippi Stud				
Mini-Tex 3 Card Hold'Em				
Supreme Pai Gow				
Triple Attack Blackjack				
High Roll Dice				
Boston 7 Stud Poker				
Electronic Table Games	16	70,645	804,234	8.8%
Total -(Must agree with line 7 on Pg 1)	31	\$ 934,566	\$ 4,694,713	19.9%



# SHOWBOAT MONTHLY GROSS REVENUE REPORT

FOR THE MONTH OF SEPTEMBER, 2012

## CASINO WIN - CURRENT MONTH

Line (a)	Type of Game (b)	Authorized Units (c)	Win or (Loss) (d)	Drop/Handle (e)	Win or (Loss) Percentage (f)
<b>Table and Other Games:</b>					
1	Blackjack	41	\$ 818,137	\$ 7,156,639	11.4%
2	Craps	5	158,088	3,020,587	5.2%
3	Roulette	9	345,465	1,940,950	17.8%
4	Big Six	1	19,618	65,551	29.9%
5	Baccarat				0.0%
6	Minibaccarat	9	781,537	6,734,586	11.6%
7	Other Games - (Page 2)	25	1,340,351	4,981,730	26.9%
8	Subtotal - Table and Other Games	90	3,463,196	\$ 23,900,043	14.5%
9	Poker	24	247,643		
10	<b>Total - Table and Other Games</b>	<b>114</b>	<b>\$ 3,710,839</b>		
<b>Slot Machines:</b>					
11	\$ .01 and .02 Slot Machines	746	\$ 5,079,277	\$ 41,766,236	12.2%
12	\$ .05 Slot Machines	104	1,189,693	11,313,019	10.5%
13	\$ .25 Slot Machines	200	1,512,708	15,957,245	9.5%
14	\$ .50 Slot Machines	1	(44,658)	62,358	-71.6%
15	\$ 1.00 Slot Machines	149	1,153,938	17,021,231	6.8%
16	\$ 5.00 Slot Machines	29	287,164	3,981,315	7.2%
17	\$ 25.00 Slot Machines	3	47,667	349,400	13.6%
18	\$100.00 Slot Machines	3	(15,369)	320,800	-4.8%
19	Multi-denominational Slot Machines	1,054	6,436,305	63,732,964	10.1%
20	Other Slot Machines	5	61,410	421,650	14.6%
21	<b>Total - Slot Machines</b>	<b>2,294</b>	<b>\$ 15,708,135</b>	<b>\$ 154,926,218</b>	<b>10.1%</b>
22	<b>Total Casino Win</b>		<b>\$ 19,418,974</b>		

## TAX ON GROSS REVENUE

23	Year-to-Date Table and Other Games Win .....	\$ 35,248,010
24	Year-to-Date Slot Machine Win .....	147,944,166
25	Year-to-Date Total Casino Win .....	<b>\$ 183,192,176</b>
26	Adjustments .....	
27	Year-To-Date Gross Revenue .....	<b>\$ 183,192,176</b>
28	Deduction for Eligible Promotional Gaming Credits .....	<b>\$ 20,829,789</b>
29	Year-To-Date Taxable Gross Revenue .....	<b>\$ 162,362,387</b>
30	Gross Revenue Tax (8% of line 29).....	\$ 12,988,991
31	Less - Total Tax Paid in Prior Months.....	11,708,346
32	Total Tax Required for this Month (line 30 less line 31).....	\$ 1,280,645
33	Total Progressive Meter Amounts - End of Month.....	\$ 1,525,689
34	Authorized Casino Square Footage - End of Month.....	108,869
35	Authorized Simulcasting Square Footage - End of Month.....	17,086
36	Simulcasting Revenue for the Month.....	\$ 37,684
37	Simulcasting Handle for the Month.....	\$ 436,692
38	Promotional Gaming Credits Wagered for the Month.....	\$ 3,162,897

Under penalties of perjury, I declare that I have examined this report, and to the best of my knowledge and belief, it is true and complete.

October 9, 2012  
DATE

  
Gail Myers

Operations Controller 3470-11  
TITLE (LICENSE NUMBER)

**SHOWBOAT  
MONTHLY GROSS REVENUE REPORT  
SCHEDULE OF OTHER GAMES  
FOR THE MONTH OF SEPTEMBER, 2012**

Type of Game (b)	Authorized Units (c)	Win or (Loss) (d)	Drop (e)	Win or (Loss) Percentage (f)
Sic Bo				
Pai Gow Poker	3	114,371	600,540	19.0%
Pai Gow	2	52,684	348,019	15.1%
Keno				
Caribbean Stud Poker	1	25,152	76,063	33.1%
Let it Ride Poker	2	109,617	590,754	18.6%
Three Card Poker	9	676,623	1,915,787	35.3%
Casino War				
Spanish 21	3	79,330	357,170	22.2%
Double Attack Blackjack	1	48,416	260,547	18.6%
Four Card Poker	2	112,373	338,763	33.2%
Texas Hold 'Em Bonus Poker				
Flop Poker	1	68,283	266,875	25.6%
Ultimate Texas Hold 'Em	1	53,502	227,212	23.5%
Asia Poker				
Winner's Pot Poker				
Mississippi Stud				
Mini-Tex 3 Card Hold'Em				
Supreme Pai Gow				
Triple Attack Blackjack				
High Roll Dice				
Boston 7 Stud Poker				
Electronic Table Games				
Total -(Must agree with line 7 on Pg 1)	25	\$ 1,340,351	\$ 4,981,730	26.9%

# TROPICANA CASINO & RESORT MONTHLY GROSS REVENUE REPORT

FOR THE MONTH OF SEPTEMBER, 2012

## CASINO WIN - CURRENT MONTH

Line (a)	Type of Game (b)	Authorized Units (c)	Win or (Loss) (d)	Drop/Handle (e)	Win or (Loss) Percentage (f)
<b>Table and Other Games:</b>					
1	Blackjack	55	\$ 1,132,515	\$ 15,345,569	7.4%
2	Craps	9	1,030,551	4,529,503	22.8%
3	Roulette	15	685,749	3,362,948	20.4%
4	Big Six	2	70,413	193,511	36.4%
5	Baccarat	0			0.0%
6	Minibaccarat	10	241,188	4,983,568	4.8%
7	Other Games - (Page 2)	26	1,280,938	5,066,953	25.3%
8	Subtotal - Table and Other Games	117	4,441,354	\$ 33,482,052	13.3%
9	Poker	27	304,840		
10	Total - Table and Other Games	144	\$ 4,746,194		

<b>Slot Machines:</b>					
11	\$ .01 and .02 Slot Machines	1,194	\$ 7,598,922	\$ 63,049,554	12.1%
12	\$ .05 Slot Machines	130	553,460	7,287,461	7.6%
13	\$ .25 Slot Machines	189	1,443,846	20,361,952	7.1%
14	\$ .50 Slot Machines	29	183,930	1,910,692	9.6%
15	\$ 1.00 Slot Machines	158	1,224,702	14,919,523	8.2%
16	\$ 5.00 Slot Machines	38	345,621	5,648,353	6.1%
17	\$ 25.00 Slot Machines	20	122,964	2,192,275	5.6%
18	\$100.00 Slot Machines	13	150,750	1,034,300	14.6%
19	Multi-denominational Slot Machines	878	5,174,176	66,070,412	7.8%
20	Other Slot Machines	28	22,382	2,648,530	0.8%
21	Total - Slot Machines	2,677	\$ 16,820,753	\$ 185,123,052	9.1%
22	Total Casino Win		\$ 21,566,947		

## TAX ON GROSS REVENUE

23	Year-to-Date Table and Other Games Win .....	\$ 51,826,240
24	Year-to-Date Slot Machine Win .....	154,667,364
25	Year-to-Date Total Casino Win .....	<b>\$ 206,493,604</b>
26	Adjustments .....	
27	Year-To-Date Gross Revenue .....	<b>\$ 206,493,604</b>
28	Deduction for Eligible Promotional Gaming Credits .....	<b>\$ 20,899,976</b>
29	Year-To-Date Taxable Gross Revenue .....	<b>\$ 185,593,628</b>
30	Gross Revenue Tax (8% of line 29).....	\$ 14,847,490
31	Less - Total Tax Paid in Prior Months.....	13,388,893
32	Total Tax Required for this Month (line 30 less line 31).....	\$ 1,458,597
33	Total Progressive Meter Amounts - End of Month.....	\$ 1,115,254
34	Authorized Casino Square Footage - End of Month.....	132,896
35	Authorized Simulcasting Square Footage - End of Month.....	
36	Simulcasting Revenue for the Month.....	
37	Simulcasting Handle for the Month.....	
38	Promotional Gaming Credits Wagered for the Month.....	\$ 3,376,436

Under penalties of perjury, I declare that I have examined this report, and to the best of my knowledge and belief, it is true and complete.

October 5, 2012

DATE



Jeff Bohrer

7488-11

Casino Controller

**TROPICANA CASINO & RESORT  
MONTHLY GROSS REVENUE REPORT  
SCHEDULE OF OTHER GAMES  
FOR THE MONTH OF SEPTEMBER, 2012**

Type of Game (b)	Authorized Units (c)	Win or (Loss) (d)	Drop (e)	Win or (Loss) Percentage (f)
Sic Bo				
Pai Gow Poker	2	81,142	318,207	25.5%
Pai Gow	2	124,625	490,418	25.4%
Keno				
Caribbean Stud Poker	1	(48,271)	160,438	-30.1%
Let it Ride Poker	2	113,027	548,078	20.6%
Three Card Poker	8	385,791	1,481,715	26.0%
Casino War				
Spanish 21	4	324,752	969,481	33.5%
Double Attack Blackjack	1	43,964	187,979	23.4%
Four Card Poker	2	119,906	403,283	29.7%
Texas Hold 'Em Bonus Poker	2	143,981	487,019	29.6%
Flop Poker				
Ultimate Texas Hold 'Em				
Asia Poker				
Winner's Pot Poker				
Mississippi Stud				
Mini-Tex 3 Card Hold'Em				
Supreme Pai Gow				
Triple Attack Blackjack				
High Roll Dice				
Boston 7 Stud Poker	2	(7,979)	20,335	-39.2%
Electronic Table Games				
Total -(Must agree with line 7 on Pg 1)	26	\$ 1,280,938	\$ 5,066,953	25.3%

# TRUMP PLAZA ASSOCIATES MONTHLY GROSS REVENUE REPORT

FOR THE MONTH OF SEPTEMBER, 2012

## CASINO WIN - CURRENT MONTH


Line (a)	Type of Game (b)	Authorized Units (c)	Win or (Loss) (d)	Drop/Handle (e)	Win or (Loss) Percentage (f)
<b>Table and Other Games:</b>					
1	Blackjack	29	\$ 471,106	\$ 4,216,346	11.2%
2	Craps	3	183,581	1,514,674	12.1%
3	Roulette	9	339,491	1,397,810	24.3%
4	Big Six	1	30,477	87,107	35.0%
5	Baccarat				
6	Minibaccarat	9	247,270	3,415,087	7.2%
7	Other Games - (Page 2)	13	391,917	2,080,432	18.8%
8	Subtotal - Table and Other Games	64	1,663,842	\$ 12,711,456	13.1%
9	Poker				
10	<b>Total - Table and Other Games</b>	<b>64</b>	<b>\$ 1,663,842</b>		
<b>Slot Machines:</b>					
11	\$ .01 and .02 Slot Machines	\$ 754	\$ 3,459,702	\$ 30,444,696	11.4%
12	\$ .05 Slot Machines	82	350,758	3,507,386	10.0%
13	\$ .25 Slot Machines	347	1,414,059	15,737,300	9.0%
14	\$ .50 Slot Machines	56	238,732	4,072,341	5.9%
15	\$ 1.00 Slot Machines	157	835,818	9,111,176	9.2%
16	\$ 5.00 Slot Machines	14	25,830	1,300,712	2.0%
17	\$ 25.00 Slot Machines	7	18,255	230,625	7.9%
18	\$100.00 Slot Machines	2	4,300	57,300	7.5%
19	Multi-denominational Slot Machines	147	838,020	13,973,062	6.0%
20	Other Slot Machines	28	52,493	1,172,004	4.5%
21	<b>Total - Slot Machines</b>	<b>1,594</b>	<b>\$ 7,237,967</b>	<b>\$ 79,606,602</b>	<b>9.1%</b>
22	<b>Total Casino Win</b>		<b>\$ 8,901,809</b>		

## TAX ON GROSS REVENUE

23	Year-to-Date Table and Other Games Win .....	\$ 16,388,202
24	Year-to-Date Slot Machine Win .....	68,659,517
25	Year-to-Date Total Casino Win .....	<b>\$ 85,047,719</b>
26	Adjustments .....	<b>\$ 99,502</b>
27	Year-To-Date Gross Revenue .....	<b>\$ 85,147,221</b>
28	Deduction for Eligible Promotional Gaming Credits .....	<b>\$ 13,010,787</b>
29	Year-To-Date Taxable Gross Revenue .....	<b>\$ 72,136,434</b>
30	Gross Revenue Tax (8% of line 29).....	\$ 5,770,915
31	Less - Total Tax Paid in Prior Months.....	5,230,424
32	Total Tax Required for this Month (line 30 less line 31).....	<b>\$ 540,491</b>
33	Total Progressive Meter Amounts - End of Month.....	\$ 305,316
34	Authorized Casino Square Footage - End of Month.....	86,923
35	Authorized Simulcasting Square Footage - End of Month.....	
36	Simulcasting Revenue for the Month.....	
37	Simulcasting Handle for the Month.....	
38	Promotional Gaming Credits Wagered for the Month.....	\$ 1,833,954

Under penalties of perjury, I declare that I have examined this report, and to the best of my knowledge and belief, it is true and complete.

October 8, 2012  
DATE

  
Ron Alcorn

Casino Controller (1623-11)  
TITLE (LICENSE NUMBER)

**TRUMP PLAZA ASSOCIATES**  
**MONTHLY GROSS REVENUE REPORT**  
**SCHEDULE OF OTHER GAMES**  
**FOR THE MONTH OF SEPTEMBER, 2012**

Type of Game (b)	Authorized Units (c)	Win or (Loss) (d)	Drop (e)	Win or (Loss) Percentage (f)
Sic Bo	1	0	0	0.0%
Pai Gow Poker	2	58,752	338,445	17.4%
Pai Gow	2	36,985	446,782	8.3%
Keno				
Caribbean Stud Poker				
Let it Ride Poker	2	28,865	230,628	12.5%
Three Card Poker	2	120,650	387,246	31.2%
Casino War				
Spanish 21	2	103,530	407,006	25.4%
Double Attack Blackjack				
Four Card Poker	1	22,237	178,443	12.5%
Texas Hold 'Em Bonus Poker	1	20,898	91,882	22.7%
Flop Poker				
Ultimate Texas Hold 'Em				
Asia Poker				
Winner's Pot Poker				
Mississippi Stud				
Mini-Tex 3 Card Hold'Em				
Supreme Pai Gow				
Triple Attack Blackjack				
High Roll Dice				
Boston 7 Stud Poker				
Electronic Table Games				
Total -(Must agree with line 7 on Pg 1)	13	\$ 391,917	\$ 2,080,432	18.8%

# TRUMP TAJ MAHAL CASINO RESORT MONTHLY GROSS REVENUE REPORT

FOR THE MONTH OF SEPTEMBER, 2012

## CASINO WIN - CURRENT MONTH

Line (a)	Type of Game (b)	Authorized Units (c)	Win or (Loss) (d)	Drop/Handle (e)	Win or (Loss) Percentage (f)
<b>Table and Other Games:</b>					
1	Blackjack	69	\$ 3,615,780	\$ 20,806,046	17.4%
2	Craps	12	408,469	4,828,845	8.5%
3	Roulette	14	782,621	4,287,918	18.3%
4	Big Six	1	33,951	74,152	45.8%
5	Baccarat				
6	Minibaccarat	12	3,265,535	14,070,827	23.2%
7	Other Games - (Page 2)	25	1,497,894	6,515,503	23.0%
8	Subtotal - Table and Other Games	133	9,604,250	\$ 50,583,291	19.0%
9	Poker	54	497,825		
10	<b>Total - Table and Other Games</b>	<b>187</b>	<b>\$ 10,102,075</b>		
<b>Slot Machines:</b>					
11	\$ .01 and .02 Slot Machines	1,287	\$ 8,015,237	\$ 68,250,908	11.7%
12	\$ .05 Slot Machines	118	1,067,177	10,992,435	9.7%
13	\$ .25 Slot Machines	346	2,066,610	23,418,594	8.8%
14	\$ .50 Slot Machines	19	61,012	497,295	12.3%
15	\$ 1.00 Slot Machines	290	2,826,024	37,630,464	7.5%
16	\$ 5.00 Slot Machines	73	668,351	10,888,470	6.1%
17	\$ 25.00 Slot Machines	15	239,116	2,221,350	10.8%
18	\$100.00 Slot Machines	20	(72,132)	1,077,800	-6.7%
19	Multi-denominational Slot Machines	388	2,776,186	43,869,267	6.3%
20	Other Slot Machines	29	223,487	2,799,667	8.0%
21	<b>Total - Slot Machines</b>	<b>2,585</b>	<b>\$ 17,871,068</b>	<b>\$ 201,646,250</b>	<b>8.9%</b>
22	<b>Total Casino Win</b>		<b>\$ 27,973,143</b>		

## TAX ON GROSS REVENUE

23	Year-to-Date Table and Other Games Win .....	\$ 72,769,954
24	Year-to-Date Slot Machine Win .....	168,307,064
25	Year-to-Date Total Casino Win .....	<b>\$ 241,077,018</b>
26	Adjustments .....	<b>\$ 18,270</b>
27	Year-To-Date Gross Revenue .....	<b>\$ 241,095,288</b>
28	Deduction for Eligible Promotional Gaming Credits .....	<b>\$ 38,619,967</b>
29	Year-To-Date Taxable Gross Revenue .....	<b>\$ 202,475,321</b>
30	Gross Revenue Tax (8% of line 29).....	\$ 16,198,026
31	Less - Total Tax Paid in Prior Months.....	14,401,598
32	Total Tax Required for this Month (line 30 less line 31).....	<b>\$ 1,796,428</b>
33	Total Progressive Meter Amounts - End of Month.....	\$ 843,818
34	Authorized Casino Square Footage - End of Month.....	149,239
35	Authorized Simulcasting Square Footage - End of Month.....	12,483
36	Simulcasting Revenue for the Month.....	\$ 46,145
37	Simulcasting Handle for the Month.....	\$ 505,127
38	Promotional Gaming Credits Wagered for the Month.....	\$ 3,910,613

Under penalties of perjury, I declare that I have examined this report, and to the best of my knowledge and belief, it is true and complete.

October 9, 2012

DATE



Robert Allen

Finance Operations Controller 6793-11

TITLE (LICENSE NUMBER)

**TRUMP TAJ MAHAL CASINO RESORT  
MONTHLY GROSS REVENUE REPORT  
SCHEDULE OF OTHER GAMES  
FOR THE MONTH OF SEPTEMBER, 2012**

Type of Game (b)	Authorized Units (c)	Win or (Loss) (d)	Drop (e)	Win or (Loss) Percentage (f)
Sic Bo				
Pai Gow Poker	2	195,663	692,621	28.2%
Pai Gow	2	94,893	678,366	14.0%
Keno	2	15,418	72,578	21.2%
Caribbean Stud Poker				
Let it Ride Poker	3	110,346	717,811	15.4%
Three Card Poker	7	387,284	1,508,829	25.7%
Casino War				
Spanish 21	4	372,340	1,483,547	25.1%
Double Attack Blackjack	1	(941)	94,314	-1.0%
Four Card Poker	2	188,767	783,474	24.1%
Texas Hold 'Em Bonus Poker	2	134,124	483,963	27.7%
Flop Poker				
Ultimate Texas Hold 'Em				
Asia Poker				
Winner's Pot Poker				
Mississippi Stud				
Mini-Tex 3 Card Hold'Em				
Supreme Pai Gow				
Triple Attack Blackjack				
High Roll Dice				
Boston 7 Stud Poker				
Electronic Table Games				
Total -(Must agree with line 7 on Pg 1)	25	\$ 1,497,894	\$ 6,515,503	23.0%