

THE ATLANTIC CLUB CASINO HOTEL MONTHLY GROSS REVENUE REPORT

FOR THE MONTH OF SEPTEMBER, 2013

CASINO WIN - CURRENT MONTH

Line (a)	Type of Game (b)	Authorized Units (c)	Win or (Loss) (d)	Drop/Handle (e)	Win or (Loss) Percentage (f)
Table and Other Games:					
1	Blackjack	21	\$ 406,549	\$ 3,655,964	11.1%
2	Craps	4	136,604	1,732,064	7.9%
3	Roulette	5	191,421	835,416	22.9%
4	Big Six	0	0	0	0.0%
5	Baccarat	0	0	0	0.0%
6	Minibaccarat	6	369,642	3,092,835	12.0%
7	Other Games - (Page 2)	12	309,294	1,738,069	17.8%
8	Subtotal - Table and Other Games	48	1,413,510	\$ 11,054,348	12.8%
9	Poker	0	0		
10	Total - Table and Other Games	48	\$ 1,413,510		
Slot Machines:					
11	\$.01 and .02 Slot Machines	1,121	\$ 7,212,160	\$ 61,330,546	11.8%
12	\$.05 Slot Machines	48	345,454	5,367,500	6.4%
13	\$.25 Slot Machines	148	1,134,766	15,992,626	7.1%
14	\$.50 Slot Machines	9	78,765	888,247	8.9%
15	\$ 1.00 Slot Machines	159	1,213,815	18,801,628	6.5%
16	\$ 5.00 Slot Machines	35	317,000	4,830,980	6.6%
17	\$ 25.00 Slot Machines	3	36,015	252,975	14.2%
18	\$100.00 Slot Machines				0.0%
19	Multi-denominational Slot Machines	103	520,786	8,905,674	5.8%
20	Other Slot Machines	15	61,795	2,090,498	3.0%
21	Total - Slot Machines	1,641	\$ 10,920,556	\$ 118,460,674	9.2%
22	Total Casino Win		\$ 12,334,066		

TAX ON GROSS REVENUE

23	Year-to-Date Table and Other Games Win	\$ 13,135,797	
24	Year-to-Date Slot Machine Win	97,561,304	
25	Year-to-Date Total Casino Win	\$ 110,697,101	
26	Adjustments	\$ 15	
27	Year-To-Date Gross Revenue	\$ 110,697,116	
28	Deduction for Eligible Promotional Gaming Credits	\$ 21,973,042	
29	Year-To-Date Taxable Gross Revenue	\$ 88,724,074	
30	Gross Revenue Tax (8% of line 29).....	\$ 7,097,926	
31	Less - Total Tax Paid in Prior Months.....	6,322,889	
32	Total Tax Required for this Month (line 30 less line 31).....	\$ 775,037	
33	Total Progressive Meter Amounts - End of Month.....	\$ 433,530	
34	Authorized Casino Square Footage - End of Month.....	75,416	
35	Authorized Simulcasting Square Footage - End of Month.....		
36	Simulcasting Revenue for the Month.....		
37	Simulcasting Handle for the Month.....		
38	Promotional Gaming Credits Wagered for the Month.....	\$ 3,284,388	

Under penalties of perjury, I declare that I have examined this report, and to the best of my knowledge and belief, it is true and complete.

October 8, 2013

DATE



JOANNE MCKENSIE

CASINO CONTROLLER (1231-11)

TITLE (LICENSE NUMBER)

DGE-101

**THE ATLANTIC CLUB CASINO HOTEL
MONTHLY GROSS REVENUE REPORT
SCHEDULE OF OTHER GAMES
FOR THE MONTH OF SEPTEMBER, 2013**

Type of Game (b)	Authorized Units (c)	Win or (Loss) (d)	Drop (e)	Win or (Loss) Percentage (f)
Sic Bo				
Pai Gow Poker	2	31,564	257,250	12.3%
Pai Gow	1	54,629	290,292	18.8%
Keno				
Caribbean Stud Poker				
Let it Ride Poker	2	46,728	218,390	21.4%
Three Card Poker	4	103,934	572,444	18.2%
Casino War				
Spanish 21	2	45,691	280,517	16.3%
Double Attack Blackjack				
Four Card Poker	1	26,748	119,176	22.4%
Texas Hold 'Em Bonus Poker				
Flop Poker				
Ultimate Texas Hold 'Em				
Asia Poker				
Winner's Pot Poker				
Mississippi Stud				
Mini-Tex 3 Card Hold'Em				
Supreme Pai Gow				
Triple Attack Blackjack				
High Roll Dice				
Boston 7 Stud Poker				
Electronic Table Games				
5 Card Hi-Lo				
Total -(Must agree with line 7 on Pg 1)	12	\$ 309,294	\$ 1,738,069	17.8%

BALLY'S ATLANTIC CITY

MONTHLY GROSS REVENUE REPORT

FOR THE MONTH OF SEPTEMBER, 2013

CASINO WIN - CURRENT MONTH

Line (a)	Type of Game (b)	Authorized Units (c)	Win or (Loss) (d)	Drop/Handle (e)	Win or (Loss) Percentage (f)
Table and Other Games:					
1	Blackjack	40	\$ 2,200,996	\$ 11,801,420	18.7%
2	Craps	6	28,813	5,685,662	0.5%
3	Roulette	14	640,190	4,092,122	15.6%
4	Big Six	1	63,456	158,176	40.1%
5	Baccarat	0	0	0	0.0%
6	Minibaccarat	17	1,249,086	9,914,422	12.6%
7	Other Games - (Page 2)	34	1,887,856	7,569,064	24.9%
8	Subtotal - Table and Other Games	112	6,070,397	\$ 39,220,866	15.5%
9	Poker	26	207,111		
10	Total - Table and Other Games	138	\$ 6,277,508		
Slot Machines:					
11	\$.01 and .02 Slot Machines	928	\$ 6,431,578	\$ 49,130,932	13.1%
12	\$.05 Slot Machines	153	485,338	5,125,547	9.5%
13	\$.25 Slot Machines	377	2,096,835	27,066,957	7.7%
14	\$.50 Slot Machines	28	283,220	2,995,967	9.5%
15	\$ 1.00 Slot Machines	278	1,598,776	28,696,980	5.6%
16	\$ 5.00 Slot Machines	96	723,075	12,601,230	5.7%
17	\$ 25.00 Slot Machines	14	120,979	1,561,075	7.7%
18	\$100.00 Slot Machines	14	130,400	1,456,300	9.0%
19	Multi-denominational Slot Machines	412	1,830,439	24,271,072	7.5%
20	Other Slot Machines	21	99,409	2,299,994	4.3%
21	Total - Slot Machines	2,321	\$ 13,800,049	\$ 155,206,054	8.9%
22	Total Casino Win		\$ 20,077,557		

TAX ON GROSS REVENUE

23	Year-to-Date Table and Other Games Win	\$ 64,400,081
24	Year-to-Date Slot Machine Win	128,245,126
25	Year-to-Date Total Casino Win	\$ 192,645,207
26	Adjustments	\$ (333,882)
27	Year-To-Date Gross Revenue	\$ 192,311,325
28	Deduction for Eligible Promotional Gaming Credits	\$ 17,059,314
29	Year-To-Date Taxable Gross Revenue	\$ 175,252,011
30	Gross Revenue Tax (8% of line 29).....	\$ 14,020,161
31	Less - Total Tax Paid in Prior Months.....	12,593,158
32	Total Tax Required for this Month (line 30 less line 31).....	\$ 1,427,003
33	Total Progressive Meter Amounts - End of Month.....	\$ 1,512,631
34	Authorized Casino Square Footage - End of Month.....	105,684
35	Authorized Simulcasting Square Footage - End of Month.....	9,393
36	Simulcasting Revenue for the Month.....	\$ 47,051
37	Simulcasting Handle for the Month.....	\$ 560,830
38	Promotional Gaming Credits Wagered for the Month.....	\$ 2,792,189

Under penalties of perjury, I declare that I have examined this report, and to the best of my knowledge and belief, it is true and complete.

October 8, 2013

DATE



William Pangoras

Operations Controller (1792-11)

TITLE (LICENSE NUMBER)

DGE-101

**BALLY'S ATLANTIC CITY
MONTHLY GROSS REVENUE REPORT
SCHEDULE OF OTHER GAMES
FOR THE MONTH OF SEPTEMBER, 2013**

Type of Game (b)	Authorized Units (c)	Win or (Loss) (d)	Drop (e)	Win or (Loss) Percentage (f)
Sic Bo				
Pai Gow Poker	4	146,735	812,273	18.1%
Pai Gow	2	63,502	840,893	7.6%
Keno				
Caribbean Stud Poker	2	58,962	282,162	20.9%
Let it Ride Poker	3	131,820	655,790	20.1%
Three Card Poker	10	784,823	2,111,915	37.2%
Casino War				
Spanish 21	4	250,548	966,392	25.9%
Double Attack Blackjack				
Four Card Poker	5	216,067	927,373	23.3%
Texas Hold 'Em Bonus Poker	1	12,984	71,014	18.3%
Flop Poker				
Ultimate Texas Hold 'Em	2	166,870	700,708	23.8%
Asia Poker	1	55,545	200,544	27.7%
Winner's Pot Poker				
Mississippi Stud				
Mini-Tex 3 Card Hold'Em				
Supreme Pai Gow				
Triple Attack Blackjack				
High Roll Dice				
Boston 7 Stud Poker				
Electronic Table Games				
5 Card Hi-Lo				
Lunar Poker				
Total -(Must agree with line 7 on Pg 1)	34	\$ 1,887,856	\$ 7,569,064	24.9%

BORGATA HOTEL CASINO & SPA MONTHLY GROSS REVENUE REPORT

FOR THE MONTH OF SEPTEMBER, 2013

CASINO WIN - CURRENT MONTH

Line (a)	Type of Game (b)	Authorized Units (c)	Win or (Loss) (d)	Drop/Handle (e)	Win or (Loss) Percentage (f)
Table and Other Games:					
1	Blackjack	76	\$ 4,696,853	\$ 53,930,577	8.7%
2	Craps	14	2,172,808	12,617,605	17.2%
3	Roulette	21	1,483,499	7,920,184	18.7%
4	Big Six	1	58,420	123,857	47.2%
5	Baccarat	1	327,316	1,038,932	31.5%
6	Minibaccarat	13	1,676,736	12,631,330	13.3%
7	Other Games - (Page 2)	57	3,166,141	14,554,766	21.8%
8	Subtotal - Table and Other Games	183	13,581,773	\$ 102,817,251	13.2%
9	Poker	129	2,788,833		
10	Total - Table and Other Games	312	\$ 16,370,606		
Slot Machines:					
11	\$.01 and .02 Slot Machines	1,601	\$ 16,038,795	\$ 143,684,107	11.2%
12	\$.05 Slot Machines	247	2,880,105	38,501,448	7.5%
13	\$.25 Slot Machines	252	1,902,823	20,126,241	9.5%
14	\$.50 Slot Machines	103	934,655	11,746,142	8.0%
15	\$ 1.00 Slot Machines	230	3,174,149	38,614,471	8.2%
16	\$ 5.00 Slot Machines	82	1,513,731	21,161,010	7.2%
17	\$ 25.00 Slot Machines	15	440,425	4,899,575	9.0%
18	\$100.00 Slot Machines	8	278,100	2,832,400	9.8%
19	Multi-denominational Slot Machines	562	7,267,579	130,865,618	5.6%
20	Other Slot Machines	53	956,983	12,347,744	7.8%
21	Total - Slot Machines	3,153	\$ 35,387,345	\$ 424,778,756	8.3%
22	Total Casino Win		\$ 51,757,951		


TAX ON GROSS REVENUE

23	Year-to-Date Table and Other Games Win	\$ 154,868,088
24	Year-to-Date Slot Machine Win	319,601,021
25	Year-to-Date Total Casino Win	\$ 474,469,109
26	Adjustments	\$ (506,170)
27	Year-To-Date Gross Revenue	\$ 473,962,939
28	Deduction for Eligible Promotional Gaming Credits	\$ 40,256,643
29	Year-To-Date Taxable Gross Revenue	\$ 433,706,296
30	Gross Revenue Tax (8% of line 29).....	\$ 34,696,504
31	Less - Total Tax Paid in Prior Months.....	31,007,344
32	Total Tax Required for this Month (line 30 less line 31).....	\$ 3,689,160
33	Total Progressive Meter Amounts - End of Month.....	\$ 2,390,853
34	Authorized Casino Square Footage - End of Month.....	136,667
35	Authorized Simulcasting Square Footage - End of Month.....	23,620
36	Simulcasting Revenue for the Month.....	\$ 193,455
37	Simulcasting Handle for the Month.....	\$ 2,131,545
38	Promotional Gaming Credits Wagered for the Month.....	\$ 7,055,464

Under penalties of perjury, I declare that I have examined this report, and to the best of my knowledge and belief, it is true and complete.

October 10, 2013

DATE



Betty Parker

Casino Controller - Lic. # 8038-11

TITLE (LICENSE NUMBER)

DGE-101

**BORGATA HOTEL CASINO & SPA
MONTHLY GROSS REVENUE REPORT
SCHEDULE OF OTHER GAMES
FOR THE MONTH OF SEPTEMBER, 2013**

Type of Game (b)	Authorized Units (c)	Win or (Loss) (d)	Drop (e)	Win or (Loss) Percentage (f)
Sic Bo	1	29,554	93,635	31.6%
Pai Gow Poker	8	429,570	1,877,367	22.9%
Pai Gow	3	130,028	824,245	15.8%
Keno				
Caribbean Stud Poker	2	104,415	404,967	25.8%
Let it Ride Poker	5	296,711	1,970,966	15.1%
Three Card Poker	13	769,272	2,987,104	25.8%
Casino War	2	83,751	332,083	25.2%
Spanish 21	7	373,189	2,092,545	17.8%
Double Attack Blackjack				
Four Card Poker	5	404,065	1,654,133	24.4%
Texas Hold 'Em Bonus Poker	4	178,070	753,221	23.6%
Flop Poker	4	230,442	1,008,392	22.9%
Ultimate Texas Hold 'Em				
Asia Poker	2	109,520	479,122	22.9%
Winner's Pot Poker				
Mississippi Stud				
Mini-Tex 3 Card Hold'Em				
Supreme Pai Gow				
Triple Attack Blackjack				
High Roll Dice				
Boston 7 Stud Poker				
Electronic Table Games				
5 Card Hi-Lo	1	27,554	76,986	35.8%
Lunar Poker				
Total -(Must agree with line 7 on Pg 1)	57	\$ 3,166,141	\$ 14,554,766	21.8%

CAESARS ATLANTIC CITY MONTHLY GROSS REVENUE REPORT

FOR THE MONTH OF September, 2013

CASINO WIN - CURRENT MONTH


Line (a)	Type of Game (b)	Authorized Units (c)	Win or (Loss) (d)	Drop/Handle (e)	Win or (Loss) Percentage (f)
Table and Other Games:					
1	Blackjack	59	\$ 1,913,358	\$ 22,172,597	8.6%
2	Craps	14	2,066,926	8,891,111	23.2%
3	Roulette	17	742,055	4,614,816	16.1%
4	Big Six	1	55,335	159,375	34.7%
5	Baccarat	4	564,973	4,035,094	14.0%
6	Minibaccarat	9	(278,730)	4,582,406	-6.1%
7	Other Games - (Page 2)	41	2,169,577	8,720,243	24.9%
8	Subtotal - Table and Other Games	145	7,233,494	\$ 53,175,642	13.6%
9	Poker	32	127,494		
10	Total - Table and Other Games	177	\$ 7,360,988		
Slot Machines:					
11	\$.01 and .02 Slot Machines	1,174	\$ 8,573,775	\$ 69,925,897	12.3%
12	\$.05 Slot Machines	98	501,296	6,449,839	7.8%
13	\$.25 Slot Machines	204	1,158,040	14,230,091	8.1%
14	\$.50 Slot Machines	44	229,462	2,710,686	8.5%
15	\$ 1.00 Slot Machines	202	1,647,440	20,565,883	8.0%
16	\$ 5.00 Slot Machines	68	1,041,547	14,479,400	7.2%
17	\$ 25.00 Slot Machines	10	46,454	3,466,750	1.3%
18	\$100.00 Slot Machines	13	403,552	3,635,600	11.1%
19	Multi-denominational Slot Machines	240	2,775,214	38,658,172	7.2%
20	Other Slot Machines	43	94,521	8,840,350	1.1%
21	Total - Slot Machines	2,096	\$ 16,471,301	\$ 182,962,668	9.0%
22	Total Casino Win		\$ 23,832,289		

TAX ON GROSS REVENUE

23	Year-to-Date Table and Other Games Win	\$ 96,421,159
24	Year-to-Date Slot Machine Win	159,418,253
25	Year-to-Date Total Casino Win	\$ 255,839,412
26	Adjustments	\$ 15,949
27	Year-To-Date Gross Revenue	\$ 255,855,361
28	Deduction for Eligible Promotional Gaming Credits	\$ 20,576,062
29	Year-To-Date Taxable Gross Revenue	\$ 235,279,299
30	Gross Revenue Tax (8% of line 29).....	\$ 18,822,344
31	Less - Total Tax Paid in Prior Months.....	17,133,557
32	Total Tax Required for this Month (line 30 less line 31).....	\$ 1,688,787
33	Total Progressive Meter Amounts - End of Month.....	\$ 1,053,408
34	Authorized Casino Square Footage - End of Month.....	111,786
35	Authorized Simulcasting Square Footage - End of Month.....	28,963
36	Simulcasting Revenue for the Month.....	\$ 52,659
37	Simulcasting Handle for the Month.....	\$ 629,947
38	Promotional Gaming Credits Wagered for the Month.....	\$ 3,398,878

Under penalties of perjury, I declare that I have examined this report, and to the best of my knowledge and belief, it is true and complete.

October 9, 2013
DATE


Gail Myers

CAESARS ATLANTIC CITY MONTHLY GROSS REVENUE REPORT SCHEDULE OF OTHER GAMES

FOR THE MONTH OF September, 2013

Type of Game (b)	Authorized Units (c)	Win or (Loss) (d)	Drop (e)	Win or (Loss) Percentage (f)
Sic Bo	1	5,976	66,041	9.0%
Pai Gow Poker	4	52,364	633,906	8.3%
Pai Gow	7	353,059	1,361,520	25.9%
Keno				
Caribbean Stud Poker	1	22,751	69,098	32.9%
Let it Ride Poker	2	103,487	427,797	24.2%
Three Card Poker	11	964,869	2,762,579	34.9%
Casino War				
Spanish 21	5	211,233	853,017	24.8%
Double Attack Blackjack				
Four Card Poker	4	190,716	1,316,958	14.5%
Texas Hold 'Em Bonus Poker	1	22,197	88,400	25.1%
Flop Poker				
Ultimate Texas Hold 'Em	1	103,330	297,739	34.7%
Asia Poker	2	47,789	360,427	13.3%
Winner's Pot Poker				
Mississippi Stud	2	91,806	482,761	19.0%
Mini-Tex 3 Card Hold'Em				
Supreme Pai Gow				
Triple Attack Blackjack				
High Roll Dice				
Boston 7 Stud Poker				
Electronic Table Games				
5 Card Hi-Lo				
Total -(Must agree with line 7 on Pg 1)	41	\$ 2,169,577	\$ 8,720,243	24.9%

GOLDEN NUGGET

MONTHLY GROSS REVENUE REPORT

FOR THE MONTH OF SEPTEMBER, 2013

CASINO WIN - CURRENT MONTH

Line (a)	Type of Game (b)	Authorized Units (c)	Win or (Loss) (d)	Drop/Handle (e)	Win or (Loss) Percentage (f)
Table and Other Games:					
1	Blackjack	37	\$ 506,559	\$ 5,190,454	9.8%
2	Craps	5	449,406	2,100,061	21.4%
3	Roulette	10	296,271	1,517,059	19.5%
4	Big Six	1	11,510	40,346	28.5%
5	Baccarat				0.0%
6	Minibaccarat	8	516,594	2,253,528	22.9%
7	Other Games - (Page 2)	17	552,522	2,500,394	22.1%
8	Subtotal - Table and Other Games	78	2,332,862	\$ 13,601,842	17.2%
9	Poker	20	33,235		
10	Total - Table and Other Games	98	\$ 2,366,097		
Slot Machines:					
11	\$.01 and .02 Slot Machines	703	\$ 4,809,922	\$ 41,219,236	11.7%
12	\$.05 Slot Machines	102	352,088	3,998,650	8.8%
13	\$.25 Slot Machines	167	766,769	9,044,787	8.5%
14	\$.50 Slot Machines	9	26,883	586,985	4.6%
15	\$ 1.00 Slot Machines	108	960,794	10,550,234	9.1%
16	\$ 5.00 Slot Machines	21	133,673	2,787,246	4.8%
17	\$ 25.00 Slot Machines	7	9,200	380,125	2.4%
18	\$100.00 Slot Machines	3	6,325	209,100	3.0%
19	Multi-denominational Slot Machines	270	1,260,938	18,378,769	6.9%
20	Other Slot Machines	5	37,862	830,050	4.6%
21	Total - Slot Machines	1,395	\$ 8,364,454	\$ 87,985,182	9.5%
22	Total Casino Win		\$ 10,730,551		

TAX ON GROSS REVENUE

23	Year-to-Date Table and Other Games Win	\$ 22,861,273
24	Year-to-Date Slot Machine Win	73,213,597
25	Year-to-Date Total Casino Win	\$ 96,074,870
26	Adjustments	\$ 2,297
27	Year-To-Date Gross Revenue	\$ 96,077,167
28	Deduction for Eligible Promotional Gaming Credits	\$ 11,815,924
29	Year-To-Date Taxable Gross Revenue	\$ 84,261,243
30	Gross Revenue Tax (8% of line 29).....	\$ 6,740,899
31	Less - Total Tax Paid in Prior Months.....	5,999,918
32	Total Tax Required for this Month (line 30 less line 31).....	\$ 740,981
33	Total Progressive Meter Amounts - End of Month.....	\$ 470,925
34	Authorized Casino Square Footage - End of Month.....	70,250
35	Authorized Simulcasting Square Footage - End of Month.....	
36	Simulcasting Revenue for the Month.....	
37	Simulcasting Handle for the Month.....	
38	Promotional Gaming Credits Wagered for the Month.....	\$ 1,825,336

Under penalties of perjury, I declare that I have examined this report, and to the best of my knowledge and belief, it is true and complete.

October 9, 2013

DATE



Alison Trazzera

Controller 8150-11

TITLE (LICENSE NUMBER)

DGE-101

GOLDEN NUGGET
MONTHLY GROSS REVENUE REPORT
SCHEDULE OF OTHER GAMES
FOR THE MONTH OF SEPTEMBER, 2013

Type of Game (b)	Authorized Units (c)	Win or (Loss) (d)	Drop (e)	Win or (Loss) Percentage (f)
Sic Bo				
Pai Gow Poker	2	54,052	230,229	23.5%
Pai Gow	1	15,807	79,901	19.8%
Keno				
Caribbean Stud Poker	1	46,648	128,927	36.2%
Let it Ride Poker	2	41,599	349,056	11.9%
Three Card Poker	4	168,849	572,064	29.5%
Casino War				
Spanish 21	3	28,516	269,609	10.6%
Double Attack Blackjack				
Four Card Poker	1	51,787	211,063	24.5%
Texas Hold 'Em Bonus Poker				
Flop Poker	1	12,879	65,160	19.8%
Ultimate Texas Hold 'Em	1	59,583	149,541	39.8%
Asia Poker				
Winner's Pot Poker				
Mississippi Stud	1	72,802	444,844	16.4%
Mini-Tex 3 Card Hold'Em				
Supreme Pai Gow				
Triple Attack Blackjack				
High Roll Dice				
Boston 7 Stud Poker				
Electronic Table Games				
5 Card Hi-Lo				
Lunar Poker				
Total -(Must agree with line 7 on Pg 1)	17	\$ 552,522	\$ 2,500,394	22.1%

HARRAH'S RESORT ATLANTIC CITY MONTHLY GROSS REVENUE REPORT

FOR THE MONTH OF SEPTEMBER 2013

CASINO WIN - CURRENT MONTH

Line (a)	Type of Game (b)	Authorized Units (c)	Win or (Loss) (d)	Drop/Handle (e)	Win or (Loss) Percentage (f)
Table and Other Games:					
1	Blackjack	73	\$ 2,766,273	\$ 17,163,078	16.1%
2	Craps	9	842,218	4,668,459	18.0%
3	Roulette	13	642,461	3,805,607	16.9%
4	Big Six	1	42,250	116,030	36.4%
5	Baccarat	0	0	0	0.0%
6	Minibaccarat	4	303,043	1,581,912	19.2%
7	Other Games - (Page 2)	39	1,922,900	7,109,320	27.0%
8	Subtotal - Table and Other Games	139	6,519,145	\$ 34,444,406	18.9%
9	Poker	40	317,154		
10	Total - Table and Other Games	179	\$ 6,836,299		
Slot Machines:					
11	\$.01 and .02 Slot Machines	788	\$ 5,629,906	\$ 57,325,925	9.8%
12	\$.05 Slot Machines	163	2,009,624	20,818,927	9.7%
13	\$.25 Slot Machines	315	2,808,150	27,939,075	10.1%
14	\$.50 Slot Machines	16	(13,224)	2,121,616	-0.6%
15	\$ 1.00 Slot Machines	183	2,548,037	27,741,170	9.2%
16	\$ 5.00 Slot Machines	51	847,625	9,760,285	8.7%
17	\$ 25.00 Slot Machines	16	301,265	3,309,750	9.1%
18	\$100.00 Slot Machines	7	(318)	1,816,100	0.0%
19	Multi-denominational Slot Machines	749	8,465,813	115,950,342	7.3%
20	Other Slot Machines	18	96,658	1,898,530	5.1%
21	Total - Slot Machines	2,306	\$ 22,693,536	\$ 268,681,720	8.4%
22	Total Casino Win		\$ 29,529,835		

TAX ON GROSS REVENUE

23	Year-to-Date Table and Other Games Win	\$ 65,793,038	
24	Year-to-Date Slot Machine Win	205,886,552	
25	Year-to-Date Total Casino Win	\$ 271,679,590	
26	Adjustments	\$ (227,905)	
27	Year-To-Date Gross Revenue	\$ 271,451,685	
28	Deduction for Eligible Promotional Gaming Credits	\$ 21,535,074	
29	Year-To-Date Taxable Gross Revenue	\$ 249,916,611	
30	Gross Revenue Tax (8% of line 29).....	\$ 19,993,329	
31	Less - Total Tax Paid in Prior Months.....	17,878,891	
32	Total Tax Required for this Month (line 30 less line 31).....	\$ 2,114,438	
33	Total Progressive Meter Amounts - End of Month.....	\$ 1,819,522	
34	Authorized Casino Square Footage - End of Month.....	154,987	
35	Authorized Simulcasting Square Footage - End of Month.....	569	
36	Simulcasting Revenue for the Month.....	\$ 35,764	
37	Simulcasting Handle for the Month.....	\$ 409,926	
38	Promotional Gaming Credits Wagered for the Month.....	\$ 3,879,247	

Under penalties of perjury, I declare that I have examined this report, and to the best of my knowledge and belief, it is true and complete.

October 10, 2013

DATE



Joseph Lodise

Operations Controller (008900-11)

TITLE (LICENSE NUMBER)

DGE-101

**HARRAH'S RESORT ATLANTIC CITY
MONTHLY GROSS REVENUE REPORT
SCHEDULE OF OTHER GAMES
FOR THE MONTH OF SEPTEMBER 2013**

Type of Game (b)	Authorized Units (c)	Win or (Loss) (d)	Drop (e)	Win or (Loss) Percentage (f)
Sic Bo				
Pai Gow Poker	3	21,856	357,267	6.1%
Pai Gow	1	286	3,924	7.3%
Keno	4	29,458	104,338	28.2%
Caribbean Stud Poker	1	30,756	115,827	26.6%
Let it Ride Poker	3	212,766	850,665	25.0%
Three Card Poker	16	1,073,735	3,070,924	35.0%
Casino War				
Spanish 21	1	94,902	428,559	22.1%
Double Attack Blackjack	1	44,005	181,288	24.3%
Four Card Poker	3	81,103	628,674	12.9%
Texas Hold 'Em Bonus Poker	1	60,486	171,196	35.3%
Flop Poker	3	73,282	441,381	16.6%
Ultimate Texas Hold 'Em	1	71,110	291,418	24.4%
Asia Poker				
Winner's Pot Poker				
Mississippi Stud	1	129,155	463,859	27.8%
Mini-Tex 3 Card Hold'Em				
Supreme Pai Gow				
Triple Attack Blackjack				
High Roll Dice				
Boston 7 Stud Poker				
Electronic Table Games				
5 Card Hi-Lo				
Lunar Poker				
Total -(Must agree with line 7 on Pg 1)	39	\$ 1,922,900	\$ 7,109,320	27.0%

RESORTS CASINO HOTEL (DGMB CASINO LLC)

MONTHLY GROSS REVENUE REPORT

FOR THE MONTH OF SEPTEMBER 2013

CASINO WIN - CURRENT MONTH

Line (a)	Type of Game (b)	Authorized Units (c)	Win or (Loss) (d)	Drop/Handle (e)	Win or (Loss) Percentage (f)
Table and Other Games:					
1	Blackjack	35	\$ 444,671	\$ 6,851,053	6.5%
2	Craps	5	(84,040)	2,369,450	-3.5%
3	Roulette	11	456,571	2,082,898	21.9%
4	Big Six	1	34,871	82,155	42.4%
5	Baccarat	0	0	0	0.0%
6	Minibaccarat	5	117,338	1,342,440	8.7%
7	Other Games - (Page 2)	17	613,251	2,966,357	20.7%
8	Subtotal - Table and Other Games	74	1,582,662	\$ 15,694,353	10.1%
9	Poker				
10	Total - Table and Other Games	74	\$ 1,582,662		
Slot Machines:					
11	\$.01 and .02 Slot Machines	701	\$ 4,663,235	\$ 38,270,586	12.2%
12	\$.05 Slot Machines	103	364,608	4,123,369	8.8%
13	\$.25 Slot Machines	191	1,007,264	11,681,317	8.6%
14	\$.50 Slot Machines	25	94,028	1,209,497	7.8%
15	\$ 1.00 Slot Machines	95	555,544	7,196,965	7.7%
16	\$ 5.00 Slot Machines	28	287,622	3,391,800	8.5%
17	\$ 25.00 Slot Machines	8	28,370	1,128,100	2.5%
18	\$100.00 Slot Machines	6	(55,916)	781,100	-7.2%
19	Multi-denominational Slot Machines	525	2,923,092	40,391,217	7.2%
20	Other Slot Machines	16	136,223	2,062,936	6.6%
21	Total - Slot Machines	1,698	\$ 10,004,070	\$ 110,236,887	9.1%
22	Total Casino Win		\$ 11,586,732		

TAX ON GROSS REVENUE

23	Year-to-Date Table and Other Games Win	\$	20,501,988
24	Year-to-Date Slot Machine Win		80,475,266
25	Year-to-Date Total Casino Win	\$	100,977,254
26	Adjustments	\$	(398,504)
27	Year-To-Date Gross Revenue	\$	100,578,750
28	Deduction for Eligible Promotional Gaming Credits	\$	13,704,383
29	Year-To-Date Taxable Gross Revenue	\$	86,874,367
30	Gross Revenue Tax (8% of line 29).....	\$	6,949,949
31	Less - Total Tax Paid in Prior Months.....		6,189,898
32	Total Tax Required for this Month (line 30 less line 31).....	\$	760,051
33	Total Progressive Meter Amounts - End of Month.....	\$	724,546
34	Authorized Casino Square Footage - End of Month.....		81,219
35	Authorized Simulcasting Square Footage - End of Month.....		
36	Simulcasting Revenue for the Month.....		
37	Simulcasting Handle for the Month.....		
38	Promotional Gaming Credits Wagered for the Month.....	\$	2,617,079

Under penalties of perjury, I declare that I have examined this report, and to the best of my knowledge and belief, it is true and complete.

October 9, 2013

DATE



Walter Simon

Director Operational Accounting 3930-11

TITLE (LICENSE NUMBER)

DGE-101

RESORTS CASINO HOTEL (DGMB CASINO LLC)
MONTHLY GROSS REVENUE REPORT
SCHEDULE OF OTHER GAMES
FOR THE MONTH OF SEPTEMBER 2013

Type of Game (b)	Authorized Units (c)	Win or (Loss) (d)	Drop (e)	Win or (Loss) Percentage (f)
Sic Bo				
Pai Gow Poker	2	47,982	315,129	15.2%
Pai Gow	1	40,957	169,076	24.2%
Keno				
Caribbean Stud Poker				
Let it Ride Poker	2	63,214	384,385	16.4%
Three Card Poker	5	177,908	744,631	23.9%
Casino War				
Spanish 21	3	141,281	609,454	23.2%
Double Attack Blackjack				
Four Card Poker	1	26,902	106,592	25.2%
Texas Hold 'Em Bonus Poker	1	30,159	199,658	15.1%
Flop Poker				
Ultimate Texas Hold 'Em				
Asia Poker				
Winner's Pot Poker				
Mississippi Stud	1	57,525	313,407	18.4%
Mini-Tex 3 Card Hold'Em				
Supreme Pai Gow				
Triple Attack Blackjack				
High Roll Dice				
Boston 7 Stud Poker				
Electronic Table Games				
5 Card Hi-Lo				
Lunar Poker	1	27,323	124,025	22.0%
Total -(Must agree with line 7 on Pg 1)	17	\$ 613,251	\$ 2,966,357	20.7%

REVEL ENTERTAINMENT GROUP, LLC

MONTHLY GROSS REVENUE REPORT

FOR THE MONTH OF SEPTEMBER, 2013

CASINO WIN - CURRENT MONTH

Line (a)	Type of Game (b)	Authorized Units (c)	Win or (Loss) (d)	Drop/Handle (e)	Win or (Loss) Percentage (f)
Table and Other Games:					
1	Blackjack	63	\$ 1,558,115	\$ 20,214,361	7.7%
2	Craps	10	838,100	6,627,430	12.6%
3	Roulette	11	593,313	3,635,954	16.3%
4	Big Six	0	0	0	0.0%
5	Baccarat	0	0	0	0.0%
6	Minibaccarat	6	728,463	3,796,862	19.2%
7	Other Games - (Page 2)	20	772,575	3,253,723	23.7%
8	Subtotal - Table and Other Games	110	4,490,566	\$ 37,528,330	12.0%
9	Poker	22	0		
10	Total - Table and Other Games	132	\$ 4,490,566		
Slot Machines:					
11	\$.01 and .02 Slot Machines	1,436	\$ 6,171,273	\$ 49,606,972	12.4%
12	\$.05 Slot Machines	70	307,494	3,202,319	9.6%
13	\$.25 Slot Machines	151	573,981	5,070,004	11.3%
14	\$.50 Slot Machines				0.0%
15	\$ 1.00 Slot Machines	158	824,851	8,478,962	9.7%
16	\$ 5.00 Slot Machines	23	81,652	1,896,835	4.3%
17	\$ 25.00 Slot Machines	3	(27,250)	629,025	-4.3%
18	\$100.00 Slot Machines	5	(69,900)	1,330,200	-5.3%
19	Multi-denominational Slot Machines	517	2,528,922	37,000,358	6.8%
20	Other Slot Machines	1	180	11,210	1.6%
21	Total - Slot Machines	2,364	\$ 10,391,203	\$ 107,225,885	9.7%
22	Total Casino Win		\$ 14,881,769		

TAX ON GROSS REVENUE

23	Year-to-Date Table and Other Games Win	\$ 44,615,880
24	Year-to-Date Slot Machine Win	71,780,180
25	Year-to-Date Total Casino Win	\$ 116,396,060
26	Adjustments	
27	Year-To-Date Gross Revenue	\$ 116,396,060
28	Deduction for Eligible Promotional Gaming Credits	\$ 11,855,247
29	Year-To-Date Taxable Gross Revenue	\$ 104,540,813
30	Gross Revenue Tax (8% of line 29).....	\$ 8,363,265
31	Less - Total Tax Paid in Prior Months.....	7,358,150
32	Total Tax Required for this Month (line 30 less line 31).....	\$ 1,005,115
33	Total Progressive Meter Amounts - End of Month.....	\$ 1,799,955
34	Authorized Casino Square Footage - End of Month.....	133,423
35	Authorized Simulcasting Square Footage - End of Month.....	
36	Simulcasting Revenue for the Month.....	
37	Simulcasting Handle for the Month.....	
38	Promotional Gaming Credits Wagered for the Month.....	\$ 2,933,702

Under penalties of perjury, I declare that I have examined this report, and to the best of my knowledge and belief, it is true and complete.

October 7, 2013

DATE



Ford Palmer

Casino Controller 4086-11

TITLE (LICENSE NUMBER)

DGE-101

REVEL ENTERTAINMENT GROUP, LLC
MONTHLY GROSS REVENUE REPORT
SCHEDULE OF OTHER GAMES
FOR THE MONTH OF SEPTEMBER, 2013

Type of Game (b)	Authorized Units (c)	Win or (Loss) (d)	Drop (e)	Win or (Loss) Percentage (f)
Sic Bo				
Pai Gow Poker	2	94,418	440,583	21.4%
Pai Gow	2	33,907	219,570	15.4%
Keno				
Caribbean Stud Poker				
Let it Ride Poker	2	114,153	448,458	25.5%
Three Card Poker	6	229,567	928,031	24.7%
Casino War				
Spanish 21	2	207,664	557,436	37.3%
Double Attack Blackjack				
Four Card Poker	2	53,527	413,882	12.9%
Texas Hold 'Em Bonus Poker	1	37,262	191,949	19.4%
Flop Poker				
Ultimate Texas Hold 'Em				
Asia Poker				
Winner's Pot Poker				
Mississippi Stud				
Mini-Tex 3 Card Hold'Em				
Supreme Pai Gow				
Triple Attack Blackjack				
High Roll Dice				
Boston 7 Stud Poker				
Electronic Table Games	3	2,077	53,814	3.9%
5 Card Hi-Lo				
Lunar Poker				
Total -(Must agree with line 7 on Pg 1)	20	\$ 772,575	\$ 3,253,723	23.7%

SHOWBOAT MONTHLY GROSS REVENUE REPORT

FOR THE MONTH OF SEPTEMBER, 2013

CASINO WIN - CURRENT MONTH

Line (a)	Type of Game (b)	Authorized Units (c)	Win or (Loss) (d)	Drop/Handle (e)	Win or (Loss) Percentage (f)
Table and Other Games:					
1	Blackjack	41	\$ 1,088,642	\$ 5,358,892	20.3%
2	Craps	5	451,289	2,508,785	18.0%
3	Roulette	9	317,280	1,740,632	18.2%
4	Big Six	1	12,896	26,125	49.4%
5	Baccarat				0.0%
6	Minibaccarat	9	243,105	3,050,412	8.0%
7	Other Games - (Page 2)	25	1,187,986	4,306,779	27.6%
8	Subtotal - Table and Other Games	90	3,301,198	\$ 16,991,625	19.4%
9	Poker	24	233,974		
10	Total - Table and Other Games	114	\$ 3,535,172		
Slot Machines:					
11	\$.01 and .02 Slot Machines	731	\$ 4,485,243	\$ 34,228,004	13.1%
12	\$.05 Slot Machines	87	897,668	8,352,956	10.7%
13	\$.25 Slot Machines	181	1,366,628	12,407,357	11.0%
14	\$.50 Slot Machines		0	0	0.0%
15	\$ 1.00 Slot Machines	150	944,845	13,683,228	6.9%
16	\$ 5.00 Slot Machines	29	278,829	3,422,415	8.1%
17	\$ 25.00 Slot Machines	2	40,785	273,425	14.9%
18	\$100.00 Slot Machines	3	26,774	307,900	8.7%
19	Multi-denominational Slot Machines	993	4,551,374	52,560,109	8.7%
20	Other Slot Machines	5	20,607	380,550	5.4%
21	Total - Slot Machines	2,181	\$ 12,612,753	\$ 125,615,944	10.0%
22	Total Casino Win		\$ 16,147,925		

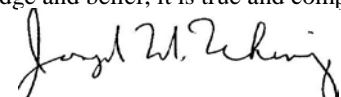
TAX ON GROSS REVENUE

23	Year-to-Date Table and Other Games Win	\$ 31,593,223
24	Year-to-Date Slot Machine Win	118,606,745
25	Year-to-Date Total Casino Win	\$ 150,199,968
26	Adjustments	\$ (499,835)
27	Year-To-Date Gross Revenue	\$ 149,700,133
28	Deduction for Eligible Promotional Gaming Credits	\$ 16,535,684
29	Year-To-Date Taxable Gross Revenue	\$ 133,164,449
30	Gross Revenue Tax (8% of line 29).....	\$ 10,653,156
31	Less - Total Tax Paid in Prior Months.....	9,520,609
32	Total Tax Required for this Month (line 30 less line 31).....	\$ 1,132,547
33	Total Progressive Meter Amounts - End of Month.....	\$ 1,432,678
34	Authorized Casino Square Footage - End of Month.....	108,869
35	Authorized Simulcasting Square Footage - End of Month.....	17,086
36	Simulcasting Revenue for the Month.....	\$ 40,635
37	Simulcasting Handle for the Month.....	\$ 474,079
38	Promotional Gaming Credits Wagered for the Month.....	\$ 2,471,343

Under penalties of perjury, I declare that I have examined this report, and to the best of my knowledge and belief, it is true and complete.

October 9, 2013

DATE



JOE UHING

OPERATIONS CONTROLLER 2835-11

TITLE (LICENSE NUMBER)

DGE-101

**SHOWBOAT
MONTHLY GROSS REVENUE REPORT
SCHEDULE OF OTHER GAMES
FOR THE MONTH OF SEPTEMBER, 2013**

Type of Game (b)	Authorized Units (c)	Win or (Loss) (d)	Drop (e)	Win or (Loss) Percentage (f)
Sic Bo				
Pai Gow Poker	3	84,758	454,886	18.6%
Pai Gow	2	89,995	305,283	29.5%
Keno				
Caribbean Stud Poker	1	14,759	61,438	24.0%
Let it Ride Poker	2	118,205	496,980	23.8%
Three Card Poker	9	671,525	1,728,609	38.8%
Casino War				
Spanish 21	3	39,339	290,612	13.5%
Double Attack Blackjack	1	47,324	233,426	20.3%
Four Card Poker	2	24,133	244,819	9.9%
Texas Hold 'Em Bonus Poker				
Flop Poker	1	44,444	266,227	16.7%
Ultimate Texas Hold 'Em	1	53,504	224,499	23.8%
Asia Poker				
Winner's Pot Poker				
Mississippi Stud				
Mini-Tex 3 Card Hold'Em				
Supreme Pai Gow				
Triple Attack Blackjack				
High Roll Dice				
Boston 7 Stud Poker				
Electronic Table Games				
5 Card Hi-Lo				
Lunar Poker				
Total -(Must agree with line 7 on Pg 1)	25	\$ 1,187,986	\$ 4,306,779	27.6%

TROPICANA CASINO & RESORT MONTHLY GROSS REVENUE REPORT

FOR THE MONTH OF SEPTEMBER 2013

CASINO WIN - CURRENT MONTH

Line (a)	Type of Game (b)	Authorized Units (c)	Win or (Loss) (d)	Drop/Handle (e)	Win or (Loss) Percentage (f)
Table and Other Games:					
1	Blackjack	52	\$ 2,203,495	\$ 11,144,200	19.8%
2	Craps	9	259,933	3,562,612	7.3%
3	Roulette	15	677,656	3,229,232	21.0%
4	Big Six	2	57,361	146,807	39.1%
5	Baccarat	0			0.0%
6	Minibaccarat	9	652,010	4,227,809	15.4%
7	Other Games - (Page 2)	21	942,877	3,731,594	25.3%
8	Subtotal - Table and Other Games	108	4,793,332	\$ 26,042,254	18.4%
9	Poker	27	216,147		
10	Total - Table and Other Games	135	\$ 5,009,479		
Slot Machines:					
11	\$.01 and .02 Slot Machines	1,304	\$ 7,372,248	\$ 59,937,229	12.3%
12	\$.05 Slot Machines	125	496,505	5,915,721	8.4%
13	\$.25 Slot Machines	170	1,029,815	14,467,074	7.1%
14	\$.50 Slot Machines	25	265,250	2,864,159	9.3%
15	\$ 1.00 Slot Machines	178	1,421,646	18,239,244	7.8%
16	\$ 5.00 Slot Machines	46	497,455	5,256,285	9.5%
17	\$ 25.00 Slot Machines	15	54,973	2,430,925	2.3%
18	\$100.00 Slot Machines	11	37,772	800,500	4.7%
19	Multi-denominational Slot Machines	709	3,956,778	52,189,182	7.6%
20	Other Slot Machines	26	111,371	2,451,194	4.5%
21	Total - Slot Machines	2,609	\$ 15,243,813	\$ 164,551,513	9.3%
22	Total Casino Win		\$ 20,253,292		

TAX ON GROSS REVENUE

23	Year-to-Date Table and Other Games Win	\$ 40,346,952	
24	Year-to-Date Slot Machine Win	139,107,427	
25	Year-to-Date Total Casino Win	\$ 179,454,379	
26	Adjustments		
27	Year-To-Date Gross Revenue	\$ 179,454,379	
28	Deduction for Eligible Promotional Gaming Credits	\$ 21,812,022	
29	Year-To-Date Taxable Gross Revenue	\$ 157,642,357	
30	Gross Revenue Tax (8% of line 29).....	\$ 12,611,389	
31	Less - Total Tax Paid in Prior Months.....	11,186,926	
32	Total Tax Required for this Month (line 30 less line 31).....	\$ 1,424,463	
33	Total Progressive Meter Amounts - End of Month.....	\$ 1,237,824	
34	Authorized Casino Square Footage - End of Month.....	123,980	
35	Authorized Simulcasting Square Footage - End of Month.....		
36	Simulcasting Revenue for the Month.....		
37	Simulcasting Handle for the Month.....		
38	Promotional Gaming Credits Wagered for the Month.....	\$ 3,026,459	

Under penalties of perjury, I declare that I have examined this report, and to the best of my knowledge and belief, it is true and complete.

October 9, 2013

DATE



Jeff Bohrer

7488-11

Casino Controller

DGE-101

**TROPICANA CASINO & RESORT
MONTHLY GROSS REVENUE REPORT
SCHEDULE OF OTHER GAMES
FOR THE MONTH OF SEPTEMBER 2013**

Type of Game (b)	Authorized Units (c)	Win or (Loss) (d)	Drop (e)	Win or (Loss) Percentage (f)
Sic Bo				
Pai Gow Poker	2	64,665	184,631	35.0%
Pai Gow	2	6,828	188,023	3.6%
Keno				
Caribbean Stud Poker	1	36,003	157,747	22.8%
Let it Ride Poker	2	79,390	404,186	19.6%
Three Card Poker	6	353,999	1,135,442	31.2%
Casino War				
Spanish 21	3	125,020	594,011	21.0%
Double Attack Blackjack	1	50,288	203,776	24.7%
Four Card Poker	2	118,585	412,574	28.7%
Texas Hold 'Em Bonus Poker	2	108,099	451,204	24.0%
Flop Poker				
Ultimate Texas Hold 'Em				
Asia Poker				
Winner's Pot Poker				
Mississippi Stud				
Mini-Tex 3 Card Hold'Em				
Supreme Pai Gow				
Triple Attack Blackjack				
High Roll Dice				
Boston 7 Stud Poker				
Electronic Table Games				
5 Card Hi-Lo				
Total -(Must agree with line 7 on Pg 1)	21	\$ 942,877	\$ 3,731,594	25.3%

TRUMP PLAZA ASSOCIATES

MONTHLY GROSS REVENUE REPORT

FOR THE MONTH OF SEPTEMBER 2013

CASINO WIN - CURRENT MONTH

Line (a)	Type of Game (b)	Authorized Units (c)	Win or (Loss) (d)	Drop/Handle (e)	Win or (Loss) Percentage (f)
Table and Other Games:					
1	Blackjack	29	\$ 322,991	\$ 2,256,497	14.3%
2	Craps	3	174,226	994,639	17.5%
3	Roulette	9	211,260	990,368	21.3%
4	Big Six	1	16,469	32,418	50.8%
5	Baccarat	0			0.0%
6	Minibaccarat	9	36,365	113,560	32.0%
7	Other Games - (Page 2)	13	249,600	1,227,616	20.3%
8	Subtotal - Table and Other Games	64	1,010,911	\$ 5,615,098	18.0%
9	Poker				
10	Total - Table and Other Games	64	\$ 1,010,911		
Slot Machines:					
11	\$.01 and .02 Slot Machines	796	\$ 2,749,264	\$ 25,693,898	10.7%
12	\$.05 Slot Machines	58	158,464	1,818,513	8.7%
13	\$.25 Slot Machines	339	677,019	10,548,368	6.4%
14	\$.50 Slot Machines	55	124,050	2,307,537	5.4%
15	\$ 1.00 Slot Machines	148	528,221	6,603,997	8.0%
16	\$ 5.00 Slot Machines	25	51,269	1,378,865	3.7%
17	\$ 25.00 Slot Machines	7	9,775	70,775	13.8%
18	\$100.00 Slot Machines	1	7,200	179,800	4.0%
19	Multi-denominational Slot Machines	142	1,021,572	15,783,490	6.5%
20	Other Slot Machines	29	71,133	764,964	9.3%
21	Total - Slot Machines	1,600	\$ 5,397,967	\$ 65,150,207	8.3%
22	Total Casino Win		\$ 6,408,878		

TAX ON GROSS REVENUE

23	Year-to-Date Table and Other Games Win	\$ 10,164,681	
24	Year-to-Date Slot Machine Win	50,078,629	
25	Year-to-Date Total Casino Win	\$ 60,243,310	
26	Adjustments	\$ 37,698	
27	Year-To-Date Gross Revenue	\$ 60,281,008	
28	Deduction for Eligible Promotional Gaming Credits	\$ 8,197,757	
29	Year-To-Date Taxable Gross Revenue	\$ 52,083,251	
30	Gross Revenue Tax (8% of line 29).....	\$ 4,166,660	
31	Less - Total Tax Paid in Prior Months.....	3,737,584	
32	Total Tax Required for this Month (line 30 less line 31).....	\$ 429,076	
33	Total Progressive Meter Amounts - End of Month.....	\$ 291,932	
34	Authorized Casino Square Footage - End of Month.....	86,923	
35	Authorized Simulcasting Square Footage - End of Month.....		
36	Simulcasting Revenue for the Month.....		
37	Simulcasting Handle for the Month.....		
38	Promotional Gaming Credits Wagered for the Month.....	\$ 1,301,863	

Under penalties of perjury, I declare that I have examined this report, and to the best of my knowledge and belief, it is true and complete.

October 9, 2013

DATE



Ron Alcorn

Casino Controller (1623-11)
TITLE (LICENSE NUMBER)

DGE-101

TRUMP PLAZA ASSOCIATES
MONTHLY GROSS REVENUE REPORT
SCHEDULE OF OTHER GAMES
FOR THE MONTH OF SEPTEMBER 2013

Type of Game (b)	Authorized Units (c)	Win or (Loss) (d)	Drop (e)	Win or (Loss) Percentage (f)
Sic Bo	1	0	0	
Pai Gow Poker	2	11,282	46,477	24.3%
Pai Gow	2	0	0	
Keno				
Caribbean Stud Poker				
Let it Ride Poker	2	37,992	206,027	18.4%
Three Card Poker	2	65,913	273,974	24.1%
Casino War				
Spanish 21	2	86,879	471,950	18.4%
Double Attack Blackjack				
Four Card Poker	1	26,319	126,391	20.8%
Texas Hold 'Em Bonus Poker	1	21,215	102,797	20.6%
Flop Poker				
Ultimate Texas Hold 'Em				
Asia Poker				
Winner's Pot Poker				
Mississippi Stud				
Mini-Tex 3 Card Hold'Em				
Supreme Pai Gow				
Triple Attack Blackjack				
High Roll Dice				
Boston 7 Stud Poker				
Electronic Table Games				
5 Card Hi-Lo				
Total -(Must agree with line 7 on Pg 1)	13	\$ 249,600	\$ 1,227,616	20.3%

TRUMP TAJ MAHAL CASINO RESORT MONTHLY GROSS REVENUE REPORT FOR THE MONTH OF SEPTEMBER, 2013

CASINO WIN - CURRENT MONTH

Line (a)	Type of Game (b)	Authorized Units (c)	Win or (Loss) (d)	Drop/Handle (e)	Win or (Loss) Percentage (f)
Table and Other Games:					
1	Blackjack	68	\$ 1,352,029	\$ 14,333,118	9.4%
2	Craps	12	508,499	3,474,289	14.6%
3	Roulette	14	841,603	3,898,598	21.6%
4	Big Six	1	19,232	47,601	40.4%
5	Baccarat	0	0	0	0.0%
6	Minibaccarat	12	2,332,442	11,835,186	19.7%
7	Other Games - (Page 2)	25	1,208,050	5,029,492	24.0%
8	Subtotal - Table and Other Games	132	6,261,855	\$ 38,618,284	16.2%
9	Poker	48	403,624		
10	Total - Table and Other Games	180	\$ 6,665,479		

Slot Machines:					
11	\$.01 and .02 Slot Machines	1,288	\$ 7,732,846	\$ 62,531,336	12.4%
12	\$.05 Slot Machines	114	874,818	9,541,819	9.2%
13	\$.25 Slot Machines	329	1,746,766	20,099,649	8.7%
14	\$.50 Slot Machines	19	39,376	434,903	9.1%
15	\$ 1.00 Slot Machines	271	2,028,075	27,846,475	7.3%
16	\$ 5.00 Slot Machines	69	461,615	7,828,240	5.9%
17	\$ 25.00 Slot Machines	14	167,800	1,074,975	15.6%
18	\$100.00 Slot Machines	22	300,400	1,784,300	16.8%
19	Multi-denominational Slot Machines	371	2,450,069	36,296,884	6.8%
20	Other Slot Machines	28	221,449	2,330,097	9.5%
21	Total - Slot Machines	2,525	\$ 16,023,214	\$ 169,768,678	9.4%
22	Total Casino Win		\$ 22,688,693		


TAX ON GROSS REVENUE

23	Year-to-Date Table and Other Games Win	\$ 59,407,307
24	Year-to-Date Slot Machine Win	145,319,467
25	Year-to-Date Total Casino Win	\$ 204,726,774
26	Adjustments	\$ 50,136
27	Year-To-Date Gross Revenue	\$ 204,776,910
28	Deduction for Eligible Promotional Gaming Credits	\$ 21,714,581
29	Year-To-Date Taxable Gross Revenue	\$ 183,062,329
30	Gross Revenue Tax (8% of line 29).....	\$ 14,644,986
31	Less - Total Tax Paid in Prior Months.....	13,037,641
32	Total Tax Required for this Month (line 30 less line 31).....	\$ 1,607,345
33	Total Progressive Meter Amounts - End of Month.....	\$ 1,148,206
34	Authorized Casino Square Footage - End of Month.....	159,998
35	Authorized Simulcasting Square Footage - End of Month.....	
36	Simulcasting Revenue for the Month.....	
37	Simulcasting Handle for the Month.....	
38	Promotional Gaming Credits Wagered for the Month.....	\$ 3,222,268

Under penalties of perjury, I declare that I have examined this report, and to the best of my knowledge and belief, it is true and complete.

October 4, 2013

DATE



Robert Allen

Finance Operations Controller 6793-11
TITLE (LICENSE NUMBER)

**TRUMP TAJ MAHAL CASINO RESORT
MONTHLY GROSS REVENUE REPORT
SCHEDULE OF OTHER GAMES
FOR THE MONTH OF SEPTEMBER, 2013**

Type of Game (b)	Authorized Units (c)	Win or (Loss) (d)	Drop (e)	Win or (Loss) Percentage (f)
Sic Bo				
Pai Gow Poker	2	134,740	647,110	20.8%
Pai Gow	2	120,240	620,863	19.4%
Keno	2	14,082	55,858	25.2%
Caribbean Stud Poker				
Let it Ride Poker	3	88,886	531,194	16.7%
Three Card Poker	6	290,809	1,054,918	27.6%
Casino War				
Spanish 21	4	291,488	1,047,963	27.8%
Double Attack Blackjack	1	9,726	24,826	39.2%
Four Card Poker	3	150,902	743,663	20.3%
Texas Hold 'Em Bonus Poker	2	107,177	303,097	35.4%
Flop Poker				
Ultimate Texas Hold 'Em				
Asia Poker				
Winner's Pot Poker				
Mississippi Stud				
Mini-Tex 3 Card Hold'Em				
Supreme Pai Gow				
Triple Attack Blackjack				
High Roll Dice				
Boston 7 Stud Poker				
Electronic Table Games				
5 Card Hi-Lo				
Lunar Poker				
Total -(Must agree with line 7 on Pg 1)	25	\$ 1,208,050	\$ 5,029,492	24.0%