

THE ATLANTIC CLUB CASINO HOTEL MONTHLY GROSS REVENUE REPORT

FOR THE MONTH OF OCTOBER, 2013

CASINO WIN - CURRENT MONTH

Line (a)	Type of Game (b)	Authorized Units (c)	Win or (Loss) (d)	Drop/Handle (e)	Win or (Loss) Percentage (f)
Table and Other Games:					
1	Blackjack	21	\$ 303,084	\$ 2,689,730	11.3%
2	Craps	4	211,136	1,318,272	16.0%
3	Roulette	5	148,839	784,516	19.0%
4	Big Six	0	0	0	0.0%
5	Baccarat	0	0	0	0.0%
6	Minibaccarat	6	271,004	2,955,192	9.2%
7	Other Games - (Page 2)	12	304,670	1,565,808	19.5%
8	Subtotal - Table and Other Games	48	1,238,733	\$ 9,313,518	13.3%
9	Poker	0	0		
10	Total - Table and Other Games	48	\$ 1,238,733		
Slot Machines:					
11	\$.01 and .02 Slot Machines	1,122	\$ 6,603,745	\$ 56,669,844	11.7%
12	\$.05 Slot Machines	48	345,871	4,961,067	7.0%
13	\$.25 Slot Machines	148	827,530	13,492,132	6.1%
14	\$.50 Slot Machines	9	92,913	814,679	11.4%
15	\$ 1.00 Slot Machines	159	1,031,939	15,509,159	6.7%
16	\$ 5.00 Slot Machines	35	111,860	3,860,630	2.9%
17	\$ 25.00 Slot Machines	3	19,650	131,050	15.0%
18	\$100.00 Slot Machines		0	0	0.0%
19	Multi-denominational Slot Machines	102	463,478	10,611,094	4.4%
20	Other Slot Machines	15	153,353	1,580,434	9.7%
21	Total - Slot Machines	1,641	\$ 9,650,339	\$ 107,630,089	9.0%
22	Total Casino Win		\$ 10,889,072		

TAX ON GROSS REVENUE

23	Year-to-Date Table and Other Games Win	\$ 14,374,530	
24	Year-to-Date Slot Machine Win	107,211,643	
25	Year-to-Date Total Casino Win	\$ 121,586,173	
26	Adjustments	\$ 15	
27	Year-To-Date Gross Revenue	\$ 121,586,188	
28	Deduction for Eligible Promotional Gaming Credits	\$ 24,528,431	
29	Year-To-Date Taxable Gross Revenue	\$ 97,057,757	
30	Gross Revenue Tax (8% of line 29).....	\$ 7,764,621	
31	Less - Total Tax Paid in Prior Months.....	7,097,926	
32	Total Tax Required for this Month (line 30 less line 31).....	\$ 666,695	
33	Total Progressive Meter Amounts - End of Month.....	\$ 402,751	
34	Authorized Casino Square Footage - End of Month.....	75,416	
35	Authorized Simulcasting Square Footage - End of Month.....		
36	Simulcasting Revenue for the Month.....		
37	Simulcasting Handle for the Month.....		
38	Promotional Gaming Credits Wagered for the Month.....	\$ 3,184,148	

Under penalties of perjury, I declare that I have examined this report, and to the best of my knowledge and belief, it is true and complete.

November 7, 2013

DATE



JOANNE MCKENSIE

CASINO CONTROLLER (1231-11)

TITLE (LICENSE NUMBER)

DGE-101

**THE ATLANTIC CLUB CASINO HOTEL
MONTHLY GROSS REVENUE REPORT
SCHEDULE OF OTHER GAMES
FOR THE MONTH OF OCTOBER, 2013**

Type of Game (b)	Authorized Units (c)	Win or (Loss) (d)	Drop (e)	Win or (Loss) Percentage (f)
Sic Bo				
Pai Gow Poker	2	67,096	275,262	24.4%
Pai Gow	1	46,146	329,407	14.0%
Keno				
Caribbean Stud Poker				
Let it Ride Poker	2	30,983	182,700	17.0%
Three Card Poker	4	85,812	415,600	20.6%
Casino War				
Spanish 21	2	44,770	254,334	17.6%
Double Attack Blackjack				
Four Card Poker	1	29,863	108,505	27.5%
Texas Hold 'Em Bonus Poker				
Flop Poker				
Ultimate Texas Hold 'Em				
Asia Poker				
Winner's Pot Poker				
Mississippi Stud				
Mini-Tex 3 Card Hold'Em				
Supreme Pai Gow				
Triple Attack Blackjack				
High Roll Dice				
Boston 7 Stud Poker				
Electronic Table Games				
5 Card Hi-Lo				
Total -(Must agree with line 7 on Pg 1)	12	\$ 304,670	\$ 1,565,808	19.5%

BALLY'S ATLANTIC CITY MONTHLY GROSS REVENUE REPORT FOR THE MONTH OF OCTOBER, 2013

CASINO WIN - CURRENT MONTH

Line (a)	Type of Game (b)	Authorized Units (c)	Win or (Loss) (d)	Drop/Handle (e)	Win or (Loss) Percentage (f)
Table and Other Games:					
1	Blackjack	32	\$ 1,387,082	\$ 10,303,205	13.5%
2	Craps	6	458,532	5,672,535	8.1%
3	Roulette	10	445,945	3,567,289	12.5%
4	Big Six	1	22,957	62,229	36.9%
5	Baccarat	0	0	0	0.0%
6	Minibaccarat	17	647,400	10,658,263	6.1%
7	Other Games - (Page 2)	24	1,711,464	6,647,300	25.7%
8	Subtotal - Table and Other Games	90	4,673,380	\$ 36,910,821	12.7%
9	Poker	26	206,240		
10	Total - Table and Other Games	116	\$ 4,879,620		
Slot Machines:					
11	\$.01 and .02 Slot Machines	832	\$ 5,561,334	\$ 43,401,662	12.8%
12	\$.05 Slot Machines	152	500,905	5,252,372	9.5%
13	\$.25 Slot Machines	377	1,890,994	27,115,198	7.0%
14	\$.50 Slot Machines	28	207,299	1,698,345	12.2%
15	\$ 1.00 Slot Machines	225	1,518,795	22,252,168	6.8%
16	\$ 5.00 Slot Machines	90	502,803	13,635,045	3.7%
17	\$ 25.00 Slot Machines	14	73,678	1,164,125	6.3%
18	\$100.00 Slot Machines	14	115,455	1,054,300	11.0%
19	Multi-denominational Slot Machines	383	1,816,939	21,289,741	8.5%
20	Other Slot Machines	21	182,677	1,731,350	10.6%
21	Total - Slot Machines	2,136	\$ 12,370,879	\$ 138,594,306	8.9%
22	Total Casino Win		\$ 17,250,499		

TAX ON GROSS REVENUE

23	Year-to-Date Table and Other Games Win	\$ 69,279,701	
24	Year-to-Date Slot Machine Win	140,616,005	
25	Year-to-Date Total Casino Win	\$ 209,895,706	
26	Adjustments	\$ (333,882)	
27	Year-To-Date Gross Revenue	\$ 209,561,824	
28	Deduction for Eligible Promotional Gaming Credits	\$ 19,553,959	
29	Year-To-Date Taxable Gross Revenue	\$ 190,007,865	
30	Gross Revenue Tax (8% of line 29).....	\$ 15,200,629	
31	Less - Total Tax Paid in Prior Months.....	14,020,161	
32	Total Tax Required for this Month (line 30 less line 31).....	\$ 1,180,468	
33	Total Progressive Meter Amounts - End of Month.....	\$ 1,482,699	
34	Authorized Casino Square Footage - End of Month.....	105,684	
35	Authorized Simulcasting Square Footage - End of Month.....	9,393	
36	Simulcasting Revenue for the Month.....	\$ 44,937	
37	Simulcasting Handle for the Month.....	\$ 503,044	
38	Promotional Gaming Credits Wagered for the Month.....	\$ 3,131,908	

Under penalties of perjury, I declare that I have examined this report, and to the best of my knowledge and belief, it is true and complete.

November 7, 2013

DATE



William Pangoras

Operations Controller (1792-11)

TITLE (LICENSE NUMBER)

DGE-101

**BALLY'S ATLANTIC CITY
MONTHLY GROSS REVENUE REPORT
SCHEDULE OF OTHER GAMES
FOR THE MONTH OF OCTOBER, 2013**

Type of Game (b)	Authorized Units (c)	Win or (Loss) (d)	Drop (e)	Win or (Loss) Percentage (f)
Sic Bo				
Pai Gow Poker	4	158,431	802,111	19.8%
Pai Gow	2	158,813	893,062	17.8%
Keno				
Caribbean Stud Poker	2	65,500	289,700	22.6%
Let it Ride Poker	2	117,478	586,930	20.0%
Three Card Poker	6	655,980	1,761,634	37.2%
Casino War				
Spanish 21	3	222,942	837,970	26.6%
Double Attack Blackjack				
Four Card Poker	2	163,894	749,025	21.9%
Texas Hold 'Em Bonus Poker	1	3,262	20,427	16.0%
Flop Poker				
Ultimate Texas Hold 'Em	1	130,163	527,943	24.7%
Asia Poker	1	35,001	178,498	19.6%
Winner's Pot Poker				
Mississippi Stud				
Mini-Tex 3 Card Hold'Em				
Supreme Pai Gow				
Triple Attack Blackjack				
High Roll Dice				
Boston 7 Stud Poker				
Electronic Table Games				
5 Card Hi-Lo				
Lunar Poker				
Total -(Must agree with line 7 on Pg 1)	24	\$ 1,711,464	\$ 6,647,300	25.7%

BORGATA HOTEL CASINO & SPA MONTHLY GROSS REVENUE REPORT

FOR THE MONTH OF OCTOBER, 2013

CASINO WIN - CURRENT MONTH

Line (a)	Type of Game (b)	Authorized Units (c)	Win or (Loss) (d)	Drop/Handle (e)	Win or (Loss) Percentage (f)
Table and Other Games:					
1	Blackjack	76	\$ 7,154,623	\$ 51,146,278	14.0%
2	Craps	14	1,523,811	11,051,409	13.8%
3	Roulette	21	1,176,029	7,413,390	15.9%
4	Big Six	1	46,531	123,689	37.6%
5	Baccarat	1	(86,550)	220,796	-39.2%
6	Minibaccarat	13	995,815	11,464,082	8.7%
7	Other Games - (Page 2)	57	3,069,169	13,018,467	23.6%
8	Subtotal - Table and Other Games	183	13,879,428	\$ 94,438,111	14.7%
9	Poker	80	1,402,473		
10	Total - Table and Other Games	263	\$ 15,281,901		
Slot Machines:					
11	\$.01 and .02 Slot Machines	1,601	15,000,114	133,865,358	11.2%
12	\$.05 Slot Machines	247	2,653,334	35,600,748	7.5%
13	\$.25 Slot Machines	252	1,737,880	19,292,716	9.0%
14	\$.50 Slot Machines	103	769,814	10,175,551	7.6%
15	\$ 1.00 Slot Machines	235	2,991,390	35,518,517	8.4%
16	\$ 5.00 Slot Machines	78	1,377,011	19,584,500	7.0%
17	\$ 25.00 Slot Machines	14	459,325	4,236,050	10.8%
18	\$100.00 Slot Machines	8	265,000	2,022,200	13.1%
19	Multi-denominational Slot Machines	562	6,154,807	124,562,360	4.9%
20	Other Slot Machines	53	935,751	10,874,422	8.6%
21	Total - Slot Machines	3,153	\$ 32,344,426	\$ 395,732,422	8.2%
22	Total Casino Win		\$ 47,626,327		


TAX ON GROSS REVENUE

23	Year-to-Date Table and Other Games Win	\$	170,149,989
24	Year-to-Date Slot Machine Win		351,945,447
25	Year-to-Date Total Casino Win	\$	522,095,436
26	Adjustments	\$	(506,170)
27	Year-To-Date Gross Revenue	\$	521,589,266
28	Deduction for Eligible Promotional Gaming Credits	\$	45,348,928
29	Year-To-Date Taxable Gross Revenue	\$	476,240,338
30	Gross Revenue Tax (8% of line 29).....	\$	38,099,227
31	Less - Total Tax Paid in Prior Months.....		34,696,504
32	Total Tax Required for this Month (line 30 less line 31).....	\$	3,402,723
33	Total Progressive Meter Amounts - End of Month.....	\$	2,166,694
34	Authorized Casino Square Footage - End of Month.....		136,667
35	Authorized Simulcasting Square Footage - End of Month.....		23,620
36	Simulcasting Revenue for the Month.....	\$	176,353
37	Simulcasting Handle for the Month.....	\$	1,969,028
38	Promotional Gaming Credits Wagered for the Month.....	\$	6,364,106

Under penalties of perjury, I declare that I have examined this report, and to the best of my knowledge and belief, it is true and complete.

November 12, 2013

DATE



Betty Parker

Casino Controller - Lic. # 8038-11

TITLE (LICENSE NUMBER)

DGE-101

BORGATA HOTEL CASINO & SPA
MONTHLY GROSS REVENUE REPORT
SCHEDULE OF OTHER GAMES
FOR THE MONTH OF OCTOBER, 2013

Type of Game (b)	Authorized Units (c)	Win or (Loss) (d)	Drop (e)	Win or (Loss) Percentage (f)
Sic Bo	1	21,419	50,604	42.3%
Pai Gow Poker	8	348,813	1,550,130	22.5%
Pai Gow	3	156,729	809,882	19.4%
Keno				
Caribbean Stud Poker	2	109,398	373,915	29.3%
Let it Ride Poker	5	163,341	1,691,309	9.7%
Three Card Poker	13	784,338	2,558,740	30.7%
Casino War	2	70,690	257,116	27.5%
Spanish 21	7	434,036	2,076,306	20.9%
Double Attack Blackjack				
Four Card Poker	5	395,644	1,519,440	26.0%
Texas Hold 'Em Bonus Poker	4	229,156	654,274	35.0%
Flop Poker	4	250,686	1,081,632	23.2%
Ultimate Texas Hold 'Em				
Asia Poker	2	95,205	368,432	25.8%
Winner's Pot Poker				
Mississippi Stud				
Mini-Tex 3 Card Hold'Em				
Supreme Pai Gow				
Triple Attack Blackjack				
High Roll Dice				
Boston 7 Stud Poker				
Electronic Table Games				
5 Card Hi-Lo	1	9,714	26,687	36.4%
Lunar Poker				
Total -(Must agree with line 7 on Pg 1)	57	\$ 3,069,169	\$ 13,018,467	23.6%

CAESARS ATLANTIC CITY MONTHLY GROSS REVENUE REPORT

FOR THE MONTH OF **October, 2013**

CASINO WIN - CURRENT MONTH


Line (a)	Type of Game (b)	Authorized Units (c)	Win or (Loss) (d)	Drop/Handle (e)	Win or (Loss) Percentage (f)
Table and Other Games:					
1	Blackjack	59	\$ 2,839,630	\$ 22,632,926	12.5%
2	Craps	14	4,588,346	12,716,121	36.1%
3	Roulette	17	455,806	4,805,024	9.5%
4	Big Six	1	39,313	157,212	25.0%
5	Baccarat	4	436,332	3,529,548	12.4%
6	Minibaccarat	9	185,786	3,311,821	5.6%
7	Other Games - (Page 2)	41	1,880,523	8,130,113	23.1%
8	Subtotal - Table and Other Games	145	10,425,736	\$ 55,282,765	18.9%
9	Poker	32	121,906		
10	Total - Table and Other Games	177	\$ 10,547,642		
Slot Machines:					
11	\$.01 and .02 Slot Machines	1,174	\$ 8,657,562	\$ 68,315,003	12.7%
12	\$.05 Slot Machines	98	788,741	8,274,461	9.5%
13	\$.25 Slot Machines	196	1,339,655	14,333,803	9.3%
14	\$.50 Slot Machines	44	223,944	2,660,150	8.4%
15	\$ 1.00 Slot Machines	202	1,568,319	19,128,016	8.2%
16	\$ 5.00 Slot Machines	68	862,464	13,749,330	6.3%
17	\$ 25.00 Slot Machines	10	(93,230)	3,670,450	-2.5%
18	\$100.00 Slot Machines	13	(19,406)	3,732,000	-0.5%
19	Multi-denominational Slot Machines	248	2,469,137	37,139,130	6.6%
20	Other Slot Machines	43	463,570	8,402,150	5.5%
21	Total - Slot Machines	2,096	\$ 16,260,756	\$ 179,404,493	9.1%
22	Total Casino Win		\$ 26,808,398		

TAX ON GROSS REVENUE

23	Year-to-Date Table and Other Games Win	\$ 106,968,801
24	Year-to-Date Slot Machine Win	175,679,009
25	Year-to-Date Total Casino Win	\$ 282,647,810
26	Adjustments	\$ 16,280
27	Year-To-Date Gross Revenue	\$ 282,664,090
28	Deduction for Eligible Promotional Gaming Credits	\$ 23,488,812
29	Year-To-Date Taxable Gross Revenue	\$ 259,175,278
30	Gross Revenue Tax (8% of line 29).....	\$ 20,734,022
31	Less - Total Tax Paid in Prior Months.....	18,822,344
32	Total Tax Required for this Month (line 30 less line 31).....	\$ 1,911,678
33	Total Progressive Meter Amounts - End of Month.....	\$ 1,049,868
34	Authorized Casino Square Footage - End of Month.....	111,786
35	Authorized Simulcasting Square Footage - End of Month.....	28,963
36	Simulcasting Revenue for the Month.....	\$ 36,981
37	Simulcasting Handle for the Month.....	\$ 524,951
38	Promotional Gaming Credits Wagered for the Month.....	\$ 3,653,308

Under penalties of perjury, I declare that I have examined this report, and to the best of my knowledge and belief, it is true and complete.

November 8, 2013
DATE


Gail Myers

CAESARS ATLANTIC CITY
MONTHLY GROSS REVENUE REPORT
SCHEDULE OF OTHER GAMES
FOR THE MONTH OF October, 2013

Type of Game (b)	Authorized Units (c)	Win or (Loss) (d)	Drop (e)	Win or (Loss) Percentage (f)
Sic Bo	1	6,651	43,984	15.1%
Pai Gow Poker	4	52,480	641,271	8.2%
Pai Gow	7	137,591	1,230,475	11.2%
Keno				
Caribbean Stud Poker	1	35,991	83,328	43.2%
Let it Ride Poker	2	86,431	403,713	21.4%
Three Card Poker	11	815,665	2,563,531	31.8%
Casino War				
Spanish 21	5	156,168	724,569	21.6%
Double Attack Blackjack				
Four Card Poker	4	372,464	1,299,918	28.7%
Texas Hold 'Em Bonus Poker	1	16,137	65,837	24.5%
Flop Poker				
Ultimate Texas Hold 'Em	1	85,295	273,391	31.2%
Asia Poker	2	64,428	402,222	16.0%
Winner's Pot Poker				
Mississippi Stud	2	51,222	397,874	12.9%
Mini-Tex 3 Card Hold'Em				
Supreme Pai Gow				
Triple Attack Blackjack				
High Roll Dice				
Boston 7 Stud Poker				
Electronic Table Games				
5 Card Hi-Lo				
Total -(Must agree with line 7 on Pg 1)	41	\$ 1,880,523	\$ 8,130,113	23.1%

GOLDEN NUGGET

MONTHLY GROSS REVENUE REPORT

FOR THE MONTH OF OCTOBER, 2013

CASINO WIN - CURRENT MONTH

Line (a)	Type of Game (b)	Authorized Units (c)	Win or (Loss) (d)	Drop/Handle (e)	Win or (Loss) Percentage (f)
Table and Other Games:					
1	Blackjack	37	\$ 582,724	\$ 4,173,195	14.0%
2	Craps	5	253,633	1,833,172	13.8%
3	Roulette	9	221,958	1,072,044	20.7%
4	Big Six	1	11,078	33,548	33.0%
5	Baccarat				0.0%
6	Minibaccarat	8	244,283	1,949,295	12.5%
7	Other Games - (Page 2)	18	461,058	2,295,152	20.1%
8	Subtotal - Table and Other Games	78	1,774,734	\$ 11,356,406	15.6%
9	Poker	20	7,671		
10	Total - Table and Other Games	98	\$ 1,782,405		
Slot Machines:					
11	\$.01 and .02 Slot Machines	709	\$ 4,478,078	\$ 38,468,313	11.6%
12	\$.05 Slot Machines	83	306,894	3,738,299	8.2%
13	\$.25 Slot Machines	172	737,352	8,447,467	8.7%
14	\$.50 Slot Machines	9	44,260	539,738	8.2%
15	\$ 1.00 Slot Machines	112	771,945	8,893,914	8.7%
16	\$ 5.00 Slot Machines	21	185,956	3,008,555	6.2%
17	\$ 25.00 Slot Machines	7	60,775	366,800	16.6%
18	\$100.00 Slot Machines	3	5,798	139,600	4.2%
19	Multi-denominational Slot Machines	276	1,088,977	17,400,370	6.3%
20	Other Slot Machines	5	81,013	753,840	10.7%
21	Total - Slot Machines	1,397	\$ 7,761,048	\$ 81,756,896	9.5%
22	Total Casino Win		\$ 9,543,453		

TAX ON GROSS REVENUE

23	Year-to-Date Table and Other Games Win	\$ 24,643,678	
24	Year-to-Date Slot Machine Win	80,974,645	
25	Year-to-Date Total Casino Win	\$ 105,618,323	
26	Adjustments	\$ (698,181)	
27	Year-To-Date Gross Revenue	\$ 104,920,142	
28	Deduction for Eligible Promotional Gaming Credits	\$ 13,251,000	
29	Year-To-Date Taxable Gross Revenue	\$ 91,669,142	
30	Gross Revenue Tax (8% of line 29).....	\$ 7,333,531	
31	Less - Total Tax Paid in Prior Months.....	6,740,899	
32	Total Tax Required for this Month (line 30 less line 31).....	\$ 592,632	
33	Total Progressive Meter Amounts - End of Month.....	\$ 485,718	
34	Authorized Casino Square Footage - End of Month.....	70,250	
35	Authorized Simulcasting Square Footage - End of Month.....		
36	Simulcasting Revenue for the Month.....		
37	Simulcasting Handle for the Month.....		
38	Promotional Gaming Credits Wagered for the Month.....	\$ 1,790,978	

Under penalties of perjury, I declare that I have examined this report, and to the best of my knowledge and belief, it is true and complete.

November 8, 2013

DATE



Alison Trazzera

Controller - 8150-11

TITLE (LICENSE NUMBER)

DGE-101

GOLDEN NUGGET
MONTHLY GROSS REVENUE REPORT
SCHEDULE OF OTHER GAMES
FOR THE MONTH OF OCTOBER, 2013

Type of Game (b)	Authorized Units (c)	Win or (Loss) (d)	Drop (e)	Win or (Loss) Percentage (f)
Sic Bo				
Pai Gow Poker	2	26,682	204,047	13.1%
Pai Gow	1	153	85,525	0.2%
Keno				
Caribbean Stud Poker	1	26,300	112,706	23.3%
Let it Ride Poker	2	71,207	310,949	22.9%
Three Card Poker	5	112,944	447,282	25.3%
Casino War				
Spanish 21	2	44,106	251,370	17.5%
Double Attack Blackjack				
Four Card Poker	1	36,824	206,172	17.9%
Texas Hold 'Em Bonus Poker				
Flop Poker	1	13,050	39,417	33.1%
Ultimate Texas Hold 'Em	1	41,941	137,638	30.5%
Asia Poker				
Winner's Pot Poker				
Mississippi Stud	2	87,851	500,046	17.6%
Mini-Tex 3 Card Hold'Em				
Supreme Pai Gow				
Triple Attack Blackjack				
High Roll Dice				
Boston 7 Stud Poker				
Electronic Table Games				
5 Card Hi-Lo				
Lunar Poker				
Total -(Must agree with line 7 on Pg 1)	18	\$ 461,058	\$ 2,295,152	20.1%

HARRAH'S RESORT ATLANTIC CITY MONTHLY GROSS REVENUE REPORT

FOR THE MONTH OF OCTOBER 2013

CASINO WIN - CURRENT MONTH

Line (a)	Type of Game (b)	Authorized Units (c)	Win or (Loss) (d)	Drop/Handle (e)	Win or (Loss) Percentage (f)
Table and Other Games:					
1	Blackjack	73	\$ 2,093,489	\$ 14,308,165	14.6%
2	Craps	9	611,107	4,460,645	13.7%
3	Roulette	13	708,619	3,311,131	21.4%
4	Big Six	1	45,056	104,516	43.1%
5	Baccarat	0	0	0	0.0%
6	Minibaccarat	4	340,616	1,876,947	18.1%
7	Other Games - (Page 2)	39	2,091,863	6,986,010	29.9%
8	Subtotal - Table and Other Games	139	5,890,750	\$ 31,047,414	19.0%
9	Poker	40	289,607		
10	Total - Table and Other Games	179	\$ 6,180,357		
Slot Machines:					
11	\$.01 and .02 Slot Machines	785	\$ 5,558,612	\$ 56,910,281	9.8%
12	\$.05 Slot Machines	136	1,970,532	19,398,298	10.2%
13	\$.25 Slot Machines	259	3,468,071	28,239,000	12.3%
14	\$.50 Slot Machines	14	(4,457)	1,753,707	-0.3%
15	\$ 1.00 Slot Machines	159	3,049,427	27,101,259	11.3%
16	\$ 5.00 Slot Machines	45	1,067,310	9,422,710	11.3%
17	\$ 25.00 Slot Machines	16	185,501	3,407,675	5.4%
18	\$100.00 Slot Machines	7	102,101	2,232,000	4.6%
19	Multi-denominational Slot Machines	865	5,753,889	102,023,716	5.6%
20	Other Slot Machines	16	310,226	2,065,290	15.0%
21	Total - Slot Machines	2,302	\$ 21,461,212	\$ 252,553,936	8.5%
22	Total Casino Win		\$ 27,641,569		

TAX ON GROSS REVENUE

23	Year-to-Date Table and Other Games Win	\$ 71,973,395
24	Year-to-Date Slot Machine Win	227,347,764
25	Year-to-Date Total Casino Win	\$ 299,321,159
26	Adjustments	\$ (227,905)
27	Year-To-Date Gross Revenue	\$ 299,093,254
28	Deduction for Eligible Promotional Gaming Credits	\$ 24,727,095
29	Year-To-Date Taxable Gross Revenue	\$ 274,366,159
30	Gross Revenue Tax (8% of line 29).....	\$ 21,949,293
31	Less - Total Tax Paid in Prior Months.....	19,993,329
32	Total Tax Required for this Month (line 30 less line 31).....	\$ 1,955,964
33	Total Progressive Meter Amounts - End of Month.....	\$ 1,901,761
34	Authorized Casino Square Footage - End of Month.....	154,987
35	Authorized Simulcasting Square Footage - End of Month.....	569
36	Simulcasting Revenue for the Month.....	\$ 26,360
37	Simulcasting Handle for the Month.....	\$ 298,281
38	Promotional Gaming Credits Wagered for the Month.....	\$ 4,008,997

Under penalties of perjury, I declare that I have examined this report, and to the best of my knowledge and belief, it is true and complete.

November 12, 2013

DATE



Joseph Lodise

Operations Controller (008900-11)

TITLE (LICENSE NUMBER)

DGE-101

**HARRAH'S RESORT ATLANTIC CITY
MONTHLY GROSS REVENUE REPORT
SCHEDULE OF OTHER GAMES
FOR THE MONTH OF OCTOBER 2013**

Type of Game (b)	Authorized Units (c)	Win or (Loss) (d)	Drop (e)	Win or (Loss) Percentage (f)
Sic Bo				
Pai Gow Poker	3	106,920	550,696	19.4%
Pai Gow	1	261	2,052	12.7%
Keno	4	10,421	84,474	12.3%
Caribbean Stud Poker	1	33,714	121,999	27.6%
Let it Ride Poker	3	173,579	840,669	20.6%
Three Card Poker	16	1,147,130	2,992,271	38.3%
Casino War				
Spanish 21	1	108,896	418,983	26.0%
Double Attack Blackjack	1	38,013	150,639	25.2%
Four Card Poker	3	112,473	586,645	19.2%
Texas Hold 'Em Bonus Poker	1	31,104	149,179	20.9%
Flop Poker	3	119,403	404,007	29.6%
Ultimate Texas Hold 'Em	1	100,307	264,643	37.9%
Asia Poker				
Winner's Pot Poker				
Mississippi Stud	1	109,642	419,753	26.1%
Mini-Tex 3 Card Hold'Em				
Supreme Pai Gow				
Triple Attack Blackjack				
High Roll Dice				
Boston 7 Stud Poker				
Electronic Table Games				
5 Card Hi-Lo				
Lunar Poker				
Total -(Must agree with line 7 on Pg 1)	39	\$ 2,091,863	\$ 6,986,010	29.9%

RESORTS CASINO HOTEL (DGMB CASINO LLC)

MONTHLY GROSS REVENUE REPORT

FOR THE MONTH OF OCTOBER , 2013

CASINO WIN - CURRENT MONTH

Line (a)	Type of Game (b)	Authorized Units (c)	Win or (Loss) (d)	Drop/Handle (e)	Win or (Loss) Percentage (f)
Table and Other Games:					
1	Blackjack	36	\$ 444,793	\$ 7,340,676	6.1%
2	Craps	5	133,372	2,763,809	4.8%
3	Roulette	11	470,256	1,817,102	25.9%
4	Big Six	1	21,515	48,413	44.4%
5	Baccarat	0	0	0	0.0%
6	Minibaccarat	5	17,999	857,229	2.1%
7	Other Games - (Page 2)	17	494,267	2,682,260	18.4%
8	Subtotal - Table and Other Games	75	1,582,202	\$ 15,509,489	10.2%
9	Poker				
10	Total - Table and Other Games	75	\$ 1,582,202		
Slot Machines:					
11	\$.01 and .02 Slot Machines	695	\$ 4,159,937	\$ 34,683,161	12.0%
12	\$.05 Slot Machines	103	375,174	3,863,430	9.7%
13	\$.25 Slot Machines	191	929,282	9,907,742	9.4%
14	\$.50 Slot Machines	25	67,104	1,049,308	6.4%
15	\$ 1.00 Slot Machines	95	571,625	6,612,605	8.6%
16	\$ 5.00 Slot Machines	28	278,834	3,190,180	8.7%
17	\$ 25.00 Slot Machines	8	31,949	1,238,025	2.6%
18	\$100.00 Slot Machines	6	42,901	1,088,500	3.9%
19	Multi-denominational Slot Machines	531	2,553,690	39,603,906	6.4%
20	Other Slot Machines	17	96,215	1,959,094	4.9%
21	Total - Slot Machines	1,699	\$ 9,106,711	\$ 103,195,951	8.8%
22	Total Casino Win		\$ 10,688,913		

TAX ON GROSS REVENUE

23	Year-to-Date Table and Other Games Win	\$ 22,084,190	
24	Year-to-Date Slot Machine Win	89,581,977	
25	Year-to-Date Total Casino Win	\$ 111,666,167	
26	Adjustments	\$ (398,504)	
27	Year-To-Date Gross Revenue	\$ 111,267,663	
28	Deduction for Eligible Promotional Gaming Credits	\$ 15,586,407	
29	Year-To-Date Taxable Gross Revenue	\$ 95,681,256	
30	Gross Revenue Tax (8% of line 29).....	\$ 7,654,500	
31	Less - Total Tax Paid in Prior Months.....	6,949,949	
32	Total Tax Required for this Month (line 30 less line 31).....	\$ 704,551	
33	Total Progressive Meter Amounts - End of Month.....	\$ 734,957	
34	Authorized Casino Square Footage - End of Month.....	81,219	
35	Authorized Simulcasting Square Footage - End of Month.....		
36	Simulcasting Revenue for the Month.....		
37	Simulcasting Handle for the Month.....		
38	Promotional Gaming Credits Wagered for the Month.....	\$ 2,358,337	

Under penalties of perjury, I declare that I have examined this report, and to the best of my knowledge and belief, it is true and complete.

November 12, 2013

DATE



Walter Simon

Director Operational Accounting 3930-11

TITLE (LICENSE NUMBER)

DGE-101

RESORTS CASINO HOTEL (DGMB CASINO LLC)
MONTHLY GROSS REVENUE REPORT
SCHEDULE OF OTHER GAMES
FOR THE MONTH OF OCTOBER , 2013

Type of Game (b)	Authorized Units (c)	Win or (Loss) (d)	Drop (e)	Win or (Loss) Percentage (f)
Sic Bo				
Pai Gow Poker	2	43,941	278,912	15.8%
Pai Gow	1	7,188	50,782	14.2%
Keno				
Caribbean Stud Poker				
Let it Ride Poker	2	91,379	432,379	21.1%
Three Card Poker	5	139,359	620,250	22.5%
Casino War				
Spanish 21	3	99,946	547,649	18.3%
Double Attack Blackjack				
Four Card Poker	1	19,113	99,177	19.3%
Texas Hold 'Em Bonus Poker	1	86,811	307,368	28.2%
Flop Poker				
Ultimate Texas Hold 'Em				
Asia Poker				
Winner's Pot Poker				
Mississippi Stud	1	12,673	322,807	3.9%
Mini-Tex 3 Card Hold'Em				
Supreme Pai Gow				
Triple Attack Blackjack				
High Roll Dice				
Boston 7 Stud Poker				
Electronic Table Games				
5 Card Hi-Lo				
Lunar Poker	1	(6,143)	22,936	-26.8%
Total -(Must agree with line 7 on Pg 1)	17	\$ 494,267	\$ 2,682,260	18.4%

REVEL ENTERTAINMENT GROUP, LLC

MONTHLY GROSS REVENUE REPORT

FOR THE MONTH OF OCTOBER, 2013

CASINO WIN - CURRENT MONTH

Line (a)	Type of Game (b)	Authorized Units (c)	Win or (Loss) (d)	Drop/Handle (e)	Win or (Loss) Percentage (f)
Table and Other Games:					
1	Blackjack	67	\$ 1,062,727	\$ 20,300,622	5.2%
2	Craps	10	540,951	5,987,603	9.0%
3	Roulette	11	451,051	3,107,342	14.5%
4	Big Six	0	0	0	0.0%
5	Baccarat	0	0	0	0.0%
6	Minibaccarat	5	29,473	4,619,728	0.6%
7	Other Games - (Page 2)	17	556,776	2,713,558	20.5%
8	Subtotal - Table and Other Games	110	2,640,978	\$ 36,728,853	7.2%
9	Poker	0	0		
10	Total - Table and Other Games	110	\$ 2,640,978		
Slot Machines:					
11	\$.01 and .02 Slot Machines	1,429	\$ 5,242,766	\$ 42,189,196	12.4%
12	\$.05 Slot Machines	58	197,768	2,043,716	9.7%
13	\$.25 Slot Machines	146	461,347	3,790,783	12.2%
14	\$.50 Slot Machines		0	0	0.0%
15	\$ 1.00 Slot Machines	143	597,549	6,327,857	9.4%
16	\$ 5.00 Slot Machines	24	93,405	1,183,380	7.9%
17	\$ 25.00 Slot Machines	3	33,225	407,200	8.2%
18	\$100.00 Slot Machines	5	144,501	1,033,200	14.0%
19	Multi-denominational Slot Machines	507	1,823,725	30,300,306	6.0%
20	Other Slot Machines		0	0	0.0%
21	Total - Slot Machines	2,315	\$ 8,594,286	\$ 87,275,638	9.8%
22	Total Casino Win		\$ 11,235,264		

TAX ON GROSS REVENUE

23	Year-to-Date Table and Other Games Win	\$ 47,256,858
24	Year-to-Date Slot Machine Win	80,374,466
25	Year-to-Date Total Casino Win	\$ 127,631,324
26	Adjustments	
27	Year-To-Date Gross Revenue	\$ 127,631,324
28	Deduction for Eligible Promotional Gaming Credits	\$ 13,800,819
29	Year-To-Date Taxable Gross Revenue	\$ 113,830,505
30	Gross Revenue Tax (8% of line 29).....	\$ 9,106,440
31	Less - Total Tax Paid in Prior Months.....	8,363,265
32	Total Tax Required for this Month (line 30 less line 31).....	\$ 743,175
33	Total Progressive Meter Amounts - End of Month.....	\$ 1,525,126
34	Authorized Casino Square Footage - End of Month.....	133,423
35	Authorized Simulcasting Square Footage - End of Month.....	
36	Simulcasting Revenue for the Month.....	
37	Simulcasting Handle for the Month.....	
38	Promotional Gaming Credits Wagered for the Month.....	\$ 2,450,312

Under penalties of perjury, I declare that I have examined this report, and to the best of my knowledge and belief, it is true and complete.

November 6, 2013

DATE



Ford Palmer

Casino Controller 4086-11

TITLE (LICENSE NUMBER)

DGE-101

REVEL ENTERTAINMENT GROUP, LLC
MONTHLY GROSS REVENUE REPORT
SCHEDULE OF OTHER GAMES
FOR THE MONTH OF OCTOBER, 2013

Type of Game (b)	Authorized Units (c)	Win or (Loss) (d)	Drop (e)	Win or (Loss) Percentage (f)
Sic Bo				
Pai Gow Poker	2	95,890	406,764	23.6%
Pai Gow	1	26,474	221,295	12.0%
Keno				
Caribbean Stud Poker				
Let it Ride Poker	2	57,488	363,514	15.8%
Three Card Poker	6	190,928	671,282	28.4%
Casino War				
Spanish 21	2	105,729	445,861	23.7%
Double Attack Blackjack				
Four Card Poker	2	59,245	342,241	17.3%
Texas Hold 'Em Bonus Poker	1	10,772	186,615	5.8%
Flop Poker				
Ultimate Texas Hold 'Em				
Asia Poker				
Winner's Pot Poker				
Mississippi Stud				
Mini-Tex 3 Card Hold'Em				
Supreme Pai Gow				
Triple Attack Blackjack				
High Roll Dice				
Boston 7 Stud Poker				
Electronic Table Games	1	10,250	75,986	13.5%
5 Card Hi-Lo				
Lunar Poker				
Total -(Must agree with line 7 on Pg 1)	17	\$ 556,776	\$ 2,713,558	20.5%

SHOWBOAT

MONTHLY GROSS REVENUE REPORT

FOR THE MONTH OF OCTOBER, 2013

CASINO WIN - CURRENT MONTH

Line (a)	Type of Game (b)	Authorized Units (c)	Win or (Loss) (d)	Drop/Handle (e)	Win or (Loss) Percentage (f)
Table and Other Games:					
1	Blackjack	41	\$ 785,755	\$ 4,737,353	16.6%
2	Craps	5	563,129	2,836,961	19.8%
3	Roulette	9	375,983	1,590,799	23.6%
4	Big Six	1	11,000	30,826	35.7%
5	Baccarat				0.0%
6	Minibaccarat	9	464,244	3,410,668	13.6%
7	Other Games - (Page 2)	25	1,125,129	4,205,026	26.8%
8	Subtotal - Table and Other Games	90	3,325,240	\$ 16,811,633	19.8%
9	Poker	24	239,728		
10	Total - Table and Other Games	114	\$ 3,564,968		
Slot Machines:					
11	\$.01 and .02 Slot Machines	733	\$ 4,301,244	\$ 33,657,133	12.8%
12	\$.05 Slot Machines	85	803,422	7,557,963	10.6%
13	\$.25 Slot Machines	181	1,339,957	11,555,800	11.6%
14	\$.50 Slot Machines				0.0%
15	\$ 1.00 Slot Machines	150	1,163,226	12,518,882	9.3%
16	\$ 5.00 Slot Machines	29	294,160	3,122,465	9.4%
17	\$ 25.00 Slot Machines	2	46,344	261,475	17.7%
18	\$100.00 Slot Machines	3	30,401	585,100	5.2%
19	Multi-denominational Slot Machines	993	4,542,461	52,462,475	8.7%
20	Other Slot Machines	5	20,627	254,160	8.1%
21	Total - Slot Machines	2,181	\$ 12,541,842	\$ 121,975,453	10.3%
22	Total Casino Win		\$ 16,106,810		

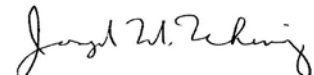
TAX ON GROSS REVENUE

23	Year-to-Date Table and Other Games Win	\$	35,158,191
24	Year-to-Date Slot Machine Win		131,148,587
25	Year-to-Date Total Casino Win	\$	166,306,778
26	Adjustments	\$	(499,835)
27	Year-To-Date Gross Revenue	\$	165,806,943
28	Deduction for Eligible Promotional Gaming Credits	\$	18,868,752
29	Year-To-Date Taxable Gross Revenue	\$	146,938,191
30	Gross Revenue Tax (8% of line 29).....	\$	11,755,055
31	Less - Total Tax Paid in Prior Months.....		10,653,156
32	Total Tax Required for this Month (line 30 less line 31).....	\$	1,101,899
33	Total Progressive Meter Amounts - End of Month.....	\$	1,507,793
34	Authorized Casino Square Footage - End of Month.....		108,869
35	Authorized Simulcasting Square Footage - End of Month.....		17,086
36	Simulcasting Revenue for the Month.....	\$	43,850
37	Simulcasting Handle for the Month.....	\$	524,713
38	Promotional Gaming Credits Wagered for the Month.....	\$	2,925,953

Under penalties of perjury, I declare that I have examined this report, and to the best of my knowledge and belief, it is true and complete.

November 8, 2013

DATE



Joe Uhing

Operations Controller 2835-11

TITLE (LICENSE NUMBER)

DGE-101

**SHOWBOAT
MONTHLY GROSS REVENUE REPORT
SCHEDULE OF OTHER GAMES
FOR THE MONTH OF OCTOBER, 2013**

Type of Game (b)	Authorized Units (c)	Win or (Loss) (d)	Drop (e)	Win or (Loss) Percentage (f)
Sic Bo				
Pai Gow Poker	3	72,768	429,546	16.9%
Pai Gow	2	6,866	266,477	2.6%
Keno				
Caribbean Stud Poker	1	15,762	56,570	27.9%
Let it Ride Poker	2	112,005	472,499	23.7%
Three Card Poker	9	584,102	1,650,694	35.4%
Casino War				
Spanish 21	3	48,728	316,234	15.4%
Double Attack Blackjack	1	68,801	246,819	27.9%
Four Card Poker	2	97,135	279,113	34.8%
Texas Hold 'Em Bonus Poker				
Flop Poker	1	53,960	263,242	20.5%
Ultimate Texas Hold 'Em	1	65,002	223,832	29.0%
Asia Poker				
Winner's Pot Poker				
Mississippi Stud				
Mini-Tex 3 Card Hold'Em				
Supreme Pai Gow				
Triple Attack Blackjack				
High Roll Dice				
Boston 7 Stud Poker				
Electronic Table Games				
5 Card Hi-Lo				
Lunar Poker				
Total -(Must agree with line 7 on Pg 1)	25	\$ 1,125,129	\$ 4,205,026	26.8%

TROPICANA CASINO & RESORT MONTHLY GROSS REVENUE REPORT

FOR THE MONTH OF OCTOBER, 2013

CASINO WIN - CURRENT MONTH

Line (a)	Type of Game (b)	Authorized Units (c)	Win or (Loss) (d)	Drop/Handle (e)	Win or (Loss) Percentage (f)
Table and Other Games:					
1	Blackjack	52	\$ 808,957	\$ 14,279,883	5.7%
2	Craps	9	(3,594,725)	6,986,115	-51.5%
3	Roulette	15	434,190	2,949,221	14.7%
4	Big Six	2	49,326	122,318	40.3%
5	Baccarat	0	0	0	0.0%
6	Minibaccarat	9	588,959	4,799,728	12.3%
7	Other Games - (Page 2)	21	932,898	3,488,805	26.7%
8	Subtotal - Table and Other Games	108	(780,395)	\$ 32,626,070	-2.4%
9	Poker	27	191,682		
10	Total - Table and Other Games	135	\$ (588,713)		
Slot Machines:					
11	\$.01 and .02 Slot Machines	1,307	\$ 7,203,256	\$ 57,097,051	12.6%
12	\$.05 Slot Machines	125	433,967	5,439,401	8.0%
13	\$.25 Slot Machines	168	889,466	12,811,823	6.9%
14	\$.50 Slot Machines	25	249,978	2,550,176	9.8%
15	\$ 1.00 Slot Machines	178	1,147,848	16,616,172	6.9%
16	\$ 5.00 Slot Machines	46	409,887	4,652,655	8.8%
17	\$ 25.00 Slot Machines	15	85,372	1,506,000	5.7%
18	\$100.00 Slot Machines	11	75,749	400,900	18.9%
19	Multi-denominational Slot Machines	708	3,816,653	51,463,403	7.4%
20	Other Slot Machines	26	78,378	1,465,750	5.3%
21	Total - Slot Machines	2,609	\$ 14,390,554	\$ 154,003,331	9.3%
22	Total Casino Win		\$ 13,801,841		

TAX ON GROSS REVENUE

23	Year-to-Date Table and Other Games Win	\$ 39,758,239
24	Year-to-Date Slot Machine Win	153,497,981
25	Year-to-Date Total Casino Win	\$ 193,256,220
26	Adjustments	
27	Year-To-Date Gross Revenue	\$ 193,256,220
28	Deduction for Eligible Promotional Gaming Credits	\$ 24,241,903
29	Year-To-Date Taxable Gross Revenue	\$ 169,014,317
30	Gross Revenue Tax (8% of line 29).....	\$ 13,521,145
31	Less - Total Tax Paid in Prior Months.....	12,611,389
32	Total Tax Required for this Month (line 30 less line 31).....	\$ 909,756
33	Total Progressive Meter Amounts - End of Month.....	\$ 1,292,740
34	Authorized Casino Square Footage - End of Month.....	123,980
35	Authorized Simulcasting Square Footage - End of Month.....	
36	Simulcasting Revenue for the Month.....	
37	Simulcasting Handle for the Month.....	
38	Promotional Gaming Credits Wagered for the Month.....	\$ 3,022,855

Under penalties of perjury, I declare that I have examined this report, and to the best of my knowledge and belief, it is true and complete.

November 7, 2013

DATE



Jeff Bohrer

7488-11

Casino Controller

DGE-101

**TROPICANA CASINO & RESORT
MONTHLY GROSS REVENUE REPORT
SCHEDULE OF OTHER GAMES
FOR THE MONTH OF OCTOBER, 2013**

Type of Game (b)	Authorized Units (c)	Win or (Loss) (d)	Drop (e)	Win or (Loss) Percentage (f)
Sic Bo				
Pai Gow Poker	2	30,643	179,871	17.0%
Pai Gow	2	37,109	192,193	19.3%
Keno				
Caribbean Stud Poker	1	64,258	144,992	44.3%
Let it Ride Poker	2	82,265	412,153	20.0%
Three Card Poker	6	309,009	1,093,947	28.2%
Casino War				
Spanish 21	3	150,203	532,674	28.2%
Double Attack Blackjack	1	61,816	178,768	34.6%
Four Card Poker	2	84,490	341,843	24.7%
Texas Hold 'Em Bonus Poker	2	113,105	412,364	27.4%
Flop Poker				
Ultimate Texas Hold 'Em				
Asia Poker				
Winner's Pot Poker				
Mississippi Stud				
Mini-Tex 3 Card Hold'Em				
Supreme Pai Gow				
Triple Attack Blackjack				
High Roll Dice				
Boston 7 Stud Poker				
Electronic Table Games				
5 Card Hi-Lo				
Total -(Must agree with line 7 on Pg 1)	21	\$ 932,898	\$ 3,488,805	26.7%

TRUMP PLAZA ASSOCIATES

MONTHLY GROSS REVENUE REPORT

FOR THE MONTH OF OCTOBER 2013

CASINO WIN - CURRENT MONTH

Line (a)	Type of Game (b)	Authorized Units (c)	Win or (Loss) (d)	Drop/Handle (e)	Win or (Loss) Percentage (f)
Table and Other Games:					
1	Blackjack	29	\$ 247,344	\$ 1,924,433	12.9%
2	Craps	3	179,852	874,341	20.6%
3	Roulette	9	150,524	827,115	18.2%
4	Big Six	1	11,734	25,673	45.7%
5	Baccarat	0	0	0	0.0%
6	Minibaccarat	9	27,952	100,066	27.9%
7	Other Games - (Page 2)	13	216,939	954,882	22.7%
8	Subtotal - Table and Other Games	64	834,345	\$ 4,706,510	17.7%
9	Poker				
10	Total - Table and Other Games	64	\$ 834,345		
Slot Machines:					
11	\$.01 and .02 Slot Machines	798	\$ 2,265,628	\$ 18,518,741	12.2%
12	\$.05 Slot Machines	58	102,611	1,478,226	6.9%
13	\$.25 Slot Machines	337	359,568	7,595,738	4.7%
14	\$.50 Slot Machines	55	114,592	1,542,319	7.4%
15	\$ 1.00 Slot Machines	148	467,496	5,141,633	9.1%
16	\$ 5.00 Slot Machines	25	131,060	1,332,070	9.8%
17	\$ 25.00 Slot Machines	7	(3,300)	278,525	-1.2%
18	\$100.00 Slot Machines				0.0%
19	Multi-denominational Slot Machines	143	677,960	11,396,775	5.9%
20	Other Slot Machines	29	44,924	826,385	5.4%
21	Total - Slot Machines	1,600	\$ 4,160,539	\$ 48,110,412	8.6%
22	Total Casino Win		\$ 4,994,884		

TAX ON GROSS REVENUE

23	Year-to-Date Table and Other Games Win	\$	10,999,026
24	Year-to-Date Slot Machine Win		54,239,168
25	Year-to-Date Total Casino Win	\$	65,238,194
26	Adjustments	\$	37,698
27	Year-To-Date Gross Revenue	\$	65,275,892
28	Deduction for Eligible Promotional Gaming Credits	\$	8,966,376
29	Year-To-Date Taxable Gross Revenue	\$	56,309,516
30	Gross Revenue Tax (8% of line 29).....	\$	4,504,761
31	Less - Total Tax Paid in Prior Months.....		4,166,660
32	Total Tax Required for this Month (line 30 less line 31).....	\$	338,101
33	Total Progressive Meter Amounts - End of Month.....	\$	300,598
34	Authorized Casino Square Footage - End of Month.....		86,923
35	Authorized Simulcasting Square Footage - End of Month.....		
36	Simulcasting Revenue for the Month.....		
37	Simulcasting Handle for the Month.....		
38	Promotional Gaming Credits Wagered for the Month.....	\$	949,255

Under penalties of perjury, I declare that I have examined this report, and to the best of my knowledge and belief, it is true and complete.

November 7, 2013

DATE



Ron Alcorn

Casino Controller (1623-11)
TITLE (LICENSE NUMBER)

DGE-101

**TRUMP PLAZA ASSOCIATES
MONTHLY GROSS REVENUE REPORT
SCHEDULE OF OTHER GAMES
FOR THE MONTH OF OCTOBER 2013**

Type of Game (b)	Authorized Units (c)	Win or (Loss) (d)	Drop (e)	Win or (Loss) Percentage (f)
Sic Bo	1			
Pai Gow Poker	2	9,049	36,277	24.9%
Pai Gow	2	0	0	0.0%
Keno				
Caribbean Stud Poker				
Let it Ride Poker	2	36,403	156,980	23.2%
Three Card Poker	2	42,674	220,550	19.3%
Casino War				
Spanish 21	2	92,364	351,950	26.2%
Double Attack Blackjack				
Four Card Poker	1	14,181	106,845	13.3%
Texas Hold 'Em Bonus Poker	1	22,268	82,280	27.1%
Flop Poker				
Ultimate Texas Hold 'Em				
Asia Poker				
Winner's Pot Poker				
Mississippi Stud				
Mini-Tex 3 Card Hold'Em				
Supreme Pai Gow				
Triple Attack Blackjack				
High Roll Dice				
Boston 7 Stud Poker				
Electronic Table Games				
5 Card Hi-Lo				
Total -(Must agree with line 7 on Pg 1)	13	\$ 216,939	\$ 954,882	22.7%

TRUMP TAJ MAHAL CASINO RESORT MONTHLY GROSS REVENUE REPORT

FOR THE MONTH OF OCTOBER, 2013

CASINO WIN - CURRENT MONTH

Line (a)	Type of Game (b)	Authorized Units (c)	Win or (Loss) (d)	Drop/Handle (e)	Win or (Loss) Percentage (f)
Table and Other Games:					
1	Blackjack	68	\$ 1,628,679	\$ 11,651,840	14.0%
2	Craps	12	462,509	3,998,072	11.6%
3	Roulette	14	592,967	3,311,549	17.9%
4	Big Six	1	13,006	42,562	30.6%
5	Baccarat	0	0	0	0.0%
6	Minibaccarat	12	1,214,762	11,685,105	10.4%
7	Other Games - (Page 2)	25	1,053,809	4,841,323	21.8%
8	Subtotal - Table and Other Games	132	4,965,732	\$ 35,530,451	14.0%
9	Poker	48	405,024		
10	Total - Table and Other Games	180	\$ 5,370,756		
Slot Machines:					
11	\$.01 and .02 Slot Machines	1,284	\$ 7,348,604	\$ 59,830,176	12.3%
12	\$.05 Slot Machines	114	858,441	9,098,565	9.4%
13	\$.25 Slot Machines	329	1,648,187	18,558,238	8.9%
14	\$.50 Slot Machines	19	32,201	409,350	7.9%
15	\$ 1.00 Slot Machines	269	1,875,878	26,701,605	7.0%
16	\$ 5.00 Slot Machines	69	365,913	7,715,275	4.7%
17	\$ 25.00 Slot Machines	14	104,950	997,075	10.5%
18	\$100.00 Slot Machines	22	130,000	669,000	19.4%
19	Multi-denominational Slot Machines	375	2,358,956	35,619,150	6.6%
20	Other Slot Machines	28	191,788	1,737,752	11.0%
21	Total - Slot Machines	2,523	\$ 14,914,918	\$ 161,336,186	9.2%
22	Total Casino Win		\$ 20,285,674		


TAX ON GROSS REVENUE

23	Year-to-Date Table and Other Games Win	\$ 64,778,063
24	Year-to-Date Slot Machine Win	160,234,385
25	Year-to-Date Total Casino Win	\$ 225,012,448
26	Adjustments	\$ 50,243
27	Year-To-Date Gross Revenue	\$ 225,062,691
28	Deduction for Eligible Promotional Gaming Credits	\$ 24,513,259
29	Year-To-Date Taxable Gross Revenue	\$ 200,549,432
30	Gross Revenue Tax (8% of line 29).....	\$ 16,043,955
31	Less - Total Tax Paid in Prior Months.....	14,644,986
32	Total Tax Required for this Month (line 30 less line 31).....	\$ 1,398,969
33	Total Progressive Meter Amounts - End of Month.....	\$ 1,115,829
34	Authorized Casino Square Footage - End of Month.....	159,998
35	Authorized Simulcasting Square Footage - End of Month.....	
36	Simulcasting Revenue for the Month.....	
37	Simulcasting Handle for the Month.....	
38	Promotional Gaming Credits Wagered for the Month.....	\$ 3,499,851

Under penalties of perjury, I declare that I have examined this report, and to the best of my know

November 6, 2013

DATE



Robert Allen

Finance Operations Controller 6793-11

TITLE (LICENSE NUMBER)

DGE-101

**TRUMP TAJ MAHAL CASINO RESORT
MONTHLY GROSS REVENUE REPORT
SCHEDULE OF OTHER GAMES
FOR THE MONTH OF OCTOBER, 2013**

Type of Game (b)	Authorized Units (c)	Win or (Loss) (d)	Drop (e)	Win or (Loss) Percentage (f)
Sic Bo				
Pai Gow Poker	2	94,882	505,217	18.8%
Pai Gow	2	109,292	771,189	14.2%
Keno	2	13,744	56,997	24.1%
Caribbean Stud Poker				
Let it Ride Poker	3	126,293	447,707	28.2%
Three Card Poker	6	302,545	1,031,174	29.3%
Casino War				
Spanish 21	4	171,177	948,262	18.1%
Double Attack Blackjack	1	4,741	14,827	32.0%
Four Card Poker	3	201,950	814,242	24.8%
Texas Hold 'Em Bonus Poker	2	29,185	251,708	11.6%
Flop Poker				
Ultimate Texas Hold 'Em				
Asia Poker				
Winner's Pot Poker				
Mississippi Stud				
Mini-Tex 3 Card Hold'Em				
Supreme Pai Gow				
Triple Attack Blackjack				
High Roll Dice				
Boston 7 Stud Poker				
Electronic Table Games				
5 Card Hi-Lo				
Lunar Poker				
Total -(Must agree with line 7 on Pg 1)	25	\$ 1,053,809	\$ 4,841,323	21.8%