

BALLY'S ATLANTIC CITY

MONTHLY GROSS REVENUE REPORT

FOR THE MONTH OF JULY, 2014

CASINO WIN - CURRENT MONTH

Line (a)	Type of Game (b)	Authorized Units (c)	Win or (Loss) (d)	Drop/Handle (e)	Win or (Loss) Percentage (f)
1	Table and Other Games	126	\$ 6,929,714	\$ 38,204,487	18.1%
2	Poker	42	\$ 416,462		
3	Slot Machines	1,946	\$ 15,442,277	\$ 172,270,983	9.0%
4	Total Casino Win		\$ 22,788,453		

GROSS REVENUE

5	Year-to-Date Table and Other Games and Poker Win	\$ 43,657,044
6	Year-to-Date Slot Machine Win	\$ 83,879,527
7	Year-to-Date Total Casino Win	\$ 127,536,571
8	Adjustments	\$ -
9	Year-To-Date Gross Revenue	\$ 127,536,571
10	Authorized Casino Square Footage - End of Month	123,576
11	Authorized Simulcasting Square Footage - End of Month	-
12	Simulcasting Revenue for the Month.....	\$ -
13	Simulcasting Handle for the Month.....	\$ -
14	Promotional Gaming Credits Wagered for the Month.....	\$ 3,429,247

Under penalties of perjury, I declare that I have examined this report, and to the best of my knowledge and belief, it is true and complete.

August 6, 2014

DATE



William Pangoras

Operations Controller (1792-11)

TITLE (LICENSE NUMBER)

BORGATA HOTEL CASINO & SPA

MONTHLY GROSS REVENUE REPORT

FOR THE MONTH OF JULY, 2014

CASINO WIN - CURRENT MONTH

Line (a)	Type of Game (b)	Authorized Units (c)	Win or (Loss) (d)	Drop/Handle (e)	Win or (Loss) Percentage (f)
1	Table and Other Games	183	\$ 14,943,543	\$ 126,542,191	11.8%
2	Poker	80	\$ 1,495,085		
3	Slot Machines	3,094	\$ 43,823,663	\$ 510,986,655	8.6%
4	Total Casino Win		\$ 60,262,291		

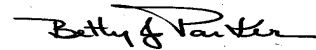
GROSS REVENUE

5	Year-to-Date Table and Other Games and Poker Win	\$ 118,541,074	
6	Year-to-Date Slot Machine Win	\$ 245,692,526	
7	Year-to-Date Total Casino Win		\$ 364,233,600
8	Adjustments		\$ -
9	Year-To-Date Gross Revenue		\$ 364,233,600
10	Authorized Casino Square Footage - End of Month	136,667	
11	Authorized Simulcasting Square Footage - End of Month	23,620	
12	Simulcasting Revenue for the Month.....	\$ 273,665	
13	Simulcasting Handle for the Month.....	\$ 3,098,574	
14	Promotional Gaming Credits Wagered for the Month.....	\$ 7,163,434	

Under penalties of perjury, I declare that I have examined this report, and to the best of my knowledge and belief, it is true and complete.

August 12, 2014

DATE



[TYPE NAME HERE]

Casino Controller 8038-11

TITLE (LICENSE NUMBER)

CAESARS ATLANTIC CITY

MONTHLY GROSS REVENUE REPORT

FOR THE MONTH OF JULY, 2014

CASINO WIN - CURRENT MONTH

Line (a)	Type of Game (b)	Authorized Units (c)	Win or (Loss) (d)	Drop/Handle (e)	Win or (Loss) Percentage (f)
1	Table and Other Games	145	\$ 6,533,084	\$ 64,096,435	10.2%
2	Poker	0	\$ -		
3	Slot Machines	1,942	\$ 21,631,424	\$ 231,454,173	9.3%
4	Total Casino Win		\$ 28,164,508		


GROSS REVENUE

5	Year-to-Date Table and Other Games and Poker Win	\$ 60,444,851	
6	Year-to-Date Slot Machine Win	\$ 116,743,055	
7	Year-to-Date Total Casino Win	\$ 177,187,906	
8	Adjustments	\$ 2,441	
9	Year-To-Date Gross Revenue	\$ 177,190,347	
10	Authorized Casino Square Footage - End of Month	119,657	
11	Authorized Simulcasting Square Footage - End of Month	-	
12	Simulcasting Revenue for the Month.....		
13	Simulcasting Handle for the Month.....		
14	Promotional Gaming Credits Wagered for the Month.....	\$ 3,992,599	

Under penalties of perjury, I declare that I have examined this report, and to the best of my knowledge and belief, it is true and complete.

August 8, 2014

DATE



Gail Myers

Operations Controller 3470-11

TITLE (LICENSE NUMBER)

GOLDEN NUGGET

MONTHLY GROSS REVENUE REPORT

FOR THE MONTH OF JULY, 2014

CASINO WIN - CURRENT MONTH

Line (a)	Type of Game (b)	Authorized Units (c)	Win or (Loss) (d)	Drop/Handle (e)	Win or (Loss) Percentage (f)
1	Table and Other Games	89	\$ 5,878,703	\$ 28,095,192	20.9%
2	Poker	10	\$ 105,925		
3	Slot Machines	1,328	\$ 12,225,178	\$ 129,461,963	9.4%
4	Total Casino Win		\$ 18,209,806		

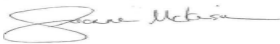
GROSS REVENUE

5	Year-to-Date Table and Other Games and Poker Win	\$ 26,150,141	
6	Year-to-Date Slot Machine Win	\$ 71,710,912	
7	Year-to-Date Total Casino Win	\$ 97,861,053	
8	Adjustments	\$ -	
9	Year-To-Date Gross Revenue	\$ 97,861,053	
10	Authorized Casino Square Footage - End of Month	70,655	
11	Authorized Simulcasting Square Footage - End of Month	-	
12	Simulcasting Revenue for the Month.....	\$ -	
13	Simulcasting Handle for the Month.....	\$ -	
14	Promotional Gaming Credits Wagered for the Month.....	\$ 2,670,736	

Under penalties of perjury, I declare that I have examined this report, and to the best of my knowledge and belief, it is true and complete.

August 7, 2014

DATE



Joanne McKensie
Director of Finance/Controller 1231.11

TITLE (LICENSE NUMBER)

HARRAH'S RESORT ATLANTIC CITY

MONTHLY GROSS REVENUE REPORT

FOR THE MONTH OF JULY 2014

CASINO WIN - CURRENT MONTH

Line (a)	Type of Game (b)	Authorized Units (c)	Win or (Loss) (d)	Drop/Handle (e)	Win or (Loss) Percentage (f)
1	Table and Other Games	138	\$ 8,561,242	\$ 39,513,491	21.7%
2	Poker	40	\$ 316,643		
3	Slot Machines	2,294	\$ 26,691,955	\$ 304,405,834	8.8%
4	Total Casino Win		\$ 35,569,840		

GROSS REVENUE

5	Year-to-Date Table and Other Games and Poker Win	\$ 53,153,300	
6	Year-to-Date Slot Machine Win	\$ 148,838,671	
7	Year-to-Date Total Casino Win		\$ 201,991,971
8	Adjustments		
9	Year-To-Date Gross Revenue		\$ 201,991,971
10	Authorized Casino Square Footage - End of Month	155,073	
11	Authorized Simulcasting Square Footage - End of Month		
12	Simulcasting Revenue for the Month.....		
13	Simulcasting Handle for the Month.....		
14	Promotional Gaming Credits Wagered for the Month.....	\$ 3,924,720	

Under penalties of perjury, I declare that I have examined this report, and to the best of my knowledge and belief, it is true and complete.

August 12, 2014

DATE



Joseph Lodise

Director Of Finance/Operations Controller (008900-11)
TITLE (LICENSE NUMBER)

RESORTS CASINO HOTEL(DGMB CASINO LLC)

MONTHLY GROSS REVENUE REPORT

FOR THE MONTH OF JULY 2014

CASINO WIN - CURRENT MONTH

Line (a)	Type of Game (b)	Authorized Units (c)	Win or (Loss) (d)	Drop/Handle (e)	Win or (Loss) Percentage (f)
1	Table and Other Games	74	\$ 3,168,239	\$ 18,303,424	17.3%
2	Poker	0	\$ -		
3	Slot Machines	1,723	\$ 11,228,007	\$ 123,956,254	9.1%
4	Total Casino Win		\$ 14,396,246		

GROSS REVENUE

5	Year-to-Date Table and Other Games and Poker Win	\$ 17,048,552
6	Year-to-Date Slot Machine Win	\$ 60,963,857
7	Year-to-Date Total Casino Win	\$ 78,012,409
8	Adjustments	\$ (197,251)
9	Year-To-Date Gross Revenue	\$ 77,815,158
10	Authorized Casino Square Footage - End of Month	81,336
11	Authorized Simulcasting Square Footage - End of Month	
12	Simulcasting Revenue for the Month.....	
13	Simulcasting Handle for the Month.....	
14	Promotional Gaming Credits Wagered for the Month.....	\$ 1,883,044

Under penalties of perjury, I declare that I have examined this report, and to the best of my knowledge and belief, it is true and complete.

August 9, 2014

DATE



WALTER P. SIMON

Director Operational Accounting 3930-11

TITLE (LICENSE NUMBER)

REVEL ENTERTAINMENT GROUP, LLC
MONTHLY GROSS REVENUE REPORT
FOR THE MONTH OF JULY, 2014

CASINO WIN - CURRENT MONTH

Line (a)	Type of Game (b)	Authorized Units (c)	Win or (Loss) (d)	Drop/Handle (e)	Win or (Loss) Percentage (f)
1	Table and Other Games	115	\$ 4,955,108	\$ 35,436,422	14.0%
2	Poker	0	\$ -		
3	Slot Machines	2,179	\$ 9,938,099	\$ 99,953,384	9.9%
4	Total Casino Win		\$ 14,893,207		

GROSS REVENUE

5	Year-to-Date Table and Other Games and Poker Win	\$ 30,138,881
6	Year-to-Date Slot Machine Win	\$ 55,724,830
7	Year-to-Date Total Casino Win	\$ 85,863,711
8	Adjustments	\$ -
9	Year-To-Date Gross Revenue	\$ 85,863,711
10	Authorized Casino Square Footage - End of Month	126,741
11	Authorized Simulcasting Square Footage - End of Month	-
12	Simulcasting Revenue for the Month.....	\$ -
13	Simulcasting Handle for the Month.....	\$ -
14	Promotional Gaming Credits Wagered for the Month.....	\$ 1,894,969

Under penalties of perjury, I declare that I have examined this report, and to the best of my knowledge and belief, it is true and complete.

August 7, 2014

DATE



Ford Palmer

Casino Controller (4086-11)
 TITLE (LICENSE NUMBER)

SHOWBOAT

MONTHLY GROSS REVENUE REPORT

FOR THE MONTH OF JULY, 2014

CASINO WIN - CURRENT MONTH

Line (a)	Type of Game (b)	Authorized Units (c)	Win or (Loss) (d)	Drop/Handle (e)	Win or (Loss) Percentage (f)
1	Table and Other Games	89	\$ 2,573,491	\$ 15,364,545	16.7%
2	Poker	24	\$ 160,133		
3	Slot Machines	2,189	\$ 12,354,238	\$ 128,854,819	9.6%
4	Total Casino Win		\$ 15,087,862		

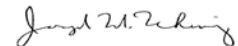
GROSS REVENUE

5	Year-to-Date Table and Other Games and Poker Win	\$	20,986,645
6	Year-to-Date Slot Machine Win	\$	74,456,240
7	Year-to-Date Total Casino Win	\$	95,442,885
8	Adjustments	\$	(28,634)
9	Year-To-Date Gross Revenue	\$	95,414,251
10	Authorized Casino Square Footage - End of Month		124,657
11	Authorized Simulcasting Square Footage - End of Month		
12	Simulcasting Revenue for the Month.....		
13	Simulcasting Handle for the Month.....		
14	Promotional Gaming Credits Wagered for the Month.....	\$	2,747,926

Under penalties of perjury, I declare that I have examined this report, and to the best of my knowledge and belief, it is true and complete.

August 9, 2014

DATE



JOE UHING

OPERATIONS CONTROLLER 2835-11
TITLE (LICENSE NUMBER)

Tropicana Casino & Resort

MONTHLY GROSS REVENUE REPORT

FOR THE MONTH OF: July 2014

CASINO WIN - CURRENT MONTH

Line (a)	Type of Game (b)	Authorized Units (c)	Win or (Loss) (d)	Drop/Handle (e)	Win or (Loss) Percentage (f)
1	Table and Other Games	108	\$ 5,429,754	\$ 29,758,995	18.2%
2	Poker	27	\$ 202,072		
3	Slot Machines	2,563	\$ 22,100,377	\$ 229,901,939	9.6%
4	Total Casino Win		\$ 27,732,203		

GROSS REVENUE

5	Year-to-Date Table and Other Games and Poker Win	\$	30,862,528
6	Year-to-Date Slot Machine Win	\$	128,303,351
7	Year-to-Date Total Casino Win	\$	159,165,879
8	Adjustments		
9	Year-To-Date Gross Revenue	\$	159,165,879
10	Authorized Casino Square Footage - End of Month		123,980
11	Authorized Simulcasting Square Footage - End of Month		
12	Simulcasting Revenue for the Month.....		
13	Simulcasting Handle for the Month.....		
14	Promotional Gaming Credits Wagered for the Month.....	\$	4,136,432

Under penalties of perjury, I declare that I have examined this report, and to the best of my knowledge and belief, it is true and complete.

August 9, 2014

DATE



Jeff Bohrer

Casino Controller, 7488-11

TRUMP PLAZA ASSOCIATES

MONTHLY GROSS REVENUE REPORT

FOR THE MONTH OF JULY, 2014

CASINO WIN - CURRENT MONTH

Line (a)	Type of Game (b)	Authorized Units (c)	Win or (Loss) (d)	Drop/Handle (e)	Win or (Loss) Percentage (f)
1	Table and Other Games	57	\$ 630,770	\$ 3,648,180	17.3%
2	Poker	0	\$ -		
3	Slot Machines	1,598	\$ 4,760,006	\$ 55,110,981	8.6%
4	Total Casino Win		\$ 5,390,776		

GROSS REVENUE

5	Year-to-Date Table and Other Games and Poker Win	\$ 4,064,822	
6	Year-to-Date Slot Machine Win	\$ 27,954,215	
7	Year-to-Date Total Casino Win	\$ 32,019,037	
8	Adjustments	\$ 9,640	
9	Year-To-Date Gross Revenue	\$ 32,028,677	
10	Authorized Casino Square Footage - End of Month	86,923	
11	Authorized Simulcasting Square Footage - End of Month	-	
12	Simulcasting Revenue for the Month.....	\$ -	
13	Simulcasting Handle for the Month.....	\$ -	
14	Promotional Gaming Credits Wagered for the Month.....	\$ 887,024	

Under penalties of perjury, I declare that I have examined this report, and to the best of my knowledge and belief, it is true and complete.

August 7, 2014

DATE



Ron Alcorn

Casino Controller (1623-11)

TITLE (LICENSE NUMBER)

TRUMP TAJ MAHAL CASINO RESORT MONTHLY GROSS REVENUE REPORT FOR THE MONTH OF JULY, 2014

CASINO WIN - CURRENT MONTH

Line (a)	Type of Game (b)	Authorized Units (c)	Win or (Loss) (d)	Drop/Handle (e)	Win or (Loss) Percentage (f)
1	Table and Other Games	132	\$ 4,843,716	\$ 35,352,198	13.7%
2	Poker	48	\$ 346,346		
3	Slot Machines	2,523	\$ 16,499,845	\$ 177,849,598	9.3%
4	Total Casino Win		\$ 21,689,907		

GROSS REVENUE

5	Year-to-Date Table and Other Games and Poker Win	\$	35,615,256
6	Year-to-Date Slot Machine Win	\$	95,527,061
7	Year-to-Date Total Casino Win	\$	131,142,317
8	Adjustments	\$	9,072
9	Year-To-Date Gross Revenue	\$	131,151,389
10	Authorized Casino Square Footage - End of Month		159,998
11	Authorized Simulcasting Square Footage - End of Month		-
12	Simulcasting Revenue for the Month.....	\$	-
13	Simulcasting Handle for the Month.....	\$	-
14	Promotional Gaming Credits Wagered for the Month.....	\$	3,473,530

Under penalties of perjury, I declare that I have examined this report, and to the best of my knowledge

August 7, 2014

DATE



Robert Allen

Finance Operations Controller 6793-11

TITLE (LICENSE NUMBER)