

**ATLANTIC CITY CASINO INDUSTRY  
PROMOTIONAL ALLOWANCES AND EXPENSES  
For the Month Ended December 2010  
(\$ in Thousands)**

	<u>Monthly</u>			<u>Year To Date</u>		
	<u>Allowances</u>	<u>Expenses</u>	<u>Total</u>	<u>Allowances</u>	<u>Expenses</u>	<u>Total</u>
AC Hilton	\$ 3,513	\$ 401	3,914	\$ 58,444	\$ 6,205	64,649
Bally's AC	9,685	724	10,409	144,237	7,886	152,123
Borgata	16,696	2,295	18,991	211,354	26,980	238,334
Caesars	9,432	929	10,361	128,891	15,997	144,888
Harrah's Marina	11,168	927	12,095	159,094	16,446	175,540
Resorts	3,294	338	3,632	56,256	8,816	65,072
Showboat	6,691	249	6,940	114,696	2,928	117,624
Tropicana	10,120	697	10,817	108,919	8,239	117,158
Trump Marina	3,389	457	3,846	49,079	6,378	55,457
Trump Plaza	3,280	754	4,034	54,767	10,485	65,252
Trump Taj Mahal	9,222	1,761	10,983	137,601	21,163	158,764
<b>Industry</b>	<b>\$ 86,490</b>	<b>\$ 9,532</b>	<b>\$ 96,022</b>	<b>\$ 1,223,338</b>	<b>\$ 131,523</b>	<b>\$ 1,354,861</b>
Incr (Decr) vs. Prior Period	<b>-2.5%</b>	<b>-22.4%</b>	<b>-4.9%</b>	<b>-4.7%</b>	<b>-9.8%</b>	<b>-5.2%</b>

**ATLANTIC CITY CASINO INDUSTRY  
PROMOTIONAL ALLOWANCES AND EXPENSES  
For the Month Ended December 2009  
(\$ in Thousands)**

	<u>Monthly</u>			<u>Year To Date</u>		
	<u>Allowances</u>	<u>Expenses</u>	<u>Total</u>	<u>Allowances</u>	<u>Expenses</u>	<u>Total</u>
AC Hilton	\$ 4,003	\$ 404	4,407	\$ 71,871	\$ 4,794	76,665
Bally's AC	10,976	532	11,508	145,465	6,151	151,616
Borgata	14,117	2,230	16,347	213,193	28,673	241,866
Caesars	9,436	2,325	11,761	133,163	25,157	158,320
Harrah's Marina	12,584	938	13,522	167,420	13,058	180,478
Resorts	4,215	785	5,000	69,127	10,197	79,324
Showboat	8,891	305	9,196	125,134	2,655	127,789
Tropicana	8,661	2,084	10,745	113,853	10,628	124,481
Trump Marina	2,911	536	3,447	49,568	7,715	57,283
Trump Plaza	3,715	878	4,593	59,170	14,487	73,657
Trump Taj Mahal	9,209	1,274	10,483	136,064	22,268	158,332
<b>Industry</b>	<b>\$ 88,718</b>	<b>\$ 12,291</b>	<b>\$ 101,009</b>	<b>\$ 1,284,028</b>	<b>\$ 145,783</b>	<b>\$ 1,429,811</b>

# RIH ACQUISITIONS NJ, LLC (Atlantic City Hilton) MONTHLY SCHEDULE OF PROMOTIONAL EXPENSES AND ALLOWANCES

FOR THE MONTH ENDED DECEMBER 31, 2010

(UNAUDITED)

(\$ IN THOUSANDS)

Line (a)	Description (b)	Promotional Allowances		Promotional Expenses	
		Number of Recipients (c)	Dollar Amount (d)	Number of Recipients (e)	Dollar Amount (f)
1	Rooms	16,274	\$427		
2	Food	36,697	597	1,756	26
3	Beverage	131,816	343	2,612	7
4	Travel			11,261	208
5	Bus Program Cash	13,866	356		
6	Promotional Gaming Credits	33,745	1,461		
7	Complimentary Cash Gifts	2,047	103		
8	Entertainment	8,585	215		
9	Retail & Non-Cash Gifts			795	40
10	Parking				
11	Other	770	11	3,298	120
12	Total	243,800	\$3,513	19,722	\$401

FOR THE MONTH ENDED DECEMBER 31, 2009

Line (a)	Description (b)	Promotional Allowances		Promotional Expenses	
		Number of Recipients (c)	Dollar Amount (d)	Number of Recipients (e)	Dollar Amount (f)
1	Rooms	23,651	\$712	18	\$3
2	Food	40,321	713	1,616	25
3	Beverage	136,550	355	3,099	8
4	Travel			10,422	200
5	Bus Program Cash	21,020	534		
6	Promotional Gaming Credits	12,928	1,060		
7	Complimentary Cash Gifts	1,710	331		
8	Entertainment	11,271	282		
9	Retail & Non-Cash Gifts			729	36
10	Parking				
11	Other	1,114	16	2,199	132
12	Total	248,565	\$4,003	18,083	\$404

Under penalties of perjury, I declare that I have examined this report, and to the best of my knowledge and belief, it is true and complete.

January 20, 2011

DATE



Gregory J. Sherbon

Vice President of Finance (008983-11)  
TITLE (LICENSE NUMBER)

**Bally's Park Place, Inc (Bally's Atlantic City)**  
**MONTHLY SCHEDULE OF PROMOTIONAL**  
**EXPENSES AND ALLOWANCES**

FOR THE MONTH ENDED DECEMBER 31, 2010

(UNAUDITED)

(\$ IN THOUSANDS)

Line (a)	Description (b)	Promotional Allowances		Promotional Expenses	
		Number of Recipients (c)	Dollar Amount (d)	Number of Recipients (e)	Dollar Amount (f)
1	Rooms	62,578	\$2,543		
2	Food	89,035	1,373		
3	Beverage	576,834	1,154		
4	Travel			910	251
5	Bus Program Cash	478	10		
6	Promotional Gaming Credits	83,531	3,292		
7	Complimentary Cash Gifts	44,233	999		
8	Entertainment	316	20		
9	Retail & Non-Cash Gifts	8,165	233		
10	Parking				
11	Other	9,594	61	2,656	473
12	Total	874,764	\$9,685	3,566	\$724


FOR THE MONTH ENDED DECEMBER 31, 2009

Line (a)	Description (b)	Promotional Allowances		Promotional Expenses	
		Number of Recipients (c)	Dollar Amount (d)	Number of Recipients (e)	Dollar Amount (f)
1	Rooms	86,174	\$2,356		
2	Food	120,847	1,842		
3	Beverage	683,305	1,367		
4	Travel			878	181
5	Bus Program Cash	438	9		
6	Promotional Gaming Credits	81,168	2,865		
7	Complimentary Cash Gifts	28,508	2,155		
8	Entertainment	3,995	20		
9	Retail & Non-Cash Gifts	7,818	283		
10	Parking				
11	Other	11,431	79	6,285	351
12	Total	1,023,684	\$10,976	7,163	\$532

Under penalties of perjury, I declare that I have examined this report, and to the best of my knowledge and belief, it is true and complete.

December 20, 2010

DATE



Alex Figueras

7438-11

Vice President of Finance

# BORGATA HOTEL CASINO & SPA MONTHLY SCHEDULE OF PROMOTIONAL EXPENSES AND ALLOWANCES

FOR THE MONTH ENDED December 31, 2010

(UNAUDITED)  
(\$ IN THOUSANDS)

Line (a)	Description (b)	Promotional Allowances		Promotional Expenses	
		Number of Recipients (c)	Dollar Amount (d)	Number of Recipients (e)	Dollar Amount (f)
1	Rooms	43,780	\$ 5,393		
2	Food	103,237	2,554	80,000	\$ 800
3	Beverage	521,043	1,693		
4	Travel			2,024	506
5	Bus Program Cash				
6	Promotional Gaming Credits	211,135	5,278		
7	Complimentary Cash Gifts	43,498	1,088		
8	Entertainment	6,563	263	40	4
9	Retail & Non-Cash Gifts	4,478	224	2,656	664
10	Parking				
11	Other	7,113	203	86,662	321
12	Total	940,847	\$ 16,696	171,382	\$ 2,295

\*Promotional Allowances - Other includes \$213K of Spa comps and \$(10K) change in Comp and Slot dollars earned but not redeemed.

FOR THE MONTH ENDED December 31, 2009

Line (a)	Description (b)	Promotional Allowances		Promotional Expenses	
		Number of Recipients (c)	Dollar Amount (d)	Number of Recipients (e)	Dollar Amount (f)
1	Rooms	44,689	\$ 5,401		
2	Food	106,018	2,584	75,400	\$ 754
3	Beverage	534,883	1,738		
4	Travel			1,692	423
5	Bus Program Cash				
6	Promotional Gaming Credits	137,567	3,439		
7	Complimentary Cash Gifts	11,722	293		
8	Entertainment	5,282	211	90	9
9	Retail & Non-Cash Gifts	4,449	223	2,460	615
10	Parking				
11	Other	7,427	228	79,187	429
12	Total	852,037	\$ 14,117	158,829	\$ 2,230

\*Promotional Allowances - Other includes \$223K of Spa comps and \$2K change in Comp and Slot dollars earned but not redeemed.

Under penalties of perjury, I declare that I have examined this report, and to the best of my knowledge and belief, it is true and complete.

January 20, 2011  
DATE



HUGH TURNER

Vice President of Finance 7833-11  
TITLE (LICENSE NUMBER)

**BOARDWALK REGENCY CORPORATION  
MONTHLY SCHEDULE OF PROMOTIONAL  
EXPENSES AND ALLOWANCES**

FOR THE MONTH ENDED DECEMBER 31, 2010

(UNAUDITED)  
(\$ IN THOUSANDS)

Line (a)	Description (b)	Promotional Allowances		Promotional Expenses	
		Number of Recipients (c)	Dollar Amount (d)	Number of Recipients (e)	Dollar Amount (f)
1	Rooms	47,138	\$1,906		
2	Food	37,941	1,347		
3	Beverage	450,741	901		
4	Travel			1,254	364
5	Bus Program Cash				
6	Promotional Gaming Credits	50,670	3,277		
7	Complimentary Cash Gifts	17,272	1,667		
8	Entertainment	987	80	1,713	442
9	Retail & Non-Cash Gifts	8,955	179		
10	Parking				
11	Other	7,416	75	6,884	123
12	Total	621,120	\$9,432	9,851	\$929


FOR THE MONTH ENDED DECEMBER 31, 2009

Line (a)	Description (b)	Promotional Allowances		Promotional Expenses	
		Number of Recipients (c)	Dollar Amount (d)	Number of Recipients (e)	Dollar Amount (f)
1	Rooms	50,384	\$2,038		
2	Food	48,271	1,648		
3	Beverage	492,525	985		
4	Travel			811	352
5	Bus Program Cash				
6	Promotional Gaming Credits	66,224	2,498		
7	Complimentary Cash Gifts	41,943	1,911		
8	Entertainment	1,088	107	1,028	223
9	Retail & Non-Cash Gifts	8,073	161	3,815	794
10	Parking	0	0		
11	Other	9,036	88	53,709	956
12	Total	717,544	\$9,436	59,363	\$2,325

Under penalties of perjury, I declare that I have examined this report, and to the best of my knowledge and belief, it is true and complete.

January 20, 2011

DATE



Alex Figueras

Vice President of Finance 007438-11  
TITLE (LICENSE NUMBER)

# HARRAH'S CASINO HOTEL, ATLANTIC CITY MONTHLY SCHEDULE OF PROMOTIONAL EXPENSES AND ALLOWANCES

FOR THE MONTH ENDED DECEMBER 31, 2010

(UNAUDITED)

(\$ IN THOUSANDS)

Line (a)	Description (b)	Promotional Allowances		Promotional Expenses	
		Number of Recipients (c)	Dollar Amount (d)	Number of Recipients (e)	Dollar Amount (f)
1	Rooms	40,444	\$3,409		
2	Food	71,996	1,376		
3	Beverage	173,880	1,304		
4	Travel			2,973	927
5	Bus Program Cash	535	6		
6	Promotional Gaming Credits	97,831	3,302		
7	Complimentary Cash Gifts	9,057	1,284		
8	Entertainment	1,592	83		
9	Retail & Non-Cash Gifts	16,310	326		
10	Parking				
11	Other	10,210	78		
12	Total	421,855	\$11,168	2,973	\$927

FOR THE MONTH ENDED DECEMBER 31, 2009

Line (a)	Description (b)	Promotional Allowances		Promotional Expenses	
		Number of Recipients (c)	Dollar Amount (d)	Number of Recipients (e)	Dollar Amount (f)
1	Rooms	44,463	\$3,707		
2	Food	79,520	1,544		
3	Beverage	177,160	1,328		
4	Travel			2,864	938
5	Bus Program Cash	545	9		
6	Promotional Gaming Credits	75,511	3,264		
7	Complimentary Cash Gifts	51,744	2,339		
8	Entertainment	633	30		
9	Retail & Non-Cash Gifts	13,886	278		
10	Parking				
11	Other	9,312	85		
12	Total	452,774	\$12,584	2,864	\$938

Under penalties of perjury, I declare that I have examined this report, and to the best of my knowledge and belief, it is true and complete.

January 20, 2011

DATE



Scott Noey

Financial Controller 009094-11

TITLE (LICENSE NUMBER)

**RESORTS INTERNATIONAL HOTEL, INC.  
MONTHLY SCHEDULE OF PROMOTIONAL  
EXPENSES AND ALLOWANCES**

FOR THE SIX DAYS ENDED DECEMBER 6, 2010

(UNAUDITED)  
(\$ IN THOUSANDS)

Line (a)	Description (b)	Promotional Allowances		Promotional Expenses	
		Number of Recipients (c)	Dollar Amount (d)	Number of Recipients (e)	Dollar Amount (f)
1	Rooms	1,955	\$125		
2	Food	5,081	76	803	28
3	Beverage	9,452	61		
4	Travel				
5	Bus Program Cash	-	-		
6	Promotional Gaming Credits	6,832	259		
7	Complimentary Cash Gifts	21,696	113		
8	Entertainment				
9	Retail & Non-Cash Gifts			226	26
10	Parking				
11	Other	152	2	669	17
12	Total	45,168	\$636	1,698	\$71

FOR THE MONTH ENDED DECEMBER 31, 2009

Line (a)	Description (b)	Promotional Allowances		Promotional Expenses	
		Number of Recipients (c)	Dollar Amount (d)	Number of Recipients (e)	Dollar Amount (f)
1	Rooms	12,689	\$775		
2	Food	44,456	583	5,409	189
3	Beverage	62,280	405		
4	Travel			2,752	124
5	Bus Program Cash	9,871	247		
6	Promotional Gaming Credits	35,584	1,461		
7	Complimentary Cash Gifts	29,503	719		
8	Entertainment	527	21	625	78
9	Retail & Non-Cash Gifts			2,926	337
10	Parking				
11	Other	276	4	2,266	57
12	Total	195,186	\$4,215	13,978	\$785

Under penalties of perjury, I declare that I have examined this report, and to the best of my knowledge and belief, it is true and complete.

January 28, 2011

DATE



Frances X. McCarthy

Administrator 1015-11

TITLE (LICENSE NUMBER)

**DGMB CASINO, LLC**  
**MONTHLY SCHEDULE OF PROMOTIONAL**  
**EXPENSES AND ALLOWANCES**

FOR THE 25 DAYS ENDED DECEMBER 31, 2010

(UNAUDITED)  
(\$ IN THOUSANDS)

Line (a)	Description (b)	Promotional Allowances		Promotional Expenses	
		Number of Recipients (c)	Dollar Amount (d)	Number of Recipients (e)	Dollar Amount (f)
1	Rooms	9,010	\$521		
2	Food	13,088	412	3,305	116
3	Beverage	40,087	261		
4	Travel			1,093	43
5	Bus Program Cash	60	5		
6	Promotional Gaming Credits	29,273	1,056		
7	Complimentary Cash Gifts	29,718	371		
8	Entertainment	624	30		0
9	Retail & Non-Cash Gifts			236	27
10	Parking				
11	Other	108	2	3,223	81
12	Total	121,968	\$2,658	7,857	\$267

FOR THE MONTH ENDED DECEMBER 31, 2009

Line (a)	Description (b)	Promotional Allowances		Promotional Expenses	
		Number of Recipients (c)	Dollar Amount (d)	Number of Recipients (e)	Dollar Amount (f)
1	Rooms	12,689	\$775		
2	Food	44,456	583	5,409	189
3	Beverage	62,280	405		
4	Travel			2,752	124
5	Bus Program Cash	9,871	247		
6	Promotional Gaming Credits	35,584	1,461		
7	Complimentary Cash Gifts	29,503	719		
8	Entertainment	527	21	625	78
9	Retail & Non-Cash Gifts			2,926	337
10	Parking				
11	Other	276	4	2,266	57
12	Total	195,186	\$4,215	13,978	\$785

Under penalties of perjury, I declare that I have examined this report, and to the best of my knowledge and belief, it is true and complete.

January 28, 2011

DATE



Lawrence J, McCabe

Director of Finance 003392-11

TITLE (LICENSE NUMBER)



# ATLANTIC CITY SHOWBOAT MONTHLY SCHEDULE OF PROMOTIONAL EXPENSES AND ALLOWANCES

FOR THE MONTH ENDED DECEMBER 31, 2010

(UNAUDITED)  
(\$ IN THOUSANDS)

AMENDED AUGUST 11, 2011

Line (a)	Description (b)	Promotional Allowances		Promotional Expenses	
		Number of Recipients (c)	Dollar Amount (d)	Number of Recipients (e)	Dollar Amount (f)
1	Rooms	20,711	\$1,589		
2	Food	72,367	969		
3	Beverage	498,815	757		
4	Travel			533	93
5	Bus Program Cash	630	35		
6	Promotional Gaming Credits	85,666	3,025		
7	Complimentary Cash Gifts	31	164		
8	Entertainment	855	40		
9	Retail & Non-Cash Gifts	5,662	85		
10	Parking				
11	Other	3,136	27	2,075	156
12	Total	687,873	\$6,691	2,608	\$249

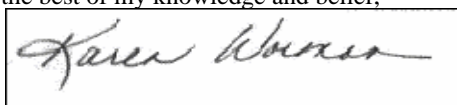
FOR THE MONTH ENDED DECEMBER 31, 2009

Line (a)	Description (b)	Promotional Allowances		Promotional Expenses	
		Number of Recipients (c)	Dollar Amount (d)	Number of Recipients (e)	Dollar Amount (f)
1	Rooms	22,030	\$1,690		
2	Food	88,092	1,180		
3	Beverage	584,557	863		
4	Travel			527	92
5	Bus Program Cash	1,254	41		
6	Promotional Gaming Credits	129,231	3,604		
7	Complimentary Cash Gifts	24,643	1,320		
8	Entertainment	483	22		
9	Retail & Non-Cash Gifts	8,746	131		
10	Parking				
11	Other	4,605	40	2,846	213
12	Total	863,641	\$8,891	3,373	\$305

Under penalties of perjury, I declare that I have examined this report, and to the best of my knowledge and belief, it is true and complete.

August 10, 2011

DATE



Karen Worman

Vice President of Finace 6320-11  
TITLE (LICENSE NUMBER)

# TROPICANA CASINO AND RESORT MONTHLY SCHEDULE OF PROMOTIONAL EXPENSES AND ALLOWANCES

FOR THE MONTH ENDED DECEMBER 31, 2010

(UNAUDITED)  
(\$ IN THOUSANDS)

Line (a)	Description (b)	Promotional Allowances		Promotional Expenses	
		Number of Recipients (c)	Dollar Amount (d)	Number of Recipients (e)	Dollar Amount (f)
1	Rooms	26,493	\$2,541		
2	Food	193,716	1,131	36,423	255
3	Beverage	605,333	748		
4	Travel			809	242
5	Bus Program Cash	979	36		
6	Promotional Gaming Credits	197,184	2,286		
7	Complimentary Cash Gifts	46,087	3,197		
8	Entertainment	11,901	58	392	6
9	Retail & Non-Cash Gifts			2,223	14
10	Parking			22,673	68
11	Other	22,855	123	11,188	112
12	Total	1,104,548	\$10,120	73,708	\$697

There are no complimentary services or items in Line 11 "Other" which exceeds 5% of that column's total

FOR THE MONTH ENDED DECEMBER 31, 2009

Line (a)	Description (b)	Promotional Allowances		Promotional Expenses	
		Number of Recipients (c)	Dollar Amount (d)	Number of Recipients (e)	Dollar Amount (f)
1	Rooms	27,211	\$2,536		
2	Food	130,837	1,282	177,881	1,743
3	Beverage	628,380	725		
4	Travel			305	107
5	Bus Program Cash	21,521	40		
6	Promotional Gaming Credits	208,431	2,227		
7	Complimentary Cash Gifts	105,214	1,657		
8	Entertainment	29,850	60	811	16
9	Retail & Non-Cash Gifts			6,099	51
10	Parking			27,887	84
11	Other	93,350	134	8,358	83
12	Total	1,244,794	\$8,661	221,341	\$2,084

There are no complimentary services or items in Line 11 "Other" which exceeds 5% of that column's total

Under penalties of perjury, I declare that I have examined this report, and to the best of my knowledge and belief, it is true and complete.

January 20, 2011

DATE



CHRISTINA BROOME

V.P. FINANCE 7571-11

# TRUMP MARINA HOTEL CASINO MONTHLY SCHEDULE OF PROMOTIONAL EXPENSES AND ALLOWANCES

FOR THE MONTH ENDED DECEMBER 31, 2010

(UNAUDITED)

(\$ IN THOUSANDS)

Line (a)	Description (b)	Promotional Allowances		Promotional Expenses	
		Number of Recipients (c)	Dollar Amount (d)	Number of Recipients (e)	Dollar Amount (f)
1	Rooms	9,370	\$624		
2	Food	23,267	520		
3	Beverage	82,268	350		
4	Travel			288	102
5	Bus Program Cash	1,579	37		
6	Promotional Gaming Credits	68,568	1,256		
7	Complimentary Cash Gifts	10,333	438		
8	Entertainment			75	6
9	Retail & Non-Cash Gifts	5,072	151	11,411	261
10	Parking			26,426	79
11	Other	2,759	13	2,096	9
12	Total	203,216	\$3,389	40,296	\$457


FOR THE MONTH ENDED DECEMBER 31, 2009

Line (a)	Description (b)	Promotional Allowances		Promotional Expenses	
		Number of Recipients (c)	Dollar Amount (d)	Number of Recipients (e)	Dollar Amount (f)
1	Rooms	9,128	\$599		
2	Food	22,811	492		
3	Beverage	77,040	327		
4	Travel			381	76
5	Bus Program Cash	2,487	50		
6	Promotional Gaming Credits	42,450	825		
7	Complimentary Cash Gifts	24,815	466		
8	Entertainment			187	25
9	Retail & Non-Cash Gifts	5,081	140	17,858	309
10	Parking			29,805	89
11	Other	2,695	12	2,024	37
12	Total	186,507	\$2,911	50,255	\$536

Under penalties of perjury, I declare that I have examined this report, and to the best of my knowledge and belief, it is true and complete.

January 20, 2011

DATE



Daniel McFadden

Vice President of Finance (7167-11)  
TITLE (LICENSE NUMBER)

**TRUMP PLAZA HOTEL CASINO  
MONTHLY SCHEDULE OF PROMOTIONAL  
EXPENSES AND ALLOWANCES**

FOR THE MONTH ENDED DECEMBER 31, 2010

(UNAUDITED)  
(\$ IN THOUSANDS)

Line (a)	Description (b)	Promotional Allowances		Promotional Expenses	
		Number of Recipients (c)	Dollar Amount (d)	Number of Recipients (e)	Dollar Amount (f)
1	Rooms	11,270	910		
2	Food	30,113	512		
3	Beverage	71,283	428		
4	Travel			714	107
5	Bus Program Cash	180	14		
6	Promotional Gaming Credits	43,985	1,011		
7	Complimentary Cash Gifts	11,466	299		
8	Entertainment			155	6
9	Retail & Non-Cash Gifts	1,807	90	13,394	552
10	Parking			13,923	42
11	Other	658	16	1,077	47
12	Total	170,762	\$3,280	29,263	\$754

FOR THE MONTH ENDED DECEMBER 31, 2009

Line (a)	Description (b)	Promotional Allowances		Promotional Expenses	
		Number of Recipients (c)	Dollar Amount (d)	Number of Recipients (e)	Dollar Amount (f)
1	Rooms	12,964	\$983		(\$1)
2	Food	33,146	560		
3	Beverage	76,865	461		
4	Travel			748	112
5	Bus Program Cash	17,142	432		
6	Promotional Gaming Credits	11,577	516		
7	Complimentary Cash Gifts	24,473	625		
8	Entertainment	803	25	660	26
9	Retail & Non-Cash Gifts	1,729	86	14,914	614
10	Parking			17,892	54
11	Other	1,099	27	1,334	73
12	Total	179,798	\$3,715	35,548	\$878

Under penalties of perjury, I declare that I have examined this report, and to the best of my knowledge and belief, it is true and complete.

January 20, 2011

DATE



Daniel McFadden

Vice President of Finance (7167-11)  
TITLE (LICENSE NUMBER)

**TRUMP TAJ MAHAL ASSOCIATES, LLC**  
**MONTHLY SCHEDULE OF PROMOTIONAL**  
**EXPENSES AND ALLOWANCES**

FOR THE MONTH ENDED DECEMBER 31, 2010

(UNAUDITED)  
(\$ IN THOUSANDS)

Line (a)	Description (b)	Promotional Allowances		Promotional Expenses	
		Number of Recipients (c)	Dollar Amount (d)	Number of Recipients (e)	Dollar Amount (f)
1	Rooms	31,708	\$2,419		
2	Food	76,698	1,419	3,689	202
3	Beverage	151,269	778		
4	Travel			1,785	355
5	Bus Program Cash	1,240	18		
6	Promotional Gaming Credits	92,908	1,893		
7	Complimentary Cash Gifts	87,080	2,135		
8	Entertainment			287	(4)
9	Retail & Non-Cash Gifts	7,554	484	35,807	1,034
10	Parking			35,302	106
11	Other	620	76	4,166	68
12	Total	449,077	\$9,222	81,036	\$1,761

FOR THE MONTH ENDED DECEMBER 31, 2009

Line (a)	Description (b)	Promotional Allowances		Promotional Expenses	
		Number of Recipients (c)	Dollar Amount (d)	Number of Recipients (e)	Dollar Amount (f)
1	Rooms	33,715	\$2,466		
2	Food	90,078	1,556	3,317	220
3	Beverage	154,885	786		
4	Travel			2,164	427
5	Bus Program Cash	22,413	490		
6	Promotional Gaming Credits	105,725	1,602		
7	Complimentary Cash Gifts	85,102	1,504		
8	Entertainment	6,769	296	1,392	89
9	Retail & Non-Cash Gifts	8,113	462	20,402	348
10	Parking			45,020	135
11	Other	818	47	3,426	55
12	Total	507,618	\$9,209	75,721	\$1,274

Under penalties of perjury, I declare that I have examined this report, and to the best of my knowledge and belief, it is true and complete.

January 20, 2011

DATE



Robert J. Winand

Manager, Financial Acctg & Reporting  
TITLE (License #063348-21)