

**ATLANTIC CITY CASINO INDUSTRY
PROMOTIONAL ALLOWANCES AND EXPENSES
For the Month Ended March 2010
(\$ in Thousands)**

	Monthly			Year To Date		
	<u>Allowances</u>	<u>Expenses</u>	<u>Total</u>	<u>Allowances</u>	<u>Expenses</u>	<u>Total</u>
AC Hilton	\$ 4,753	\$ 559	5,312	\$ 12,695	\$ 1,512	14,207
Bally's AC	12,743	584	13,327	36,903	1,508	38,411
Borgata	17,695	1,809	19,504	49,317	6,152	55,469
Caesars	10,967	1,240	12,207	31,154	3,410	34,564
Harrah's Marina	12,863	1,325	14,188	38,338	3,373	41,711
Resorts	4,756	653	5,409	13,634	2,133	15,767
Showboat	9,764	242	10,006	27,280	641	27,921
Tropicana	9,098	372	9,470	24,029	1,597	25,626
Trump Marina	3,813	453	4,266	10,168	1,315	11,483
Trump Plaza	4,597	827	5,424	12,181	2,433	14,614
Trump Taj Mahal	9,624	1,572	11,196	27,574	4,727	32,301
Industry	\$ 100,673	\$ 9,636	\$ 110,309	\$ 283,273	\$ 28,801	\$ 312,074
Incr (Decr) vs. Prior Period	-0.5%	-22.0%	-2.8%	-6.1%	-20.5%	-7.6%

**ATLANTIC CITY CASINO INDUSTRY
PROMOTIONAL ALLOWANCES AND EXPENSES
For the Month Ended March 2009
(\$ in Thousands)**

	Monthly			Year To Date		
	<u>Allowances</u>	<u>Expenses</u>	<u>Total</u>	<u>Allowances</u>	<u>Expenses</u>	<u>Total</u>
AC Hilton	\$ 6,794	\$ 305	7,099	\$ 22,529	\$ 934	23,463
Bally's AC	10,899	488	11,387	32,065	1,327	33,392
Borgata	16,582	2,393	18,975	50,298	7,307	57,605
Caesars	9,714	2,429	12,143	28,070	5,872	33,942
Harrah's Marina	11,342	962	12,304	34,631	2,663	37,294
Resorts	5,720	668	6,388	16,180	2,655	18,835
Showboat	9,168	133	9,301	25,127	495	25,622
Tropicana	8,815	899	9,714	27,364	2,700	30,064
Trump Marina	4,321	747	5,068	13,538	2,052	15,590
Trump Plaza	5,125	1,306	6,431	14,980	3,868	18,848
Trump Taj Mahal	12,678	2,026	14,704	36,759	6,342	43,101
Industry	\$ 101,158	\$ 12,356	\$ 113,514	\$ 301,541	\$ 36,215	\$ 337,756

RIH ACQUISITIONS NJ, LLC (Atlantic City Hilton)
MONTHLY SCHEDULE OF PROMOTIONAL
EXPENSES AND ALLOWANCES

FOR THE MONTH ENDED MARCH 31, 2010

(UNAUDITED)

(\$ IN THOUSANDS)

Line (a)	Description (b)	Promotional Allowances		Promotional Expenses	
		Number of Recipients (c)	Dollar Amount (d)	Number of Recipients (e)	Dollar Amount (f)
1	Rooms	21,252	\$769		
2	Food	53,051	917	1,836	28
3	Beverage	179,338	466	4,022	11
4	Travel			14,155	279
5	Bus Program Cash	27,908	726		
6	Promotional Gaming Credits	33,151	1,517		
7	Complimentary Cash Gifts	4,321	287		
8	Entertainment	1,649	41		
9	Retail & Non-Cash Gifts			1,206	60
10	Parking				
11	Other	1,987	30	4,616	181
12	Total	322,657	\$4,753	25,835	\$559

FOR THE MONTH ENDED MARCH 31, 2009

Line (a)	Description (b)	Promotional Allowances		Promotional Expenses	
		Number of Recipients (c)	Dollar Amount (d)	Number of Recipients (e)	Dollar Amount (f)
1	Rooms	31,429	\$1,132		
2	Food	88,491	1,473	2,654	40
3	Beverage	206,803	538		
4	Travel			5,976	129
5	Bus Program Cash	32,969	871		
6	Promotional Gaming Credits	13,918	2,003		
7	Complimentary Cash Gifts	2,655	383		
8	Entertainment	14,579	365	24	2
9	Retail & Non-Cash Gifts			755	38
10	Parking				
11	Other	1,947	29	291	96
12	Total	392,791	\$6,794	9,700	\$305

Under penalties of perjury, I declare that I have examined this report, and to the best of my knowledge and belief, it is true and complete.

April 20, 2010

DATE



Gregory J. Sherbon

Vice President of Finance (008983-11)
 TITLE (LICENSE NUMBER)

Bally's Park Place, Inc (Bally's Atlantic City)
MONTHLY SCHEDULE OF PROMOTIONAL
EXPENSES AND ALLOWANCES

FOR THE MONTH ENDED MARCH 31, 2010

(UNAUDITED)

(\$ IN THOUSANDS)

Line (a)	Description (b)	Promotional Allowances		Promotional Expenses	
		Number of Recipients (c)	Dollar Amount (d)	Number of Recipients (e)	Dollar Amount (f)
1	Rooms	71,520	\$2,607		
2	Food	141,626	2,174		
3	Beverage	788,167	1,576		
4	Travel			1,061	254
5	Bus Program Cash	1,382	28		
6	Promotional Gaming Credits	103,745	3,954		
7	Complimentary Cash Gifts	28,885	1,946		
8	Entertainment				
9	Retail & Non-Cash Gifts	9,007	364		
10	Parking				
11	Other	13,434	94	2,856	330
12	Total	1,157,766	\$12,743	3,917	\$584


FOR THE MONTH ENDED MARCH 31, 2009

Line (a)	Description (b)	Promotional Allowances		Promotional Expenses	
		Number of Recipients (c)	Dollar Amount (d)	Number of Recipients (e)	Dollar Amount (f)
1	Rooms	70,670	\$2,567		
2	Food	129,945	2,078		
3	Beverage	640,444	1,281		
4	Travel			1,055	171
5	Bus Program Cash	21,183	443		
6	Promotional Gaming Credits	86,128	2,382		
7	Complimentary Cash Gifts	35,646	1,789		
8	Entertainment				
9	Retail & Non-Cash Gifts	8,514	272		
10	Parking				
11	Other	777	87	6,310	317
12	Total	993,307	\$10,899	7,365	\$488

Under penalties of perjury, I declare that I have examined this report, and to the best of my knowledge and belief, it is true and complete.

April 20, 2010

DATE



Alex Figueras

7438-11

Vice President of Finance

BORGATA HOTEL, CASINO & SPA MONTHLY SCHEDULE OF PROMOTIONAL EXPENSES AND ALLOWANCES

FOR THE MONTH ENDED MARCH 31, 2010

(UNAUDITED)
(\$ IN THOUSANDS)

Line (a)	Description (b)	Promotional Allowances		Promotional Expenses	
		Number of Recipients (c)	Dollar Amount (d)	Number of Recipients (e)	Dollar Amount (f)
1	Rooms	45,237	\$ 5,659		
2	Food	116,790	2,784	68,400	\$ 684
3	Beverage	609,942	1,982		
4	Travel			1,288	322
5	Bus Program Cash				
6	Promotional Gaming Credits	236,440	5,911		
7	Complimentary Cash Gifts	21,199	530		
8	Entertainment	10,269	411	140	14
9	Retail & Non-Cash Gifts	3,619	181	3,080	770
10	Parking				
11	Other	8,298	237	94,917	19
12	Total	1,051,794	\$ 17,695	167,825	\$ 1,809

Promotional Allowances - Other includes \$249K of Spa comps and (\$12K) change in Comp and Slot dollars earned but not redeemed

FOR THE MONTH ENDED MARCH 31, 2009

Line (a)	Description (b)	Promotional Allowances		Promotional Expenses	
		Number of Recipients (c)	Dollar Amount (d)	Number of Recipients (e)	Dollar Amount (f)
1	Rooms	47,350	\$ 5,863		
2	Food	134,181	3,081	75,300	\$ 753
3	Beverage	589,022	1,914		
4	Travel			1,632	408
5	Bus Program Cash				
6	Promotional Gaming Credits	172,772	4,319		
7	Complimentary Cash Gifts	5,620	141		
8	Entertainment	8,061	322	130	13
9	Retail & Non-Cash Gifts	3,659	183	3,136	784
10	Parking				
11	Other	9,059	759	134,662	435
12	Total	969,724	\$ 16,582	214,860	\$ 2,393

Promotional Allowances - Other includes \$272K of Spa comps and \$486K change in Comp and Slot dollars

* Prior year amounts were reclassified to conform with current year presentation.

Under penalties of perjury, I declare that I have examined this report, and to the best of my knowledge and belief, it is true and complete.

April 20, 2010

DATE



HUGH TURNER

Vice President of Finance 7833-11
TITLE (LICENSE NUMBER)

**BOARDWALK REGENCY CORPORATION
MONTHLY SCHEDULE OF PROMOTIONAL
EXPENSES AND ALLOWANCES**

FOR THE MONTH ENDED MARCH 31, 2010

(UNAUDITED)
(\$ IN THOUSANDS)

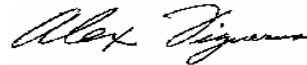
Line (a)	Description (b)	Promotional Allowances		Promotional Expenses	
		Number of Recipients (c)	Dollar Amount (d)	Number of Recipients (e)	Dollar Amount (f)
1	Rooms	50,026	\$1,992		
2	Food	49,572	1,934		
3	Beverage	588,469	1,177		
4	Travel			1,135	493
5	Bus Program Cash				
6	Promotional Gaming Credits	43,894	2,758		
7	Complimentary Cash Gifts	42,604	2,794		
8	Entertainment	1,023	47	355	23
9	Retail & Non-Cash Gifts	7,833	157		
10	Parking				
11	Other	9,700	108	40,643	724
12	Total	793,121	\$10,967	42,133	\$1,240

FOR THE MONTH ENDED MARCH 31, 2009

Line (a)	Description (b)	Promotional Allowances		Promotional Expenses	
		Number of Recipients (c)	Dollar Amount (d)	Number of Recipients (e)	Dollar Amount (f)
1	Rooms	47,090	\$2,048		
2	Food	91,919	1,564		
3	Beverage	536,781	1,074		
4	Travel			1,175	510
5	Bus Program Cash	30,842	704		
6	Promotional Gaming Credits	53,048	1,937		
7	Complimentary Cash Gifts	30,782	2,135		
8	Entertainment			328	32
9	Retail & Non-Cash Gifts	7,447	149	17,155	1,229
10	Parking				
11	Other	547	103	36,962	658
12	Total	798,456	\$9,714	55,620	\$2,429

Under penalties of perjury, I declare that I have examined this report, and to the best of my knowledge and belief, it is true and complete.

APRIL 20, 2010
DATE



Alex Figueras

Vice President of Finance 007438-11
TITLE (LICENSE NUMBER)

HARRAH'S CASINO HOTEL, ATLANTIC CITY MONTHLY SCHEDULE OF PROMOTIONAL EXPENSES AND ALLOWANCES

FOR THE MONTH ENDED MARCH 31, 2010

(UNAUDITED)

(\$ IN THOUSANDS)

Line (a)	Description (b)	Promotional Allowances		Promotional Expenses	
		Number of Recipients (c)	Dollar Amount (d)	Number of Recipients (e)	Dollar Amount (f)
1	Rooms	50,015	\$3,987		
2	Food	112,523	2,354		
3	Beverage	186,009	1,395		
4	Travel			5,255	1,325
5	Bus Program Cash	1,042	20		
6	Promotional Gaming Credits	63,304	2,305		
7	Complimentary Cash Gifts	44,519	2,322		
8	Entertainment	1,982	92		
9	Retail & Non-Cash Gifts	14,169	283		
10	Parking				
11	Other	13,009	105		
12	Total	486,572	\$12,863	5,255	\$1,325

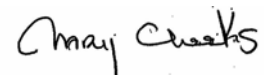
FOR THE MONTH ENDED MARCH 31, 2009

Line (a)	Description (b)	Promotional Allowances		Promotional Expenses	
		Number of Recipients (c)	Dollar Amount (d)	Number of Recipients (e)	Dollar Amount (f)
1	Rooms	43,236	\$3,469		
2	Food	97,473	1,818		
3	Beverage	179,663	1,348		
4	Travel			4,357	962
5	Bus Program Cash	819	23		
6	Promotional Gaming Credits	54,319	1,908		
7	Complimentary Cash Gifts	50,638	2,378		
8	Entertainment	756	37		
9	Retail & Non-Cash Gifts	12,978	260		
10	Parking				
11	Other	16,038	101		
12	Total	455,920	\$11,342	4,357	\$962

Under penalties of perjury, I declare that I have examined this report, and to the best of my knowledge and belief, it is true and complete.

April 19, 2010

DATE



Mary Cheeks

Vice President of Finance 004960-1
TITLE (LICENSE NUMBER)

**RESORTS INTERNATIONAL HOTEL, INC.
MONTHLY SCHEDULE OF PROMOTIONAL
EXPENSES AND ALLOWANCES**

FOR THE MONTH ENDED MARCH 31, 2010

(UNAUDITED)
(\$ IN THOUSANDS)

Line (a)	Description (b)	Promotional Allowances		Promotional Expenses	
		Number of Recipients (c)	Dollar Amount (d)	Number of Recipients (e)	Dollar Amount (f)
1	Rooms	14,053	\$837		
2	Food	61,452	538	5,305	186
3	Beverage	64,463	419		
4	Travel			2,664	125
5	Bus Program Cash	1,523	48		
6	Promotional Gaming Credits	69,441	2,049		
7	Complimentary Cash Gifts	36,356	840		
8	Entertainment	459	20	60	8
9	Retail & Non-Cash Gifts			2,036	234
10	Parking				
11	Other	338	5	4,011	100
12	Total	248,085	\$4,756	14,076	\$653

FOR THE MONTH ENDED MARCH 31, 2009

Line (a)	Description (b)	Promotional Allowances		Promotional Expenses	
		Number of Recipients (c)	Dollar Amount (d)	Number of Recipients (e)	Dollar Amount (f)
1	Rooms	14,344	\$878	(9)	(\$2)
2	Food	65,472	638	5,436	190
3	Beverage	79,322	516		
4	Travel			2,682	121
5	Bus Program Cash	11,588	339		
6	Promotional Gaming Credits	80,835	2,740		
7	Complimentary Cash Gifts	30,999	568		
8	Entertainment	777	34	349	44
9	Retail & Non-Cash Gifts			1,614	186
10	Parking				
11	Other	523	7	5,137	129
12	Total	283,860	\$5,720	15,209	\$668

Under penalties of perjury, I declare that I have examined this report, and to the best of my knowledge and belief, it is true and complete.

April 21, 2010

DATE



Lawrence J, McCabe

Director of Finance 003392-11
TITLE (LICENSE NUMBER)

ATLANTIC CITY SHOWBOAT MONTHLY SCHEDULE OF PROMOTIONAL EXPENSES AND ALLOWANCES

FOR THE MONTH ENDED MARCH 31, 2010

(UNAUDITED)
(\$ IN THOUSANDS)


Line (a)	Description (b)	Promotional Allowances		Promotional Expenses	
		Number of Recipients (c)	Dollar Amount (d)	Number of Recipients (e)	Dollar Amount (f)
1	Rooms	26,240	\$2,011		
2	Food	107,145	\$1,435		
3	Beverage	682,235	\$1,017		
4	Travel			660	\$116
5	Bus Program Cash	2,357	\$74		
6	Promotional Gaming Credits	137,825	\$4,042		
7	Complimentary Cash Gifts	22,031	\$990		
8	Entertainment	639	\$34		
9	Retail & Non-Cash Gifts	6,237	\$104		
10	Parking				
11	Other	6,540	\$57	1,676	\$126
12	Total	991,249	\$9,764	2,336	\$242

FOR THE MONTH ENDED MARCH 31, 2009

Line (a)	Description (b)	Promotional Allowances		Promotional Expenses	
		Number of Recipients (c)	Dollar Amount (d)	Number of Recipients (e)	Dollar Amount (f)
1	Rooms	25,262	\$1,936		
2	Food	111,695	\$1,496		
3	Beverage	701,228	\$1,049		
4	Travel			589	\$103
5	Bus Program Cash	44,260	\$1,080		
6	Promotional Gaming Credits	90,339	\$2,216		
7	Complimentary Cash Gifts	26,309	\$1,181		
8	Entertainment	1,392	\$73		
9	Retail & Non-Cash Gifts	5,685	\$95		
10	Parking				
11	Other	4,786	\$42	406	\$30
12	Total	1,010,956	\$9,168	995	\$133

Under penalties of perjury, I declare that I have examined this report, and to the best of my knowledge and belief, it is true and complete.

April 20, 2010
DATE


Mary Cheeks

Vice President of Finance 004960-
TITLE (LICENSE NUMBER)

TROPICANA CASINO AND RESORT MONTHLY SCHEDULE OF PROMOTIONAL EXPENSES AND ALLOWANCES

FOR THE MONTH MARCH 1, 2010 TO MARCH 7, 2010*

(UNAUDITED)

(\$ IN THOUSANDS)

Line (a)	Description (b)	Promotional Allowances		Promotional Expenses	
		Number of Recipients (c)	Dollar Amount (d)	Number of Recipients (e)	Dollar Amount (f)
1	Rooms	6,350	\$593		
2	Food**	55,391	311	(28,082)	(158)
3	Beverage	153,408	160		
4	Travel			66	20
5	Bus Program Cash	127	6		
6	Promotional Gaming Credits	45,982	561		
7	Complimentary Cash Gifts**	31,169	534		
8	Entertainment	1,408	10	785	16
9	Retail & Non-Cash Gifts**			(8,861)	(90)
10	Parking			6,712	20
11	Other	6,016	32	1,917	19
12	Total	299,851	\$2,208	(27,463)	(\$173)

There are no complimentary services or items in Line 11 "Other" which exceeds 5% of that column's total

** Expenses and Recipients are net of a quarterly bankable comp adjustment

FOR THE MONTH ENDED MARCH 31ST, 2009

Line (a)	Description (b)	Promotional Allowances		Promotional Expenses	
		Number of Recipients (c)	Dollar Amount (d)	Number of Recipients (e)	Dollar Amount (f)
1	Rooms	26,892	\$2,599		
2	Food	143,510	1,407	13,929	136
3	Beverage	804,180	931	0	0
4	Travel			749	262
5	Bus Program Cash	62,552	1,081		
6	Promotional Gaming Credits	127,702	1,867		
7	Complimentary Cash Gifts	33,304	782		
8	Entertainment	9,000	18	5,455	109
9	Retail & Non-Cash Gifts			24,676	237
10	Parking			30,539	92
11	Other	104,470	130	6,296	63
12	Total	1,311,610	\$8,815	81,644	\$899

There are no complimentary services or items in Line 11 "Other" which exceeds 5% of that column's total

* Operations under the ownership of Adamar of New Jersey ceased on March 8, 2010. The new company as of that date is Tropicana Atlantic City Corp.

Under penalties of perjury, I declare that I have examined this report, and to the best of my knowledge and belief, it is true and complete.

April 20, 2010

DATE



CHRISTINA BROOME

V.P. FINANCE 7571-11

TROPICANA CASINO AND RESORT MONTHLY SCHEDULE OF PROMOTIONAL EXPENSES AND ALLOWANCES

FOR THE MONTH MARCH 8, 2010 TO MARCH 31, 2010*

(UNAUDITED)

(\$ IN THOUSANDS)

Line (a)	Description (b)	Promotional Allowances		Promotional Expenses	
		Number of Recipients (c)	Dollar Amount (d)	Number of Recipients (e)	Dollar Amount (f)
1	Rooms	23,468	\$2,190		
2	Food**	190,801	1,072	28,577	161
3	Beverage	528,940	551		
4	Travel			226	68
5	Bus Program Cash	436	22		
6	Promotional Gaming Credits	209,476	2,526		
7	Complimentary Cash Gifts**	22,339	383		
8	Entertainment	6,165	34	928	54
9	Retail & Non-Cash Gifts**			13,253	127
10	Parking			23,118	69
11	Other	20,726	111	6,620	66
12	Total	1,002,351	\$6,890	72,722	\$545

There are no complimentary services or items in Line 11 "Other" which exceeds 5% of that column's total

** Expenses and Recipients are net of a quarterly bankable comp adjustment

FOR THE MONTH ENDED MARCH 31ST, 2009

Line (a)	Description (b)	Promotional Allowances		Promotional Expenses	
		Number of Recipients (c)	Dollar Amount (d)	Number of Recipients (e)	Dollar Amount (f)
1	Rooms				
2	Food				
3	Beverage				
4	Travel				
5	Bus Program Cash				
6	Promotional Gaming Credits				
7	Complimentary Cash Gifts				
8	Entertainment				
9	Retail & Non-Cash Gifts				
10	Parking				
11	Other				
12	Total				

There are no complimentary services or items in Line 11 "Other" which exceeds 5% of that column's total

* Operations under the ownership of Adamar of New Jersey ceased on March 8, 2010. The new company as of that date is Tropicana Atlantic City Corp.

Under penalties of perjury, I declare that I have examined this report, and to the best of my knowledge and belief, it is true and complete.

April 20, 2010

DATE



CHRISTINA BROOME

V.P. FINANCE 7571-11

TRUMP MARINA HOTEL CASINO MONTHLY SCHEDULE OF PROMOTIONAL EXPENSES AND ALLOWANCES

FOR THE MONTH ENDED MARCH 31, 2010

(UNAUDITED)

(\$ IN THOUSANDS)

Line (a)	Description (b)	Promotional Allowances		Promotional Expenses	
		Number of Recipients (c)	Dollar Amount (d)	Number of Recipients (e)	Dollar Amount (f)
1	Rooms	10,314	\$683		
2	Food	46,152	628		
3	Beverage	83,220	354		
4	Travel			320	125
5	Bus Program Cash	2,349	56		
6	Promotional Gaming Credits	54,462	1,247		
7	Complimentary Cash Gifts	29,864	704		
8	Entertainment	99	3	96	8
9	Retail & Non-Cash Gifts	5,584	125	11,885	148
10	Parking			34,404	103
11	Other	2,529	13	991	69
12	Total	234,573	\$3,813	47,696	\$453

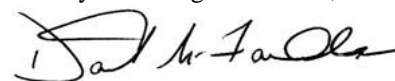
FOR THE MONTH ENDED MARCH 31, 2009

Line (a)	Description (b)	Promotional Allowances		Promotional Expenses	
		Number of Recipients (c)	Dollar Amount (d)	Number of Recipients (e)	Dollar Amount (f)
1	Rooms	10,645	\$798		
2	Food	30,032	630		
3	Beverage	88,170	375		
4	Travel			625	182
5	Bus Program Cash	2,958	71		
6	Promotional Gaming Credits	48,821	1,322		
7	Complimentary Cash Gifts	34,664	942		
8	Entertainment	125	3	69	12
9	Retail & Non-Cash Gifts	6,227	162	21,510	418
10	Parking			41,142	123
11	Other	2,834	18	1,328	12
12	Total	224,476	\$4,321	64,674	\$747

Under penalties of perjury, I declare that I have examined this report, and to the best of my knowledge and belief, it is true and complete.

April 20, 2010

DATE



Daniel McFadden

Vice President of Finance (7167-11)
TITLE (LICENSE NUMBER)

**TRUMP PLAZA HOTEL CASINO
MONTHLY SCHEDULE OF PROMOTIONAL
EXPENSES AND ALLOWANCES**

FOR THE MONTH ENDED MARCH 31, 2010

(UNAUDITED)
(\$ IN THOUSANDS)

Line (a)	Description (b)	Promotional Allowances		Promotional Expenses	
		Number of Recipients (c)	Dollar Amount (d)	Number of Recipients (e)	Dollar Amount (f)
1	Rooms	13,444	1,038		
2	Food	38,039	597		
3	Beverage	89,432	536		
4	Travel			1,263	189
5	Bus Program Cash	26,402	675		
6	Promotional Gaming Credits	16,779	859		
7	Complimentary Cash Gifts	30,907	715		
8	Entertainment	1,380	37	454	18
9	Retail & Non-Cash Gifts	2,349	117	16,038	532
10	Parking			16,461	49
11	Other	902	23	637	39
12	Total	219,634	\$4,597	34,853	\$827

FOR THE MONTH ENDED MARCH 31, 2009

Line (a)	Description (b)	Promotional Allowances		Promotional Expenses	
		Number of Recipients (c)	Dollar Amount (d)	Number of Recipients (e)	Dollar Amount (f)
1	Rooms	14,086	\$1,149	11	\$1
2	Food	44,286	737		
3	Beverage	85,049	510		
4	Travel			1,194	179
5	Bus Program Cash	25,364	595		
6	Promotional Gaming Credits	21,902	813		
7	Complimentary Cash Gifts	50,725	1,143		
8	Entertainment	1,933	42	3	
9	Retail & Non-Cash Gifts	2,302	115	21,614	1,007
10	Parking			20,523	62
11	Other	827	21	825	57
12	Total	246,474	\$5,125	44,170	\$1,306

Under penalties of perjury, I declare that I have examined this report, and to the best of my knowledge and belief, it is true and complete.

April 20, 2010
DATE



Daniel McFadden

Vice President of Finance (7167-11)
TITLE (LICENSE NUMBER)

TRUMP TAJ MAHAL ASSOCIATES, LLC MONTHLY SCHEDULE OF PROMOTIONAL EXPENSES AND ALLOWANCES

FOR THE MONTH ENDED MARCH 31, 2010

(UNAUDITED)
(\$ IN THOUSANDS)

Line (a)	Description (b)	Promotional Allowances		Promotional Expenses	
		Number of Recipients (c)	Dollar Amount (d)	Number of Recipients (e)	Dollar Amount (f)
1	Rooms	48,209	\$2,537		
2	Food	90,920	1,474	3,467	213
3	Beverage	145,876	719		
4	Travel			2,291	517
5	Bus Program Cash	27,121	673		
6	Promotional Gaming Credits	124,572	2,396		
7	Complimentary Cash Gifts	78,042	1,310		
8	Entertainment	1,072	89	53	10
9	Retail & Non-Cash Gifts	8,211	364	17,863	582
10	Parking			38,291	115
11	Other	606	62	3,534	135
12	Total	524,629	\$9,624	65,499	\$1,572

FOR THE MONTH ENDED MARCH 31, 2009

Line (a)	Description (b)	Promotional Allowances		Promotional Expenses	
		Number of Recipients (c)	Dollar Amount (d)	Number of Recipients (e)	Dollar Amount (f)
1	Rooms	33,741	\$2,547		
2	Food	96,206	1,679	3,580	210 *
3	Beverage	149,905	731		
4	Travel			4,532	976
5	Bus Program Cash	29,231	746		
6	Promotional Gaming Credits	141,247	2,043		
7	Complimentary Cash Gifts	105,989	4,350		
8	Entertainment	103	8	362	20
9	Retail & Non-Cash Gifts	15,177	493	13,588	526 *
10	Parking			51,151	153
11	Other	1,239	81	5,600	141 *
12	Total	572,838	\$12,678	78,813	\$2,026

* Amounts indicated with an asterisk have been restated to conform to the current presentation

Under penalties of perjury, I declare that I have examined this report, and to the best of my knowledge and belief, it is true and complete.

April 20, 2010

DATE



James L. Wright

Director of Finance (003507-11)

TITLE (LICENSE NUMBER)