

**ATLANTIC CITY CASINO INDUSTRY
PROMOTIONAL ALLOWANCES AND EXPENSES
For the Month Ended October 2010
(\$ in Thousands)**

| | Monthly | | | Year To Date | | |
|------------------------------|-------------------|------------------|-------------------|---------------------|-------------------|---------------------|
| | <u>Allowances</u> | <u>Expenses</u> | <u>Total</u> | <u>Allowances</u> | <u>Expenses</u> | <u>Total</u> |
| AC Hilton | \$ 4,261 | \$ 459 | 4,720 | \$ 51,496 | \$ 5,342 | 56,838 |
| Bally's AC | 11,371 | 576 | 11,947 | 124,225 | 6,265 | 130,490 |
| Borgata | 17,421 | 2,291 | 19,712 | 177,930 | 22,584 | 200,514 |
| Caesars | 10,712 | 1,150 | 11,862 | 110,081 | 13,353 | 123,434 |
| Harrah's Marina | 12,327 | 1,686 | 14,013 | 136,368 | 14,397 | 150,765 |
| Resorts | 4,375 | 738 | 5,113 | 49,274 | 7,847 | 57,121 |
| Showboat | 9,019 | 244 | 9,263 | 99,473 | 2,438 | 101,911 |
| Tropicana | 8,684 | 702 | 9,386 | 89,277 | 6,803 | 96,080 |
| Trump Marina | 4,307 | 581 | 4,888 | 41,285 | 5,164 | 46,449 |
| Trump Plaza | 4,463 | 948 | 5,411 | 47,255 | 8,950 | 56,205 |
| Trump Taj Mahal | 12,338 | 1,763 | 14,101 | 116,685 | 17,590 | 134,275 |
| Industry | \$ 99,278 | \$ 11,138 | \$ 110,416 | \$ 1,043,349 | \$ 110,733 | \$ 1,154,082 |
| Incr (Decr) vs. Prior Period | -6.5% | -15.6% | -7.5% | -4.5% | -8.7% | -4.9% |

**ATLANTIC CITY CASINO INDUSTRY
PROMOTIONAL ALLOWANCES AND EXPENSES
For the Month Ended October 2009
(\$ in Thousands)**

| | Monthly | | | Year To Date | | |
|-----------------|-------------------|------------------|-------------------|---------------------|-------------------|---------------------|
| | <u>Allowances</u> | <u>Expenses</u> | <u>Total</u> | <u>Allowances</u> | <u>Expenses</u> | <u>Total</u> |
| AC Hilton | \$ 4,965 | \$ 409 | 5,374 | \$ 63,496 | \$ 3,915 | 67,411 |
| Bally's AC | 12,760 | 422 | 13,182 | 122,679 | 5,122 | 127,801 |
| Borgata | 15,213 | 2,210 | 17,423 | 181,919 | 24,108 | 206,027 |
| Caesars | 13,097 | 3,380 | 16,477 | 112,596 | 20,567 | 133,163 |
| Harrah's Marina | 15,064 | 1,321 | 16,385 | 138,535 | 11,092 | 149,627 |
| Resorts | 5,855 | 785 | 6,640 | 60,134 | 8,402 | 68,536 |
| Showboat | 11,774 | 244 | 12,018 | 105,068 | 2,154 | 107,222 |
| Tropicana | 8,419 | 749 | 9,168 | 96,527 | 7,730 | 104,257 |
| Trump Marina | 3,617 | 685 | 4,302 | 43,235 | 6,525 | 49,760 |
| Trump Plaza | 4,751 | 991 | 5,742 | 51,274 | 12,459 | 63,733 |
| Trump Taj Mahal | 10,700 | 1,999 | 12,699 | 117,105 | 19,202 | 136,307 |
| Industry | \$ 106,215 | \$ 13,195 | \$ 119,410 | \$ 1,092,568 | \$ 121,276 | \$ 1,213,844 |

RIH ACQUISITIONS NJ, LLC (Atlantic City Hilton) MONTHLY SCHEDULE OF PROMOTIONAL EXPENSES AND ALLOWANCES

FOR THE MONTH ENDED OCTOBER 31, 2010

(UNAUDITED)

(\$ IN THOUSANDS)

| Line (a) | Description (b) | Promotional Allowances | | Promotional Expenses | |
|-------------|----------------------------|--------------------------------|-------------------------|--------------------------------|-------------------------|
| | | Number of Recipients (c) | Dollar Amount (d) | Number of Recipients (e) | Dollar Amount (f) |
| 1 | Rooms | 17,735 | \$570 | | |
| 2 | Food | 47,653 | 748 | 1,628 | 24 |
| 3 | Beverage | 164,752 | 428 | 3,285 | 9 |
| 4 | Travel | | | 12,238 | 236 |
| 5 | Bus Program Cash | 10,201 | 243 | | |
| 6 | Promotional Gaming Credits | 53,451 | 1,929 | | |
| 7 | Complimentary Cash Gifts | 5,893 | 256 | | |
| 8 | Entertainment | 2,662 | 67 | 59 | 7 |
| 9 | Retail & Non-Cash Gifts | | | 781 | 39 |
| 10 | Parking | | | | |
| 11 | Other | 1,350 | 20 | 3,639 | 144 |
| 12 | Total | 303,697 | \$4,261 | 21,630 | \$459 |

FOR THE MONTH ENDED OCTOBER 31, 2009

| Line (a) | Description (b) | Promotional Allowances | | Promotional Expenses | |
|-------------|----------------------------|--------------------------------|-------------------------|--------------------------------|-------------------------|
| | | Number of Recipients (c) | Dollar Amount (d) | Number of Recipients (e) | Dollar Amount (f) |
| 1 | Rooms | 20,446 | \$669 | | |
| 2 | Food | 36,864 | 673 | 1,524 | 23 |
| 3 | Beverage | 138,503 | 360 | 4,042 | 11 |
| 4 | Travel | | | 10,441 | 183 |
| 5 | Bus Program Cash | 16,648 | 432 | | |
| 6 | Promotional Gaming Credits | 31,147 | 2,404 | | |
| 7 | Complimentary Cash Gifts | 1,047 | 298 | | |
| 8 | Entertainment | 4,446 | 111 | (14) | (2) |
| 9 | Retail & Non-Cash Gifts | | | 644 | 32 |
| 10 | Parking | | | | |
| 11 | Other | 1,193 | 18 | 1,078 | 162 |
| 12 | Total | 250,294 | \$4,965 | 17,715 | \$409 |

Under penalties of perjury, I declare that I have examined this report, and to the best of my knowledge and belief, it is true and complete.

November 19, 2010

DATE



Gregory J. Sherbon

Vice President of Finance (008983-11)
TITLE (LICENSE NUMBER)

Bally's Park Place, Inc (Bally's Atlantic City)
MONTHLY SCHEDULE OF PROMOTIONAL
EXPENSES AND ALLOWANCES

FOR THE MONTH ENDED OCTOBER 31, 2010

(UNAUDITED)

(\$ IN THOUSANDS)

| Line (a) | Description (b) | Promotional Allowances | | Promotional Expenses | |
|-------------|----------------------------|--------------------------------|-------------------------|--------------------------------|-------------------------|
| | | Number of Recipients (c) | Dollar Amount (d) | Number of Recipients (e) | Dollar Amount (f) |
| 1 | Rooms | 66,624 | \$2,561 | | |
| 2 | Food | 118,994 | 1,781 | | |
| 3 | Beverage | 597,406 | 1,195 | | |
| 4 | Travel | | | 1,019 | 232 |
| 5 | Bus Program Cash | 1,276 | 26 | | |
| 6 | Promotional Gaming Credits | 103,104 | 4,298 | | |
| 7 | Complimentary Cash Gifts | 8,312 | 1,162 | | |
| 8 | Entertainment | 480 | 30 | | |
| 9 | Retail & Non-Cash Gifts | 8,754 | 249 | | |
| 10 | Parking | | | | |
| 11 | Other | 10,869 | 69 | 2,193 | 344 |
| 12 | Total | 915,819 | \$11,371 | 3,212 | \$576 |


FOR THE MONTH ENDED OCTOBER 31, 2009

| Line (a) | Description (b) | Promotional Allowances | | Promotional Expenses | |
|-------------|----------------------------|--------------------------------|-------------------------|--------------------------------|-------------------------|
| | | Number of Recipients (c) | Dollar Amount (d) | Number of Recipients (e) | Dollar Amount (f) |
| 1 | Rooms | 95,868 | \$2,443 | | |
| 2 | Food | 148,596 | 2,245 | | |
| 3 | Beverage | 681,595 | 1,363 | | |
| 4 | Travel | | | 1,035 | 171 |
| 5 | Bus Program Cash | 1,185 | 24 | | |
| 6 | Promotional Gaming Credits | 112,126 | 3,793 | | |
| 7 | Complimentary Cash Gifts | 40,266 | 2,505 | | |
| 8 | Entertainment | 1,766 | 9 | | |
| 9 | Retail & Non-Cash Gifts | 8,204 | 290 | | |
| 10 | Parking | | | | |
| 11 | Other | 12,459 | 88 | 7,209 | 251 |
| 12 | Total | 1,102,065 | \$12,760 | 8,244 | \$422 |

Under penalties of perjury, I declare that I have examined this report, and to the best of my knowledge and belief, it is true and complete.

November 22, 2010

DATE



Alex Figueras

7438-11

Vice President of Finance

**BORGATA HOTEL CASINO & SPA
MONTHLY SCHEDULE OF PROMOTIONAL
EXPENSES AND ALLOWANCES**

FOR THE MONTH ENDED OCTOBER 31, 2010

(UNAUDITED)
(\$ IN THOUSANDS)

| Line (a) | Description (b) | Promotional Allowances | | Promotional Expenses | |
|-------------|----------------------------|--------------------------------|-------------------------|--------------------------------|-------------------------|
| | | Number of Recipients (c) | Dollar Amount (d) | Number of Recipients (e) | Dollar Amount (f) |
| 1 | Rooms | 50,469 | \$ 5,965 | | |
| 2 | Food | 120,787 | 2,854 | 75,700 | \$ 757 |
| 3 | Beverage | 552,652 | 1,796 | | |
| 4 | Travel | | | 1,776 | 444 |
| 5 | Bus Program Cash | | | | |
| 6 | Promotional Gaming Credits | 210,787 | 5,270 | | |
| 7 | Complimentary Cash Gifts | 36,874 | 922 | | |
| 8 | Entertainment | 12,418 | 496 | 740 | 73 |
| 9 | Retail & Non-Cash Gifts | 3,360 | 168 | 2,684 | 671 |
| 10 | Parking | | | | |
| 11 | Other | 6,729 | (50) | 87,902 | 346 |
| 12 | Total | 994,076 | \$ 17,421 | 168,802 | \$ 2,291 |

*Promotional Allowances - Other includes \$202K of Spa comps and \$(252K) change in Comp and Slot dollars earned but not redeemed.

FOR THE MONTH ENDED OCTOBER 31, 2009

| Line (a) | Description (b) | Promotional Allowances | | Promotional Expenses | |
|-------------|----------------------------|--------------------------------|-------------------------|--------------------------------|-------------------------|
| | | Number of Recipients (c) | Dollar Amount (d) | Number of Recipients (e) | Dollar Amount (f) |
| 1 | Rooms | 49,276 | \$ 5,952 | | |
| 2 | Food | 123,378 | 2,918 | 72,100 | \$ 721 |
| 3 | Beverage | 551,587 | 1,793 | | |
| 4 | Travel | | | 1,500 | 375 |
| 5 | Bus Program Cash | | | | |
| 6 | Promotional Gaming Credits | 149,361 | 3,734 | | |
| 7 | Complimentary Cash Gifts | 5,990 | 150 | | |
| 8 | Entertainment | 11,135 | 445 | 220 | 22 |
| 9 | Retail & Non-Cash Gifts | 3,629 | 181 | 2,616 | 654 |
| 10 | Parking | | | | |
| 11 | Other | 7,777 | 40 | 95,421 | 438 |
| 12 | Total | 902,133 | \$ 15,213 | 171,857 | \$ 2,210 |

*Promotional Allowances - Other includes \$233K of Spa comps and (\$193K) change in Comp and Slot dollars earned but not redeemed.

Under penalties of perjury, I declare that I have examined this report, and to the best of my knowledge and belief, it is true and complete.

November 22, 2010

DATE



HUGH TURNER

Vice President of Finance 7833-11
TITLE (LICENSE NUMBER)

**BOARDWALK REGENCY CORPORATION
MONTHLY SCHEDULE OF PROMOTIONAL
EXPENSES AND ALLOWANCES**

FOR THE MONTH ENDED OCTOBER, 2010

(UNAUDITED)
(\$ IN THOUSANDS)

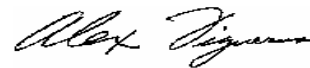
| Line (a) | Description (b) | Promotional Allowances | | Promotional Expenses | |
|-------------|----------------------------|--------------------------------|-------------------------|--------------------------------|-------------------------|
| | | Number of Recipients (c) | Dollar Amount (d) | Number of Recipients (e) | Dollar Amount (f) |
| 1 | Rooms | 47,338 | \$1,919 | | |
| 2 | Food | 51,544 | 1,520 | | |
| 3 | Beverage | 548,652 | 1,097 | | |
| 4 | Travel | | | 1,400 | 438 |
| 5 | Bus Program Cash | | | | |
| 6 | Promotional Gaming Credits | 43,313 | 3,422 | | |
| 7 | Complimentary Cash Gifts | 17,256 | 2,426 | | |
| 8 | Entertainment | 1,097 | 91 | 561 | 82 |
| 9 | Retail & Non-Cash Gifts | 7,154 | 143 | | |
| 10 | Parking | | | | |
| 11 | Other | 8,561 | 94 | 21,800 | 630 |
| 12 | Total | 724,915 | \$10,712 | 23,761 | \$1,150 |

FOR THE MONTH ENDED OCTOBER, 2009

| Line (a) | Description (b) | Promotional Allowances | | Promotional Expenses | |
|-------------|----------------------------|--------------------------------|-------------------------|--------------------------------|-------------------------|
| | | Number of Recipients (c) | Dollar Amount (d) | Number of Recipients (e) | Dollar Amount (f) |
| 1 | Rooms | 55,506 | \$2,229 | | |
| 2 | Food | 53,903 | 1,761 | | |
| 3 | Beverage | 539,847 | 1,080 | | |
| 4 | Travel | | | 1,091 | 474 |
| 5 | Bus Program Cash | | | | |
| 6 | Promotional Gaming Credits | 67,820 | 3,478 | | |
| 7 | Complimentary Cash Gifts | 44,877 | 4,106 | | |
| 8 | Entertainment | 927 | 32 | 168 | 73 |
| 9 | Retail & Non-Cash Gifts | 10,681 | 214 | 2,216 | 2,048 |
| 10 | Parking | | | | |
| 11 | Other | 11,776 | 197 | 38,110 | 785 |
| 12 | Total | 785,337 | \$13,097 | 41,585 | \$3,380 |

Under penalties of perjury, I declare that I have examined this report, and to the best of my knowledge and belief, it is true and complete.

NOVEMBER 22 2010
DATE



Alex Figueras

Vice President of Finance 007438-11
TITLE (LICENSE NUMBER)

HARRAH'S CASINO HOTEL, ATLANTIC CITY MONTHLY SCHEDULE OF PROMOTIONAL EXPENSES AND ALLOWANCES

FOR THE MONTH ENDED OCTOBER 31, 2010

(UNAUDITED)

(\$ IN THOUSANDS)

| Line (a) | Description (b) | Promotional Allowances | | Promotional Expenses | |
|-------------|----------------------------|--------------------------------|-------------------------|--------------------------------|-------------------------|
| | | Number of Recipients (c) | Dollar Amount (d) | Number of Recipients (e) | Dollar Amount (f) |
| 1 | Rooms | 43,280 | \$3,586 | | |
| 2 | Food | 100,742 | 1,998 | | |
| 3 | Beverage | 191,817 | 1,439 | | |
| 4 | Travel | | | 5,849 | 1,686 |
| 5 | Bus Program Cash | 1,073 | 9 | | |
| 6 | Promotional Gaming Credits | 115,923 | 4,069 | | |
| 7 | Complimentary Cash Gifts | 11,110 | 782 | | |
| 8 | Entertainment | 1,821 | 92 | | |
| 9 | Retail & Non-Cash Gifts | 13,488 | 270 | | |
| 10 | Parking | | | | |
| 11 | Other | 11,407 | 82 | | |
| 12 | Total | 490,661 | \$12,327 | 5,849 | \$1,686 |

FOR THE MONTH ENDED OCTOBER 31, 2009

| Line (a) | Description (b) | Promotional Allowances | | Promotional Expenses | |
|-------------|----------------------------|--------------------------------|-------------------------|--------------------------------|-------------------------|
| | | Number of Recipients (c) | Dollar Amount (d) | Number of Recipients (e) | Dollar Amount (f) |
| 1 | Rooms | 61,728 | \$4,015 | | |
| 2 | Food | 128,615 | 2,677 | | |
| 3 | Beverage | 189,704 | 1,423 | | |
| 4 | Travel | | | 4,298 | 1,321 |
| 5 | Bus Program Cash | 730 | 4 | | |
| 6 | Promotional Gaming Credits | 78,852 | 3,560 | | |
| 7 | Complimentary Cash Gifts | 57,240 | 2,747 | | |
| 8 | Entertainment | 860 | 52 | | |
| 9 | Retail & Non-Cash Gifts | 22,909 | 458 | | |
| 10 | Parking | | | | |
| 11 | Other | 15,927 | 128 | | |
| 12 | Total | 556,565 | \$15,064 | 4,298 | \$1,321 |

Under penalties of perjury, I declare that I have examined this report, and to the best of my knowledge and belief, it is true and complete.

November 20, 2010

DATE



Scott Noey

Financial Controller 009094-11

TITLE (LICENSE NUMBER)

**RESORTS INTERNATIONAL HOTEL, INC.
MONTHLY SCHEDULE OF PROMOTIONAL
EXPENSES AND ALLOWANCES**

FOR THE MONTH ENDED OCTOBER 31, 2010

(UNAUDITED)
(\$ IN THOUSANDS)

| Line (a) | Description (b) | Promotional Allowances | | Promotional Expenses | |
|-------------|----------------------------|--------------------------------|-------------------------|--------------------------------|-------------------------|
| | | Number of Recipients (c) | Dollar Amount (d) | Number of Recipients (e) | Dollar Amount (f) |
| 1 | Rooms | 14,182 | \$904 | | |
| 2 | Food | 36,712 | 557 | 5,245 | 184 |
| 3 | Beverage | 58,409 | 380 | | |
| 4 | Travel | | | 2,377 | 110 |
| 5 | Bus Program Cash | 362 | 36 | | |
| 6 | Promotional Gaming Credits | 54,746 | 1,981 | | |
| 7 | Complimentary Cash Gifts | 35,339 | 488 | | |
| 8 | Entertainment | 765 | 23 | 807 | 101 |
| 9 | Retail & Non-Cash Gifts | | | 1,858 | 212 |
| 10 | Parking | | | | |
| 11 | Other | 437 | 6 | 5,227 | 131 |
| 12 | Total | 200,952 | \$4,375 | 15,514 | \$738 |

FOR THE MONTH ENDED OCTOBER 31, 2009

| Line (a) | Description (b) | Promotional Allowances | | Promotional Expenses | |
|-------------|----------------------------|--------------------------------|-------------------------|--------------------------------|-------------------------|
| | | Number of Recipients (c) | Dollar Amount (d) | Number of Recipients (e) | Dollar Amount (f) |
| 1 | Rooms | 15,095 | \$982 | | |
| 2 | Food | 67,266 | 580 | 5,268 | 184 |
| 3 | Beverage | 74,658 | 485 | | |
| 4 | Travel | | | 2,651 | 102 |
| 5 | Bus Program Cash | 9,783 | 268 | | |
| 6 | Promotional Gaming Credits | 75,592 | 2,733 | | |
| 7 | Complimentary Cash Gifts | 32,189 | 763 | | |
| 8 | Entertainment | 1,355 | 39 | 382 | 48 |
| 9 | Retail & Non-Cash Gifts | | | 2,898 | 333 |
| 10 | Parking | | | | |
| 11 | Other | 386 | 5 | 4,712 | 118 |
| 12 | Total | 276,324 | \$5,855 | 15,911 | \$785 |

Under penalties of perjury, I declare that I have examined this report, and to the best of my knowledge and belief, it is true and complete.

November 23, 2010

DATE



Lawrence J, McCabe

Director of Finance 003392-11

TITLE (LICENSE NUMBER)

ATLANTIC CITY SHOWBOAT MONTHLY SCHEDULE OF PROMOTIONAL EXPENSES AND ALLOWANCES

FOR THE MONTH ENDED OCTOBER 31, 2010

(UNAUDITED)
(\$ IN THOUSANDS)

| Line (a) | Description (b) | Promotional Allowances | | Promotional Expenses | |
|-------------|----------------------------|--------------------------------|-------------------------|--------------------------------|-------------------------|
| | | Number of Recipients (c) | Dollar Amount (d) | Number of Recipients (e) | Dollar Amount (f) |
| 1 | Rooms | 25,110 | \$1,926 | | |
| 2 | Food | 97,151 | 1,301 | | |
| 3 | Beverage | 672,353 | 1,012 | | |
| 4 | Travel | | | 516 | 90 |
| 5 | Bus Program Cash | 2,163 | 91 | | |
| 6 | Promotional Gaming Credits | 131,801 | 4,280 | | |
| 7 | Complimentary Cash Gifts | 415 | 254 | | |
| 8 | Entertainment | 980 | 45 | | |
| 9 | Retail & Non-Cash Gifts | 4,850 | 73 | | |
| 10 | Parking | | | | |
| 11 | Other | 4,230 | 37 | 2,054 | 154 |
| 12 | Total | 939,053 | \$9,019 | 2,570 | \$244 |

FOR THE MONTH ENDED OCTOBER 31, 2009

| Line (a) | Description (b) | Promotional Allowances | | Promotional Expenses | |
|-------------|----------------------------|--------------------------------|-------------------------|--------------------------------|-------------------------|
| | | Number of Recipients (c) | Dollar Amount (d) | Number of Recipients (e) | Dollar Amount (f) |
| 1 | Rooms | 25,646 | \$1,968 | | |
| 2 | Food | 120,223 | 1,610 | | |
| 3 | Beverage | 651,629 | 992 | | |
| 4 | Travel | | | 669 | 117 |
| 5 | Bus Program Cash | 3,688 | 107 | | |
| 6 | Promotional Gaming Credits | 183,492 | 5,168 | | |
| 7 | Complimentary Cash Gifts | 27,919 | 1,638 | | |
| 8 | Entertainment | 989 | 46 | | |
| 9 | Retail & Non-Cash Gifts | 9,806 | 147 | | |
| 10 | Parking | | | | |
| 11 | Other | 11,179 | 98 | 1,696 | 127 |
| 12 | Total | 1,034,571 | \$11,774 | 2,365 | \$244 |

Under penalties of perjury, I declare that I have examined this report, and to the best of my knowledge and belief, it is true and complete.

November 20, 2010
DATE



Scott Noey

Financial Controller 009094-11
TITLE (LICENSE NUMBER)

**TROPICANA CASINO AND RESORT
MONTHLY SCHEDULE OF PROMOTIONAL
EXPENSES AND ALLOWANCES**

FOR THE MONTH ENDED OCTOBER 31, 2010

(UNAUDITED)
(\$ IN THOUSANDS)

| Line (a) | Description (b) | Promotional Allowances | | Promotional Expenses | |
|-------------|----------------------------|--------------------------------|-------------------------|--------------------------------|-------------------------|
| | | Number of Recipients (c) | Dollar Amount (d) | Number of Recipients (e) | Dollar Amount (f) |
| 1 | Rooms | 24,238 | \$2,461 | | |
| 2 | Food | 230,992 | 1,211 | 25,500 | 153 |
| 3 | Beverage | 655,704 | 702 | | |
| 4 | Travel | | | 458 | 137 |
| 5 | Bus Program Cash | 400 | 24 | | |
| 6 | Promotional Gaming Credits | 243,724 | 2,524 | | |
| 7 | Complimentary Cash Gifts | 56,166 | 1,610 | | |
| 8 | Entertainment | 2,572 | 16 | 54 | 7 |
| 9 | Retail & Non-Cash Gifts | | | 27,812 | 270 |
| 10 | Parking | | | 24,113 | 72 |
| 11 | Other | 25,499 | 136 | 6,008 | 63 |
| 12 | Total | 1,239,295 | \$8,684 | 83,945 | \$702 |

There are no complimentary services or items in Line 11 "Other" which exceeds 5% of that column's total

FOR THE MONTH ENDED OCTOBER 31, 2009

| Line (a) | Description (b) | Promotional Allowances | | Promotional Expenses | |
|-------------|----------------------------|--------------------------------|-------------------------|--------------------------------|-------------------------|
| | | Number of Recipients (c) | Dollar Amount (d) | Number of Recipients (e) | Dollar Amount (f) |
| 1 | Rooms | 27,579 | \$2,735 | | |
| 2 | Food | 149,041 | 1,461 | 20,223 | 198 |
| 3 | Beverage | 625,820 | 731 | | |
| 4 | Travel | | | 402 | 141 |
| 5 | Bus Program Cash | 54,198 | 558 | | |
| 6 | Promotional Gaming Credits | 188,441 | 1,884 | | |
| 7 | Complimentary Cash Gifts | 38,487 | 851 | | |
| 8 | Entertainment | 32,900 | 66 | 539 | 11 |
| 9 | Retail & Non-Cash Gifts | | | 21,049 | 201 |
| 10 | Parking | | | 27,604 | 83 |
| 11 | Other | 95,700 | 133 | 11,508 | 115 |
| 12 | Total | 1,212,166 | \$8,419 | 81,325 | \$749 |

There are no complimentary services or items in Line 11 "Other" which exceeds 5% of that column's total

Under penalties of perjury, I declare that I have examined this report, and to the best of my knowledge and belief, it is true and complete.

November 19, 2010
DATE


CHRISTINA BROOME

V.P. FINANCE 7571-11

TRUMP MARINA HOTEL CASINO MONTHLY SCHEDULE OF PROMOTIONAL EXPENSES AND ALLOWANCES

FOR THE MONTH ENDED OCTOBER 31, 2010

(UNAUDITED)

(\$ IN THOUSANDS)

| Line (a) | Description (b) | Promotional Allowances | | Promotional Expenses | |
|-------------|----------------------------|--------------------------------|-------------------------|--------------------------------|-------------------------|
| | | Number of Recipients (c) | Dollar Amount (d) | Number of Recipients (e) | Dollar Amount (f) |
| 1 | Rooms | 10,681 | \$722 | | |
| 2 | Food | 30,742 | 647 | | |
| 3 | Beverage | 90,214 | 383 | | |
| 4 | Travel | | | 548 | 195 |
| 5 | Bus Program Cash | 3,122 | 58 | | |
| 6 | Promotional Gaming Credits | 81,880 | 1,726 | | |
| 7 | Complimentary Cash Gifts | 25,912 | 596 | | |
| 8 | Entertainment | | | 4 | 1 |
| 9 | Retail & Non-Cash Gifts | 6,234 | 159 | 11,506 | 200 |
| 10 | Parking | | | 37,681 | 113 |
| 11 | Other | 3,583 | 16 | 1,075 | 72 |
| 12 | Total | 252,368 | \$4,307 | 50,814 | \$581 |

FOR THE MONTH ENDED OCTOBER 31, 2009

| Line (a) | Description (b) | Promotional Allowances | | Promotional Expenses | |
|-------------|----------------------------|--------------------------------|-------------------------|--------------------------------|-------------------------|
| | | Number of Recipients (c) | Dollar Amount (d) | Number of Recipients (e) | Dollar Amount (f) |
| 1 | Rooms | 10,244 | \$802 | | |
| 2 | Food | 26,026 | 540 | | |
| 3 | Beverage | 82,219 | 349 | | |
| 4 | Travel | | | 411 | 128 |
| 5 | Bus Program Cash | 3,434 | 69 | | |
| 6 | Promotional Gaming Credits | 49,413 | 1,012 | | |
| 7 | Complimentary Cash Gifts | 32,946 | 694 | | |
| 8 | Entertainment | 169 | 4 | | |
| 9 | Retail & Non-Cash Gifts | 5,175 | 132 | 16,864 | 412 |
| 10 | Parking | | | 37,453 | 112 |
| 11 | Other | 2,827 | 15 | 835 | 33 |
| 12 | Total | 212,453 | \$3,617 | 55,563 | \$685 |

Under penalties of perjury, I declare that I have examined this report, and to the best of my knowledge and belief, it is true and complete.

November 22, 2010

DATE



Daniel McFadden

Vice President of Finance (7167-11)
TITLE (LICENSE NUMBER)

**TRUMP PLAZA HOTEL CASINO
MONTHLY SCHEDULE OF PROMOTIONAL
EXPENSES AND ALLOWANCES**

FOR THE MONTH ENDED OCTOBER 31, 2010

(UNAUDITED)
(\$ IN THOUSANDS)

| Line (a) | Description (b) | Promotional Allowances | | Promotional Expenses | |
|-------------|----------------------------|--------------------------------|-------------------------|--------------------------------|-------------------------|
| | | Number of Recipients (c) | Dollar Amount (d) | Number of Recipients (e) | Dollar Amount (f) |
| 1 | Rooms | 12,899 | 1,071 | | |
| 2 | Food | 39,995 | 625 | | |
| 3 | Beverage | 82,444 | 494 | | |
| 4 | Travel | | | 1,015 | 152 |
| 5 | Bus Program Cash | 664 | 39 | | |
| 6 | Promotional Gaming Credits | 66,125 | 1,404 | | |
| 7 | Complimentary Cash Gifts | 32,077 | 696 | | |
| 8 | Entertainment | 467 | 10 | 201 | 8 |
| 9 | Retail & Non-Cash Gifts | 2,137 | 107 | 20,325 | 624 |
| 10 | Parking | | | 16,996 | 51 |
| 11 | Other | 670 | 17 | 648 | 113 |
| 12 | Total | 237,478 | \$4,463 | 39,185 | \$948 |

FOR THE MONTH ENDED OCTOBER 31, 2009

| Line (a) | Description (b) | Promotional Allowances | | Promotional Expenses | |
|-------------|----------------------------|--------------------------------|-------------------------|--------------------------------|-------------------------|
| | | Number of Recipients (c) | Dollar Amount (d) | Number of Recipients (e) | Dollar Amount (f) |
| 1 | Rooms | 14,949 | \$1,193 | | |
| 2 | Food | 35,460 | 552 | | |
| 3 | Beverage | 82,974 | 498 | | |
| 4 | Travel | | | 1,274 | 191 |
| 5 | Bus Program Cash | 30,807 | 771 | | |
| 6 | Promotional Gaming Credits | 15,947 | 664 | | |
| 7 | Complimentary Cash Gifts | 33,907 | 908 | | |
| 8 | Entertainment | 1,030 | 58 | 231 | 9 |
| 9 | Retail & Non-Cash Gifts | 1,885 | 94 | 20,844 | 671 |
| 10 | Parking | | | 20,900 | 63 |
| 11 | Other | 496 | 13 | 663 | 57 |
| 12 | Total | 217,455 | \$4,751 | 43,912 | \$991 |

Under penalties of perjury, I declare that I have examined this report, and to the best of my knowledge and belief, it is true and complete.

November 22, 2010

DATE



Daniel McFadden

Vice President of Finance (7167-11)
TITLE (LICENSE NUMBER)

TRUMP TAJ MAHAL ASSOCIATES, LLC
MONTHLY SCHEDULE OF PROMOTIONAL
EXPENSES AND ALLOWANCES

FOR THE MONTH ENDED OCTOBER 31, 2010

(UNAUDITED)
(\$ IN THOUSANDS)

| Line (a) | Description (b) | Promotional Allowances | | Promotional Expenses | |
|-------------|----------------------------|--------------------------------|-------------------------|--------------------------------|-------------------------|
| | | Number of Recipients (c) | Dollar Amount (d) | Number of Recipients (e) | Dollar Amount (f) |
| 1 | Rooms | 33,925 | \$2,630 | | |
| 2 | Food | 98,147 | 1,684 | 4,293 | 244 |
| 3 | Beverage | 161,701 | 820 | | |
| 4 | Travel | | | 2,577 | 669 |
| 5 | Bus Program Cash | 1,071 | 11 | | |
| 6 | Promotional Gaming Credits | 156,957 | 2,903 | | |
| 7 | Complimentary Cash Gifts | 103,059 | 3,710 | | |
| 8 | Entertainment | 0 | 0 | 193 | 52 |
| 9 | Retail & Non-Cash Gifts | 8,434 | 541 | 14,060 | 667 |
| 10 | Parking | | | 43,273 | 130 |
| 11 | Other | 701 | 39 | 4,197 | 1 |
| 12 | Total | 563,995 | \$12,338 | 68,593 | \$1,763 |


FOR THE MONTH ENDED OCTOBER 31, 2009

| Line (a) | Description (b) | Promotional Allowances | | Promotional Expenses | |
|-------------|----------------------------|--------------------------------|-------------------------|--------------------------------|-------------------------|
| | | Number of Recipients (c) | Dollar Amount (d) | Number of Recipients (e) | Dollar Amount (f) |
| 1 | Rooms | 36,487 | \$2,684 | | |
| 2 | Food | 109,913 | 1,665 | 3,724 | 230 * |
| 3 | Beverage | 168,200 | 838 | | |
| 4 | Travel | | | 2,591 | 632 |
| 5 | Bus Program Cash | 38,379 | 906 | | |
| 6 | Promotional Gaming Credits | 87,062 | 1,296 | | |
| 7 | Complimentary Cash Gifts | 92,539 | 2,815 | | |
| 8 | Entertainment | 966 | 51 | 204 | 86 |
| 9 | Retail & Non-Cash Gifts | 8,342 | 369 | 20,794 | 675 |
| 10 | Parking | | | 49,722 | 149 |
| 11 | Other | 786 | 76 | 3,961 | 227 * |
| 12 | Total | 542,674 | \$10,700 | 80,996 | \$1,999 |

* Amounts indicated with an asterisk have been restated to conform to the current presentation

Under penalties of perjury, I declare that I have examined this report, and to the best of my knowledge and belief, it is true and complete.

November 22, 2010
DATE


James L. Wright

Director of Finance (003507-11)
TITLE (LICENSE NUMBER)