

**ATLANTIC CITY CASINO INDUSTRY
PROMOTIONAL ALLOWANCES AND EXPENSES
For the Month Ended September 2010
(\$ in Thousands)**

	<u>Monthly</u>			<u>Year To Date</u>		
	<u>Allowances</u>	<u>Expenses</u>	<u>Total</u>	<u>Allowances</u>	<u>Expenses</u>	<u>Total</u>
AC Hilton	\$ 5,484	\$ 636	6,120	\$ 47,235	\$ 4,883	52,118
Bally's AC	11,736	728	12,464	112,854	5,689	118,543
Borgata	17,837	2,179	20,016	160,509	20,293	180,802
Caesars	11,344	1,233	12,577	99,369	12,203	111,572
Harrah's Marina Resorts	13,188	1,310	14,498	124,041	12,711	136,752
	4,692	731	5,423	44,899	7,109	52,008
Showboat	9,397	228	9,625	90,454	2,194	92,648
Tropicana	10,172	782	10,954	80,593	6,101	86,694
Trump Marina	4,723	624	5,347	36,978	4,583	41,561
Trump Plaza	4,729	939	5,668	42,792	8,002	50,794
Trump Taj Mahal	13,535	1,778	15,313	104,347	15,827	120,174
Industry	\$ 106,837	\$ 11,168	\$ 118,005	\$ 944,071	\$ 99,595	\$ 1,043,666
Incr (Decr) vs. Prior Period	-7.1%	-5.3%	-7.0%	-4.3%	-7.9%	-4.6%

**ATLANTIC CITY CASINO INDUSTRY
PROMOTIONAL ALLOWANCES AND EXPENSES
For the Month Ended September 2009
(\$ in Thousands)**

	<u>Monthly</u>			<u>Year To Date</u>		
	<u>Allowances</u>	<u>Expenses</u>	<u>Total</u>	<u>Allowances</u>	<u>Expenses</u>	<u>Total</u>
AC Hilton	\$ 5,008	\$ 501	5,509	\$ 58,531	\$ 3,506	62,037
Bally's AC	13,524	472	13,996	109,919	4,700	114,619
Borgata	19,003	2,227	21,230	166,706	21,898	188,604
Caesars	13,603	2,450	16,053	99,499	17,187	116,686
Harrah's Marina Resorts	16,349	1,269	17,618	123,471	9,771	133,242
	5,968	803	6,771	54,279	7,617	61,896
Showboat	11,434	225	11,659	93,294	1,910	95,204
Tropicana	10,209	777	10,986	88,108	6,981	95,089
Trump Marina	3,924	539	4,463	39,618	5,840	45,458
Trump Plaza	4,640	848	5,488	46,523	11,468	57,991
Trump Taj Mahal	11,396	1,688	13,084	106,405	17,203	123,608
Industry	\$ 115,058	\$ 11,799	\$ 126,857	\$ 986,353	\$ 108,081	\$ 1,094,434

RIH ACQUISITIONS NJ, LLC (Atlantic City Hilton)

MONTHLY SCHEDULE OF PROMOTIONAL EXPENSES AND ALLOWANCES

FOR THE MONTH ENDED SEPTEMBER 30, 2010

(UNAUDITED)

(\$ IN THOUSANDS)

Line (a)	Description (b)	Promotional Allowances		Promotional Expenses	
		Number of Recipients (c)	Dollar Amount (d)	Number of Recipients (e)	Dollar Amount (f)
1	Rooms	20,464	\$774		
2	Food	54,890	921	1,825	27
3	Beverage	171,268	445	3,914	10
4	Travel			12,694	252
5	Bus Program Cash	14,391	344		
6	Promotional Gaming Credits	33,705	2,714		
7	Complimentary Cash Gifts	1,308	229		
8	Entertainment	1,335	33	82	10
9	Retail & Non-Cash Gifts			1,437	72
10	Parking				
11	Other	1,630	24	8,170	265
12	Total	298,991	\$5,484	28,122	\$636

FOR THE MONTH ENDED SEPTEMBER 30, 2009

Line (a)	Description (b)	Promotional Allowances		Promotional Expenses	
		Number of Recipients (c)	Dollar Amount (d)	Number of Recipients (e)	Dollar Amount (f)
1	Rooms	22,572	\$824		
2	Food	45,145	761	1,807	27
3	Beverage	165,225	430	792	12
4	Travel			13,220	239
5	Bus Program Cash	15,553	435		
6	Promotional Gaming Credits	37,731	2,302		
7	Complimentary Cash Gifts	493	114		
8	Entertainment	4,853	121	20	3
9	Retail & Non-Cash Gifts			753	37
10	Parking				
11	Other	1,422	21	1,942	183
12	Total	292,994	\$5,008	18,534	\$501

Under penalties of perjury, I declare that I have examined this report, and to the best of my knowledge and belief, it is true and complete.

October 20, 2010

DATE



Gregory J. Sherbon

Vice President of Finance (008983-11)
TITLE (LICENSE NUMBER)

Bally's Park Place, Inc (Bally's Atlantic City)
MONTHLY SCHEDULE OF PROMOTIONAL
EXPENSES AND ALLOWANCES

FOR THE MONTH ENDED SEPTEMBER 30, 2010

(UNAUDITED)

(\$ IN THOUSANDS)

Line (a)	Description (b)	Promotional Allowances		Promotional Expenses	
		Number of Recipients (c)	Dollar Amount (d)	Number of Recipients (e)	Dollar Amount (f)
1	Rooms	67,542	\$2,534		
2	Food	146,507	1,971		
3	Beverage	646,600	1,293		
4	Travel			922	219
5	Bus Program Cash	1,145	23		
6	Promotional Gaming Credits	107,441	4,312		
7	Complimentary Cash Gifts	10,008	1,234		
8	Entertainment	578	36		
9	Retail & Non-Cash Gifts	8,741	261		
10	Parking				
11	Other	11,022	72	4,230	509
12	Total	999,584	\$11,736	5,152	\$728


FOR THE MONTH ENDED SEPTEMBER 30, 2009

Line (a)	Description (b)	Promotional Allowances		Promotional Expenses	
		Number of Recipients (c)	Dollar Amount (d)	Number of Recipients (e)	Dollar Amount (f)
1	Rooms	99,120	\$2,776		
2	Food	147,601	2,319		
3	Beverage	696,028	1,392		
4	Travel			818	137
5	Bus Program Cash	746	15		
6	Promotional Gaming Credits	116,360	4,557		
7	Complimentary Cash Gifts	33,781	1,989		
8	Entertainment	16,265	81		
9	Retail & Non-Cash Gifts	7,896	291		
10	Parking				
11	Other	15,109	104	5,964	335
12	Total	1,132,906	\$13,524	6,782	\$472

Under penalties of perjury, I declare that I have examined this report, and to the best of my knowledge and belief, it is true and complete.

October 20, 2010

DATE



Alex Figueras

7438-11

Vice President of Finance

**BORGATA HOTEL CASINO & SPA
MONTHLY SCHEDULE OF PROMOTIONAL
EXPENSES AND ALLOWANCES**

FOR THE MONTH ENDED SEPTEMBER 30, 2010

(UNAUDITED)
(\$ IN THOUSANDS)

Line (a)	Description (b)	Promotional Allowances		Promotional Expenses	
		Number of Recipients (c)	Dollar Amount (d)	Number of Recipients (e)	Dollar Amount (f)
1	Rooms	50,980	6,070		
2	Food	132,008	3,018	73,300	733
3	Beverage	548,018	1,781		
4	Travel			1,792	448
5	Bus Program Cash				
6	Promotional Gaming Credits	224,741	5,619		
7	Complimentary Cash Gifts	31,112	778		
8	Entertainment	9,455	378	90	9
9	Retail & Non-Cash Gifts	3,723	186	2,876	719
10	Parking				
11	Other	7,101	7	95,846	270
12	Total	1,007,138	\$17,837	173,904	\$2,179

*Promotional Allowances - Other includes \$213K of Spa comps and \$(206K) change in Comp and Slot dollars earned but not redeemed.

FOR THE MONTH ENDED SEPTEMBER 30, 2009

Line (a)	Description (b)	Promotional Allowances		Promotional Expenses	
		Number of Recipients (c)	Dollar Amount (d)	Number of Recipients (e)	Dollar Amount (f)
1	Rooms	52,476	6,280		
2	Food	136,170	3,160	73,700	737
3	Beverage	589,719	1,917		
4	Travel			1,752	438
5	Bus Program Cash				
6	Promotional Gaming Credits	243,099	6,077		
7	Complimentary Cash Gifts	26,428	661		
8	Entertainment	9,402	376	80	8
9	Retail & Non-Cash Gifts	3,899	195	2,560	640
10	Parking				
11	Other	8,439	337	100,726	404
12	Total	1,069,632	\$19,003	178,818	\$2,227

*Promotional Allowances - Other includes \$253K of Spa comps and \$84K change in Comp and Slot dollars

Under penalties of perjury, I declare that I have examined this report, and to the best of my knowledge and belief, it is true and complete.

October 20, 2010

DATE



HUGH TURNER

Vice President of Finance 7833-11
TITLE (LICENSE NUMBER)

**BOARDWALK REGENCY CORPORATION
MONTHLY SCHEDULE OF PROMOTIONAL
EXPENSES AND ALLOWANCES**

FOR THE MONTH ENDED SEPTEMBER 30, 2010

(UNAUDITED)
(\$ IN THOUSANDS)

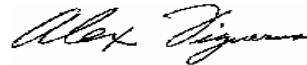
Line (a)	Description (b)	Promotional Allowances		Promotional Expenses	
		Number of Recipients (c)	Dollar Amount (d)	Number of Recipients (e)	Dollar Amount (f)
1	Rooms	45,922	\$1,873		
2	Food	53,227	1,750		
3	Beverage	469,941	940		
4	Travel			1,420	527
5	Bus Program Cash				
6	Promotional Gaming Credits	61,912	4,045		
7	Complimentary Cash Gifts	19,273	2,408		
8	Entertainment	537	35	304	33
9	Retail & Non-Cash Gifts	9,641	193		
10	Parking				
11	Other	8,875	100	23,219	673
12	Total	669,328	\$11,344	24,943	\$1,233

FOR THE MONTH ENDED SEPTEMBER 30, 2009

Line (a)	Description (b)	Promotional Allowances		Promotional Expenses	
		Number of Recipients (c)	Dollar Amount (d)	Number of Recipients (e)	Dollar Amount (f)
1	Rooms	50,616	\$2,008		
2	Food	61,738	1,997		
3	Beverage	574,486	1,149		
4	Travel			920	399
5	Bus Program Cash				
6	Promotional Gaming Credits	103,254	4,846		
7	Complimentary Cash Gifts	66,364	3,232		
8	Entertainment	629	47	180	31
9	Retail & Non-Cash Gifts	9,543	190	3,091	1,036
10	Parking				
11	Other	11,773	134	55,221	984
12	Total	878,403	\$13,603	59,412	\$2,450

Under penalties of perjury, I declare that I have examined this report, and to the best of my knowledge and belief, it is true and complete.

OCTOBER 20, 2010
DATE



Alex Figueras

Vice President of Finance 007438-11
TITLE (LICENSE NUMBER)

HARRAH'S CASINO HOTEL, ATLANTIC CITY MONTHLY SCHEDULE OF PROMOTIONAL EXPENSES AND ALLOWANCES

FOR THE MONTH ENDED SEPTEMBER 30, 2010

(UNAUDITED)

(\$ IN THOUSANDS)

Line (a)	Description (b)	Promotional Allowances		Promotional Expenses	
		Number of Recipients (c)	Dollar Amount (d)	Number of Recipients (e)	Dollar Amount (f)
1	Rooms	48,739	\$3,929		
2	Food	117,355	2,460		
3	Beverage	202,171	1,516		
4	Travel			5,812	1,310
5	Bus Program Cash	910	8		
6	Promotional Gaming Credits	119,177	3,925		
7	Complimentary Cash Gifts	18,289	912		
8	Entertainment	1,978	87		
9	Retail & Non-Cash Gifts	12,899	258		
10	Parking				
11	Other	11,396	93		
12	Total	532,914	\$13,188	5,812	\$1,310

FOR THE MONTH ENDED SEPTEMBER 30, 2009

Line (a)	Description (b)	Promotional Allowances		Promotional Expenses	
		Number of Recipients (c)	Dollar Amount (d)	Number of Recipients (e)	Dollar Amount (f)
1	Rooms	51,546	\$4,091		
2	Food	146,084	3,103		
3	Beverage	179,333	1,345		
4	Travel			5,490	1,269
5	Bus Program Cash	950	12		
6	Promotional Gaming Credits	104,511	4,830		
7	Complimentary Cash Gifts	56,037	2,534		
8	Entertainment	856	33		
9	Retail & Non-Cash Gifts	14,950	299		
10	Parking				
11	Other	12,726	102		
12	Total	566,993	\$16,349	5,490	\$1,269

Under penalties of perjury, I declare that I have examined this report, and to the best of my knowledge and belief, it is true and complete.

October 20, 2010

DATE



Scott Noey

Financial Controller 009094-11

TITLE (LICENSE NUMBER)

**RESORTS INTERNATIONAL HOTEL, INC.
MONTHLY SCHEDULE OF PROMOTIONAL
EXPENSES AND ALLOWANCES**

FOR THE MONTH ENDED SEPTEMBER 30, 2010

(UNAUDITED)
(\$ IN THOUSANDS)

Line (a)	Description (b)	Promotional Allowances		Promotional Expenses	
		Number of Recipients (c)	Dollar Amount (d)	Number of Recipients (e)	Dollar Amount (f)
1	Rooms	16,093	\$984		
2	Food	39,646	613	5,336	187
3	Beverage	64,060	416		
4	Travel			2,889	161
5	Bus Program Cash	285	27		
6	Promotional Gaming Credits	54,368	1,925		
7	Complimentary Cash Gifts	40,675	676		
8	Entertainment	392	43	847	106
9	Retail & Non-Cash Gifts			1,426	163
10	Parking				
11	Other	568	8	4,557	114
12	Total	216,087	\$4,692	15,055	\$731

FOR THE MONTH ENDED SEPTEMBER 30, 2009

Line (a)	Description (b)	Promotional Allowances		Promotional Expenses	
		Number of Recipients (c)	Dollar Amount (d)	Number of Recipients (e)	Dollar Amount (f)
1	Rooms	16,920	\$1,000		
2	Food	77,273	641	5,345	187
3	Beverage	75,144	488		
4	Travel			3,335	146
5	Bus Program Cash	7,965	308		
6	Promotional Gaming Credits	88,967	2,920		
7	Complimentary Cash Gifts	32,209	578		
8	Entertainment	320	27	1,005	126
9	Retail & Non-Cash Gifts			1,816	209
10	Parking				
11	Other	444	6	5,414	135
12	Total	299,242	\$5,968	16,915	\$803

Under penalties of perjury, I declare that I have examined this report, and to the best of my knowledge and belief, it is true and complete.

October 21, 2010

DATE



Lawrence J, McCabe

Director of Finance 003392-11

TITLE (LICENSE NUMBER)

ATLANTIC CITY SHOWBOAT MONTHLY SCHEDULE OF PROMOTIONAL EXPENSES AND ALLOWANCES

FOR THE MONTH ENDED SEPTEMBER 30, 2010

(UNAUDITED)
(\$ IN THOUSANDS)

Line (a)	Description (b)	Promotional Allowances		Promotional Expenses	
		Number of Recipients (c)	Dollar Amount (d)	Number of Recipients (e)	Dollar Amount (f)
1	Rooms	26,818	\$2,058		
2	Food	101,682	1,362		
3	Beverage	560,843	888		
4	Travel			509	89
5	Bus Program Cash	1,896	82		
6	Promotional Gaming Credits	140,423	4,521		
7	Complimentary Cash Gifts	29	291		
8	Entertainment	1,636	76		
9	Retail & Non-Cash Gifts	5,096	76		
10	Parking				
11	Other	4,966	43	1,847	139
12	Total	843,389	\$9,397	2,356	\$228

FOR THE MONTH ENDED SEPTEMBER 30, 2009

Line (a)	Description (b)	Promotional Allowances		Promotional Expenses	
		Number of Recipients (c)	Dollar Amount (d)	Number of Recipients (e)	Dollar Amount (f)
1	Rooms	27,681	\$2,124		
2	Food	120,615	1,615		
3	Beverage	708,938	1,049		
4	Travel			577	101
5	Bus Program Cash	7,087	216		
6	Promotional Gaming Credits	148,021	4,443		
7	Complimentary Cash Gifts	27,785	1,617		
8	Entertainment	2,802	130		
9	Retail & Non-Cash Gifts	7,372	110		
10	Parking				
11	Other	14,875	130	1,649	124
12	Total	1,065,176	\$11,434	2,226	\$225

Under penalties of perjury, I declare that I have examined this report, and to the best of my knowledge and belief, it is true and complete.

October 20, 2010
DATE



Scott Noey

Financial Controller 009094-11
TITLE (LICENSE NUMBER)

TROPICANA CASINO AND RESORT MONTHLY SCHEDULE OF PROMOTIONAL EXPENSES AND ALLOWANCES

FOR THE MONTH ENDED SEPTEMBER 30, 2010

(UNAUDITED)
(\$ IN THOUSANDS)

Line (a)	Description (b)	Promotional Allowances		Promotional Expenses	
		Number of Recipients (c)	Dollar Amount (d)	Number of Recipients (e)	Dollar Amount (f)
1	Rooms	27,415	\$2,605		
2	Food	253,132	1,423	36,539	223
3	Beverage	685,591	760		
4	Travel			634	190
5	Bus Program Cash	317	25		
6	Promotional Gaming Credits	303,870	3,606		
7	Complimentary Cash Gifts	55,463	1,590		
8	Entertainment	3,137	18	254	23
9	Retail & Non-Cash Gifts			15,358	146
10	Parking			28,086	84
11	Other	26,124	145	11,559	116
12	Total	1,355,049	\$10,172	92,430	\$782

There are no complimentary services or items in Line 11 "Other" which exceeds 5% of that column's total

FOR THE MONTH ENDED SEPTEMBER 30, 2009

Line (a)	Description (b)	Promotional Allowances		Promotional Expenses	
		Number of Recipients (c)	Dollar Amount (d)	Number of Recipients (e)	Dollar Amount (f)
1	Rooms	25,798	\$2,553		
2	Food	168,296	1,649	17,744	174
3	Beverage	673,240	799		
4	Travel			267	93
5	Bus Program Cash	58,280	677		
6	Promotional Gaming Credits	263,817	3,333		
7	Complimentary Cash Gifts	41,519	1,023		
8	Entertainment	13,850	28	932	19
9	Retail & Non-Cash Gifts			31,176	300
10	Parking			30,912	93
11	Other	104,780	147	9,813	98
12	Total	1,349,580	\$10,209	90,844	\$777

There are no complimentary services or items in Line 11 "Other" which exceeds 5% of that column's total

Under penalties of perjury, I declare that I have examined this report, and to the best of my knowledge and belief, it is true and complete.

October 20, 2010

DATE



CHRISTINA BROOME

V.P. FINANCE 7571-11

TRUMP MARINA HOTEL CASINO MONTHLY SCHEDULE OF PROMOTIONAL EXPENSES AND ALLOWANCES

FOR THE MONTH ENDED SEPTEMBER 30, 2010

(UNAUDITED)

(\$ IN THOUSANDS)

Line (a)	Description (b)	Promotional Allowances		Promotional Expenses	
		Number of Recipients (c)	Dollar Amount (d)	Number of Recipients (e)	Dollar Amount (f)
1	Rooms	11,447	\$769		
2	Food	35,409	687		
3	Beverage	98,453	418		
4	Travel			508	154
5	Bus Program Cash	2,929	59		
6	Promotional Gaming Credits	72,961	1,619		
7	Complimentary Cash Gifts	29,705	989		
8	Entertainment	487	11	107	11
9	Retail & Non-Cash Gifts	6,375	155	7,708	176
10	Parking			39,997	120
11	Other	3,443	16	1,104	163
12	Total	261,209	\$4,723	49,424	\$624

FOR THE MONTH ENDED SEPTEMBER 30, 2009

Line (a)	Description (b)	Promotional Allowances		Promotional Expenses	
		Number of Recipients (c)	Dollar Amount (d)	Number of Recipients (e)	Dollar Amount (f)
1	Rooms	10,825	\$797		
2	Food	31,202	620		
3	Beverage	84,306	358		
4	Travel			455	140
5	Bus Program Cash	4,237	85		
6	Promotional Gaming Credits	52,897	1,131		
7	Complimentary Cash Gifts	33,618	794		
8	Entertainment	315	6	60	14
9	Retail & Non-Cash Gifts	5,349	117	19,094	315
10	Parking			42,724	128
11	Other	2,654	16	1,562	(58)
12	Total	225,403	\$3,924	63,895	\$539

Under penalties of perjury, I declare that I have examined this report, and to the best of my knowledge and belief, it is true and complete.

October 13, 2010

DATE



Daniel McFadden

Vice President of Finance (7167-11)
TITLE (LICENSE NUMBER)

**TRUMP PLAZA HOTEL CASINO
MONTHLY SCHEDULE OF PROMOTIONAL
EXPENSES AND ALLOWANCES**

FOR THE MONTH ENDED SEPTEMBER 30, 2010

(UNAUDITED)
(\$ IN THOUSANDS)

Line (a)	Description (b)	Promotional Allowances		Promotional Expenses	
		Number of Recipients (c)	Dollar Amount (d)	Number of Recipients (e)	Dollar Amount (f)
1	Rooms	14,080	1,115		
2	Food	46,863	760		
3	Beverage	81,369	488		
4	Travel			937	141
5	Bus Program Cash	682	37		
6	Promotional Gaming Credits	66,474	1,446		
7	Complimentary Cash Gifts	31,900	703		
8	Entertainment	2,245	50	283	11
9	Retail & Non-Cash Gifts	2,225	111	18,375	597
10	Parking			18,134	54
11	Other	759	19	695	136
12	Total	246,597	\$4,729	38,424	\$939

FOR THE MONTH ENDED SEPTEMBER 30, 2009

Line (a)	Description (b)	Promotional Allowances		Promotional Expenses	
		Number of Recipients (c)	Dollar Amount (d)	Number of Recipients (e)	Dollar Amount (f)
1	Rooms	15,027	\$1,162		(\$2)
2	Food	38,451	582		
3	Beverage	87,706	526		
4	Travel			995	149
5	Bus Program Cash	28,266	712		
6	Promotional Gaming Credits	15,491	575		
7	Complimentary Cash Gifts	36,982	880		
8	Entertainment	2,557	56	521	21
9	Retail & Non-Cash Gifts	2,605	130	20,292	673
10	Parking			20,902	63
11	Other	684	17	859	(56)
12	Total	227,769	\$4,640	43,569	\$848

Under penalties of perjury, I declare that I have examined this report, and to the best of my knowledge and belief, it is true and complete.

October 13, 2010

DATE



Daniel McFadden

Vice President of Finance (7167-11)
TITLE (LICENSE NUMBER)

TRUMP TAJ MAHAL ASSOCIATES, LLC
MONTHLY SCHEDULE OF PROMOTIONAL
EXPENSES AND ALLOWANCES

FOR THE MONTH ENDED SEPTEMBER 30, 2010

(UNAUDITED)
(\$ IN THOUSANDS)

Line (a)	Description (b)	Promotional Allowances		Promotional Expenses	
		Number of Recipients (c)	Dollar Amount (d)	Number of Recipients (e)	Dollar Amount (f)
1	Rooms	37,726	\$2,703		
2	Food	122,522	1,952	3,791	235
3	Beverage	173,549	865		
4	Travel			2,870	698
5	Bus Program Cash	39,872	51		
6	Promotional Gaming Credits	147,631	3,109		
7	Complimentary Cash Gifts	103,728	4,101		
8	Entertainment	8,944	289	87	15
9	Retail & Non-Cash Gifts	8,326	433	17,735	528
10	Parking			52,272	157
11	Other	724	32	4,642	145
12	Total	643,022	\$13,535	81,397	\$1,778


FOR THE MONTH ENDED SEPTEMBER 30, 2009

Line (a)	Description (b)	Promotional Allowances		Promotional Expenses	
		Number of Recipients (c)	Dollar Amount (d)	Number of Recipients (e)	Dollar Amount (f)
1	Rooms	35,949	\$2,581		
2	Food	116,079	1,689	3,675	206 *
3	Beverage	149,867	741		
4	Travel			2,658	656
5	Bus Program Cash	35,207	816		
6	Promotional Gaming Credits	83,214	1,109		
7	Complimentary Cash Gifts	123,791	3,761		
8	Entertainment	4,353	269	598	116
9	Retail & Non-Cash Gifts	8,069	370	11,905	514
10	Parking			48,005	144
11	Other	648	60	3,278	52 *
12	Total	557,177	\$11,396	70,119	\$1,688

* Amounts indicated with an asterisk have been restated to conform to the current presentation

Under penalties of perjury, I declare that I have examined this report, and to the best of my knowledge and belief, it is true and complete.

October 20, 2010
DATE


James L. Wright

Director of Finance (003507-11)
TITLE (LICENSE NUMBER)