

**ATLANTIC CITY CASINO INDUSTRY  
PROMOTIONAL ALLOWANCES AND EXPENSES  
For the Month Ended August 2011  
(\$ in Thousands)**

	Monthly			Year To Date		
	<u>Allowances</u>	<u>Expenses</u>	<u>Total</u>	<u>Allowances</u>	<u>Expenses</u>	<u>Total</u>
ACH (Atlantic Club)	\$ 4,406	\$ 261	4,667	\$ 35,323	\$ 2,801	38,124
Bally's AC	11,623	1,274	12,897	98,120	4,667	102,787
Borgata	18,232	2,177	20,409	150,737	19,305	170,042
Caesars	11,667	1,533	13,200	84,714	9,278	93,992
Harrah's	13,308	1,803	15,111	110,821	13,569	124,390
Resorts (a)	6,219	1,137	7,356	48,114	10,441	58,555
Showboat	9,121	317	9,438	76,055	2,141	78,196
Tropicana (b)	9,874	798	10,672	74,451	5,198	79,649
Golden Nugget (c)	3,636	111	3,747	27,955	1,467	29,422
Trump Plaza	3,282	345	3,627	35,014	3,329	38,343
Trump Taj Mahal	9,114	1,098	10,212	82,899	8,156	91,055
<b>Industry</b>	<b>\$ 100,482</b>	<b>\$ 10,854</b>	<b>\$ 111,336</b>	<b>\$ 824,203</b>	<b>\$ 80,352</b>	<b>\$ 904,555</b>
Incr (Decr) vs. Prior Period	<b>-18.3%</b>	<b>-18.0%</b>	<b>-18.3%</b>	<b>-1.6%</b>	<b>-9.1%</b>	<b>-2.3%</b>

**ATLANTIC CITY CASINO INDUSTRY  
PROMOTIONAL ALLOWANCES AND EXPENSES  
For the Month Ended August 2010**

	Monthly			Year To Date		
	<u>Allowances</u>	<u>Expenses</u>	<u>Total</u>	<u>Allowances</u>	<u>Expenses</u>	<u>Total</u>
ACH (Atlantic Club)	\$ 6,876	\$ 613	\$ 7,489	\$ 41,751	\$ 4,247	\$ 45,998
Bally's AC	13,057	806	13,863	101,118	4,961	106,079
Borgata	20,309	2,531	22,840	142,672	18,114	160,786
Caesars	12,911	1,719	14,630	88,025	10,970	98,995
Harrah's	16,226	1,775	18,001	110,853	11,401	122,254
Resorts (a)	5,967	1,040	7,007	40,207	6,378	46,585
Showboat	11,415	292	11,707	81,057	1,966	83,023
Tropicana (b)	10,487	879	11,366	70,421	5,319	75,740
Trump Marina (c)	4,853	433	5,286	32,255	3,959	36,214
Trump Plaza	5,986	1,029	7,015	38,063	7,063	45,126
Trump Taj Mahal	14,910	2,120	17,030	90,812	14,049	104,861
<b>Industry</b>	<b>\$ 122,997</b>	<b>\$ 13,237</b>	<b>\$ 136,234</b>	<b>\$ 837,234</b>	<b>\$ 88,427</b>	<b>\$ 925,661</b>

- (a) Results reflect Resorts under RIH, Inc. ownership through December 6, 2010 and DGMB, LLC thereafter.  
(b) Results reflect Tropicana under Adamar of NJ ownership through March 7, 2010 and Tropicana Atlantic City Corp. thereafter.  
(c) Results reflect Trump Marina through May 23, 2011 and Golden Nugget thereafter.

**(ACH) RIH ACQUISITIONS NJ, LLC  
MONTHLY SCHEDULE OF PROMOTIONAL  
EXPENSES AND ALLOWANCES**

FOR THE MONTH ENDED AUGUST 31, 2011

(UNAUDITED)  
(\$ IN THOUSANDS)


Line (a)	Description (b)	Promotional Allowances		Promotional Expenses	
		Number of Recipients (c)	Dollar Amount (d)	Number of Recipients (e)	Dollar Amount (f)
1	Rooms	24,677	\$678		
2	Food	45,356	769	3,204	48
3	Beverage	156,466	407	4,478	12
4	Travel			1,637	71
5	Bus Program Cash	1,130	27		
6	Promotional Gaming Credits	56,294	2,146		
7	Complimentary Cash Gifts	7,129	303		
8	Entertainment	1,686	59	80	10
9	Retail & Non-Cash Gifts			264	13
10	Parking				
11	Other	1,173	17	2,725	107
12	Total	293,911	\$4,406	12,388	\$261

FOR THE MONTH ENDED AUGUST 31, 2010

Line (a)	Description (b)	Promotional Allowances		Promotional Expenses	
		Number of Recipients (c)	Dollar Amount (d)	Number of Recipients (e)	Dollar Amount (f)
1	Rooms	31,228	\$1,117		
2	Food	71,653	1,189	2,535	38
3	Beverage	213,582	556	5,351	14
4	Travel			13,568	282
5	Bus Program Cash	17,324	403		
6	Promotional Gaming Credits	44,631	3,069		
7	Complimentary Cash Gifts	2,968	376		
8	Entertainment	5,340	134		
9	Retail & Non-Cash Gifts			1,984	99
10	Parking				
11	Other	2,094	32	4,573	180
12	Total	388,820	\$6,876	28,011	\$613

Under penalties of perjury, I declare that I have examined this report, and to the best of my knowledge and belief, it is true and complete.

September 20, 2011  
DATE

  
 Vice President of Finance (00000011)  
 TITLE (LICENSE NUMBER)

**Bally's Park Place, Inc (Bally's Atlantic City)**  
**MONTHLY SCHEDULE OF PROMOTIONAL**  
**EXPENSES AND ALLOWANCES**

FOR THE MONTH ENDED AUGUST 31, 2011

(UNAUDITED)  
(\$ IN THOUSANDS)


Line (a)	Description (b)	Promotional Allowances		Promotional Expenses	
		Number of Recipients (c)	Dollar Amount (d)	Number of Recipients (e)	Dollar Amount (f)
1	Rooms	62,906	\$ 2,484		
2	Food	145,189	1,963		
3	Beverage	754,183	1,508		
4	Travel	0		1,106	326
5	Bus Program Cash	222	18		
6	Promotional Gaming Credits	68,441	4,168		
7	Complimentary Cash Gifts	8,135	1,146		
8	Entertainment	500	30	6,903	290
9	Retail & Non-Cash Gifts	7,727	206		
10	Parking	0			
11	Other	16,168	100	4,734	658
12	Total	1,063,471	\$11,623	12,743	\$1,274

FOR THE MONTH ENDED AUGUST 31, 2010

Line (a)	Description (b)	Promotional Allowances		Promotional Expenses	
		Number of Recipients (c)	Dollar Amount (d)	Number of Recipients (e)	Dollar Amount (f)
1	Rooms	69,352	\$2,589		
2	Food	179,708	2,417		
3	Beverage	744,781	1,490		
4	Travel	0	0	1,051	282
5	Bus Program Cash	1,155	23		
6	Promotional Gaming Credits	104,098	5,352		
7	Complimentary Cash Gifts	7,815	754		
8	Entertainment	756	40		
9	Retail & Non-Cash Gifts	9,490	285		
10	Parking	0	0		
11	Other	15,220	107	3,197	524
12	Total	1,132,375	\$13,057	4,248	\$806

Under penalties of perjury, I declare that I have examined this report, and to the best of my knowledge and belief, it is true and complete.

September 19, 2011  
DATE



Karen Worman

6320-11  
Vice President of Finance

**BORGATA HOTEL CASINO & SPA  
MONTHLY SCHEDULE OF PROMOTIONAL  
EXPENSES AND ALLOWANCES**

FOR THE MONTH ENDED August 31, 2011

(UNAUDITED)

(\$ IN THOUSANDS)

Line (a)	Description (b)	Promotional Allowances		Promotional Expenses	
		Number of Recipients (c)	Dollar Amount (d)	Number of Recipients (e)	Dollar Amount (f)
1	Rooms	49,988	\$ 5,877		
2	Food	129,209	2,886	90,700	\$ 907
3	Beverage	546,362	1,776		
4	Travel			1,620	405
5	Bus Program Cash				
6	Promotional Gaming Credits	215,189	5,380		
7	Complimentary Cash Gifts	49,803	1,245		
8	Entertainment	10,187	407	540	54
9	Retail & Non-Cash Gifts	4,319	216	2,756	689
10	Parking				
11	Other	8,089	445	99,590	122
12	Total	1,013,146	\$ 18,232	195,206	\$ 2,177

Promotional Allowances - Other includes \$243K of Spa comps, and \$202K change in Comp and Slot dollars earned but not redeemed.

FOR THE MONTH ENDED August 31, 2010

Line (a)	Description (b)	Promotional Allowances		Promotional Expenses	
		Number of Recipients (c)	Dollar Amount (d)	Number of Recipients (e)	Dollar Amount (f)
1	Rooms	53,533	\$ 6,387		
2	Food	160,062	3,645	81,700	\$ 817
3	Beverage	659,201	2,142		
4	Travel			1,732	433
5	Bus Program Cash				
6	Promotional Gaming Credits	244,748	6,119		
7	Complimentary Cash Gifts	37,431	936		
8	Entertainment	19,018	761	380	38
9	Retail & Non-Cash Gifts	3,705	185	3,396	849
10	Parking				
11	Other	9,477	134	106,006	394
12	Total	1,187,175	\$ 20,309	193,214	\$ 2,531

Promotional Allowances - Other includes \$284K of Spa comps, and (\$150K) change in Comp and Slot dollars earned but not redeemed.

Under penalties of perjury, I declare that I have examined this report, and to the best of my knowledge and belief, it is true and complete.

September 20, 2011

DATE



HUGH TURNER

Vice President of Finance 7833-11

TITLE (LICENSE NUMBER)

# BOARDWALK REGENCY CORPORATION MONTHLY SCHEDULE OF PROMOTIONAL EXPENSES AND ALLOWANCES

FOR THE MONTH ENDED AUGUST 31, 2011

(UNAUDITED)

(\$ IN THOUSANDS)

Line (a)	Description (b)	Promotional Allowances		Promotional Expenses	
		Number of Recipients (c)	Dollar Amount (d)	Number of Recipients (e)	Dollar Amount (f)
1	Rooms	42,306	\$1,782		
2	Food	72,141	1,656		
3	Beverage	413,283	827		
4	Travel			1,822	574
5	Bus Program Cash	70	7		
6	Promotional Gaming Credits	55,808	3,800		
7	Complimentary Cash Gifts	31,530	3,125		
8	Entertainment	5,728	212	700	256
9	Retail & Non-Cash Gifts	8,024	160		
10	Parking				
11	Other	10,053	98	27,008	703
12	Total	638,943	\$11,667	29,530	\$1,533

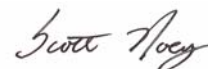
FOR THE MONTH ENDED AUGUST 31, 2010

Line (a)	Description (b)	Promotional Allowances		Promotional Expenses	
		Number of Recipients (c)	Dollar Amount (d)	Number of Recipients (e)	Dollar Amount (f)
1	Rooms	47,894	\$1,973		
2	Food	64,839	2,046		
3	Beverage	625,848	1,252		
4	Travel			1,425	526
5	Bus Program Cash				
6	Promotional Gaming Credits	60,202	4,703		
7	Complimentary Cash Gifts	35,369	2,464		
8	Entertainment	2,690	122	1,746	319
9	Retail & Non-Cash Gifts	10,295	205		
10	Parking				
11	Other	13,439	146	31,276	874
12	Total	860,576	\$12,911	34,447	\$1,719

Under penalties of perjury, I declare that I have examined this report, and to the best of my knowledge and belief, it is true and complete.

September 20, 2011

DATE



Scott Noey

Financial Controller 009094-11  
TITLE (LICENSE NUMBER)

# HARRAH'S CASINO HOTEL, ATLANTIC CITY MONTHLY SCHEDULE OF PROMOTIONAL EXPENSES AND ALLOWANCES

FOR THE MONTH ENDED AUGUST 31, 2011

(UNAUDITED)

(\$ IN THOUSANDS)

Line (a)	Description (b)	Promotional Allowances		Promotional Expenses	
		Number of Recipients (c)	Dollar Amount (d)	Number of Recipients (e)	Dollar Amount (f)
1	Rooms	44,326	\$3,724		
2	Food	122,210	2,524		
3	Beverage	171,431	1,286		
4	Travel	0	0	5,887	1,803
5	Bus Program Cash	117	1		
6	Promotional Gaming Credits	113,912	3,987		
7	Complimentary Cash Gifts	9,032	1,110		
8	Entertainment	6,591	383		
9	Retail & Non-Cash Gifts	10,426	209		
10	Parking	0	0		
11	Other	13,122	84		
12	Total	491,167	\$13,308	5,887	\$1,803

FOR THE MONTH ENDED AUGUST 31, 2010

Line (a)	Description (b)	Promotional Allowances		Promotional Expenses	
		Number of Recipients (c)	Dollar Amount (d)	Number of Recipients (e)	Dollar Amount (f)
1	Rooms	50,310	\$4,074		
2	Food	145,880	3,024		
3	Beverage	253,058	1,898		
4	Travel	0	0	7,024	1,775
5	Bus Program Cash	1,169	19		
6	Promotional Gaming Credits	138,358	5,667		
7	Complimentary Cash Gifts	9,753	838		
8	Entertainment	9,079	313		
9	Retail & Non-Cash Gifts	13,490	270		
10	Parking	0	0		
11	Other	17,375	123		
12	Total	638,472	\$16,226	7,024	\$1,775

Under penalties of perjury, I declare that I have examined this report, and to the best of my knowledge and belief, it is true and complete.

September 20, 2011

DATE



Scott Noey

Financial Controller 009094-11  
TITLE (LICENSE NUMBER)

**DGMB CASINO, LLC**  
**MONTHLY SCHEDULE OF PROMOTIONAL**  
**EXPENSES AND ALLOWANCES**

FOR THE MONTH ENDED AUGUST 31, 2011

(UNAUDITED)  
(\$ IN THOUSANDS)

Line (a)	Description (b)	Promotional Allowances		Promotional Expenses	
		Number of Recipients (c)	Dollar Amount (d)	Number of Recipients (e)	Dollar Amount (f)
1	Rooms	13,232	\$820		
2	Food	44,991	938	7,833	274
3	Beverage	64,037	416		
4	Travel			8,342	381
5	Bus Program Cash	337	34		
6	Promotional Gaming Credits	98,879	3,049		
7	Complimentary Cash Gifts	51,244	845		
8	Entertainment	5,007	108	288	36
9	Retail & Non-Cash Gifts			2,532	291
10	Parking				
11	Other	614	9	6,201	155
12	Total	278,341	\$6,219	25,196	\$1,137

FOR THE MONTH ENDED AUGUST 31, 2010

Line (a)	Description (b)	Promotional Allowances		Promotional Expenses	
		Number of Recipients (c)	Dollar Amount (d)	Number of Recipients (e)	Dollar Amount (f)
1	Rooms	23,392	\$1,353		
2	Food	50,463	760	6,503	228
3	Beverage	77,501	504		
4	Travel			1,353	110
5	Bus Program Cash	330	32		
6	Promotional Gaming Credits	69,208	2,381		
7	Complimentary Cash Gifts	43,543	885		
8	Entertainment	898	41	214	26
9	Retail & Non-Cash Gifts			4,514	519
10	Parking				
11	Other	783	11	6,266	157
12	Total	266,118	\$5,967	18,850	\$1,040

Under penalties of perjury, I declare that I have examined this report, and to the best of my knowledge and belief, it is true and complete.

September 20, 2011

DATE



Lawrence J, McCabe

Director of Finance 003392-11  
TITLE (LICENSE NUMBER)

# ATLANTIC CITY SHOWBOAT, INC MONTHLY SCHEDULE OF PROMOTIONAL EXPENSES AND ALLOWANCES

FOR THE MONTH ENDED AUGUST 31, 2011

(UNAUDITED)

(\$ IN THOUSANDS)

Line (a)	Description (b)	Promotional Allowances		Promotional Expenses	
		Number of Recipients (c)	Dollar Amount (d)	Number of Recipients (e)	Dollar Amount (f)
1	Rooms	22,360	\$1,715	0	\$0
2	Food	115,274	1,544	0	0
3	Beverage	598,599	921	0	0
4	Travel	0	0	616	108
5	Bus Program Cash	1,713	76	0	0
6	Promotional Gaming Credits	133,434	4,330	0	0
7	Complimentary Cash Gifts	15,640	302	0	0
8	Entertainment	3,902	119	150	77
9	Retail & Non-Cash Gifts	4,242	64	0	0
10	Parking	0	0	0	0
11	Other	5,639	50	2,330	132
12	Total	900,803	\$9,121	3,096	\$317

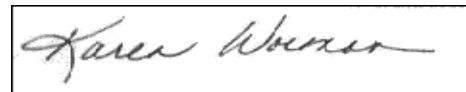
FOR THE MONTH ENDED AUGUST 31, 2010

Line (a)	Description (b)	Promotional Allowances		Promotional Expenses	
		Number of Recipients (c)	Dollar Amount (d)	Number of Recipients (e)	Dollar Amount (f)
1	Rooms	26,584	\$2,039	0	\$0
2	Food	126,629	1,696	0	0
3	Beverage	698,473	1,090	0	0
4	Travel	0	0	597	104
5	Bus Program Cash	1,880	80	0	0
6	Promotional Gaming Credits	165,882	5,751	0	0
7	Complimentary Cash Gifts	5,837	531	0	0
8	Entertainment	1,362	63	0	0
9	Retail & Non-Cash Gifts	6,828	102	0	0
10	Parking	0	0	0	0
11	Other	7,179	63	2,511	188
12	Total	1,040,654	\$11,415	3,108	\$292

Under penalties of perjury, I declare that I have examined this report, and to the best of my knowledge and belief, it is true and complete.

November 11, 2011

DATE



Karen Worman

Vice President of Finance (6320-11)

TITLE (LICENSE NUMBER)



# TROPICANA CASINO AND RESORT MONTHLY SCHEDULE OF PROMOTIONAL EXPENSES AND ALLOWANCES

FOR THE MONTH ENDED AUGUST 31, 2011

(UNAUDITED)  
(\$ IN THOUSANDS)

Line (a)	Description (b)	Promotional Allowances		Promotional Expenses	
		Number of Recipients (c)	Dollar Amount (d)	Number of Recipients (e)	Dollar Amount (f)
1	Rooms	29,166	\$2,147	0	\$0
2	Food	56,885	1,275	7,865	176
3	Beverage	562,230	772	0	0
4	Travel	0	0	692	208
5	Bus Program Cash	317	21	0	0
6	Promotional Gaming Credits	229,670	2,800	0	0
7	Complimentary Cash Gifts	26,237	2,671	0	0
8	Entertainment	9,409	48	204	78
9	Retail & Non-Cash Gifts	0	0	13,938	131
10	Parking	0	0	30,933	93
11	Other	24,027	140	11,180	112
12	Total	937,941	\$9,874	64,812	\$798

There are no complimentary services or items in Line 11 "Other" which exceeds 5% of that column's total.

FOR THE MONTH ENDED AUGUST 31, 2010

Line (a)	Description (b)	Promotional Allowances		Promotional Expenses	
		Number of Recipients (c)	Dollar Amount (d)	Number of Recipients (e)	Dollar Amount (f)
1	Rooms	32,239	\$3,030	0	\$0
2	Food	285,871	1,509	33,427	179
3	Beverage	801,614	897	0	0
4	Travel	0	0	538	161
5	Bus Program Cash	151	13	0	0
6	Promotional Gaming Credits	321,070	3,602	0	0
7	Complimentary Cash Gifts	55,167	1,269	0	0
8	Entertainment	768	15	1,267	82
9	Retail & Non-Cash Gifts	0	0	25,098	242
10	Parking	0	0	34,619	104
11	Other	26,767	152	11,065	111
12	Total	1,523,647	\$10,487	106,014	\$879

There are no complimentary services or items in Line 11 "Other" which exceeds 5% of that column's total.

Under penalties of perjury, I declare that I have examined this report, and to the best of my knowledge and belief, it is true and complete.

September 20, 2011  
DATE

  
CHRISTINA BROOME

V.P. FINANCE 7571-11

# GOLDEN NUGGET MONTHLY SCHEDULE OF PROMOTIONAL EXPENSES AND ALLOWANCES

FOR THE MONTH ENDED AUGUST 31, 2011

(UNAUDITED)

(\$ IN THOUSANDS)

AMENDED JANUARY 12, 2012

Line (a)	Description (b)	Promotional Allowances		Promotional Expenses	
		Number of Recipients	Dollar Amount	Number of Recipients	Dollar Amount
1	Rooms	10,804	\$675	0	\$0
2	Food	21,651	390	6,388	167
3	Beverage	61,916	263	0	0
4	Travel	0	0	132	13
5	Bus Program Cash	0	0	0	0
6	Promotional Gaming Credits	60,099	1,923	0	0
7	Complimentary Cash Gifts	8,026	305	0	0
8	Entertainment	0	0	0	0
9	Retail & Non-Cash Gifts	3,709	49	0	0
10	Parking	0	0	30,978	93
11	Other	1,577	9	0	0
12	Total	167,783	\$3,614	37,498	\$273


FOR THE MONTH ENDED \_\_\_\_\_, 20\_\_ (PRIOR COMPARABLE MONTH)

Line (a)	Description (b)	Promotional Allowances		Promotional Expenses	
		Number of Recipients (c)	Dollar Amount (d)	Number of Recipients (e)	Dollar Amount (f)
1	Rooms				
2	Food				
3	Beverage				
4	Travel				
5	Bus Program Cash				
6	Promotional Gaming Credits				
7	Complimentary Cash Gifts				
8	Entertainment				
9	Retail & Non-Cash Gifts				
10	Parking				
11	Other				
12	Total	0	\$0	0	\$0

Under penalties of perjury, I declare that I have examined this report, and to the best of my knowledge and belief, it is true and complete.

January 12, 2012

DATE



Joe Uhing

Casino Controller 2835.11

**TRUMP PLAZA HOTEL CASINO  
MONTHLY SCHEDULE OF PROMOTIONAL  
EXPENSES AND ALLOWANCES**

FOR THE MONTH ENDED AUGUST 31, 2011 (CURRENT MONTH)

(UNAUDITED)

(\$ IN THOUSANDS)

Line (a)	Description (b)	Promotional Allowances		Promotional Expenses	
		Number of Recipients (c)	Dollar Amount (d)	Number of Recipients (e)	Dollar Amount (f)
1	Rooms	12,009	949	126	13
2	Food	23,827	330	0	0
3	Beverage	70,568	423	0	0
4	Travel	0	0	853	128
5	Bus Program Cash	522	28	0	0
6	Promotional Gaming Credits	52,373	1,345	0	0
7	Complimentary Cash Gifts	5,999	159	0	0
8	Entertainment	0	0	81	3
9	Retail & Non-Cash Gifts	820	41	8,778	176
10	Parking	0	0	11,234	34
11	Other	275	7	311	(9)
12	Total	166,393	\$3,282	21,383	\$345

FOR THE MONTH ENDED AUGUST 31, 2010 (PRIOR COMPARABLE MONTH)

Line (a)	Description (b)	Promotional Allowances		Promotional Expenses	
		Number of Recipients (c)	Dollar Amount (d)	Number of Recipients (e)	Dollar Amount (f)
1	Rooms	16,012	\$1,263	0	(\$4)
2	Food	60,305	926	0	0
3	Beverage	111,289	668	0	0
4	Travel	0	0	1,363	204
5	Bus Program Cash	613	40	0	0
6	Promotional Gaming Credits	83,656	1,795	0	0
7	Complimentary Cash Gifts	41,083	921	0	0
8	Entertainment	10,822	239	566	23
9	Retail & Non-Cash Gifts	2,198	110	18,398	650
10	Parking	0	0	22,190	67
11	Other	965	24	1,158	89
12	Total	326,943	\$5,986	43,675	\$1,029

Under penalties of perjury, I declare that I have examined this report, and to the best of my knowledge and belief, it is true and complete.

September 20, 2011

DATE



Daniel McFadden

Vice President of Finance (7167-11)  
TITLE (LICENSE NUMBER)

**TRUMP TAJ MAHAL ASSOCIATES, LLC**  
**MONTHLY SCHEDULE OF PROMOTIONAL**  
**EXPENSES AND ALLOWANCES**

FOR THE MONTH ENDED AUGUST 31, 2011

(UNAUDITED)  
(\$ IN THOUSANDS)

Line (a)	Description (b)	Promotional Allowances		Promotional Expenses	
		Number of Recipients (c)	Dollar Amount (d)	Number of Recipients (e)	Dollar Amount (f)
1	Rooms	34,305	\$2,412		
2	Food	62,332	1,006	3,289	233
3	Beverage	152,830	749		
4	Travel			2,109	460
5	Bus Program Cash	900	15		
6	Promotional Gaming Credits	153,300	2,843		
7	Complimentary Cash Gifts	71,241	1,943		
8	Entertainment			56	7
9	Retail & Non-Cash Gifts	4,718	105	11,669	248
10	Parking			32,842	99
11	Other	939	41	2,720	51
12	Total	480,565	\$9,114	52,685	\$1,098

FOR THE MONTH ENDED AUGUST 31, 2010

Line (a)	Description (b)	Promotional Allowances		Promotional Expenses	
		Number of Recipients (c)	Dollar Amount (d)	Number of Recipients (e)	Dollar Amount (f)
1	Rooms	40,903	\$2,924		
2	Food	136,137	2,174	4,874	308
3	Beverage	178,268	923		
4	Travel			3,205	635
5	Bus Program Cash	170	32		
6	Promotional Gaming Credits	186,800	3,333		
7	Complimentary Cash Gifts	109,288	4,375		
8	Entertainment	14,071	494	331	65
9	Retail & Non-Cash Gifts	10,183	587	29,176	688
10	Parking			47,575	143
11	Other	714	68	3,934	281
12	Total	676,534	\$14,910	89,095	\$2,120

\* Amounts indicated with an asterisk have been restated to conform to the current presentation.

Under penalties of perjury, I declare that I have examined this report, and to the best of my knowledge and belief, it is true and complete.

September 20, 2011  
DATE



Vice President of Finance (7167-11)  
TITLE (License #)