

**ATLANTIC CITY CASINO INDUSTRY
PROMOTIONAL ALLOWANCES AND EXPENSES
For the Month Ended December 2011
(\$ in Thousands)**

	Monthly			Year To Date		
	Allowances	Expenses	Total	Allowances	Expenses	Total
ACH	\$ 2,840	\$ 176	3,016	\$ 49,750	\$ 3,555	53,305
Bally's AC	9,994	811	10,805	140,986	7,462	148,448
Borgata	17,289	2,331	19,620	224,247	29,029	253,276
Caesars	9,553	1,681	11,234	125,648	14,578	140,226
Harrah's	12,601	1,158	13,759	162,338	20,014	182,352
Resorts (a)	4,986	1,457	6,443	70,234	15,402	85,636
Showboat	7,067	339	7,406	108,316	3,429	111,745
Tropicana (b)	8,909	705	9,614	111,163	8,223	119,386
Golden Nugget (c)	4,711	276	4,987	42,927	2,762	45,689
Trump Plaza	3,424	221	3,645	48,594	4,378	52,972
Trump Taj Mahal	10,321	1,083	11,404	121,543	12,821	134,364
Industry	\$ 91,695	\$ 10,238	\$ 101,933	\$ 1,205,746	\$ 121,653	\$ 1,327,399
Incr (Decr) vs. Prior Period	6.0%	7.8%	6.2%	-1.4%	-7.5%	-2.0%

**ATLANTIC CITY CASINO INDUSTRY
PROMOTIONAL ALLOWANCES AND EXPENSES
For the Month Ended December 2010
(\$ in Thousands)**

	Monthly			Year To Date		
	Allowances	Expenses	Total	Allowances	Expenses	Total
ACH	\$ 3,513	\$ 401	3,914	\$ 58,444	\$ 6,205	64,649
Bally's AC	9,685	724	10,409	144,237	7,886	152,123
Borgata	16,696	2,295	18,991	211,354	26,980	238,334
Caesars	9,432	929	10,361	128,891	15,997	144,888
Harrah's	11,168	927	12,095	159,094	16,446	175,540
Resorts (a)	3,294	338	3,632	56,256	8,816	65,072
Showboat	6,691	249	6,940	114,696	2,928	117,624
Tropicana (b)	10,120	697	10,817	108,919	8,239	117,158
Trump Marina (c)	3,389	457	3,846	49,079	6,378	55,457
Trump Plaza	3,280	723	4,003	54,767	10,454	65,221
Trump Taj Mahal	9,222	1,761	10,983	137,601	21,163	158,764
Industry	\$ 86,490	\$ 9,501	\$ 95,991	\$ 1,223,338	\$ 131,492	\$ 1,354,830

(a) Results reflect Resorts under RIH, Inc. ownership through December 6, 2010 and DGMB, LLC thereafter.

(b) Results reflect Tropicana under Adamar of NJ ownership through March 7, 2010 and Tropicana Atlantic City Corp. thereafter.

(c) Results reflect Trump Marina through May 23, 2011 and Golden Nugget thereafter.

**(ACH) RIH ACQUISITIONS NJ, LLC
MONTHLY SCHEDULE OF PROMOTIONAL
EXPENSES AND ALLOWANCES**

FOR THE MONTH ENDED DECEMBER 31, 2011

(UNAUDITED)
(\$ IN THOUSANDS)

Line (a)	Description (b)	Promotional Allowances		Promotional Expenses	
		Number of Recipients (c)	Dollar Amount (d)	Number of Recipients (e)	Dollar Amount (f)
1	Rooms	13,157	362		
2	Food	26,251	448	2,738	41
3	Beverage	105,971	276	3,412	9
4	Travel			288	21
5	Bus Program Cash	154	7		
6	Promotional Gaming Credits	44,467	1,770		
7	Complimentary Cash Gifts	(844)	(34)		
8	Entertainment				
9	Retail & Non-Cash Gifts			351	18
10	Parking				
11	Other	745	11	2,428	87
12	Total	189,901	\$2,840	9,217	\$176

FOR THE MONTH ENDED DECEMBER 31, 2010

Line (a)	Description (b)	Promotional Allowances		Promotional Expenses	
		Number of Recipients (c)	Dollar Amount (d)	Number of Recipients (e)	Dollar Amount (f)
1	Rooms	16,274	\$427		
2	Food	36,697	597	1,756	26
3	Beverage	131,816	343	2,612	7
4	Travel			11,261	208
5	Bus Program Cash	13,866	356		
6	Promotional Gaming Credits	33,745	1,461		
7	Complimentary Cash Gifts	2,047	103		
8	Entertainment	8,585	215		
9	Retail & Non-Cash Gifts			795	40
10	Parking				
11	Other	770	11	3,298	120
12	Total	243,800	\$3,513	19,722	\$401

Under penalties of perjury, I declare that I have examined this report, and to the best of my knowledge and belief, it is true and complete.

January 20, 2012

DATE



Vice President of Finance (000000 11)
TITLE (LICENSE NUMBER)

Bally's Park Place, Inc (Bally's Atlantic City)
MONTHLY SCHEDULE OF PROMOTIONAL
EXPENSES AND ALLOWANCES

FOR THE MONTH ENDED DECEMBER 31, 2011

(UNAUDITED)
(\$ IN THOUSANDS)

Line (a)	Description (b)	Promotional Allowances		Promotional Expenses	
		Number of Recipients (c)	Dollar Amount (d)	Number of Recipients (e)	Dollar Amount (f)
1	Rooms	63,226	\$2,403		
2	Food	79,523	1,310		
3	Beverage	561,818	1,124		
4	Travel			892	235
5	Bus Program Cash	71	6		
6	Promotional Gaming Credits	43,619	4,004		
7	Complimentary Cash Gifts	20,776	822		
8	Entertainment			6,742	279
9	Retail & Non-Cash Gifts	7,892	257		
10	Parking				
11	Other	9,907	68	2,089	297
12	Total	786,832	\$9,994	9,723	\$811


FOR THE MONTH ENDED DECEMBER 31, 2010

Line (a)	Description (b)	Promotional Allowances		Promotional Expenses	
		Number of Recipients (c)	Dollar Amount (d)	Number of Recipients (e)	Dollar Amount (f)
1	Rooms	62,578	\$2,543		
2	Food	89,035	1,373		
3	Beverage	576,834	1,154		
4	Travel			910	251
5	Bus Program Cash	478	10		
6	Promotional Gaming Credits	83,531	3,292		
7	Complimentary Cash Gifts	44,233	999		
8	Entertainment	316	20		
9	Retail & Non-Cash Gifts	8,165	233		
10	Parking				
11	Other	9,594	61	2,656	473
12	Total	874,764	\$9,685	3,566	\$724

Under penalties of perjury, I declare that I have examined this report, and to the best of my knowledge and belief, it is true and complete.

January 20, 2012

DATE



Karen Worman

6320-11

Vice President of Finance

**BORGATA HOTEL CASINO & SPA
MONTHLY SCHEDULE OF PROMOTIONAL
EXPENSES AND ALLOWANCES**

FOR THE MONTH ENDED DECEMBER 31, 2011

(UNAUDITED)
(\$ IN THOUSANDS)

Line (a)	Description (b)	Promotional Allowances		Promotional Expenses	
		Number of Recipients (c)	Dollar Amount (d)	Number of Recipients (e)	Dollar Amount (f)
1	Rooms	45,744	\$ 5,578		
2	Food	116,127	2,854	92,400	\$ 924
3	Beverage	562,882	1,830		
4	Travel			1,668	417
5	Bus Program Cash				
6	Promotional Gaming Credits	206,178	5,154		
7	Complimentary Cash Gifts	41,104	1,029		
8	Entertainment	7,305	292	270	27
9	Retail & Non-Cash Gifts	6,273	312	2,920	730
10	Parking				
11	Other	8,126	240	99,872	233
12	Total	993,739	\$ 17,289	197,130	\$ 2,331

*Promotional Allowances - Other includes \$244K of Spa comps, \$54K of Comp room incidentals, and \$(58K) change in Comp and Slot dollars earned but not redeemed.

FOR THE MONTH ENDED DECEMBER 31, 2010

Line (a)	Description (b)	Promotional Allowances		Promotional Expenses	
		Number of Recipients (c)	Dollar Amount (d)	Number of Recipients (e)	Dollar Amount (f)
1	Rooms	43,780	\$ 5,393		
2	Food	103,237	2,554	80,000	\$ 800
3	Beverage	521,043	1,693		
4	Travel			2,024	506
5	Bus Program Cash				
6	Promotional Gaming Credits	211,135	5,278		
7	Complimentary Cash Gifts	43,498	1,088		
8	Entertainment	6,563	263	40	4
9	Retail & Non-Cash Gifts	4,478	224	2,656	664
10	Parking				
11	Other	7,113	203	86,662	321
12	Total	940,847	\$ 16,696	171,382	\$ 2,295

*Promotional Allowances - Other includes \$213K of Spa comps and \$(10K) change in Comp and Slot dollars earned but not redeemed.

Under penalties of perjury, I declare that I have examined this report, and to the best of my knowledge and belief, it is true and complete.

January 20, 2012

DATE



HUGH TURNER

Vice President of Finance 7833-11
TITLE (LICENSE NUMBER)

BOARDWALK REGENCY CORPORATION MONTHLY SCHEDULE OF PROMOTIONAL EXPENSES AND ALLOWANCES

FOR THE MONTH ENDED DECEMBER 31, 2011

(UNAUDITED)

(\$ IN THOUSANDS)

Line (a)	Description (b)	Promotional Allowances		Promotional Expenses	
		Number of Recipients (c)	Dollar Amount (d)	Number of Recipients (e)	Dollar Amount (f)
1	Rooms	46,588	\$1,857		
2	Food	59,819	1,501		
3	Beverage	428,565	857		
4	Travel			1,008	329
5	Bus Program Cash	44	5		
6	Promotional Gaming Credits	57,817	3,515		
7	Complimentary Cash Gifts	27,050	1,430		
8	Entertainment	1,217	101	2,942	562
9	Retail & Non-Cash Gifts	10,814	216		
10	Parking				
11	Other	7,502	71	23,296	790
12	Total	639,416	\$9,553	27,246	\$1,681


FOR THE MONTH ENDED DECEMBER 30, 2010

Line (a)	Description (b)	Promotional Allowances		Promotional Expenses	
		Number of Recipients (c)	Dollar Amount (d)	Number of Recipients (e)	Dollar Amount (f)
1	Rooms	47,138	\$1,906		
2	Food	37,941	1,347		
3	Beverage	450,741	901		
4	Travel			1,254	364
5	Bus Program Cash				
6	Promotional Gaming Credits	50,670	3,277		
7	Complimentary Cash Gifts	17,272	1,667		
8	Entertainment	987	80	1,713	442
9	Retail & Non-Cash Gifts	8,955	179		
10	Parking				
11	Other	7,416	75	6,884	123
12	Total	621,120	\$9,432	9,851	\$929

Under penalties of perjury, I declare that I have examined this report, and to the best of my knowledge and belief, it is true and complete.

January 19, 2012

DATE



Scott Noey

Financial Controller 009094-11
TITLE (LICENSE NUMBER)

HARRAH'S CASINO HOTEL, ATLANTIC CITY MONTHLY SCHEDULE OF PROMOTIONAL EXPENSES AND ALLOWANCES

FOR THE MONTH ENDED DECEMBER 31, 2011

(UNAUDITED)

(\$ IN THOUSANDS)

Line (a)	Description (b)	Promotional Allowances		Promotional Expenses	
		Number of Recipients (c)	Dollar Amount (d)	Number of Recipients (e)	Dollar Amount (f)
1	Rooms	43,357	\$3,796		
2	Food	100,528	2,176		
3	Beverage	216,890	1,627		
4	Travel			4,469	1,158
5	Bus Program Cash	3,623	36		
6	Promotional Gaming Credits	118,513	4,148		
7	Complimentary Cash Gifts	3,979	231		
8	Entertainment	2,362	136		
9	Retail & Non-Cash Gifts	17,754	355		
10	Parking				
11	Other	10,795	96		
12	Total	517,801	\$12,601	4,469	\$1,158

FOR THE MONTH ENDED DECEMBER 31, 2010

Line (a)	Description (b)	Promotional Allowances		Promotional Expenses	
		Number of Recipients (c)	Dollar Amount (d)	Number of Recipients (e)	Dollar Amount (f)
1	Rooms	40,444	\$3,409		
2	Food	71,996	1,376		
3	Beverage	173,880	1,304		
4	Travel			2,973	927
5	Bus Program Cash	535	6		
6	Promotional Gaming Credits	97,831	3,302		
7	Complimentary Cash Gifts	9,057	1,284		
8	Entertainment	1,592	83		
9	Retail & Non-Cash Gifts	16,310	326		
10	Parking				
11	Other	10,210	78		
12	Total	421,855	\$11,168	2,973	\$927

Under penalties of perjury, I declare that I have examined this report, and to the best of my knowledge and belief, it is true and complete.

January 19, 2012

DATE



Scott Noey

Financial Controller 009094-11
TITLE (LICENSE NUMBER)

DGMB CASINO, LLC
MONTHLY SCHEDULE OF PROMOTIONAL
EXPENSES AND ALLOWANCES

FOR THE MONTH ENDED DECEMBER 31, 2011

(UNAUDITED)
(\$ IN THOUSANDS)

Line (a)	Description (b)	Promotional Allowances		Promotional Expenses	
		Number of Recipients (c)	Dollar Amount (d)	Number of Recipients (e)	Dollar Amount (f)
1	Rooms	13,690	\$870		
2	Food	23,264	1,035	7,613	266
3	Beverage	75,803	493		
4	Travel			8,254	413
5	Bus Program Cash	305	31		
6	Promotional Gaming Credits	64,434	1,688		
7	Complimentary Cash Gifts	28,865	518		
8	Entertainment	14,735	343	77	10
9	Retail & Non-Cash Gifts			4,074	468
10	Parking				
11	Other	540	8	12,016	300
12	Total	221,636	\$4,986	32,034	\$1,457

FOR THE 25 DAYS ENDED DECEMBER 31, 2010

Line (a)	Description (b)	Promotional Allowances		Promotional Expenses	
		Number of Recipients (c)	Dollar Amount (d)	Number of Recipients (e)	Dollar Amount (f)
1	Rooms	9,010	\$521		
2	Food	13,088	412	3,305	116
3	Beverage	40,087	261		
4	Travel			1,093	43
5	Bus Program Cash	60	5		
6	Promotional Gaming Credits	29,273	1,056		
7	Complimentary Cash Gifts	29,718	371		
8	Entertainment	624	30		
9	Retail & Non-Cash Gifts			236	27
10	Parking				
11	Other	108	2	3,223	81
12	Total	121,968	\$2,658	7,857	\$267

Under penalties of perjury, I declare that I have examined this report, and to the best of my knowledge and belief, it is true and complete.

January 20, 2012

DATE



Lawrence J, McCabe

Director of Finance 003392-11
TITLE (LICENSE NUMBER)

ATLANTIC CITY SHOWBOAT, INC
MONTHLY SCHEDULE OF PROMOTIONAL
EXPENSES AND ALLOWANCES

FOR THE MONTH ENDED DECEMBER 31, 2011

(UNAUDITED)
(\$ IN THOUSANDS)


Line (a)	Description (b)	Promotional Allowances		Promotional Expenses	
		Number of Recipients (c)	Dollar Amount (d)	Number of Recipients (e)	Dollar Amount (f)
1	Rooms	21,042	\$1,614	0	\$0
2	Food	77,046	1,032	0	0
3	Beverage	582,925	889	0	0
4	Travel	0	0	489	86
5	Bus Program Cash	643	36	0	0
6	Promotional Gaming Credits	87,428	2,877	0	0
7	Complimentary Cash Gifts	12,297	434	0	0
8	Entertainment	2,491	78	465	50
9	Retail & Non-Cash Gifts	5,174	78	0	0
10	Parking	0	0	0	0
11	Other	3,423	29	2,917	203
12	Total	792,469	\$7,067	3,871	\$339

FOR THE MONTH ENDED DECEMBER 31, 2010

Line (a)	Description (b)	Promotional Allowances		Promotional Expenses	
		Number of Recipients (c)	Dollar Amount (d)	Number of Recipients (e)	Dollar Amount (f)
1	Rooms	20,711	\$1,589	0	\$0
2	Food	72,367	969	0	0
3	Beverage	498,815	757	0	0
4	Travel	0	0	533	93
5	Bus Program Cash	630	35	0	0
6	Promotional Gaming Credits	85,666	3,025	0	0
7	Complimentary Cash Gifts	31	164	0	0
8	Entertainment	855	40	0	0
9	Retail & Non-Cash Gifts	5,662	85	0	0
10	Parking	0	0	0	0
11	Other	3,136	27	2,075	156
12	Total	687,873	\$6,691	2,608	\$249

Under penalties of perjury, I declare that I have examined this report, and to the best of my knowledge and belief, it is true and complete.

January 20, 2012
DATE



Karen Worman

Vice President of Finance (6320-11)
TITLE (LICENSE NUMBER)

TROPICANA CASINO AND RESORT MONTHLY SCHEDULE OF PROMOTIONAL EXPENSES AND ALLOWANCES

FOR THE MONTH ENDED DECEMBER 31, 2011

(UNAUDITED)
(\$ IN THOUSANDS)

Line (a)	Description (b)	Promotional Allowances		Promotional Expenses	
		Number of Recipients (c)	Dollar Amount (d)	Number of Recipients (e)	Dollar Amount (f)
1	Rooms	32,190	\$2,463	0	\$0
2	Food	65,259	1,384	8,457	180
3	Beverage	563,341	737	0	0
4	Travel	0	0	451	135
5	Bus Program Cash	683	30	0	0
6	Promotional Gaming Credits	26,856	2,869	0	0
7	Complimentary Cash Gifts	17,333	1,276	0	0
8	Entertainment	12,653	62	32	7
9	Retail & Non-Cash Gifts	0	0	17,324	167
10	Parking	0	0	29,901	90
11	Other	16,946	88	12,635	126
12	Total	735,261	\$8,909	68,800	\$705

There are no complimentary services or items in Line 11 "Other" which exceeds 5% of that column's total

FOR THE MONTH ENDED DECEMBER 31, 2010

Line (a)	Description (b)	Promotional Allowances		Promotional Expenses	
		Number of Recipients (c)	Dollar Amount (d)	Number of Recipients (e)	Dollar Amount (f)
1	Rooms	26,493	\$2,541	0	\$0
2	Food	193,716	1,131	36,423	255
3	Beverage	605,333	748	0	0
4	Travel	0	0	809	242
5	Bus Program Cash	979	36	0	0
6	Promotional Gaming Credits*	29,705	2,286	0	0
7	Complimentary Cash Gifts	46,087	3,197	0	0
8	Entertainment	11,901	58	392	6
9	Retail & Non-Cash Gifts	0	0	2,223	14
10	Parking	0	0	22,673	68
11	Other	22,855	123	11,188	112
12	Total	937,069	\$10,120	73,708	\$697

* Recipients revised due to a change in system reporting

There are no complimentary services or items in Line 11 "Other" which exceeds 5% of that column's total

Under penalties of perjury, I declare that I have examined this report, and to the best of my knowledge and belief, it is true and complete.

January 20, 2012
DATE


CHRISTINA BROOME

V.P. FINANCE 7571-11

GOLDEN NUGGET MONTHLY SCHEDULE OF PROMOTIONAL EXPENSES AND ALLOWANCES

FOR THE MONTH ENDED DECEMBER 31, 2011

(UNAUDITED)

(\$ IN THOUSANDS)

Line (a)	Description (b)	Promotional Allowances		Promotional Expenses	
		Number of Recipients (c)	Dollar Amount (d)	Number of Recipients (e)	Dollar Amount (f)
1	Rooms	10,370	\$671		
2	Food	19,187	342	7,232	130
3	Beverage	60,395	257		
4	Travel			65	19
5	Bus Program Cash				
6	Promotional Gaming Credits	36,265	1,567		
7	Complimentary Cash Gifts	20,040	1,639		
8	Entertainment	240	6		
9	Retail & Non-Cash Gifts	17,000	223		
10	Parking			42,333	127
11	Other	1,316	6		
12	Total	164,814	\$4,711	49,630	\$276

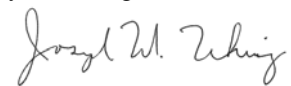
FOR THE MONTH ENDED DECEMBER 31, 2010

Line (a)	Description (b)	Promotional Allowances		Promotional Expenses	
		Number of Recipients (c)	Dollar Amount (d)	Number of Recipients (e)	Dollar Amount (f)
1	Rooms				
2	Food				
3	Beverage				
4	Travel				
5	Bus Program Cash				
6	Promotional Gaming Credits				
7	Complimentary Cash Gifts				
8	Entertainment				
9	Retail & Non-Cash Gifts				
10	Parking				
11	Other				
12	Total	0	\$0	0	\$0

Under penalties of perjury, I declare that I have examined this report, and to the best of my knowledge and belief, it is true and complete.

January 20, 2012

DATE



Joe Uhing

Casino Controller 2835-11

TITLE (LICENSE NUMBER)

**TRUMP PLAZA HOTEL CASINO
MONTHLY SCHEDULE OF PROMOTIONAL
EXPENSES AND ALLOWANCES**

FOR THE MONTH ENDED DECEMBER 31, 2011

(UNAUDITED)
(\$ IN THOUSANDS)

Line (a)	Description (b)	Promotional Allowances		Promotional Expenses	
		Number of Recipients (c)	Dollar Amount (d)	Number of Recipients (e)	Dollar Amount (f)
1	Rooms	10,230	794	1	0
2	Food	23,714	302	0	0
3	Beverage	57,117	343	0	0
4	Travel	0	0	360	54
5	Bus Program Cash	118	9	0	0
6	Promotional Gaming Credits	77,793	1,795	0	0
7	Complimentary Cash Gifts	9,097	143	0	0
8	Entertainment	0	0	0	0
9	Retail & Non-Cash Gifts	623	31	8,378	113
10	Parking	0	0	11,007	33
11	Other	274	7	444	21
12	Total	178,966	\$3,424	20,190	\$221

FOR THE MONTH ENDED DECEMBER 31, 2010

Line (a)	Description (b)	Promotional Allowances		Promotional Expenses	
		Number of Recipients (c)	Dollar Amount (d)	Number of Recipients (e)	Dollar Amount (f)
1	Rooms	11,270	\$910	0	\$0
2	Food	30,113	512	0	0
3	Beverage	71,283	428	0	0
4	Travel	0	0	714	107
5	Bus Program Cash	180	14	0	0
6	Promotional Gaming Credits	43,985	1,011	0	0
7	Complimentary Cash Gifts	11,466	299	0	0
8	Entertainment	0	0	155	6
9	Retail & Non-Cash Gifts	1,807	90	13,394	521 *
10	Parking	0	0	13,923	42
11	Other	658	16	1,077	47
12	Total	170,762	\$3,280	29,263	\$723

* Amounts indicated with an asterisk have been restated to conform to the current presentation

Under penalties of perjury, I declare that I have examined this report, and to the best of my knowledge and belief, it is true and complete.

January 20, 2012

DATE



Daniel McFadden

Vice President of Finance (7167-11)
TITLE (LICENSE NUMBER)

TRUMP TAJ MAHAL ASSOCIATES, LLC
MONTHLY SCHEDULE OF PROMOTIONAL
EXPENSES AND ALLOWANCES

FOR THE MONTH ENDED DECEMBER 31, 2011

(UNAUDITED)
(\$ IN THOUSANDS)

Line (a)	Description (b)	Promotional Allowances		Promotional Expenses	
		Number of Recipients (c)	Dollar Amount (d)	Number of Recipients (e)	Dollar Amount (f)
1	Rooms	33,148	\$2,464		
2	Food	59,177	1,135	3,500	217
3	Beverage	166,166	838		
4	Travel			1,780	253
5	Bus Program Cash	12,333	307		
6	Promotional Gaming Credits	236,561	4,805		
7	Complimentary Cash Gifts	78,734	575		
8	Entertainment			48	43
9	Retail & Non-Cash Gifts	5,377	168	14,555	392
10	Parking			31,984	96
11	Other	636	29	2,414	82
12	Total	592,132	\$10,321	54,281	\$1,083

FOR THE MONTH ENDED DECEMBER 31, 2010

Line (a)	Description (b)	Promotional Allowances		Promotional Expenses	
		Number of Recipients (c)	Dollar Amount (d)	Number of Recipients (e)	Dollar Amount (f)
1	Rooms	31,708	\$2,419		
2	Food	76,698	1,419	3,689	202
3	Beverage	151,269	778		
4	Travel			1,785	355
5	Bus Program Cash	1,240	18		
6	Promotional Gaming Credits	92,908	1,893		
7	Complimentary Cash Gifts	87,080	2,135		
8	Entertainment			287	(4)
9	Retail & Non-Cash Gifts	7,554	484	35,807	1,034
10	Parking			35,302	106
11	Other	620	76	4,166	68
12	Total	449,077	\$9,222	81,036	\$1,761

* Amounts indicated with an asterisk have been restated to conform to the current presentation

Under penalties of perjury, I declare that I have examined this report, and to the best of my knowledge and belief, it is true and complete.

January 20, 2012

DATE



Vice President of Finance (7167-11)

TITLE (License #)