

**ATLANTIC CITY CASINO INDUSTRY  
PROMOTIONAL ALLOWANCES AND EXPENSES  
For the Month Ended October 2011  
(\$ in Thousands)**

	Monthly			Year To Date		
	Allowances	Expenses	Total	Allowances	Expenses	Total
ACH	\$ 4,020	\$ 246	4,266	\$ 43,867	\$ 3,316	47,183
Bally's AC	10,867	751	11,618	120,631	5,968	126,599
Borgata	19,407	2,482	21,889	190,202	24,417	214,619
Caesars	9,705	1,130	10,835	106,463	11,621	118,084
Harrah's	11,901	1,916	13,817	136,577	17,245	153,822
Resorts (a)	5,877	1,259	7,136	60,202	12,756	72,958
Showboat	8,741	375	9,116	93,248	2,759	96,007
Tropicana (b)	8,513	642	9,155	93,258	6,769	100,027
Golden Nugget (c)	3,325	265	3,590	35,213	2,221	37,434
Trump Plaza	3,399	247	3,646	42,060	3,969	46,029
Trump Taj Mahal	9,486	1,043	10,529	102,371	10,308	112,679
<b>Industry</b>	<b>\$ 95,241</b>	<b>\$ 10,356</b>	<b>\$ 105,597</b>	<b>\$ 1,024,092</b>	<b>\$ 101,349</b>	<b>\$ 1,125,441</b>
Incr (Decr) vs. Prior Period	<b>-4.1%</b>	<b>-7.0%</b>	<b>-4.4%</b>	<b>-1.8%</b>	<b>-8.5%</b>	<b>-2.5%</b>

**ATLANTIC CITY CASINO INDUSTRY  
PROMOTIONAL ALLOWANCES AND EXPENSES  
For the Month Ended October 2010  
(\$ in Thousands)**

	Monthly			Year To Date		
	Allowances	Expenses	Total	Allowances	Expenses	Total
ACH	\$ 4,261	\$ 459	4,720	\$ 51,496	\$ 5,342	56,838
Bally's AC	11,371	576	11,947	124,225	6,265	130,490
Borgata	17,421	2,291	19,712	177,930	22,584	200,514
Caesars	10,712	1,150	11,862	110,081	13,353	123,434
Harrah's	12,327	1,686	14,013	136,368	14,397	150,765
Resorts (a)	4,375	738	5,113	49,274	7,847	57,121
Showboat	9,019	244	9,263	99,473	2,438	101,911
Tropicana (b)	8,684	702	9,386	89,277	6,803	96,080
Trump Marina (c)	4,307	581	4,888	41,285	5,164	46,449
Trump Plaza	4,463	948	5,411	47,255	8,950	56,205
Trump Taj Mahal	12,338	1,763	14,101	116,685	17,590	134,275
<b>Industry</b>	<b>\$ 99,278</b>	<b>\$ 11,138</b>	<b>\$ 110,416</b>	<b>\$ 1,043,349</b>	<b>\$ 110,733</b>	<b>\$ 1,154,082</b>

(a) Results reflect Resorts under RIH, Inc. ownership through December 6, 2010 and DGMB, LLC thereafter.

(b) Results reflect Tropicana under Adamar of NJ ownership through March 7, 2010 and Tropicana Atlantic City Corp. thereafter.

(c) Results reflect Trump Marina through May 23, 2011 and Golden Nugget thereafter.

**(ACH) RIH ACQUISITIONS NJ, LLC  
MONTHLY SCHEDULE OF PROMOTIONAL  
EXPENSES AND ALLOWANCES**

FOR THE MONTH ENDED OCTOBER 31, 2011

(UNAUDITED)  
(\$ IN THOUSANDS)

Line (a)	Description (b)	Promotional Allowances		Promotional Expenses	
		Number of Recipients (c)	Dollar Amount (d)	Number of Recipients (e)	Dollar Amount (f)
1	Rooms	15,670	\$473		
2	Food	34,341	578	2,840	43
3	Beverage	126,020	328	4,740	12
4	Travel			1,942	58
5	Bus Program Cash	1,066	26		
6	Promotional Gaming Credits	61,846	2,365		
7	Complimentary Cash Gifts	4,295	178		
8	Entertainment	1,133	57	28	4
9	Retail & Non-Cash Gifts			489	24
10	Parking				
11	Other	974	15	2,784	105
12	Total	245,345	\$4,020	12,823	\$246

FOR THE MONTH ENDED OCTOBER 31, 2010

Line (a)	Description (b)	Promotional Allowances		Promotional Expenses	
		Number of Recipients (c)	Dollar Amount (d)	Number of Recipients (e)	Dollar Amount (f)
1	Rooms	17,735	\$570		
2	Food	47,653	748	1,628	24
3	Beverage	164,752	428	3,285	9
4	Travel			12,238	236
5	Bus Program Cash	10,201	243		
6	Promotional Gaming Credits	53,451	1,929		
7	Complimentary Cash Gifts	5,893	256		
8	Entertainment	2,662	67	59	7
9	Retail & Non-Cash Gifts			781	39
10	Parking				
11	Other	1,350	20	3,639	144
12	Total	303,697	\$4,261	21,630	\$459

Under penalties of perjury, I declare that I have examined this report, and to the best of my knowledge and belief, it is true and complete.

November 21, 2011

DATE



Vice President of Finance (000000 11)  
TITLE (LICENSE NUMBER)

**Bally's Park Place, Inc (Bally's Atlantic City)**  
**MONTHLY SCHEDULE OF PROMOTIONAL**  
**EXPENSES AND ALLOWANCES**

FOR THE MONTH ENDED OCTOBER 31, 2011

(UNAUDITED)  
(\$ IN THOUSANDS)


Line (a)	Description (b)	Promotional Allowances		Promotional Expenses	
		Number of Recipients (c)	Dollar Amount (d)	Number of Recipients (e)	Dollar Amount (f)
1	Rooms	63,956	\$2,377	0	\$0
2	Food	102,439	1,678	0	0
3	Beverage	593,596	1,187	0	0
4	Travel	0	0	1,013	255
5	Bus Program Cash	321	26	0	0
6	Promotional Gaming Credits	62,412	4,188	0	0
7	Complimentary Cash Gifts	24,762	970	0	0
8	Entertainment	5,397	156	300	56
9	Retail & Non-Cash Gifts	7,805	211	0	0
10	Parking	0	0	0	0
11	Other	11,636	74	3,166	440
12	Total	872,324	\$10,867	4,479	\$751

FOR THE MONTH ENDED OCTOBER 31, 2010

Line (a)	Description (b)	Promotional Allowances		Promotional Expenses	
		Number of Recipients (c)	Dollar Amount (d)	Number of Recipients (e)	Dollar Amount (f)
1	Rooms	66,624	\$2,561	0	\$0
2	Food	118,994	1,781	0	0
3	Beverage	597,406	1,195	0	0
4	Travel	0	0	1,019	232
5	Bus Program Cash	1,276	26	0	0
6	Promotional Gaming Credits	103,104	4,298	0	0
7	Complimentary Cash Gifts	8,312	1,162	0	0
8	Entertainment	480	30	0	0
9	Retail & Non-Cash Gifts	8,754	249	0	0
10	Parking	0	0	0	0
11	Other	10,869	69	2,193	344
12	Total	915,819	\$11,371	3,212	\$576

Under penalties of perjury, I declare that I have examined this report, and to the best of my knowledge and belief, it is true and complete.

November 21, 2011  
DATE



Karen Worman

6320-11  
Vice President of Finance

# BORGATA HOTEL CASINO & SPA MONTHLY SCHEDULE OF PROMOTIONAL EXPENSES AND ALLOWANCES

FOR THE MONTH ENDED OCTOBER 31, 2011

(UNAUDITED)

(\$ IN THOUSANDS)

Line (a)	Description (b)	Promotional Allowances		Promotional Expenses	
		Number of Recipients (c)	Dollar Amount (d)	Number of Recipients (e)	Dollar Amount (f)
1	Rooms	51,337	\$ 5,952		
2	Food	118,826	2,769	99,100	\$ 991
3	Beverage	512,148	1,664		
4	Travel			1,488	372
5	Bus Program Cash				
6	Promotional Gaming Credits	282,383	7,060		
7	Complimentary Cash Gifts	38,369	959		
8	Entertainment	11,716	469	450	45
9	Retail & Non-Cash Gifts	4,426	221	2,932	733
10	Parking				
11	Other	7,861	313	106,190	341
12	Total	1,027,066	\$ 19,407	210,160	\$ 2,482

Promotional Allowances - Other includes \$236K of Spa comps, and \$22K change in Comp and Slot dollars earned but not redeemed.

FOR THE MONTH ENDED OCTOBER 31, 2010

Line (a)	Description (b)	Promotional Allowances		Promotional Expenses	
		Number of Recipients (c)	Dollar Amount (d)	Number of Recipients (e)	Dollar Amount (f)
1	Rooms	50,469	\$ 5,965		
2	Food	120,787	2,854	75,700	\$ 757
3	Beverage	552,652	1,796		
4	Travel			1,776	444
5	Bus Program Cash				
6	Promotional Gaming Credits	210,787	5,270		
7	Complimentary Cash Gifts	36,874	922		
8	Entertainment	12,418	496	740	73
9	Retail & Non-Cash Gifts	3,360	168	2,684	671
10	Parking				
11	Other	6,729	(50)	87,902	346
12	Total	994,076	\$ 17,421	168,802	\$ 2,291

Promotional Allowances - Other includes \$202K of Spa comps and \$(252K) change in Comp and Slot dollars earned but not redeemed.

Under penalties of perjury, I declare that I have examined this report, and to the best of my knowledge and belief, it is true and complete.

November 18, 2011  
DATE



HUGH TURNER

Vice President of Finance 7833-11  
TITLE (LICENSE NUMBER)

# BOARDWALK REGENCY CORPORATION MONTHLY SCHEDULE OF PROMOTIONAL EXPENSES AND ALLOWANCES

FOR THE MONTH ENDED OCTOBER 31, 2011

(UNAUDITED)

(\$ IN THOUSANDS)

Line (a)	Description (b)	Promotional Allowances		Promotional Expenses	
		Number of Recipients (c)	Dollar Amount (d)	Number of Recipients (e)	Dollar Amount (f)
1	Rooms	47,716	\$1,905		
2	Food	60,254	1,445		
3	Beverage	418,976	838		
4	Travel			1,140	372
5	Bus Program Cash	82	9		
6	Promotional Gaming Credits	51,513	3,670		
7	Complimentary Cash Gifts	30,676	1,518		
8	Entertainment	1,062	65	474	120
9	Retail & Non-Cash Gifts	8,658	173		
10	Parking				
11	Other	8,926	82	28,446	638
12	Total	627,863	\$9,705	30,060	\$1,130


FOR THE MONTH ENDED OCTOBER 31, 2010

Line (a)	Description (b)	Promotional Allowances		Promotional Expenses	
		Number of Recipients (c)	Dollar Amount (d)	Number of Recipients (e)	Dollar Amount (f)
1	Rooms	47,338	\$1,919		
2	Food	51,544	1,520		
3	Beverage	548,652	1,097		
4	Travel			1,400	438
5	Bus Program Cash				
6	Promotional Gaming Credits	43,313	3,422		
7	Complimentary Cash Gifts	17,256	2,426		
8	Entertainment	1,097	91	561	82
9	Retail & Non-Cash Gifts	7,154	143		
10	Parking				
11	Other	8,561	94	21,800	630
12	Total	724,915	\$10,712	23,761	\$1,150

Under penalties of perjury, I declare that I have examined this report, and to the best of my knowledge and belief, it is true and complete.

November 20, 2011

DATE



Scott Noey

Financial Controller 009094-11  
TITLE (LICENSE NUMBER)

# HARRAH'S CASINO HOTEL, ATLANTIC CITY MONTHLY SCHEDULE OF PROMOTIONAL EXPENSES AND ALLOWANCES

FOR THE MONTH ENDED OCTOBER 31, 2011

(UNAUDITED)

(\$ IN THOUSANDS)

Line (a)	Description (b)	Promotional Allowances		Promotional Expenses	
		Number of Recipients (c)	Dollar Amount (d)	Number of Recipients (e)	Dollar Amount (f)
1	Rooms	45,149	\$3,686		
2	Food	98,232	1,989		
3	Beverage	169,747	1,273		
4	Travel	0	0	6,210	1,916
5	Bus Program Cash	364	4		
6	Promotional Gaming Credits	114,099	3,993		
7	Complimentary Cash Gifts	10,951	346		
8	Entertainment	8,929	260		
9	Retail & Non-Cash Gifts	13,184	264		
10	Parking	0	0		
11	Other	11,788	86		
12	Total	472,443	\$11,901	6,210	\$1,916

FOR THE MONTH ENDED OCTOBER 31, 2010

Line (a)	Description (b)	Promotional Allowances		Promotional Expenses	
		Number of Recipients (c)	Dollar Amount (d)	Number of Recipients (e)	Dollar Amount (f)
1	Rooms	43,280	\$3,586		
2	Food	100,742	1,998		
3	Beverage	191,817	1,439		
4	Travel	0	0	5,849	1,686
5	Bus Program Cash	1,073	9		
6	Promotional Gaming Credits	115,923	4,069		
7	Complimentary Cash Gifts	11,110	782		
8	Entertainment	1,821	92		
9	Retail & Non-Cash Gifts	13,488	270		
10	Parking	0	0		
11	Other	11,407	82		
12	Total	490,661	\$12,327	5,849	\$1,686

Under penalties of perjury, I declare that I have examined this report, and to the best of my knowledge and belief, it is true and complete.

November 20, 2011

DATE



Scott Noey

Financial Controller 009094-11  
TITLE (LICENSE NUMBER)

**DGMB CASINO, LLC**  
**MONTHLY SCHEDULE OF PROMOTIONAL**  
**EXPENSES AND ALLOWANCES**

FOR THE MONTH ENDED OCTOBER 31, 2011

(UNAUDITED)  
(\$ IN THOUSANDS)

Line (a)	Description (b)	Promotional Allowances		Promotional Expenses	
		Number of Recipients (c)	Dollar Amount (d)	Number of Recipients (e)	Dollar Amount (f)
1	Rooms	14,325	\$914		
2	Food	34,986	1,005	6,994	245
3	Beverage	66,080	429		
4	Travel			7,446	337
5	Bus Program Cash	510	51		
6	Promotional Gaming Credits	98,273	2,581		
7	Complimentary Cash Gifts	42,634	550		
8	Entertainment	12,671	338	191	24
9	Retail & Non-Cash Gifts	-	-	2,241	258
10	Parking				
11	Other	634	9	15,791	395
12	Total	270,113	\$5,877	32,663	\$1,259

FOR THE MONTH ENDED OCTOBER 31, 2010

Line (a)	Description (b)	Promotional Allowances		Promotional Expenses	
		Number of Recipients (c)	Dollar Amount (d)	Number of Recipients (e)	Dollar Amount (f)
1	Rooms				
2	Food				
3	Beverage				
4	Travel				
5	Bus Program Cash				
6	Promotional Gaming Credits				
7	Complimentary Cash Gifts				
8	Entertainment				
9	Retail & Non-Cash Gifts				
10	Parking				
11	Other				
12	Total	0	\$0	0	\$0

Under penalties of perjury, I declare that I have examined this report, and to the best of my knowledge and belief, it is true and complete.

November 21, 2011  
DATE

*Lawrence J. McCabe*

Lawrence J, McCabe

Director of Finance 003392-11  
TITLE (LICENSE NUMBER)

# ATLANTIC CITY SHOWBOAT, INC MONTHLY SCHEDULE OF PROMOTIONAL EXPENSES AND ALLOWANCES

FOR THE MONTH ENDED OCTOBER 31, 2011

(UNAUDITED)  
(\$ IN THOUSANDS)

Line (a)	Description (b)	Promotional Allowances		Promotional Expenses	
		Number of Recipients (c)	Dollar Amount (d)	Number of Recipients (e)	Dollar Amount (f)
1	Rooms	23,522	\$1,805	0	\$0
2	Food	88,104	1,180	0	0
3	Beverage	566,525	860	0	0
4	Travel	0	0	646	113
5	Bus Program Cash	2,470	111	0	0
6	Promotional Gaming Credits	135,989	4,405	0	0
7	Complimentary Cash Gifts	8,598	203	0	0
8	Entertainment	1,604	57	286	40
9	Retail & Non-Cash Gifts	5,227	78	0	0
10	Parking	0	0	0	0
11	Other	4,764	42	3,213	222
12	Total	836,803	\$8,741	4,145	\$375


FOR THE MONTH ENDED OCTOBER 31, 2010

Line (a)	Description (b)	Promotional Allowances		Promotional Expenses	
		Number of Recipients (c)	Dollar Amount (d)	Number of Recipients (e)	Dollar Amount (f)
1	Rooms	25,110	\$1,926	0	\$0
2	Food	97,151	1,301	0	0
3	Beverage	672,353	1,012	0	0
4	Travel	0	0	516	90
5	Bus Program Cash	2,163	91	0	0
6	Promotional Gaming Credits	131,801	4,280	0	0
7	Complimentary Cash Gifts	415	254	0	0
8	Entertainment	980	45	0	0
9	Retail & Non-Cash Gifts	4,850	73	0	0
10	Parking	0	0	0	0
11	Other	4,230	37	2,054	154
12	Total	939,053	\$9,019	2,570	\$244

Under penalties of perjury, I declare that I have examined this report, and to the best of my knowledge and belief, it is true and complete.

November 21, 2011

DATE



Karen Worman

Vice President of Finance (6320-11)

TITLE (LICENSE NUMBER)



# TROPICANA CASINO AND RESORT MONTHLY SCHEDULE OF PROMOTIONAL EXPENSES AND ALLOWANCES

FOR THE MONTH ENDED OCTOBER 31, 2011

(UNAUDITED)  
(\$ IN THOUSANDS)

Line (a)	Description (b)	Promotional Allowances		Promotional Expenses	
		Number of Recipients (c)	Dollar Amount (d)	Number of Recipients (e)	Dollar Amount (f)
1	Rooms	30,603	\$2,618	0	\$0
2	Food	79,434	1,555	8,264	162
3	Beverage	528,463	721	0	0
4	Travel	0	0	585	176
5	Bus Program Cash	444	23	0	0
6	Promotional Gaming Credits	32,783	3,158	0	0
7	Complimentary Cash Gifts	18,699	314	0	0
8	Entertainment	797	7	200	32
9	Retail & Non-Cash Gifts	0	0	11,613	106
10	Parking	0	0	33,146	99
11	Other	22,522	117	6,669	67
12	Total	713,745	\$8,513	60,477	\$642

There are no complimentary services or items in Line 11 "Other" which exceeds 5% of that column's total

FOR THE MONTH ENDED OCTOBER 31, 2010

Line (a)	Description (b)	Promotional Allowances		Promotional Expenses	
		Number of Recipients (c)	Dollar Amount (d)	Number of Recipients (e)	Dollar Amount (f)
1	Rooms	24,238	\$2,461	0	\$0
2	Food	230,992	1,211	25,500	153
3	Beverage	655,704	702	0	0
4	Travel	0	0	458	137
5	Bus Program Cash	400	24	0	0
6	Promotional Gaming Credits*	40,279	2,524	0	0
7	Complimentary Cash Gifts	56,166	1,610	0	0
8	Entertainment	2,572	16	54	7
9	Retail & Non-Cash Gifts	0	0	27,812	270
10	Parking	0	0	24,113	72
11	Other	25,499	136	6,008	63
12	Total	1,035,850	\$8,684	83,945	\$702

\* Recipients revised due to a change in system reporting

There are no complimentary services or items in Line 11 "Other" which exceeds 5% of that column's total

Under penalties of perjury, I declare that I have examined this report, and to the best of my knowledge and belief, it is true and complete.

November 21, 2011

DATE



CHRISTINA BROOME

V.P. FINANCE 7571-11

# GOLDEN NUGGET MONTHLY SCHEDULE OF PROMOTIONAL EXPENSES AND ALLOWANCES

FOR THE MONTH ENDED OCTOBER 31, 2011

(UNAUDITED)

(\$ IN THOUSANDS)

AMENDED JANUARY 12, 2012

Line (a)	Description (b)	Promotional Allowances		Promotional Expenses	
		Number of Recipients (c)	Dollar Amount (d)	Number of Recipients (e)	Dollar Amount (f)
1	Rooms	8,918	\$611	0	\$0
2	Food	17,208	310	9,500	171
3	Beverage	61,941	263	0	0
4	Travel	0	0	10	5
5	Bus Program Cash	0	0	0	0
6	Promotional Gaming Credits	46,577	1,664	0	0
7	Complimentary Cash Gifts	8,684	330	0	0
8	Entertainment	84	3	0	0
9	Retail & Non-Cash Gifts	10,426	137	0	0
10	Parking	0	0	29,548	89
11	Other	1,118	7	0	0
12	Total	154,956	\$3,325	39,058	\$265


FOR THE MONTH ENDED \_\_\_\_\_, 20\_\_ (PRIOR COMPARABLE MONTH)

Line (a)	Description (b)	Promotional Allowances		Promotional Expenses	
		Number of Recipients (c)	Dollar Amount (d)	Number of Recipients (e)	Dollar Amount (f)
1	Rooms				
2	Food				
3	Beverage				
4	Travel				
5	Bus Program Cash				
6	Promotional Gaming Credits				
7	Complimentary Cash Gifts				
8	Entertainment				
9	Retail & Non-Cash Gifts				
10	Parking				
11	Other				
12	Total	0	\$0	0	\$0

Under penalties of perjury, I declare that I have examined this report, and to the best of my knowledge and belief, it is true and complete.

January 12, 2012

DATE



Joe Uhing

Casino Controller 2835.11

TITLE (LICENSE NUMBER)

# TRUMP PLAZA HOTEL CASINO MONTHLY SCHEDULE OF PROMOTIONAL EXPENSES AND ALLOWANCES

FOR THE MONTH ENDED OCTOBER 31, 2011

(UNAUDITED)  
(\$ IN THOUSANDS)

Line (a)	Description (b)	Promotional Allowances		Promotional Expenses	
		Number of Recipients (c)	Dollar Amount (d)	Number of Recipients (e)	Dollar Amount (f)
1	Rooms	11,913	955	0	0
2	Food	20,336	301	0	0
3	Beverage	70,897	425	0	0
4	Travel	0	0	421	63
5	Bus Program Cash	495	28	0	0
6	Promotional Gaming Credits	55,301	1,513	0	0
7	Complimentary Cash Gifts	5,268	129	0	0
8	Entertainment	0	0	0	0
9	Retail & Non-Cash Gifts	777	39	9,096	152
10	Parking	0	0	10,964	33
11	Other	358	9	324	(1)
12	Total	165,345	\$3,399	20,805	\$247

FOR THE MONTH ENDED OCTOBER 31, 2010

Line (a)	Description (b)	Promotional Allowances		Promotional Expenses	
		Number of Recipients (c)	Dollar Amount (d)	Number of Recipients (e)	Dollar Amount (f)
1	Rooms	12,899	\$1,071	0	\$0
2	Food	39,995	625	0	0
3	Beverage	82,444	494	0	0
4	Travel	0	0	1,015	152
5	Bus Program Cash	664	39	0	0
6	Promotional Gaming Credits	66,125	1,404	0	0
7	Complimentary Cash Gifts	32,077	696	0	0
8	Entertainment	467	10	201	8
9	Retail & Non-Cash Gifts	2,137	107	20,325	624
10	Parking	0	0	16,996	51
11	Other	670	17	648	113
12	Total	237,478	\$4,463	39,185	\$948

Under penalties of perjury, I declare that I have examined this report, and to the best of my knowledge and belief, it is true and complete.

November 21, 2011

DATE



Daniel McFadden

Vice President of Finance (7167-11)  
TITLE (LICENSE NUMBER)

**TRUMP TAJ MAHAL ASSOCIATES, LLC**  
**MONTHLY SCHEDULE OF PROMOTIONAL**  
**EXPENSES AND ALLOWANCES**

FOR THE MONTH ENDED OCTOBER 31, 2011

(UNAUDITED)  
(\$ IN THOUSANDS)

Line (a)	Description (b)	Promotional Allowances		Promotional Expenses	
		Number of Recipients (c)	Dollar Amount (d)	Number of Recipients (e)	Dollar Amount (f)
1	Rooms	34,384	\$2,577		
2	Food	51,371	948	3,333	208
3	Beverage	143,958	709		
4	Travel			3,151	533
5	Bus Program Cash	674	22		
6	Promotional Gaming Credits	164,293	3,295		
7	Complimentary Cash Gifts	58,013	1,760		
8	Entertainment			12	2
9	Retail & Non-Cash Gifts	5,593	128	13,332	251
10	Parking			34,175	103
11	Other	654	47	2,751	(54)
12	Total	458,940	\$9,486	56,754	\$1,043

FOR THE MONTH ENDED OCTOBER 31, 2010

Line (a)	Description (b)	Promotional Allowances		Promotional Expenses	
		Number of Recipients (c)	Dollar Amount (d)	Number of Recipients (e)	Dollar Amount (f)
1	Rooms	33,925	\$2,630		
2	Food	98,147	1,684	4,293	244
3	Beverage	161,701	820		
4	Travel			2,577	669
5	Bus Program Cash	1,071	11		
6	Promotional Gaming Credits	156,957	2,903		
7	Complimentary Cash Gifts	103,059	3,710		
8	Entertainment			193	52
9	Retail & Non-Cash Gifts	8,434	541	14,060	667
10	Parking			43,273	130
11	Other	701	39	4,197	1
12	Total	563,995	\$12,338	68,593	\$1,763

\* Amounts indicated with an asterisk have been restated to conform to the current presentation

Under penalties of perjury, I declare that I have examined this report, and to the best of my knowledge and belief, it is true and complete.

November 21, 2011  
DATE



Vice President of Finance (7167-11)  
TITLE (License #)