


New Jersey Department of Transportation
Capital Program Support
Spec Year 2001 Item List

06/02/2016

<u>Item Number</u>	<u>Alternate Item ID</u>	<u>Description</u>	<u>Units</u>	<u>Class</u>	<u>Type</u>
020011B01G		TIME COST TO SUBSTANTIALLY COMPLETE THE PROJECT	DAY	OTHR	MISC
020011C21C		PERFORMANCE BOND	LS	OTHR	MISC
020011C21D		PAYMENT BOND	LS	OTHR	MISC
020011C21E		PERFORMANCE BOND AND PAYMENT BOND	LS	OTHR	MISC
020011D21C		FINAL CLEANUP	LS	OTHR	MISC
020011E21C		CONSTRUCTION LAYOUT	LS	SURV	SURV
020011E21D		CONSTRUCTION STAKES AND MARKERS	BU	SURV	SURV
020011E21E		FIELD OFFICE TYPE A SET-UP	U	GENR	COFO
020011E21F		FIELD OFFICE TYPE A MAINTENANCE	MO	GENR	COFO
020011E21G		FIELD OFFICE TELEPHONE SERVICE	LS	GENR	COFO
020011E22E		FIELD OFFICE TYPE A AND S SET-UP	U	GENR	COFO
020011E22F		FIELD OFFICE TYPE A AND S MAINTENANCE	MO	GENR	COFO
020011E23E		FIELD OFFICE TYPE A AND T SET-UP	U	GENR	COFO
020011E23F		FIELD OFFICE TYPE A AND T MAINTENANCE	MO	GENR	COFO
020011E31E		FIELD OFFICE TYPE B SET-UP	U	GENR	COFO
020011E31F		FIELD OFFICE TYPE B MAINTENANCE	MO	GENR	COFO
020011E31G		TELEPHONE SERVICE	LS	GENR	COFO
020011E32E		FIELD OFFICE TYPE B AND S SET-UP	U	GENR	COFO
020011E32F		FIELD OFFICE TYPE B AND S MAINTENANCE	MO	GENR	COFO
020011E33E		FIELD OFFICE TYPE B AND T SET-UP	U	GENR	COFO
020011E33F		FIELD OFFICE TYPE B AND T MAINTENANCE	MO	GENR	COFO
020011E36X		CELLULAR PHONE AND PAGER SERVICE	LS	GENR	COFO
020011E38C		BASE COMPUTER SYSTEM	LS	GENR	COFO
020011E41E		FIELD OFFICE TYPE C SET-UP	U	GENR	COFO
020011E41F		FIELD OFFICE TYPE C MAINTENANCE	MO	GENR	COFO
020011E42E		FIELD OFFICE TYPE C AND S SET-UP	U	GENR	COFO



New Jersey Department of Transportation
Capital Program Support
Spec Year 2001 Item List

06/02/2016


<u>Item Number</u>	<u>Alternate Item ID</u>	<u>Description</u>	<u>Units</u>	<u>Class</u>	<u>Type</u>
020011E42F		FIELD OFFICE TYPE C AND S MAINTENANCE	MO	GENR	COFO
020011E43E		FIELD OFFICE TYPE C AND T SET-UP	U	GENR	COFO
020011E43F		FIELD OFFICE TYPE C AND T MAINTENANCE	MO	GENR	COFO
020011E51E		FIELD OFFICE TYPE D SET-UP	U	GENR	COFO
020011E51F		FIELD OFFICE TYPE D MAINTENANCE	MO	GENR	COFO
020011E52E		FIELD OFFICE TYPE D AND S SET-UP	U	GENR	COFO
020011E52F		FIELD OFFICE TYPE D AND S MAINTENANCE	MO	GENR	COFO
020011E53E		FIELD OFFICE TYPE D AND T SET-UP	U	GENR	COFO
020011E53F		FIELD OFFICE TYPE D AND T MAINTENANCE	MO	GENR	COFO
020011E61E		FIELD OFFICE TYPE E SET-UP	U	GENR	COFO
020011E61F		FIELD OFFICE TYPE E MAINTENANCE	MO	GENR	COFO
020011E71E		FIELD OFFICE TYPE F SET-UP	U	GENR	COFO
020011E71F		FIELD OFFICE TYPE F MAINTENANCE	MO	GENR	COFO
020011E72E		FIELD OFFICE TYPE F AND S SET-UP	U	GENR	COFO
020011E72F		FIELD OFFICE TYPE F AND S MAINTENANCE	MO	GENR	COFO
020011E73E		FIELD OFFICE TYPE F AND T SET-UP	U	GENR	COFO
020011E73F		FIELD OFFICE TYPE F AND T MAINTENANCE	MO	GENR	COFO
020011E81E		FIELD OFFICE TYPE S SET-UP	U	GENR	COFO
020011E81F		FIELD OFFICE TYPE S MAINTENANCE	MO	GENR	COFO
020011E91E		FIELD OFFICE TYPE T SET-UP	U	GENR	COFO
020011E91F		FIELD OFFICE TYPE T MAINTENANCE	MO	GENR	COFO
020011E99R		CONCRETE AT-GRADE RAILROAD CROSSING SYSTEM	LF	MISC	MISC
020011F04E		NUCLEAR DENSITY GAUGE	U	GENR	MAFL
020011F21C		MATERIALS FIELD LABORATORY SET-UP	U	GENR	MAFL
020011F21D		FUEL PRICE ADJUSTMENT	LS	OTHR	MISC
020011F31C		MATERIALS FIELD LABORATORY MAINTENANCE	MO	GENR	MAFL
020011F41C		CURING AND STORAGE FACILITY SET-UP	U	GENR	MAFL
020011F51C		CURING AND STORAGE FACILITY MAINTENANCE	MO	GENR	MAFL
020011F60F		FLEXURAL BEAM TESTING EQUIPMENT	U	GENR	MAFL



New Jersey Department of Transportation
Capital Program Support
Spec Year 2001 Item List

06/02/2016


<u>Item Number</u>	<u>Alternate Item ID</u>	<u>Description</u>	<u>Units</u>	<u>Class</u>	<u>Type</u>
020011G01E		EROSION CHECK, TYPE 1	U	EROC	EROS
020011G02E		EROSION CHECK, TYPE 2	U	EROC	EROS
020011G03E		OIL-WATER SEPARATOR	U	EROC	EROS
020011G05E		HAYBALE CHECK DAM WITH STONE OUTLET	U	EROC	EROS
020011G10E		INLET FILTER	U	EROC	EROS
020011G11E		INLET SEDIMENT TRAPS	U	EROC	EROS
020011G12E		SILT FENCE	LF	EROC	EROS
020011G13E		SILT FENCE, TYPE 1	LF	EROC	EROS
020011G13I		OWNER'S AND CONTRACTOR'S PROTECTIVE LIABILITY INSURANCE	LS	OTHR	MISC
020011G14E		SILT FENCE, TYPE 2	LF	EROC	EROS
020011G15E		TEMPORARY DAMS	LF	EROC	EROS
020011G16E		STAKED TURBIDITY BARRIER	LF	EROC	EROS
020011G17E		FLOATING TURBIDITY BARRIER	LF	EROC	EROS
020011G18E		PORTABLE SLOPE DRAIN	LF	EROC	EROS
020011G19E		RIPRAP LINER	LF	EROC	EROS
020011G20E		ROADWAY EXCAVATION, TEMPORARY EROSION CONTROL	CY	EROC	EROS
020011G21C		TRAINEES	HOUR	TRAN	FEDR
020011G21D		TRAINING REIMBURSEMENT	LS	TRAN	STAT
020011G21E		EMBANKMENT, TEMPORARY EROSION CONTROL	CY	EROC	EROS
020011G22E		TEMPORARY RIPRAP	CY	EROC	EROS
020011G22I		RAILROAD PROTECTIVE LIABILITY INSURANCE	LS	OTHR	MISC
020011G23E		TURBIDITY DAM	LS	EROC	EROS
020011G24E		TEMPORARY STONE CHECK DAMS	CY	EROC	EROS
020011G27E		TEMPORARY SLOPE DRAIN	LF	EROC	EROS
020011G29E		DEWATERING BASIN	U	EROC	EROS
020011G30E		GEOSYNTHETIC CLAY LINER	SY	EROC	EROS
020011G31E		TEMPORARY STONE OUTLET STRUCTURE SEDIMENT TRAP, TYPE I	U	EROC	EROS
020011G32E		TEMPORARY STONE OUTLET STRUCTURE SEDIMENT TRAP, TYPE II	U	EROC	EROS
020011G33E		TEMPORARY STONE OUTLET STRUCTURE SEDIMENT TRAP, TYPE III	U	EROC	EROS



New Jersey Department of Transportation
Capital Program Support
Spec Year 2001 Item List

06/02/2016


<u>Item Number</u>	<u>Alternate Item ID</u>	<u>Description</u>	<u>Units</u>	<u>Class</u>	<u>Type</u>
020011G34I		POLLUTION LIABILITY INSURANCE	LS	OTHR	MISC
020011G39E		EROSION AND SEDIMENT CONTROL EXCAVATION	CY	EROC	EROS
020011G40E		CONSTRUCTION DRIVEWAY	T	EROC	EROS
020011G45R		REMOVAL OF RESIDENTIAL REFUSE	LS	MISC	MISC
020011G50E		PORTABLE NOISE BARRIER	SF	EROC	EROS
020011G60E		DUST CONTROL, CALCIUM CHLORIDE	T	EROC	EROS
020011G70B		MONITORING FOR BOG TURTLES	LS	MISC	ENVR
020011G70W		MONITORING FOR WOOD TURTLES	LS	MISC	ENVR
020011H02Z		TRAVEL	MH	MNBR	TIMA
020011H03Z		TRAVEL - PREMIUM	MH	MNBR	CSTM
020011H10Z		SHOP PREPARATION	MH	MNBR	CSTM
020011H11Z		SHOP PREPARATION - PREMIUM	MH	MNBR	CSTM
020011H13A		ARCHAEOLOGICAL MONITORING	LS	MISC	MISC
020011H14Z		SHOP FABRICATION	MH	MNBR	TIMA
020011H15Z		SHOP FABRICATION - PREMIUM	MH	MNBR	TIMA
020011H20Z		MOBILIZATION OF WORKING BARGE, SELF-PROPELLED	HOUR	MOBL	TIMA
020011H21C		PROGRESS SCHEDULE	LS	SCHD	MISC
020011H21D		MOBILIZATION	LS	MOBL	MISC
020011H21Z		MOBILIZATION OF WORKING BARGE, SELF-PROPELLED - PREMIUM	HOUR	MOBL	TIMA
020011H24Z		MOBILIZATION OF DIVING WORK BOAT	HOUR	MOBL	TIMA
020011H25Z		MOBILIZATION OF DIVING WORK BOAT - PREMIUM	HOUR	MOBL	TIMA
020011H30Z		MOBILIZATION OF LAND BASED PILE DRIVER	HOUR	MOBL	TIMB
020011H31Z		MOBILIZATION OF LAND BASED PILE DRIVER - PREMIUM	HOUR	MOBL	TIMB
020011H34Z		MOBILIZATION OF BARGE BASED PILE DRIVER, 60 FOOT PILES	HOUR	MOBL	TIMB
020011H35Z		MOBILIZATION OF BARGE BASED PILE DRIVER, 60 FOOT PILES - PREMIUM	HOUR	MOBL	TIMB
020011H36Z		MOBILIZATION OF BARGE BASED PILE DRIVER, 80 FOOT PILES	HOUR	MOBL	TIMB
020011H37Z		MOBILIZATION OF BARGE BASED PILE DRIVER, 80 FOOT PILES - PREMIUM	HOUR	MOBL	TIMB
020011H51Z		MOBILIZATION OF TRAFFIC CONTROL	DAY	MOBL	MISC
020011I01Z		MATERIALS	U	MNBR	TIMA



New Jersey Department of Transportation
Capital Program Support
Spec Year 2001 Item List

06/02/2016


<u>Item Number</u>	<u>Alternate Item ID</u>	<u>Description</u>	<u>Units</u>	<u>Class</u>	<u>Type</u>
020011I10Z		SPECIALTY SERVICES AND EQUIPMENT	U	MNBR	TIMA
020011I15E		WARRANTY FOR LONG LIFE TRAFFIC STRIPES OR TRAFFIC MARKINGS	LS	OTHR	MISC
020011J01F		CONSTRUCTION SIGNS, 36" X 36 X 36"	U	MNTC	SIGN
020011J01G		CONSTRUCTION SIGNS, 60" X 24"	U	MNTC	SIGN
020011J03F		CONSTRUCTION SIGNS, 36" X 12"	U	MNTC	SIGN
020011J05F		CONSTRUCTION SIGNS, 36" X 18"	U	MNTC	SIGN
020011J07F		CONSTRUCTION SIGNS, 36" X 24"	U	MNTC	SIGN
020011J11E		CONSTRUCTION SIGNS, 12" X 18"	U	MNTC	SIGN
020011J11F		CONSTRUCTION SIGNS, 36" X 36"	U	MNTC	SIGN
020011J11G		CONSTRUCTION SIGNS, 60" X 30"	U	MNTC	SIGN
020011J18E		CONSTRUCTION SIGNS, 18" X 12"	U	MNTC	SIGN
020011J21E		CONSTRUCTION SIGNS, 18" X 18"	U	MNTC	SIGN
020011J21F		CONSTRUCTION SIGNS, 36" X 48"	U	MNTC	SIGN
020011J21G		CONSTRUCTION SIGNS, 60" X 36"	U	MNTC	SIGN
020011J21J		HIGH INTENSITY FLASHING WARNING LIGHTS	U	MNTC	LGHT
020011J21K		LOW INTENSITY FLASHING WARNING LIGHTS	U	MNTC	LGHT
020011J21N		STEADY BURNING LIGHTS	U	MNTC	LGHT
020011J21P		PRECAST CONCRETE CURB, CONSTURCTION BARRIER, TYPE 2	LF	MNTC	BARR
020011J21Q		PRECAST CONCRETE CURB, CONSTURCTION BARRIER, TYPE 3	LF	MNTC	BARR
020011J21V		POLICE TRAFFIC DIRECTORS	MH	MNTC	TIMA
020011J23F		CONSTRUCTION SIGNS, 42" X 36"	U	MNTC	SIGN
020011J26E		CONSTRUCTION SIGNS, 18" X 24"	U	MNTC	SIGN
020011J26F		CONSTRUCTION SIGNS, 42" X 96"	U	MNTC	SIGN
020011J26G		CONSTRUCTION SIGNS, 60" X 42"	U	MNTC	SIGN
020011J28G		CONSTRUCTION SIGNS, 60" X 48"	U	MNTC	SIGN
020011J31E		CONSTRUCTION SIGNS, 21" X 15"	U	MNTC	SIGN
020011J31F		CONSTRUCTION SIGNS, 48" X 12"	U	MNTC	SIGN
020011J36G		CONSTRUCTION SIGNS, 72" X 36"	U	MNTC	SIGN
020011J40C		TRAFFIC CONTROL TRUCK	U	MNTC	CUSH



New Jersey Department of Transportation
Capital Program Support
Spec Year 2001 Item List

06/02/2016

<u>Item Number</u>	<u>Alternate Item ID</u>	<u>Description</u>	<u>Units</u>	<u>Class</u>	<u>Type</u>
020011J41C		TRUCK-MOUNTED ATTENUATOR	U	MNTC	CUSH
020011J41E		CONSTRUCTION SIGNS, 24" X 12"	U	MNTC	SIGN
020011J41F		CONSTRUCTION SIGNS, 48" X 18"	U	MNTC	SIGN
020011J41G		CONSTRUCTION SIGNS, 72" X 42"	U	MNTC	SIGN
020011J42C		TEMPORARY IMPACT ATTENUATORS, FRANGIBLE MODULE TYPE	U	MNTC	CUSH
020011J42D		RELOCATE TEMPORARY IMPACT ATTENUATOR, FRANGIBLE MODULE TYPE	LS	MNTC	CUSH
020011J43C		TEMPORARY IMPACT ATTENUATORS, G.R.E.A.T.	U	MNTC	CUSH
020011J43D		RELOCATE TEMPORARY IMPACT ATTENUATOR, G.R.E.A.T.	LS	MNTC	CUSH
020011J46G		CONSTRUCTION SIGNS, 72" X 48"	U	MNTC	SIGN
020011J48C		TRUCK-MOUNTED CRASH CUSHIONS	U	MNTC	CUSH
020011J51D		BITUMINOUS CONCRETE PATCH	T	MNTC	BITM
020011J51E		CONSTRUCTION SIGNS, 24" X 18"	U	MNTC	SIGN
020011J51F		CONSTRUCTION SIGNS, 48" X 24"	U	MNTC	SIGN
020011J52C		TEMPORARY CRASH CUSHIONS, INERTIAL BARRIER	U	MNTC	CUSH
020011J53C		TEMPORARY CRASH CUSHIONS, G.R.E.A.T.	U	MNTC	CUSH
020011J54C		TEMPORARY CRASH CUSHIONS, HEX-FOAM SANDWICH SYSTEM	U	MNTC	CUSH
020011J55C		TEMPORARY CRASH CUSHIONS, HI-DRO SANDWICH SYSTEM	U	MNTC	CUSH
020011J56C		TEMPORARY CRASH CUSHIONS, HI-DRO CELL CLUSTER	U	MNTC	CUSH
020011J56G		CONSTRUCTION SIGNS, 72" X 60"	U	MNTC	SIGN
020011J61E		CONSTRUCTION SIGNS, 24" X 24"	U	MNTC	SIGN
020011J61F		CONSTRUCTION SIGNS, 48" X 30"	U	MNTC	SIGN
020011J61G		CONSTRUCTION SIGNS, 84" X 36"	U	MNTC	SIGN
020011J63G		CONSTRUCTION SIGNS, 84" X 42"	U	MNTC	SIGN
020011J65G		CONSTRUCTION SIGNS, 84" X 48"	U	MNTC	SIGN
020011J71E		CONSTRUCTION SIGNS, 24" X 30"	U	MNTC	SIGN
020011J71F		CONSTRUCTION SIGNS, 48" X 36"	U	MNTC	SIGN
020011J71G		CONSTRUCTION SIGNS, 96" X 48"	U	MNTC	SIGN
020011J76E		CONSTRUCTION SIGNS, 24" X 48"	U	MNTC	SIGN
020011J78E		CONSTRUCTION SIGNS, 24" X 60"	U	MNTC	SIGN



New Jersey Department of Transportation
Capital Program Support
Spec Year 2001 Item List

06/02/2016

<u>Item Number</u>	<u>Alternate Item ID</u>	<u>Description</u>	<u>Units</u>	<u>Class</u>	<u>Type</u>
020011J81E		CONSTRUCTION SIGNS, 30" X 12"	U	MNTC	SIGN
020011J81F		CONSTRUCTION SIGNS, 48" X 48"	U	MNTC	SIGN
020011J81G		CONSTRUCTION SIGNS, 96" X 60"	U	MNTC	SIGN
020011J86E		CONSTRUCTION SIGNS, 30" X 15"	U	MNTC	SIGN
020011J89E		CONSTRUCTION SIGNS, 30" X 18"	U	MNTC	SIGN
020011J91E		CONSTRUCTION SIGNS, 30" X 24"	U	MNTC	SIGN
020011J91F		CONSTRUCTION SIGNS, 48" X 60"	U	MNTC	SIGN
020011J96E		CONSTRUCTION SIGNS, 30" X 30"	U	MNTC	SIGN
020011J97E		CONSTRUCTION SIGNS, 30" X 36"	U	MNTC	SIGN
020011J98E		CONSTRUCTION SIGNS, 32" X 23"	U	MNTC	SIGN
020012A01E		INSTALLING OF MONITORING WELLS	U	EROC	ENVR
020012A01G		SEALING OF MONITORING WELLS	U	EROC	ENVR
020012A01H		REMOVAL OF 42" PIPE	LF	CLER	DEMO
020012A01I		REMOVAL OF 23 X 14" PIPE	LF	CLER	DEMO
020012A01J		REMOVAL OF 64 X 43" PIPE	LF	CLER	DEMO
020012A06H		REMOVAL OF 48" PIPE	LF	CLER	DEMO
020012A06I		REMOVAL OF 30 X 19" PIPE	LF	CLER	DEMO
020012A06J		REMOVAL OF 71 X 47" PIPE	LF	CLER	DEMO
020012A10E		POST EXCAVATION OF SOIL SAMPLING AND ANALYSES	U	EART	ENVR
020012A11G		DISASSEMBLY OF BUILDING	LS	CLER	DEMO
020012A11H		DEMOLITION OF BUILDING	LS	CLER	DEMO
020012A11I		REMOVAL OF 34 X 22" PIPE	LF	CLER	DEMO
020012A11J		REMOVAL OF SIDEWALK	SY	CLER	DEMO
020012A12D		DISPOSING OF CONTAMINATED SOIL	T	CLER	ENVR
020012A15E		COMPOSITE SOIL SAMPLING AND ANALYSES	U	EART	ENVR
020012A16H		REMOVAL OF 60" PIPE	LF	CLER	DEMO
020012A16I		REMOVAL OF 38 X 24" PIPE	LF	CLER	DEMO
020012A16J		REMOVAL OF INLETS AND MANHOLES	U	CLER	DEMO
020012A20E		GROUND WATER SAMPLING AND ANALYSES	U	EROC	ENVR



New Jersey Department of Transportation
Capital Program Support
Spec Year 2001 Item List

06/02/2016


<u>Item Number</u>	<u>Alternate Item ID</u>	<u>Description</u>	<u>Units</u>	<u>Class</u>	<u>Type</u>
020012A21B		TEMPORARY SHIELDING	LS	CLER	BRST
020012A21C		CLEARING SITE	LS	CLER	RDST
020012A21F		TEMPORARY ACCESS ROAD	LS	CLER	MISC
020012A21G		SEALING OF ABANDONED WELLS	U	CLER	DEMO
020012A21H		REMOVAL OF 66" PIPE	LF	CLER	DEMO
020012A21I		REMOVAL OF 42 X 27" PIPE	LF	CLER	DEMO
020012A21J		ABANDON POTABLE WELL	U	CLER	DEMO
020012A23G		REMOVAL OF BARRIER CURB	LF	CLER	RDST
020012A26D		RECYCLING OF CONTAMINATED SOIL	T	CLER	ENVR
020012A26G		REMOVAL OF 6" PIPE	LF	CLER	DEMO
020012A26H		REMOVAL OF 72" PIPE	LF	CLER	DEMO
020012A26I		REMOVAL OF 45 X 29" PIPE	LF	CLER	DEMO
020012A31C		CLEARING SITE, BRIDGE	LS	RMVB	BDST
020012A31G		REMOVAL OF 8" PIPE	LF	CLER	DEMO
020012A31H		REMOVAL OF 78" PIPE	LF	CLER	DEMO
020012A31I		REMOVAL OF 49 X 32" PIPE	LF	CLER	DEMO
020012A36G		REMOVAL OF 10" PIPE	LF	CLER	DEMO
020012A36H		REMOVAL OF ASBESTOS	LS	CLER	DEMO
020012A36I		REMOVAL OF 53 X 34" PIPE	LF	CLER	DEMO
020012A41B		BONDING AND GROUNDING	LS	CLER	BRST
020012A41C		CLEARING SITE, STRUCTURE	LS	RMVB	SRST
020012A41G		REMOVAL OF 12" PIPE	LF	CLER	DEMO
020012A41H		REMOVAL OF 14 X 23" PIPE	LF	CLER	DEMO
020012A41I		REMOVAL OF 68 X 43" PIPE	LF	CLER	DEMO
020012A42B		TEMPORARY SHIELDING, DECK REPAIR	SY	MNBR	BDST
020012A43B		TEMPORARY SHIELDING, WORKING DRAWINGS, DECK REPAIR	LS	MNBR	BDST
020012A46G		REMOVAL OF 14" PIPE	LF	CLER	DEMO
020012A46H		REMOVAL OF 19 X 30" PIPE	LF	CLER	DEMO
020012A46I		REMOVAL OF 76 X 48" PIPE	LF	CLER	DEMO



New Jersey Department of Transportation
Capital Program Support
Spec Year 2001 Item List

06/02/2016

<u>Item Number</u>	<u>Alternate Item ID</u>	<u>Description</u>	<u>Units</u>	<u>Class</u>	<u>Type</u>
020012A51G		REMOVAL OF 15" PIPE	LF	CLER	DEMO
020012A51H		REMOVAL OF 22 X 34" PIPE	LF	CLER	DEMO
020012A51I		REMOVAL OF 83 X 53" PIPE	LF	CLER	DEMO
020012A56G		REMOVAL OF 16" PIPE	LF	CLER	DEMO
020012A56H		REMOVAL OF 24 X 38" PIPE	LF	CLER	DEMO
020012A56I		REMOVAL OF 91 X 58" PIPE	LF	CLER	DEMO
020012A60C		CLEARING SITE, TANK REMOVAL	LS	CLER	ENVR
020012A60E		CLEARING SITE, TANK REMOVAL	U	CLER	ENVR
020012A61G		REMOVAL OF 18" PIPE	LF	CLER	DEMO
020012A61H		REMOVAL OF 27 X 42" PIPE	LF	CLER	DEMO
020012A61I		REMOVAL OF 17 X 13" PIPE	LF	CLER	DEMO
020012A66G		REMOVAL OF 20" PIPE	LF	CLER	DEMO
020012A66H		REMOVAL OF 29 X 45" PIPE	LF	CLER	DEMO
020012A66I		REMOVAL OF 21 X 15" PIPE	LF	CLER	DEMO
020012A71G		REMOVAL OF 21" PIPE	LF	CLER	DEMO
020012A71H		REMOVAL OF 32 X 49" PIPE	LF	CLER	DEMO
020012A71I		REMOVAL OF 24 X 18" PIPE	LF	CLER	DEMO
020012A76G		REMOVAL OF 22" PIPE	LF	CLER	DEMO
020012A76H		REMOVAL OF 34 X 53" PIPE	LF	CLER	DEMO
020012A76I		REMOVAL OF 28 X 20" PIPE	LF	CLER	DEMO
020012A81G		REMOVAL OF 24" PIPE	LF	CLER	DEMO
020012A81H		REMOVAL OF 43 X 68" PIPE	LF	CLER	DEMO
020012A81I		REMOVAL OF 35 X 24" PIPE	LF	CLER	DEMO
020012A86G		REMOVAL OF 27" PIPE	LF	CLER	DEMO
020012A86H		REMOVAL OF 48 X 76" PIPE	LF	CLER	DEMO
020012A86I		REMOVAL OF 42 X 29" PIPE	LF	CLER	DEMO
020012A91G		REMOVAL OF 30" PIPE	LF	CLER	DEMO
020012A91H		REMOVAL OF 53 X 83" PIPE	LF	CLER	DEMO
020012A91I		REMOVAL OF 49 X 33" PIPE	LF	CLER	DEMO



New Jersey Department of Transportation
Capital Program Support
Spec Year 2001 Item List

06/02/2016


<u>Item Number</u>	<u>Alternate Item ID</u>	<u>Description</u>	<u>Units</u>	<u>Class</u>	<u>Type</u>
020012A96G		REMOVAL OF 36" PIPE	LF	CLER	DEMO
020012A96H		REMOVAL OF 58 X 91" PIPE	LF	CLER	DEMO
020012A96I		REMOVAL OF 57 X 38" PIPE	LF	CLER	DEMO
020012A96R		RELOCATE PEDESTAL SIGN	LS	CLER	MISC
020012A97L		BLOCK WALL	LF	LAND	MISC
020012A97M		MODIFY BLOCK WALL	LS	MISC	MISC
020012B01R		OFF-SITE MANAGEMENT OF REGULATED WASTE	T	EART	EXCV
020012B01S		OFF-SITE MANAGEMENT OF REGULATED WASTE, HAZARDOUS	T	EART	EXCV
020012B03R		SAMPLING AND ANALYSIS FOR DISPOSAL AND/OR RECYCLING	U	EART	EXCV
020012B05A		STRIPPING	ACRE	EART	STIP
020012B05R		LABORATORY TESTING FOR PRESENCE OF HIGH ACID PRODUCING SOIL	U	EART	MILL
020012B06B		ROADWAY EXCAVATION, EARTH	CY	EART	EXCV
020012B06C		ROADWAY EXCAVATION, CONTROLLED BLASTING	CY	EART	EXCV
020012B07R		HIGH ACID PRODUCING SOIL REMEDIATION	CY	EART	MILL
020012B08C		CONCRETE MILLING, VARIABLE DEPTH	SY	MILL	MILL
020012B08E		CONCRETE MILLING, 1" DEPTH	SY	MILL	MILL
020012B08L		MILLING, 3/4" DEPTH	SY	MILL	MILL
020012B08M		MILLING, 3/4" AVERAGE DEPTH	SY	MILL	MILL
020012B08N		MILLING, 3/4" VARIABLE DEPTH	SY	MILL	MILL
020012B09C		WET EXCAVATION	CY	EART	EXCV
020012B09R		OFF-SITE DISPOSAL OF HIGH ACID PRODUCING SOIL	CY	EART	MILL
020012B10D		PRESPLITTING	SY	EART	EXCV
020012B10G		PRE-BLAST AND POST BLAST INSPECTIONS AND SURVEYS OF WATER WELLS	U	EART	EXCV
020012B10S		PRE-BLAST CONDITION SURVEY OF STRUCTURES	U	EART	EXCV
020012B10T		PRE-BLAST ROCK SCALING	CY	EART	EXCV
020012B11B		ROADWAY EXCAVATION, ROCK	CY	EART	EXCV
020012B11C		PERIMETER CONTROL BLASTING	SY	EART	EXCV
020012B11E		ROCK SCALING	CY	EART	EXCV
020012B11L		MILLING, 1" DEPTH	SY	MILL	MILL



New Jersey Department of Transportation
Capital Program Support
Spec Year 2001 Item List

06/02/2016

<u>Item Number</u>	<u>Alternate Item ID</u>	<u>Description</u>	<u>Units</u>	<u>Class</u>	<u>Type</u>
020012B11M		MILLING, 1" AVERAGE DEPTH	SY	MILL	MILL
020012B11N		MILLING, 1" VARIABLE DEPTH	SY	MILL	MILL
020012B11R		RUMBLE STRIP	LF	MILL	MILL
020012B17G		REMOVAL OF CONCRETE BASE COURSE AND CONCRETE SURFACE COURSES	SY	RMVC	RCSC
020012B20L		MILLING, 1 1/2" DEPTH	SY	MILL	MILL
020012B20M		MILLING, 1 1/2" AVERAGE DEPTH	SY	MILL	MILL
020012B20N		MILLING, 1 1/2" VARIABLE DEPTH	SY	MILL	MILL
020012B21A		PERMANENT GROUND ANCHORS	U	EART	BEXC
020012B21B		10-FOOT LONG ROCK BOLT	U	EART	BEXC
020012B21C		20-FOOT LONG ROCK BOLT	U	EART	BEXC
020012B21D		30-FOOT LONG ROCK BOLT	U	EART	BEXC
020012B21E		ROCK BOLT PULL TEST	U	EART	BEXC
020012B21F		REMOVAL OF HOT MIX ASPHALT OVERLAY	SY	RMVA	RCSC
020012B21G		JOINT REMOVAL AND REPLACEMENT	SY	RMVC	RCSC
020012B21P		PROFILE MILLING	SY	MILL	MILL
020012B21Q		DRAIN HOLES	LF	EART	EXCV
020012B22A		VIBRATION MONITORING PLAN	LS	EART	BEXC
020012B22B		VIBRATION MONITORING	DAY	EART	BEXC
020012B22C		CONDITION SURVEYS	U	MISC	MISC
020012B22D		BUILDING AND STRUCTURES ASSESSMENT	LS	MISC	MISC
020012B23B		GROUND VIBRATION MONITORING	LS	EART	BEXC
020012B25B		ROADWAY EXCAVATION, UNCLASSIFIED	CY	EART	EXCV
020012B25C		DIAMOND GRINDING, CONCRETE PAVEMENT	SY	CONC	CONC
020012B25L		MILLING, 2" DEPTH	SY	MILL	MILL
020012B25M		MILLING, 2" AVERAGE DEPTH	SY	MILL	MILL
020012B25N		MILLING, 2" VARIABLE DEPTH	SY	MILL	MILL
020012B27M		MILLING, 2 1/4" AVERAGE DEPTH	SY	MILL	MILL
020012B30L		MILLING, 2 1/2" DEPTH	SY	MILL	MILL
020012B30M		MILLING, 2 1/2" AVERAGE DEPTH	SY	MILL	MILL



New Jersey Department of Transportation
Capital Program Support
Spec Year 2001 Item List

06/02/2016

<u>Item Number</u>	<u>Alternate Item ID</u>	<u>Description</u>	<u>Units</u>	<u>Class</u>	<u>Type</u>
020012B30N		MILLING, 2 1/2" VARIABLE DEPTH	SY	MILL	MILL
020012B31G		JOINT REMOVAL	SY	RMVC	RCSC
020012B34L		MILLING, 3" DEPTH	SY	MILL	MILL
020012B34M		MILLING, 3" AVERAGE DEPTH	SY	MILL	MILL
020012B34N		MILLING, 3" VARIABLE DEPTH	SY	MILL	MILL
020012B36M		MILLING, 3 1/4" AVERAGE DEPTH	SY	MILL	MILL
020012B37B		ROADWAY EXCAVATION, REGULATED WASTE	CY	EART	EXCV
020012B38B		REMOVAL AND DISPOSAL OF TRANSITE PIPE	LF	EART	EXCV
020012B40L		MILLING, 3 1/2" DEPTH	SY	MILL	MILL
020012B40M		MILLING, 3 1/2" AVERAGE DEPTH	SY	MILL	MILL
020012B40N		MILLING, 3 1/2" VARIABLE DEPTH	SY	MILL	MILL
020012B50G		SAWCUTTING	LF	RMVC	EXCV
020012B50L		MILLING, 4" DEPTH	SY	MILL	MILL
020012B50M		MILLING, 4" AVERAGE DEPTH	SY	MILL	MILL
020012B50N		MILLING, 4" VARIABLE DEPTH	SY	MILL	MILL
020012B51D		ROADWAY EXCAVATION, UNSUITABLE MATERIALS	CY	EART	EXCV
020012B54L		MILLING, 4 1/2" DEPTH	SY	MILL	MILL
020012B56L		MILLING, 5" DEPTH	SY	MILL	MILL
020012B56N		MILLING, 5" VARIABLE DEPTH	SY	MILL	MILL
020012B80N		MILLING, VARIABLE DEPTH	SY	MILL	MILL
020012B90T		WATER TRUCK	DAY	EROC	EROS
020012B90W		WATER TRUCK CONTINGENCY PLAN	LS	EROC	EROS
020012C02A		POROUS FILL	CY	EART	BEXC
020012C02F		LIGHTWEIGHT POURABLE FILL	CY	EART	BEXC
020012C03D		VERTICAL SAND DRAINS	LF	EART	BEXC
020012C04E		EARTH CUSHION	LS	EART	BEXC
020012C06C		BREAKING CONCRETE	SY	EART	RCSC
020012C07D		VERTICAL WICK DRAINS	LF	EART	BEXC
020012C08F		PNEUMATIC-TIRED ROLLING, 50 TON	HOUR	EART	BEXC



New Jersey Department of Transportation
Capital Program Support
Spec Year 2001 Item List

06/02/2016


<u>Item Number</u>	<u>Alternate Item ID</u>	<u>Description</u>	<u>Units</u>	<u>Class</u>	<u>Type</u>
020012C10B		DRAINAGE WINDROWS	CY	EART	EXCV
020012C10E		CONTROL STAKES	U	EART	BEXC
020012C15G		GEOTEXTILE, ROADWAY STABILIZATION	SY	EART	BEXC
020012C16G		GEOGRID	SY	EART	BEXC
020012C20A		SELECT BACKFILL (___MUA)	CY	EART	BEXC
020012C20D		PORE PRESSURE MEASURING DEVICES, TYPE A	U	EART	BEXC
020012C21A		ROCK BACKFILL	T	EART	BEXC
020012C21B		LOAD TRANSFER PLATFORM	SF	EART	BEXC
020012C21C		VIBRATORY CONCRETE COLUMNS	LF	EART	BEXC
020012C21D		VIBRATORY CONCRETE COLUMN PRE-DRILLING	LF	EART	BEXC
020012C21E		SETTLEMENT PLATFORMS	U	EART	BEXC
020012C21G		PROOF ROLLING	HOUR	EART	BEXC
020012C22D		PORE PRESSURE MEASURING DEVICES, TYPE B	U	EART	BEXC
020012C30E		OBSERVATION WELLS	U	EART	BEXC
020012C41D		PIEZOMETERS	U	EART	EXCV
020012D01A		BORROW EXCAVATION, ZONE 1	CY	EART	BEXC
020012D02A		BORROW EXCAVATION, ZONE 2	CY	EART	BEXC
020012D03A		BORROW EXCAVATION, ZONE 3	CY	EART	BEXC
020012D10B		BORROW EXCAVATION, BRIDGE FOUNDATION	CY	EART	BEXC
020012D11C		BORROW EXCAVATION, SELECTED MATERIAL	CY	EART	BEXC
020012D21C		BORROW EXCAVATION, LIGHTWEIGHT FILL	CY	EART	BEXC
020012D22B		INFILTRATION SAND LAYER, 6" THICK	SY	EART	BEXC
020012D23W		WATER QUALITY SAND	CY	EROC	EROS
020012E21C		CHANNEL EXCAVATION, EARTH	CY	EART	CEXC
020012E21D		DITCH EXCAVATION, EARTH	CY	EART	DEXC
020012E31C		CHANNEL EXCAVATION, ROCK	CY	EART	CEXC
020012E31D		DITCH EXCAVATION, ROCK	CY	EART	DEXC
020012E41C		CHANNEL EXCAVATION, UNCLASSIFIED	CY	EART	CEXC
020012E41D		DITCH EXCAVATION, UNCLASSIFIED	CY	EART	DEXC



New Jersey Department of Transportation
Capital Program Support
Spec Year 2001 Item List

06/02/2016


<u>Item Number</u>	<u>Alternate Item ID</u>	<u>Description</u>	<u>Units</u>	<u>Class</u>	<u>Type</u>
020012E51C		CHANNEL EXCAVATION, REGULATED WASTE	CY	EART	CEXC
020012F10A		COARSE AGGREGATE LAYER	CY	EART	BEXC
020012F12E		FOUNDATION EXCAVATION	CY	EART	BEXC
020012F21F		COFFERDAMS	LS	EART	COFF
020012F22E		BRIDGE EXCAVATION	CY	EART	BEXC
020012F22F		BRIDGE EXCAVATION, REGULATED WASTE	CY	EART	BEXC
020012G02E		EARTH EXCAVATION FOR TEST PITS	CY	EART	PIPE
020012G03E		TEST PITS (___MUA)	U	EART	EXCV
020012G04F		PIPE BEDDING, CLASS A	CY	EART	PIPE
020012G10G		BROKEN STONE OR WASHED GRAVEL	CY	EART	PIPE
020012G14F		PIPE BEDDING, CLASS B	CY	EART	PIPE
020012G21E		EARTH EXCAVATION, SUBSURFACE STRUCTURES, ADDITIONAL DEPTH	CY	EART	INLT
020012G23E		ROCK EXCAVATION, SUBSURFACE STRUCTURES	CY	EART	INLT
020012G29C		CONTROLLED LOW STRENGTH MATERIAL	SY	EART	BEXC
020012G30C		CONTROLLED LOW STRENGTH MATERIAL	CY	EART	BEXC
020012H21C		SUBBASE	CY	BASE	SOIL
020012I20C		UNDERLAYER PREPARATION	SY	BASE	CONC
020012J15A		SOIL AGGREGATE SHOULDERS, 6" THICK	SY	BASE	SOIL
020012J15D		DENSE-GRADED AGGREGATE SHOULDERS, 6" THICK	SY	BASE	SOIL
020012J17C		SOIL AGGREGATE SHOULDERS, 7" THICK	SY	BASE	SOIL
020012J20C		SOIL AGGREGATE SHOULDERS, 8" THICK	SY	BASE	SOIL
020012J20D		DENSE-GRADED AGGREGATE SHOULDERS, 8" THICK	SY	BASE	SOIL
020012J25C		SOIL AGGREGATE SHOULDERS, 10" THICK	SY	BASE	SOIL
020012J25D		DENSE-GRADED AGGREGATE SHOULDERS, 10" THICK	SY	BASE	SOIL
020012K21C		PREPARATION OF ROADBED	SY	BASE	SOIL
020012L01E		DEWATERING BASINS	U	EROC	EROS
020012L02F		DUST CONTROL, CALCIUM CHLORIDE	T	EROC	EROS
020012L03H		HAYBALES	U	EROC	EROS
020012L05A		SILT FENCE	LF	EROC	EROS



New Jersey Department of Transportation
Capital Program Support
Spec Year 2001 Item List

06/02/2016


<u>Item Number</u>	<u>Alternate Item ID</u>	<u>Description</u>	<u>Units</u>	<u>Class</u>	<u>Type</u>
020012L06A		HEAVY DUTY SILT FENCE	LF	EROC	EROS
020012L06B		HEAVY DUTY SILT FENCE, ORANGE	LF	EROC	EROS
020012L11B		TEMPORARY SLOPE DRAIN	LF	EROC	EROS
020012L12A		HAYBALE CHECK DAM WITH TEMPORARY STONE OUTLET	LF	EROC	EROS
020012L13B		GROUNDWATER POLLUTION CONTROL TANK	MO	EROC	EROS
020012L15B		RESET SPILLWAY GATE FRAMING SYSTEM	LS	EROC	EROS
020012L18D		FLOATING TURBIDITY BARRIER	LF	EROC	EROS
020012L20F		CONSTRUCTION DRIVEWAY	T	EROC	EROS
020012L20G		CONSTRUCTION DRIVEWAY, WOOD MATS	SY	EROC	EROS
020012L22A		INLET SEDIMENT BAGS, 2' X 4'	U	EROC	EROS
020012L22B		INLET SEDIMENT BAGS, 4' X 4'	U	EROC	EROS
020012L22C		INLET FILTERS	U	EROC	EROS
020012L22D		SILT SACK INLET PROTECTION	U	EROC	EROS
020012L22E		SEDIMENT CONTROL BAG	U	EROC	EROS
020012L22F		CATCH BASIN INSERT FOR OIL AND GREASE	U	EROC	EROS
020012L22G		INLET FILTER, TYPE 2, 2' X 4'	U	EROC	EROS
020012L22T		BIORETENTION TRENCH	LF	EROC	EROS
020012L23D		REPAIR DEBRIS RACK	LS	EROC	EROS
020012L23G		TEMPORARY RIPRAP	CY	EROC	EROS
020012L23J		CONCRETE WASHOUT FACILITY	LS	GENR	EROS
020012L23K		CONCRETE WASHOUT FACILITY	U	GENR	EROS
020012L24A		TEMPORARY STONE CHECK DAM	CY	EROC	EROS
020012L24R		TEMPORARY SEDIMENT BASIN RISER	U	EROC	EROS
020012L25E		ROADWAY EXCAVATION, TEMPORARY EROSION CONTROL	CY	EROC	EROS
020012L25F		PREFABRICATED DRAINAGE COMPOSITE	SY	EROC	MISC
020012L25G		GEOTEXTILE	SY	EROC	EROS
020012L25J		OIL ONLY EMERGENCY SPILL KIT	U	GENR	EROS
020012L26C		INLET PROTECTION, HAYBALE BARRIERS	U	EROC	EROS
020012L27E		EMBANKMENT, TEMPORARY EROSION CONTROL	CY	EROC	EROS



New Jersey Department of Transportation
Capital Program Support
Spec Year 2001 Item List

06/02/2016


<u>Item Number</u>	<u>Alternate Item ID</u>	<u>Description</u>	<u>Units</u>	<u>Class</u>	<u>Type</u>
020012L31C		INLET SEDIMENT TRAPS	U	EROC	EROS
020012L32C		MAINTAIN STREAM FLOW	LS	EROC	EROS
020012L32E		PREFORMED SCOUR HOLE	U	EROC	EROS
020012L33C		STAGED STREAM DIVERSION	LS	EROC	EROS
020012L34C		SLUICE GATE	U	EROC	EROS
020012L35C		ALUMINUM GRATING	SF	EROC	EROS
020012L36C		FISH LADDER	LF	EROC	EROS
020013A01F		SOIL AGGREGATE, DESIGNATION I-1	CY	BASE	SOIL
020013A02F		SOIL AGGREGATE, DESIGNATION I-2	CY	BASE	SOIL
020013A03F		SOIL AGGREGATE, DESIGNATION I-3	CY	BASE	SOIL
020013A04F		SOIL AGGREGATE, DESIGNATION I-4	CY	BASE	SOIL
020013A05A		SOIL AGGREGATE BASE COURSE, 2" THICK	SY	BASE	SOIL
020013A05F		SOIL AGGREGATE, DESIGNATION I-5	CY	BASE	SOIL
020013A06F		SOIL AGGREGATE, DESIGNATION I-6	CY	BASE	SOIL
020013A07F		SOIL AGGREGATE, DESIGNATION I-7	CY	BASE	SOIL
020013A08F		SOIL AGGREGATE, DESIGNATION I-8	CY	BASE	SOIL
020013A09F		SOIL AGGREGATE, DESIGNATION I-9	CY	BASE	SOIL
020013A10A		SOIL AGGREGATE BASE COURSE, 4" THICK	SY	BASE	SOIL
020013A10D		DENSE-GRADED AGGREGATE BASE COURSE, 4" THICK	SY	BASE	SOIL
020013A10F		SOIL AGGREGATE, DESIGNATION I-10	CY	BASE	SOIL
020013A11F		SOIL AGGREGATE, DESIGNATION I-11	CY	BASE	SOIL
020013A12A		SOIL AGGREGATE BASE COURSE, 5" THICK	SY	BASE	SOIL
020013A12F		SOIL AGGREGATE, DESIGNATION I-12	CY	BASE	SOIL
020013A13F		SOIL AGGREGATE, DESIGNATION I-13	CY	BASE	SOIL
020013A15A		SOIL AGGREGATE BASE COURSE, 6" THICK	SY	BASE	SOIL
020013A15D		DENSE-GRADED AGGREGATE BASE COURSE, 6" THICK	SY	BASE	SOIL
020013A16D		DENSE GRADED AGGREGATE, 6" THICK, (___MUA)	SY	BASE	SOIL
020013A17A		SOIL AGGREGATE BASE COURSE, 7" THICK	SY	BASE	SOIL
020013A17D		DENSE-GRADED AGGREGATE BASE COURSE, 7" THICK	SY	BASE	SOIL



New Jersey Department of Transportation
Capital Program Support
Spec Year 2001 Item List

06/02/2016


<u>Item Number</u>	<u>Alternate Item ID</u>	<u>Description</u>	<u>Units</u>	<u>Class</u>	<u>Type</u>
020013A20A		SOIL AGGREGATE BASE COURSE, 8" THICK	SY	BASE	SOIL
020013A20D		DENSE-GRADED AGGREGATE BASE COURSE, 8" THICK	SY	BASE	SOIL
020013A21E		RECONSTRUCTED SOIL AGGREGATE BASE COURSE	SY	BASE	SOIL
020013A22A		SOIL AGGREGATE BASE COURSE, 9" THICK	SY	BASE	SOIL
020013A25A		SOIL AGGREGATE BASE COURSE, 10" THICK	SY	BASE	SOIL
020013A25D		DENSE-GRADED AGGREGATE BASE COURSE, 10" THICK	SY	BASE	SOIL
020013A30A		SOIL AGGREGATE BASE COURSE, 12" THICK	SY	BASE	SOIL
020013A30D		DENSE-GRADED AGGREGATE BASE COURSE, 12" THICK	SY	BASE	SOIL
020013A75A		SOIL AGGREGATE BASE COURSE, VARIABLE THICKNESS	CY	BASE	SOIL
020013A75D		DENSE-GRADED AGGREGATE BASE COURSE, VARIABLE THICKNESS	CY	BASE	SOIL
020013B01E		COARSE AGGREGATE, SIZE NO. 1	CY	BASE	SOIL
020013B02E		COARSE AGGREGATE, SIZE NO. 2	CY	BASE	SOIL
020013B03E		COARSE AGGREGATE, SIZE NO. 3	CY	BASE	SOIL
020013B04E		COARSE AGGREGATE, SIZE NO. 4	CY	BASE	SOIL
020013B05A		STABILIZED SOIL AGGREGATE BASE COURSE, ROAD- MIXED, 2" THICK	SY	BASE	SOIL
020013B05E		COARSE AGGREGATE, SIZE NO. 5	CY	BASE	SOIL
020013B06E		COARSE AGGREGATE, SIZE NO. 6	CY	BASE	SOIL
020013B07E		COARSE AGGREGATE, SIZE NO. 7	CY	BASE	SOIL
020013B08E		COARSE AGGREGATE, SIZE NO. 8	CY	BASE	SOIL
020013B09E		COARSE AGGREGATE, SIZE NO. 9	CY	BASE	SOIL
020013B10A		STABILIZED SOIL AGGREGATE BASE COURSE, ROAD- MIXED, 4" THICK	SY	BASE	SOIL
020013B10E		COARSE AGGREGATE, SIZE NO. 10	CY	BASE	SOIL
020013B12A		STABILIZED SOIL AGGREGATE BASE COURSE, ROAD- MIXED, 5" THICK	SY	BASE	SOIL
020013B15A		STABILIZED SOIL AGGREGATE BASE COURSE, ROAD- MIXED, 6" THICK	SY	BASE	SOIL
020013B17A		STABILIZED SOIL AGGREGATE BASE COURSE, ROAD- MIXED, 7" THICK	SY	BASE	SOIL
020013B20A		STABILIZED SOIL AGGREGATE BASE COURSE, ROAD- MIXED, 8" THICK	SY	BASE	SOIL
020013B21B		STABILIZING AGENT, BITUMINOUS MATERIAL	GAL	ASPL	SOIL
020013B22A		STABILIZED SOIL AGGREGATE BASE COURSE, ROAD- MIXED, 9" THICK	SY	BASE	SOIL
020013B24E		COARSE AGGREGATE, SIZE NO. 24	CY	BASE	SOIL



New Jersey Department of Transportation
Capital Program Support
Spec Year 2001 Item List

06/02/2016


<u>Item Number</u>	<u>Alternate Item ID</u>	<u>Description</u>	<u>Units</u>	<u>Class</u>	<u>Type</u>
020013B25A		STABILIZED SOIL AGGREGATE BASE COURSE, ROAD- MIXED, 10" THICK	SY	BASE	SOIL
020013B30A		STABILIZED SOIL AGGREGATE BASE COURSE, ROAD- MIXED, 12" THICK	SY	BASE	SOIL
020013B31B		STABILIZING AGENT, CALCIUM CHLORIDE	T	BASE	SOIL
020013B35E		COARSE AGGREGATE, SIZE NO. 357	CY	BASE	SOIL
020013B41B		STABILIZING AGENT, LIME	T	BASE	SOIL
020013B46E		COARSE AGGREGATE, SIZE NO. 467	CY	BASE	SOIL
020013B51B		STABILIZING AGENT, FLY ASH	T	BASE	SOIL
020013B56E		COARSE AGGREGATE, SIZE NO. 56	CY	BASE	SOIL
020013B57E		COARSE AGGREGATE, SIZE NO. 57	CY	BASE	SOIL
020013B61B		STABILIZING AGENT, PORTLAND CEMENT	T	CONC	SOIL
020013B67E		COARSE AGGREGATE, SIZE NO. 67	CY	BASE	SOIL
020013B68E		COARSE AGGREGATE, SIZE NO. 68	CY	BASE	SOIL
020013B71B		CURING MATERIAL, BITUMINOUS	GAL	ASPL	SOIL
020013B78E		COARSE AGGREGATE, SIZE NO. 78	CY	BASE	SOIL
020013B89E		COARSE AGGREGATE, SIZE NO. 89	CY	BASE	SOIL
020013C05A		STABILIZED SOIL AGGREGATE BASE COURSE, PLANT- MIXED, 2" THICK	SY	BASE	SOIL
020013C10A		STABILIZED SOIL AGGREGATE BASE COURSE, PLANT- MIXED, 4" THICK	SY	BASE	SOIL
020013C12A		STABILIZED SOIL AGGREGATE BASE COURSE, PLANT- MIXED, 5" THICK	SY	BASE	SOIL
020013C15A		STABILIZED SOIL AGGREGATE BASE COURSE, PLANT- MIXED, 6" THICK	SY	BASE	SOIL
020013C17A		STABILIZED SOIL AGGREGATE BASE COURSE, PLANT- MIXED, 7" THICK	SY	BASE	SOIL
020013C20A		STABILIZED SOIL AGGREGATE BASE COURSE, PLANT- MIXED, 8" THICK	SY	BASE	SOIL
020013C22A		STABILIZED SOIL AGGREGATE BASE COURSE, PLANT- MIXED, 9" THICK	SY	BASE	SOIL
020013C25A		STABILIZED SOIL AGGREGATE BASE COURSE, PLANT- MIXED, 10" THICK	SY	BASE	SOIL
020013C30A		STABILIZED SOIL AGGREGATE BASE COURSE, PLANT- MIXED, 12" THICK	SY	BASE	SOIL
020013D02C		BITUMINOUS-STABILIZED BASE COURSE	T	ASPH	BITM
020013D04C		BITUMINOUS-STABILIZED BASE COURSE, MIX I-2	T	ASPH	BITM
020013D10E		BITUMINOUS-STABILIZED OPEN-GRADED DRAINAGE LAYER	T	ASPH	BITM
020013E02B		BITUMINOUS CONCRETE SURFACE COURSE, MIX I-2	T	ASPH	BITM
020013E04B		LIME-POZZOLAN STABILIZED BASE COURSE, 4" THICK	SY	BASE	BITM



New Jersey Department of Transportation
Capital Program Support
Spec Year 2001 Item List

06/02/2016


<u>Item Number</u>	<u>Alternate Item ID</u>	<u>Description</u>	<u>Units</u>	<u>Class</u>	<u>Type</u>
020013F14B		CONCRETE BASE COURSE, 4" THICK	SY	CONC	CONC
020013F15B		CONCRETE BASE COURSE, 6" THICK	SY	CONC	CONC
020013F15E		CONCRETE BASE COURSE, REINFORCED, 6" THICK	SY	CONC	CONC
020013F20B		CONCRETE BASE COURSE, 8" THICK	SY	CONC	CONC
020013F20E		CONCRETE BASE COURSE, REINFORCED, 8" THICK	SY	CONC	CONC
020013F22B		CONCRETE BASE COURSE, 9" THICK	SY	CONC	CONC
020013F22E		CONCRETE BASE COURSE, REINFORCED, 9" THICK	SY	CONC	CONC
020013F25B		CONCRETE BASE COURSE, 10" THICK	SY	CONC	CONC
020013F25E		CONCRETE BASE COURSE, REINFORCED, 10" THICK	SY	CONC	CONC
020013F26B		CONCRETE BASE COURSE, 11" THICK	SY	CONC	CONC
020013F30B		CONCRETE BASE COURSE, 12" THICK	SY	CONC	CONC
020013F30E		CONCRETE BASE COURSE, REINFORCED, 12" THICK	SY	CONC	CONC
020013G10D		NON-STABILIZED OPEN-GRADED DRAINAGE LAYER, 4" THICK	SY	BASE	SOIL
020013G10F		ASPHALT-STABILIZED OPEN-GRADED DRAINAGE LAYER	T	BASE	SOIL
020014A10C		SOIL AGGREGATE SURFACE COURSE, 4" THICK	SY	BASE	SOIL
020014A10D		DENSE-GRADED AGGREGATE SURFACE COURSE, 4" THICK	SY	BASE	SOIL
020014A15C		SOIL AGGREGATE SURFACE COURSE, 6" THICK	SY	BASE	SOIL
020014A15D		DENSE-GRADED AGGREGATE SURFACE COURSE, 6" THICK	SY	BASE	SOIL
020014A17C		SOIL AGGREGATE SURFACE COURSE, 7" THICK	SY	BASE	SOIL
020014A17D		DENSE-GRADED AGGREGATE SURFACE COURSE, 7" THICK	SY	BASE	SOIL
020014A20C		SOIL AGGREGATE SURFACE COURSE, 8" THICK	SY	BASE	SOIL
020014A20D		DENSE-GRADED AGGREGATE SURFACE COURSE, 8" THICK	SY	BASE	SOIL
020014A21E		RECONSTRUCTED SOIL AGGREGATE SURFACE COURSE	SY	BASE	SOIL
020014A22C		SOIL AGGREGATE SURFACE COURSE, 9" THICK	SY	BASE	SOIL
020014A22D		DENSE-GRADED AGGREGATE SURFACE COURSE, 9" THICK	SY	BASE	SOIL
020014A25A		RESILIENT SURFACE	SF	BASE	SOIL
020014A25B		RESILIENT SURFACE	SY	BASE	SOIL
020014A30C		SOIL AGGREGATE SURFACE COURSE, 12" THICK	SY	BASE	SOIL
020014A30D		DENSE-GRADED AGGREGATE SURFACE COURSE, 12" THICK	SY	BASE	SOIL



New Jersey Department of Transportation
Capital Program Support
Spec Year 2001 Item List

06/02/2016


<u>Item Number</u>	<u>Alternate Item ID</u>	<u>Description</u>	<u>Units</u>	<u>Class</u>	<u>Type</u>
020014B10B		BITUMINOUS MATERIAL FOR BITUMINOUS SURFACE TREATMENT	GAL	ASPL	SOIL
020014B21D		BITUMINOUS CONCRETE PATCH	T	ASPH	BITM
020014B31C		COARSE AGGREGATE FOR BITUMINOUS SURFACE TREATMENT	T	BASE	SOIL
020014B41C		FINE AGGREGATE FOR BITUMINOUS SURFACE TREATMENT	T	BASE	SOIL
020014C01D		MODIFIED OPEN-GRADED FRICTION COURSE, MIXTURE MOGFC-1	TON	BASE	BITM
020014C02D		MODIFIED OPEN-GRADED FRICTION COURSE, MIXTURE MOGFC-2	TON	BASE	BITM
020014C03D		MODIFIED OPEN-GRADED FRICTION COURSE, MIXTURE MOGFC-3	TON	BASE	BITM
020014C15D		DENSE-GRADED FRICTION COURSE, MIX I-4	T	BASE	BITM
020014C21C		CRUSHED GRAVEL FRICTION COURSE	T	BASE	BITM
020014C25D		DENSE-GRADED FRICTION COURSE, MIX I-5	T	BASE	BITM
020014C31G		OPEN-GRADED FRICTION COURSE	T	BASE	BITM
020014C41C		QUARTZITE FRICTION COURSE	T	BASE	BITM
020014C41F		BRIDGE APPROACH TRANSITION SLABS, 14" AVERAGE	SY	CONC	CONC
020014D02J		CORE SAMPLES, HOT MIX ASPHALT	U	ASPX	BITM
020014D03C		BITUMINOUS CONCRETE SURFACE COURSE MIX I-3	T	ASPH	BITM
020014D04A		BITUMINOUS CONCRETE SURFACE COURSE MIX I-4, AGGREGATE MODIFIED	T	ASPH	BITM
020014D04B		HOT MIX ASPHALT SURFACE COURSE MIX I-4	T	ASPH	BITM
020014D04C		BITUMINOUS CONCRETE SURFACE COURSE MIX I-4	T	ASPH	BITM
020014D05B		HOT MIX ASPHALT SURFACE COURSE MIX I-5	T	ASPH	BITM
020014D05C		BITUMINOUS CONCRETE SURFACE COURSE MIX I-5	T	ASPH	BITM
020014D05D		STONE MATRIX ASPHALT, 9.5", SURFACE COURSE	T	ASPH	BITM
020014D06C		BITUMINOUS CONCRETE SURFACE COURSE MIX I-6	T	ASPH	BITM
020014D07B		CONCRETE PAVEMENT REPAIR PRIOR TO OVERLAY	SY	CONC	BITM
020014D08B		HOT MIX ASPHALT PAVEMENT REPAIR PRIOR TO OVERLAY	SY	ASPX	BITM
020014D10B		HOT MIX ASPHALT BASE COURSE MIX I-2	T	ASPH	BITM
020014D14B		HOT MIX ASPHALT SURFACE COURSE MIX I-4 HD	T	ASPH	BITM
020014D15B		HOT MIX ASPHALT SURFACE COURSE MIX I-5 HD	T	ASPH	BITM
020014D20B		HOT MIX ASPHALT INTERMEDIATE COURSE MIX I-4 H	T	ASPH	BITM
020014D20D		1" ASPHALT-RUBBER OPEN-GRADED FRICTION COURSE	T	ASPH	BITM



New Jersey Department of Transportation
Capital Program Support
Spec Year 2001 Item List

06/02/2016


<u>Item Number</u>	<u>Alternate Item ID</u>	<u>Description</u>	<u>Units</u>	<u>Class</u>	<u>Type</u>
020014D21C		TACK COAT	GAL	ASPL	BITM
020014D21E		ASPHALT PRICE ADJUSTMENT	LS	ASPX	BITM
020014D21F		SEALING OF CRACKS IN HOT MIX ASPHALT SURFACE COURSE	LF	ASPX	BITM
020014D21G		RAILROAD CROSSING PAVEMENT	SY	ASPX	BITM
020014D22C		TACK COAT 64-22	GAL	ASPL	BITM
020014D23F		POLYMERIZED JOINT ADHESIVE	LF	ASPX	BITM
020014D25F		TREATMENT OF CRACKS AND JOINTS IN CONCRETE SURFACE COURSE	LF	CONC	BITM
020014D31C		PRIME COAT	GAL	ASPL	BITM
020014D31F		SAWING AND SEALING JOINTS IN HOT MIX ASPHALT OVERLAY	LF	ASPX	BITM
020014D41F		SAWING JOINTS IN INTERMEDIATE OR BASE COURSE	LF	ASPX	BITM
020014D60E		INCENTIVE FOR CRUSHED RECYCLED CONTAINER GLASS	T	OTHR	MISC
020014E03J		CORE SAMPLES, CONCRETE	U	CONC	CONC
020014E06I		SAWCUT GROOVED BRIDGE APPROACH AND TRANSITION SLABS	SY	CONC	SLAB
020014E11H		LONGITUDINAL JOINT TIES	U	CONC	CONC
020014E15C		CONCRETE SURFACE COURSE, 6" THICK	SY	CONC	CONC
020014E16C		SLAB STABILIZATION AND SLAB JACKING URETHANE GROUT	LB	CONC	CONC
020014E16D		SLAB STABILIZATION, DEFLECTION TESTING	U	CONC	CONR
020014E18C		PARTIAL DEPTH CONCRETE PAVEMENT PATCH	SY	CONC	CONC
020014E18D		PARTIAL DEPTH CONCRETE PAVEMENT REPAIR	SF	CONC	CONR
020014E18E		PARTIAL DEPTH CONCRETE REPAIR	SY	CONC	CONR
020014E18G		FULL DEPTH REINFORCED CONCRETE REPAIR	SF	CONC	CONC
020014E18V		FULL DEPTH REINFORCED CONCRETE PAVEMENT REPAIR, VES	SF	CONC	CONC
020014E20C		CONCRETE SURFACE COURSE, 8" THICK	SY	CONC	CONC
020014E20D		CONCRETE SURFACE COURSE, REINFORCED, 8" THICK	SY	CONC	CONC
020014E20E		SCORED CONCRETE SURFACE COURSE, REINFORCED, 8" THICK	SY	CONC	CONC
020014E20H		RETROFIT DOWEL BARS	U	CONC	CONR
020014E21E		BRIDGE APPROACH SLABS, 13" THICK	SY	CONC	SLAB
020014E21F		BRIDGE APPROACH TRANSITION SLABS, 13" AVERAGE THICKNESS	SY	CONC	SLAB
020014E21G		TRANSVERSE EXPANSION JOINT, TYPE A	LF	CONC	CONC



New Jersey Department of Transportation
Capital Program Support
Spec Year 2001 Item List

06/02/2016


<u>Item Number</u>	<u>Alternate Item ID</u>	<u>Description</u>	<u>Units</u>	<u>Class</u>	<u>Type</u>
020014E21H		TRANSVERSE JOINT TIES	U	CONC	CONC
020014E21I		TRANSVERSE CONCRETE GROOVING	SY	CONC	SLAB
020014E21J		CRACK STITCHING	U	CONC	CONC
020014E21K		SEALING OF CRACKS AND JOINTS IN CONCRETE SURFACE COURSE	LF	CONC	BITM
020014E21L		CLEANING AND SEALING OF CRACKS AND JOINTS IN CONCRETE SURFACE	LF	CONC	CONC
020014E22C		CONCRETE SURFACE COURSE, 9" THICK	SY	CONC	CONC
020014E22D		CONCRETE SURFACE COURSE, REINFORCED, 9" THICK	SY	CONC	CONC
020014E25C		CONCRETE SURFACE COURSE, 10" THICK	SY	CONC	CONC
020014E25D		CONCRETE SURFACE COURSE, REINFORCED, 10" THICK	SY	CONC	CONC
020014E25H		TREATMENT OF CRACKS AND JOINTS IN CONCRETE SURFACE COURSE	LF	CONC	SLAB
020014E26B		CLEAN AND RESEAL JOINTS	LF	BRID	SLAB
020014E30C		CONCRETE SURFACE COURSE, 12" THICK	SY	CONC	CONC
020014E30D		CONCRETE SURFACE COURSE, REINFORCED, 12" THICK	SY	CONC	CONC
020014E31E		BRIDGE APPROACH SLABS, 18" THICK	SY	CONC	SLAB
020014E31F		BRIDGE APPROACH TRANSITION SLABS, 13.5" AVERAGE THICKNESS	SY	CONC	SLAB
020014E31G		TRANSVERSE EXPANSION JOINT, TYPE B	LF	CONC	CONC
020014E32C		CONCRETE SURFACE COURSE, 18" THICK	SY	CONC	CONC
020014E32D		CONCRETE SURFACE COURSE, REINFORCED 14" THICK	SY	CONC	CONC
020014E32E		BRIDGE APPROACH SLABS, 20" THICK	SY	CONC	SLAB
020014E36D		CONCRETE SURFACE COURSE, REINFORCED, 18" THICK	SY	PAVE	CONC
020014E41F		BRIDGE APPROACH TRANSITION SLABS, 14" AVERAGE THICKNESS	SY	CONC	SLAB
020014E51F		BRIDGE APPROACH TRANSITION SLABS, 15" AVERAGE THICKNESS	SY	CONC	SLAB
020014E52F		BRIDGE APPROACH TRANSITION SLABS, 16" AVERAGE THICKNESS	SY	CONC	SLAB
020014E53F		BRIDGE APPROACH TRANSITION SLABS, 17" AVERAGE THICKNESS	SY	CONC	SLAB
020014E54F		BRIDGE APPROACH TRANSITION SLABS, 18" AVERAGE THICKNESS	SY	CONC	SLAB
020014F01A		SUPERPAVE HOT MIX ASPHALT 12.5H64 SURFACE COURSE	T	ASPH	BITM
020014F01B		SUPERPAVE HOT MIX ASPHALT 19H64 INTERMEDIATE COURSE	T	ASPH	BITM
020014F01C		SUPERPAVE HOT MIX ASPHALT 19M64 BASE COURSE	T	ASPH	BITM
020014F01D		SUPERPAVE HOT MIX ASPHALT 12.5M64 BASE COURSE	T	ASPH	BITM



New Jersey Department of Transportation
Capital Program Support
Spec Year 2001 Item List

06/02/2016


<u>Item Number</u>	<u>Alternate Item ID</u>	<u>Description</u>	<u>Units</u>	<u>Class</u>	<u>Type</u>
020014F02A		SUPERPAVE HOT MIX ASPHALT 12.5H76 SURFACE COURSE	T	ASPH	BITM
020014F02B		SUPERPAVE HOT MIX ASPHALT 19V76 INTERMEDIATE COURSE	T	ASPH	BITM
020014F02C		SUPERPAVE HOT MIX ASPHALT 25M64 BASE COURSE	T	ASPH	BITM
020014F03A		SUPERPAVE HOT MIX ASPHALT 12.5V76 SURFACE COURSE	T	ASPH	BITM
020014F03B		SUPERPAVE HOT MIX ASPHALT 9.5M64 INTERMEDIATE COURSE	T	ASPH	BITM
020014F03C		SUPERPAVE HOT MIX ASPHALT 25H64 BASE COURSE	T	ASPH	BITM
020014F04A		SUPERPAVE HOT MIX ASPHALT 9.5M64 SURFACE COURSE	T	ASPH	BITM
020014F04B		SUPERPAVE HOT MIX ASPHALT 9.5H64 INTERMEDIATE COURSE	T	ASPH	BITM
020014F04C		SUPERPAVE HOT MIX ASPHALT 19H64 BASE COURSE	T	ASPH	BITM
020014F05A		SUPERPAVE HOT MIX ASPHALT 9.5H64 SURFACE COURSE	T	ASPH	BITM
020014F05B		SUPERPAVE HOT MIX ASPHALT 12.5M64 INTERMEDIATE COURSE	T	ASPH	BITM
020014F05C		SUPERPAVE HOT MIX ASPHALT 37.5M64 BASE COURSE	T	ASPH	BITM
020014F06A		SUPERPAVE HOT MIX ASPHALT 9.5M76 SURFACE COURSE	T	ASPH	BITM
020014F06B		SUPERPAVE HOT MIX ASPHALT 12.5H64 INTERMEDIATE COURSE	T	ASPH	BITM
020014F07A		SUPERPAVE HOT MIX ASPHALT 9.5H76 SURFACE COURSE	T	ASPH	BITM
020014F07B		SUPERPAVE HOT MIX ASPHALT 12.5M76 INTERMEDIATE COURSE	T	ASPH	BITM
020014F08A		SUPERPAVE HOT MIX ASPHALT 12.5M64 SURFACE COURSE	T	ASPH	BITM
020014F08B		SUPERPAVE HOT MIX ASPHALT 12.5H76 INTERMEDIATE COURSE	T	ASPH	BITM
020014F08C		SUPERPAVE HOT MIX ASPHALT 9.5H76 INTERMEDIATE COURSE	T	ASPH	BITM
020014F09A		SUPERPAVE HOT MIX ASPHALT 12.5M76 SURFACE COURSE	T	ASPH	BITM
020014F09B		SUPERPAVE HOT MIX ASPHALT 19M64 INTERMEDIATE COURSE	T	ASPH	BITM
020014F10B		SUPERPAVE HOT MIX ASPHALT 19M76 INTERMEDIATE COURSE	T	ASPH	BITM
020014F11B		SUPERPAVE HOT MIX ASPHALT 19H76 INTERMEDIATE COURSE	T	ASPH	BITM
020014F12C		SUPERPAVE HOT MIX ASPHALT, 25L64, BASE COURSE	T	ASPH	BITM
020014F13C		SUPERPAVE HOT MIX ASPHALT 19M64 BASE COURSE (___MUA)	T	ASPH	BITM
020014F99A		SUPERPAVE, NON-STANDARD/SUPPLEMENT COURSE	T	ASPH	BITM
020014G01B		BRIDGE DECK WATERPROOF SURFACE COURSE	T	BRID	WATE
020015A02X		DEWATERING	HOUR	MNBR	CONC
020015A02Y		AIR COMPRESSOR, 150-225 CFM	HOUR	MNBR	TIMA



New Jersey Department of Transportation
Capital Program Support
Spec Year 2001 Item List

06/02/2016


<u>Item Number</u>	<u>Alternate Item ID</u>	<u>Description</u>	<u>Units</u>	<u>Class</u>	<u>Type</u>
020015A03X		DEWATERING - PREMIUM	HOUR	MNBR	CONC
020015A04Y		AIR COMPRESSOR, 325-450 CFM	HOUR	MNBR	STRD
020015A06Y		AIR COMPRESSOR, 450-600 CFM	HOUR	MNBR	STRD
020015A06Z		ENGINEER DIVER, NORTH SECTION	MH	MNBR	DIVE
020015A07Z		ENGINEER DIVER, NORTH SECTION - PREMIUM	MH	MNBR	DIVE
020015A08Z		ENGINEER DIVER, SOUTH SECTION	MH	MNBR	DIVE
020015A09Z		ENGINEER DIVER, SOUTH SECTION - PREMIUM	MH	MNBR	DIVE
020015A10B		DOWEL HOLES	U	BRID	COSU
020015A10G		DRILL AND GROUT REINFORCING BARS	U	BRID	COSU
020015A10X		DELAMINATION SURVEY	HOUR	MNBR	CONC
020015A10Y		PORTABLE CORE DRILL	HOUR	MNBR	COST
020015A10Z		DIVER, NORTH SECTION	MH	MNBR	DIVE
020015A11A		CONCRETE IN STRUCTURES, CULVERTS	CY	CONC	COCU
020015A11B		CONCRETE IN STRUCTURES, SPILLWAY	CY	CONC	COSU
020015A11C		CONCRETE IN STRUCTURES, BARRIER CURB	LF	CURB	COCU
020015A11D		CONCRETE IN STRUCTURE	CY	CONC	COSU
020015A11E		CONCRETE IN SUBSTRUCTURE, ABOVE FOOTINGS	CY	CONC	COSB
020015A11M		REINFORCED CONCRETE BOX CULVERT, PRECAST	LF	BRID	PREC
020015A11Z		DIVER, NORTH SECTION - PREMIUM	MH	MNBR	DIVE
020015A12A		CONCRETE BRIDGE APPROACH SLAB	SY	CONC	SLAB
020015A12B		CONCRETE IN SUBSTRUCTURES, ABUTMENT WALLS	CY	CONC	COSB
020015A12D		REINFORCED CONCRETE BACKWALL, PRECAST	CY	BRID	PREC
020015A12Y		JET PUMP	HOUR	MNBR	COST
020015A12Z		DIVER, SOUTH SECTION	MH	MNBR	DIVE
020015A13A		CONCRETE BRIDGE APPROACH SLAB	CY	CONC	SLAB
020015A13B		BRIDGE APPROACH SLAB, 18" THICK	CY	CONC	SLAB
020015A13C		CONCRETE IN SUPERSTRUCTURE, DECK SLABS	CY	CONC	COSP
020015A13D		CONCRETE IN APPROACH SLAB, HPC	CY	CONC	SLAB
020015A13E		CONCRETE IN SUPERSTRUCTURE, DECK SLABS-HIGH EARLY STRENGTH	CY	CONC	COSP



New Jersey Department of Transportation
Capital Program Support
Spec Year 2001 Item List

06/02/2016

<u>Item Number</u>	<u>Alternate Item ID</u>	<u>Description</u>	<u>Units</u>	<u>Class</u>	<u>Type</u>
020015A13F		RELIEF SLAB, 12" THICK	SY	CONC	SLAB
020015A13Z		DIVER, SOUTH SECTION - PREMIUM	MH	MNBR	DIVE
020015A14A		CONCRETE IN STRUCTURE, HPC	CY	CONC	COSU
020015A14B		CONCRETE IN SUBSTRUCTURES HPC	CY	CONC	COSB
020015A14C		CONCRETE IN SUPERSTRUCTURE, DECK SLABS WITH CORROSION INHIBITOR ADMIXTURE	CY	CONC	COSP
020015A14D		CONCRETE IN STRUCTURES, CAST-IN-PLACE SLABS	CY	CONC	COSU
020015A14E		CONCRETE IN STRUCTURES, SLAB ON GRADE	CY	CONC	COSU
020015A14F		BRIDGE RELIEF SLAB - HPC	SY	CONC	SLAB
020015A14G		SAWCUT GROOVED BRIDGE RELIEF SLABS	SY	CONC	SLAB
020015A14H		SAWCUT GROOVED SURFACE, APPROACH SLAB	SF	CONC	SLAB
020015A14I		CONCRETE IN STRUCTURES, MOMENT SLABS	CY	CONC	COSU
020015A14Y		BLAST CLEANING UNIT	HOUR	MNBR	COST
020015A15B		CRACK SPANNING MEMBRANE	LF	CONC	DECK
020015A15C		CONCRETE IN SUPERSTRUCTURE, DECK SLABS HPC	CY	CONC	COSB
020015A15D		CONCRETE IN SUPERSTRUCTURE, DECK SLABS, VESLMC	CY	BRID	COSP
020015A15F		DIAMOND GRINDING, CONCRETE DECK SURFACE	SF	BRID	DECK
020015A15H		CONCRETE IN HEADBLOCK, HPC	CY	CONC	COSU
020015A15P		PIER CAP RECONSTRUCTION	CY	BRID	MISC
020015A15Q		PEDESTAL RECONSTRUCTION	U	BRID	COSU
020015A16Y		WATER-BLAST CLEANING UNIT	HOUR	MNBR	COST
020015A16Z		ADDITIONAL DIVER, NORTH SECTION	MH	MNBR	DIVE
020015A17Z		ADDITIONAL DIVER, NORTH SECTION - PREMIUM	MH	MNBR	DIVE
020015A18Y		TRASH PUMP	HOUR	MNBR	COST
020015A18Z		ADDITIONAL DIVER, SOUTH SECTION	MH	MNBR	DIVE
020015A19Z		ADDITIONAL DIVER, SOUTH SECTION - PREMIUM	MH	MNBR	DIVE
020015A20H		1 3/4" X 1 3/4" PREFORMED ELASTOMERIC JOINT SEALER	LF	BRID	JOIN
020015A20I		4" X 3 3/4" REINFORCED ELASTOMERIC EXPANSION DAM	LF	BRID	JOIN
020015A20X		EPOXY PRESSURE INJECTION	MH	MNBR	STRD
020015A20Y		WALK-BEHIND CONCRETE SAW	HOUR	MNBR	COST



New Jersey Department of Transportation
Capital Program Support
Spec Year 2001 Item List

06/02/2016

<u>Item Number</u>	<u>Alternate Item ID</u>	<u>Description</u>	<u>Units</u>	<u>Class</u>	<u>Type</u>
020015A20Z		MARINE CONSTRUCTION, NORTH SECTION	MH	MNBR	DIVE
020015A21A		CONCRETE IN STRUCTURES, FOOTINGS	CY	CONC	COSU
020015A21D		CONCRETE SEAL IN COFFERDAMS	CY	CONC	COSB
020015A21E		REINFORCEMENT STEEL IN STRUCTURES	LB	BRID	REIN
020015A21F		DAMPPROOFING	SY	BRID	WATE
020015A21G		WATERPROOFING	SY	BRID	WATE
020015A21H		ANTI-GRAFFITI PROTECTION	SY	MISC	MISC
020015A21I		1 3/4" X 2" PREFORMED ELASTOMERIC SEALER	LF	BRID	JOIN
020015A21L		SAWCUT GROOVED DECK SURFACE	SF	BRID	DECK
020015A21X		EPOXY PRESSURE INJECTION - PREMIUM	MH	MNBR	PREM
020015A21Y		WALK-BEHIND CONCRETE SAW - PREMIUM	HOUR	MNBR	PREM
020015A21Z		MARINE CONSTRUCTION, NORTH SECTION - PREMIUM	MH	MNBR	DIVE
020015A22B		CONCRETE IN SUBSTRUCTURES, PIER COLUMNS AND CAPS	CY	CONC	COSB
020015A22Z		MARINE CONSTRUCTION, SOUTH SECTION	MH	MNBR	DIVE
020015A23C		CONCRETE IN SUPERSTRUCTURE, SIDEWALKS	CY	CONC	COSP
020015A23J		STRIP SEAL EXPANSION DAM	LF	BRID	JOIN
020015A23Z		MARINE CONSTRUCTION, SOUTH SECTION - PREMIUM	MH	MNBR	DIVE
020015A24C		CONCRETE IN SUPERSTRUCTURE, SIDEWALKS HPC	CY	CONC	COSB
020015A24D		CONCRETE IN SUPERSTRUCTURES, RELIEF SLAB INTEGRAL ABUTMENT-HPC	CY	CONC	COSP
020015A24E		CONCRETE CURB, SIDEWALK AND PARAPET SPALL REPAIR	SF	BRID	COSP
020015A24F		CONCRETE IN SUPERSTRUCTURES, SLEEPER SLAB INTEGRAL ABUTMENT-HPC	CY	CONC	COSP
020015A24G		REHABILITATION OF EXISTING STEEL PLATE OVER SIDEWALK JOINT	U	BRID	MISC
020015A24H		REHABILITATION OF EXISTING STEEL CURB ANGLE	LF	BRID	MISC
020015A24J		STAIR SPALL REPAIR	SF	BRID	MISC
020015A24K		ROCK ANCHORS	LF	BRID	ANCH
020015A24X		MUD JACKING	HOUR	MNBR	CONC
020015A25X		MUD JACKING - PREMIUM	HOUR	MNBR	CONC
020015A26M		MODULAR EXPANSION JOINT	LF	BRID	JOIN
020015A26P		POURED EXPANSION JOINTS	LF	BRID	JOIN



New Jersey Department of Transportation
Capital Program Support
Spec Year 2001 Item List

06/02/2016

<u>Item Number</u>	<u>Alternate Item ID</u>	<u>Description</u>	<u>Units</u>	<u>Class</u>	<u>Type</u>
020015A28P		PREFABRICATED SUPERSTRUCTURE UNITS	SF	BRID	PREC
020015A28Q		PREFABRICATED SUPERSTRUCTURE UNITS, HPC	SF	BRID	PREC
020015A30A	NS	PRECAST CONCRETE STRUCTURE	LF	CONC	COCU
020015A30H		2 1/2" X 2 1/2" PREFORMED ELASTOMERIC JOINT SEALER	LF	BRID	JOIN
020015A30X		REINFORCEMENT STEEL	MH	MNBR	CONC
020015A30Y		JACKING SYSTEM, 50 TON	HOUR	MNBR	COST
020015A31A		CONCRETE IN STRUCTURES, RETAINING WALLS	CY	CONC	COSB
020015A31E		REINFORCEMENT STEEL IN STRUCTURES, EPOXY- COATED	LB	BRID	REIN
020015A31G		EPOXY WATERPROOFING SEAL COAT	SY	BRID	WATE
020015A31I		2 1/2" X 2 3/4" PREFORMED ELASTOMERIC SEALER	LF	BRID	JOIN
020015A31L		PRESSURE INJECTION, CONCRETE CRACKS	LF	BRID	DECK
020015A31X		REINFORCEMENT STEEL - PREMIUM	MH	MNBR	CONC
020015A32B		CONCRETE IN SUBSTRUCTURES, PIER SHAFTS	CY	CONC	COSP
020015A32D		SUBSTRUCTURE REPAIRS	SF	CONC	COSP
020015A32Y		JACKING SYSTEM (PAN CAKE), 50 TON	HOUR	MNBR	COST
020015A33B		CONCRETE IN SUPERSTRUCTURE, PARAPETS, HIGH EARLY STRENGTH	LF	BRID	COSP
020015A33C		CONCRETE IN SUPERSTRUCTURE, PARAPETS	LF	BRID	COSP
020015A33E		BARRIER PARAPET MODIFICATIONS	LF	BRID	COSP
020015A33F		BARRIER PARAPET EXTENSION	LF	BRID	COSP
020015A34A		CONCRETE GIRDER/FLOORBEAM SPALL REPAIR FOR CONCRETE SPANS	SF	BRID	COSU
020015A34C		CONCRETE IN SUPERSTRUCTURE, PARAPETS HPC	LF	BRID	COSB
020015A34D		CONCRETE IN SUPERSTRUCTURE, PARAPETS, VESLMC	LF	BRID	COSP
020015A34E		CONCRETE IN SUPERSTRUCTURE, MEDIAN BARRIER, VESLMC	LF	BRID	COSP
020015A34F		CONCRETE IN SUPERSTRUCTURE, MEDIAN BARRIER-HIGH EARLY STRENGTH	LF	BRID	COSP
020015A34G		CONCRETE IN SUPERSTRUCTURE, MEDIAN SLAB-HPC	CY	BRID	COSP
020015A34H		HEADER RECONSTRUCTION, VESLMC	LF	BRID	COSP
020015A34J		HEADER RECONSTRUCTION	CY	BRID	COSP
020015A34K		HEADER RECONSTRUCTION-HIGH EARLY STRENGTH	LF	BRID	COSP
020015A34M		CONCRETE IN SLEEPER SLAB	CY	CONC	COSU



New Jersey Department of Transportation
Capital Program Support
Spec Year 2001 Item List

06/02/2016


<u>Item Number</u>	<u>Alternate Item ID</u>	<u>Description</u>	<u>Units</u>	<u>Class</u>	<u>Type</u>
020015A34Z		ADDITIONAL TENDER	MH	MNBR	STRD
020015A35Z		ADDITIONAL TENDER - PREMIUM	MH	MNBR	PREM
020015A36Y		JACKING SYSTEM, 100 TON	HOUR	MNBR	COST
020015A36Z		LABORER	MH	MNBR	STRD
020015A37Y		GIRDER JACKING	LS	BRID	COSP
020015A37Z		LABORER - PREMIUM	MH	MNBR	PREM
020015A38Y		JACKING SYSTEM (PAN CAKE), 100 TON	HOUR	MNBR	COST
020015A40H		4" X 4" PREFORMED ELASTOMERIC JOINT SEALER	LF	BRID	JOIN
020015A40L		TECHCRETE	SF	CONC	JOIN
020015A40N		SUBSTRUCTURE SHOTCRETE REPAIR	SF	BRID	COSB
020015A40P		SUBSTRUCTURE SPALL REPAIR	SF	BRID	COSB
020015A40W		CONCRETE REPAIRS	SF	MNBR	CONC
020015A40X		CONCRETE REPAIR	MH	MNBR	CONC
020015A40Y		MECHANICAL MORTAR MIXER	HOUR	MNBR	COST
020015A40Z		DIVING WORK BOAT, FULLY OPERATED	HOUR	MNBR	STRD
020015A41E		REINFORCED STEEL IN STRUCTURES, GALVANIZED	LB	BRID	REIN
020015A41I		4" X 4 3/4" PREFORMED ELASTOMERIC SEALER	LF	BRID	JOIN
020015A41X		CONCRETE REPAIR - PREMIUM	MH	MNBR	CONC
020015A41Z		DIVING WORK BOAT, FULLY OPERATED - PREMIUM	HOUR	MNBR	PREM
020015A42Y		MECHANICAL CONCRETE MIXER	HOUR	MNBR	COST
020015A44X		CONCRETE REMOVAL	MH	MNBR	CONC
020015A44Y		CONCRETE PUMP	HOUR	MNBR	COST
020015A45X		CONCRETE REMOVAL - PREMIUM	MH	MNBR	CONC
020015A45Y		CONCRETE PUMP - PREMIUM	HOUR	MNBR	COST
020015A46Y		GROUT PUMP	HOUR	MNBR	DIVE
020015A48X		FORMING	MH	MNBR	CONC
020015A48Y		CONVEYOR	HOUR	MNBR	CONR
020015A49X		FORMING - PREMIUM	MH	MNBR	CONC
020015A49Y		CONVEYOR - PREMIUM	HOUR	MNBR	PREM



New Jersey Department of Transportation
Capital Program Support
Spec Year 2001 Item List

06/02/2016


<u>Item Number</u>	<u>Alternate Item ID</u>	<u>Description</u>	<u>Units</u>	<u>Class</u>	<u>Type</u>
020015A50Y		STAKE BODY TRUCK	HOUR	MNBR	CONR
020015A50Z		UNDERWATER VIDEO INSPECTION EQUIPMENT	HOUR	MNBR	DIVE
020015A51H		6" X 5 3/4" PREFORMED ELASTOMERIC JOINT SEALER	LF	BRID	JOIN
020015A51Y		STAKE BODY TRUCK - PREMIUM	HOUR	MNBR	TIMA
020015A52Y		STAKE BODY TRUCK, UNMANNED	HOUR	MNBR	TIMA
020015A54Y		PICK-UP TRUCK, 4X2 GAS POWERED	HOUR	MNBR	TIMA
020015A54Z		UNDERWATER ULTRASONIC INSPECTION EQUIPMENT	HOUR	MNBR	DIVE
020015A55Y		PICK-UP TRUCK, 4X2 GAS POWERED - PREMIUM	HOUR	MNBR	TIMA
020015A56Y		GAS POWERED PICKUP TRUCK, 4X2, UNMANNED	HOUR	MNBR	TIMA
020015A58Y		FLAT-BED TRAILER WITH TRACTOR	HOUR	MNBR	TIMA
020015A58Z		RECORDING FATHOMETER	HOUR	MNBR	DIVE
020015A59Y		FLAT-BED TRAILER WITH TRACTOR - PREMIUM	HOUR	MNBR	TIMA
020015A60Y		FLATBED TRAILER WITH TRACTOR, UNMANNED	HOUR	MNBR	TIMA
020015A62Z		UNDERWATER HYDRAULIC SYSTEM	HOUR	MNBR	DIVE
020015A64Y		COMBINATION LOADER/BACKHOE	HOUR	MNBR	TIMA
020015A64Z		UNDERWATER PNEUMATIC SYSTEM	HOUR	MNBR	DIVE
020015A65Y		COMBINATION LOADER/BACKHOE - PREMIUM	HOUR	MNBR	PREM
020015A67Y		LOADER	HOUR	MNBR	COST
020015A68Y		LOADER - PREMIUM	HOUR	MNBR	COST
020015A70Y		TRUCK-MOUNTED CRANE	HOUR	MNBR	TIMA
020015A70Z		UNDERWATER WATER BLASTING SYSTEM	HOUR	MNBR	DIVE
020015A71Y		TRUCK-MOUNTED CRANE - PREMIUM	HOUR	MNBR	TIMA
020015A72Y		TON CRANE	HOUR	MNBR	DIVE
020015A73Y		TON CRANE - PREMIUM	HOUR	MNBR	DIVE
020015A74Y		TRUCK CRANE, 80 TON	HOUR	MNBR	COST
020015A75Y		TRUCK CRANE, 80 TON - PREMIUM	HOUR	MNBR	COST
020015A76Y		ROUGH TERRAIN CRANE, 30 TON	HOUR	MNBR	CSTM
020015A77Y		ROUGH TERRAIN CRANE, 30 TON - PREMIUM	HOUR	MNBR	CSTM
020015A78Y		MANPOWER ACCESS MACHINE, TRUCK-MOUNTED	HOUR	MNBR	COST



New Jersey Department of Transportation
Capital Program Support
Spec Year 2001 Item List

06/02/2016


<u>Item Number</u>	<u>Alternate Item ID</u>	<u>Description</u>	<u>Units</u>	<u>Class</u>	<u>Type</u>
020015A79Y		MANPOWER ACCESS MACHINE, TRUCK-MOUNTED - PREMIUM	HOUR	MNBR	COST
020015A80Y		MANPOWER ACCESS MACHINE, SELF-PROPELLED	HOUR	MNBR	CSTM
020015A81Z		UNDERWATER CUTTING EQUIPMENT	HOUR	MNBR	DIVE
020015A85Y		TUG BOAT	HOUR	MNBR	DIVE
020015A86Y		TUG BOAT - PREMIUM	HOUR	MNBR	DIVE
020015A90Y		WORKING BARGE, SELF-PROPELLED	HOUR	MNBR	TIMA
020015A91Y		WORKING BARGE, SELF-PROPELLED - PREMIUM	HOUR	MNBR	TIMA
020015A94Y		ACCESS WORK BOAT	HOUR	MNBR	TIMA
020015A95A		EMERGENCY CONCRETE STRUCTURE REPAIR	LS	BRID	CONC
020015A95Y		ACCESS WORK BOAT - PREMIUM	HOUR	MNBR	TIMA
020015B05A		EMERGENCY STEEL STRUCTURE REPAIR	LS	BRID	STEE
020015B13B		REINFORCED CONCRETE BOX CULVERT, PRECAST	LF	BRID	PREC
020015B21A		PRECAST CONCRETE ARCH STRUCTURE	LF	BRID	PREC
020015B21C		PRESTRESSED CONCRETE BEAMS, 36"	LF	BRID	PREC
020015B21D		PRESTRESSED CONCRETE BEAMS, 17" X 36"	LF	BRID	PREC
020015B30E		PRESTRESSED CONCRETE SLAB BEAMS (TYPE SII-36), 36" X 15"	LF	BRID	PREC
020015B31C		PRESTRESSED CONCRETE BEAMS, 45"	LF	BRID	PREC
020015B31D		PRESTRESSED CONCRETE BEAMS, 17" X 48	LF	BRID	PREC
020015B32E		PRESTRESSED CONCRETE SLAB BEAMS (TYPE SIII-36), 36" X 18"	LF	BRID	PREC
020015B33D		PRESTRESSED CONCRETE BOX BEAMS (TYPE BI-36), 36" X 27"	LF	BRID	PREC
020015B34E		PRESTRESSED CONCRETE SLAB BEAMS (TYPE SIV-36), 36" X 21"	LF	BRID	PREC
020015B35D		PRESTRESSED CONCRETE BOX BEAMS (TYPE BII-36), 36" X 33"	LF	BRID	PREC
020015B37D		PRESTRESSED CONCRETE BOX BEAMS (TYPE BIII-36), 36" X 39"	LF	BRID	PREC
020015B39D		PRESTRESSED CONCRETE BOX BEAMS (TYPE BIV-36), 36" X 42"	LF	BRID	PREC
020015B41C		PRESTRESSED CONCRETE BEAMS, 48"	LF	BRID	PREC
020015B41D		PRESTRESSED CONCRETE BEAMS, 18" X 48"	LF	BRID	PREC
020015B45C		PRETENSIONED PRESTRESSED CONCRETE BEAMS, 45"	LF	BRID	PREC
020015B45D		PRESTRESSED CONCRETE BEAMS, 21" X 48"	LF	BRID	PREC
020015B51C		PRESTRESSED CONCRETE BEAMS, 54"	LF	BRID	PREC



New Jersey Department of Transportation
Capital Program Support
Spec Year 2001 Item List

06/02/2016


<u>Item Number</u>	<u>Alternate Item ID</u>	<u>Description</u>	<u>Units</u>	<u>Class</u>	<u>Type</u>
020015B51D		PRESTRESSED CONCRETE BEAMS, 27" X 36"	LF	BRID	PREC
020015B53D		PRESTRESSED CONCRETE BEAMS, 27" X 48"	LF	BRID	PREC
020015B54C		PRETENSIONED PRESTRESSED CONCRETE BEAMS, 54"	LF	BRID	PREC
020015B60E		PRESTRESSED CONCRETE SLAB BEAMS (TYPE SII-48), 48" X 15"	LF	BRID	PREC
020015B61D		PRESTRESSED CONCRETE BEAMS, 33" X 36"	LF	BRID	PREC
020015B62E		PRESTRESSED CONCRETE SLAB BEAMS (TYPE SIII-48), 48" X 18"	LF	BRID	PREC
020015B63C		PRETENSIONED PRESTRESSED CONCRETE BEAMS, 63"	LF	BRID	PREC
020015B63D		PRESTRESSED CONCRETE BOX BEAMS (TYPE BI-48), 48" X 27"	LF	BRID	PREC
020015B64E		PRESTRESSED CONCRETE SLAB BEAMS (TYPE SIV-48), 48" X 21"	LF	BRID	PREC
020015B65D		PRESTRESSED CONCRETE BOX BEAMS (TYPE BII-48), 48" X 33"	LF	BRID	PREC
020015B66F		PRECAST POST-TENSIONED BOX GIRDERS	LF	BRID	PREC
020015B67D		PRESTRESSED CONCRETE BOX BEAMS (TYPE BIII-48), 48" X 39"	LF	BRID	PREC
020015B69D		PRESTRESSED CONCRETE BOX BEAMS (TYPE BIV-48), 48" X 42"	LF	BRID	PREC
020015B70E		PRECAST POST-TENSIONED CONCRETE DECK PANELS	LF	BRID	PREC
020015B72C		PRETENSIONED PRESTRESSED CONCRETE BEAMS, 72"	LF	BRID	PREC
020015B73L		PRECAST LAGGING FOR WINGWALLS	SF	BRID	PREC
020015C02Z		WELDING STEEL, SHOP	MH	MNBR	STEE
020015C03Z		WELDING STEEL, SHOP - PREMIUM	MH	MNBR	STEE
020015C06Z		WELDING STEEL, FIELD	MH	MNBR	STEE
020015C07Z		WELDING STEEL, FIELD - PREMIUM	MH	MNBR	STEE
020015C12Z		SHOP FABRICATION, MISCELLANEOUS (NON-WELDED)	MH	MNBR	STEE
020015C13Z		SHOP FABRICATION, MISCELLANEOUS (NON-WELDED) - PREMIUM	MH	MNBR	STEE
020015C16Z		FIELD FABRICATION, MISCELLANEOUS (NON-WELDED)	MH	MNBR	STEE
020015C17Z		FIELD FABRICATION, MISCELLANEOUS (NON-WELDED) - PREMIUM	MH	MNBR	STEE
020015C19A		STRUCTURAL STEEL	LS	BRID	STEL
020015C20A		STEEL REHABILITATION (IF AND WHERE DIRECTED)	LB	BRID	STEL
020015C20D		REPLACE DETERIORATED RIVETS WITH HIGH-STRENGTH BOLTS	U	BRID	STEL
020015C20F		REMOVAL OF LOOSE CONCRETE ENCASEMENT FROM STRUCTURAL STEEL MEMBERS	SF	BRID	STEL
020015C21B		STEEL BEARINGS FOR PRESTRESSED CONCRETE	LS	BRID	STEL



New Jersey Department of Transportation
Capital Program Support
Spec Year 2001 Item List

06/02/2016

<u>Item Number</u>	<u>Alternate Item ID</u>	<u>Description</u>	<u>Units</u>	<u>Class</u>	<u>Type</u>
020015C21G		STEEL GRID FLOORING	SF	BRID	STEL
020015C21H		SHEAR CONNECTORS	U	BRID	STEL
020015C21J		RESET STEEL STRINGERS	U	BRID	STEL
020015C21L		MECHANICAL CONNECTORS	U	BRID	STEL
020015C22D		STRUCTURAL STEEL DECK JOINTS	LS	BRID	STEL
020015C22Z		FLAT-BED TRUCK, 4X2	HOUR	MNBR	TIMB
020015C23B		REINFORCED ELASTOMERIC BEARING ASSEMBLY	U	BRID	STEL
020015C23D		LAMINATED ELASTOMERIC BEARING	U	BRID	STEL
020015C23F		HIGH LOAD MULTI ROTATION BEARINGS	U	BRID	STEL
020015C23Z		FLAT-BED TRUCK, 4X2 - PREMIUM	HOUR	MNBR	TIMB
020015C24Z		FLAT-BED TRUCK, 4X2, UNMANNED	HOUR	MNBR	TIMB
020015C26Z		ROLL-BACK TRUCK WITH WINCH	HOUR	MNBR	TIMB
020015C27Z		ROLL-BACK TRUCK WITH WINCH - PREMIUM	HOUR	MNBR	TIMB
020015C29A		STRUCTURAL STEEL	LB	BRID	STEL
020015C31G		FORMED STEEL FLOORING FOR PEDESTRIAN BRIDGES	SF	BRID	STEL
020015C31H		SHEAR CONNECTORS, GALVANIZED	U	BRID	STEL
020015C41H		STRUCTURAL BEARING ASSEMBLY	U	BRID	STEL
020015C41I		STRUCTURAL BEARING ASSEMBLY, SEISMIC	U	BRID	STEL
020015C42D		ACCESS DOOR	U	BRID	MISC
020015D20Z		TIMBER WORK, NORTH	MH	MNBR	TIMB
020015D21C		TREATED TIMBER STRUCTURES	MBM	BRID	TIMB
020015D21D		TREATED TIMBER STRUCTURES, BRIDGE DECKING	MBM	BRID	TIMB
020015D21E		UNTREATED TIMBER STRUCTURES	MBM	BRID	TIMB
020015D21Z		TIMBER WORK, NORTH - PREMIUM	MH	MNBR	TIMB
020015D22Z		TIMBER WORK, SOUTH	MH	MNBR	TIMB
020015D23Z		TIMBER WORK, SOUTH - PREMIUM	MH	MNBR	TIMB
020015D24Z		TIMBER WORK	MH	MNBR	TIMB
020015D25Z		TIMBER WORK - PREMIUM	MH	MNBR	TIMB
020015D30Z		MISCELLANIOUS	U	MNBR	STRD



New Jersey Department of Transportation
Capital Program Support
Spec Year 2001 Item List

06/02/2016

<u>Item Number</u>	<u>Alternate Item ID</u>	<u>Description</u>	<u>Units</u>	<u>Class</u>	<u>Type</u>
020015D31D		TREATED TIMBER STRUCTURES, SHEETING	MBM	BRID	TIMB
020015D40Z		DIVER AND TENDER	HOUR	MNBR	STRD
020015D41D		TREATED TIMBER STRUCTURES, WALES	MBM	BRID	TIMB
020015D41Z		DIVER AND TENDER - PREMIUM	HOUR	MNBR	PREM
020015D46Z		WORK BOAT	HOUR	MNBR	STRD
020015E17A		PREBORED HOLES	LF	BRID	PILE
020015E18D		PRESTRESSED CONCRETE PILES, FURNISHED	LF	BRID	PILE
020015E18E		PRESTRESSED CONCRETE PILES, DRIVEN	LF	BRID	PILE
020015E19B		TEST PILES, DRIVEN	LF	BRID	PILE
020015E19C		TEST PILES, FURNISHED	LF	BRID	PILE
020015E19D		TEST PILES	LF	BRID	PILE
020015E20Z		LAND BASED PILE DRIVER	HOUR	MNBR	TIMA
020015E21K		SPLICES, FOR STEEL H-PILES	U	BRID	PILE
020015E21L		LOAD TESTS	U	BRID	PILE
020015E21M		FURNISHING EQUIPMENT FOR DRIVING PILES	LS	BRID	PILE
020015E21Z		LAND BASED PILE DRIVER - PREMIUM	HOUR	MNBR	TIMA
020015E23H		STEEL H-PILES, HP, DRIVEN, 10" X 42 LB/FOOT	LF	BRID	PILE
020015E23I		STEEL H-PILES, HP, FURNISHED, 10" X 42 LB/FOOT	LF	BRID	PILE
020015E24R		POINT REINFORCEMENT FOR STEEL PILES	U	BRID	PILE
020015E26H		STEEL H-PILES, HP, DRIVEN, 10" X 57 LB/FOOT	LF	BRID	PILE
020015E26I		STEEL H-PILES, HP, FURNISHED, 10" X 57 LB/FOOT	LF	BRID	PILE
020015E26K		PILE SHOES	U	BRID	PILE
020015E26L		STATIC PILE LOAD TESTS	U	BRID	PILE
020015E27C		PROTECTIVE PILE COATING	LF	BRID	PILE
020015E28L		DYNAMIC PILE LOAD TESTS	U	BRID	PILE
020015E29C		CAST-IN-PLACE PILES, AUGERED, 20" DIAMETER	LF	BRID	PILE
020015E30C		CAST-IN-PLACE CONCRETE PILES, DRIVEN, 12" DIAMETER	LF	BRID	PILE
020015E30D		PRECAST CONCRETE PILES, DRIVEN, 12" X 12"	LF	BRID	PILE
020015E30E		CAST-IN-PLACE CONCRETE PILES, FURNISHED, 12" DIAMETER	LF	BRID	PILE



New Jersey Department of Transportation
Capital Program Support
Spec Year 2001 Item List

06/02/2016

<u>Item Number</u>	<u>Alternate Item ID</u>	<u>Description</u>	<u>Units</u>	<u>Class</u>	<u>Type</u>
020015E30F		PRECAST CONCRETE PILES, FURNISHED, 12 X 12"	LF	BRID	PILE
020015E30I		UNTREATED TIMBER PILES, DRIVEN, 12" DIAMETER	LF	BRID	PILE
020015E30J		UNTREATED TIMBER PILES, FURNISHED, 12" DIAMETER	LF	BRID	PILE
020015E30Z		BARGE BASED PILE DRIVER, 80 FOOT PILES	HOUR	MNBR	TIMA
020015E31J		TREATED TIMBER PILES, DRIVEN, 12" DIAMETER	LF	BRID	PILE
020015E31K		TREATED TIMBER PILES, FURNISHED, 12" DIAMETER	LF	BRID	PILE
020015E31Z		BARGE BASED PILE DRIVER, 80 FOOT PILES- PREMIUM	HOUR	MNBR	TIMA
020015E33H		STEEL H-PILES, HP, DRIVEN, 12" X 53 LB/FOOT	LF	BRID	PILE
020015E33I		STEEL H-PILES, HP, FURNISHED, 12" X 53 LB/FOOT	LF	BRID	PILE
020015E34Z		BARGE BASED PILE DRIVER, 60 FOOT PILES	HOUR	MNBR	TIMA
020015E35Z		BARGE BASED PILE DRIVER, 60 FOOT PILES- PREMIUM	HOUR	MNBR	TIMA
020015E37H		STEEL H-PILES, HP, DRIVEN, 12" X 74 LB/FOOT	LF	BRID	PILE
020015E37I		STEEL H-PILES, HP, FURNISHED, 12" X 74 LB/FOOT	LF	BRID	PILE
020015E44H		STEEL H-PILES, HP, DRIVEN, 14" X 73 LB/FOOT	LF	BRID	PILE
020015E44I		STEEL H-PILES, HP, FURNISHED, 14" X 73 LB/FOOT	LF	BRID	PILE
020015E45H		STEEL H-PILES, DRIVEN, HP 14" X 89 LB/FT	LF	BRID	PILE
020015E45I		STEEL H-PILES, FURNISHED, HP 14" X 89 LB/FT	LF	BRID	PILE
020015E46H		STEEL H-PILES, HP, DRIVEN, 14" X 102 LB/FOOT	LF	BRID	PILE
020015E46I		STEEL H-PILES, HP, FURNISHED, 14" X 102 LB/FOOT	LF	BRID	PILE
020015E47H		STEEL H-PILES, HP, DRIVEN, 14" X 117 LB/FOOT	LF	BRID	PILE
020015E47I		STEEL H-PILES, HP, FURNISHED, 14" X 117 LB/FOOT	LF	BRID	PILE
020015E48B		STEEL STUDS	U	BRID	STEL
020015E48F		STEEL SOLDIER PILES	LF	BRID	PILE
020015E49B		STEEL PILES, FURNISHED, W18 X 175	LF	BRID	PILE
020015E49C		STEEL PILES, FURNISHED, W24 X 229	LF	BRID	PILE
020015E49D		STEEL PILES, FURNISHED, W30 X 292	LF	BRID	PILE
020015E50A		CONCRETE-FILLED STEEL PIPE PILES, FURNISHED, 14" DIAMETER	LF	BRID	PILE
020015E50B		CONCRETE-FILLED STEEL PIPE PILES, DRIVEN, 14" DIAMETER	LF	BRID	PILE
020015E50C		CONCRETE-FILLED STEEL PIPE PILE SPLICES	U	BRID	PILE



New Jersey Department of Transportation
Capital Program Support
Spec Year 2001 Item List

06/02/2016

<u>Item Number</u>	<u>Alternate Item ID</u>	<u>Description</u>	<u>Units</u>	<u>Class</u>	<u>Type</u>
020015E50D		RESTRIKING PILES	U	BRID	PILE
020015F10F		FIBERGLSS REINFORCED PLASTIC PILE (FRPP), 10" DIAMETER	LF	BRID	PILE
020015F12F		FIBERGLASS-CONCRETE COMPOSITE PILE (FCCP), 12" DIAMETER	LF	BRID	PILE
020015F14F		FIBERGLASS REINFORCED PLASTIC LUMBER (FRPL)	CF	BRID	PILE
020015F15D		PERMANENT STEEL SHEETING	SF	BRID	PILE
020015F16S		SHEET PILE WALL	SF	BRID	PILE
020015F21C		CONCRETE SHEET PILING	SF	BRID	PILE
020015F21D		STEEL SHEET PILING	SF	BRID	PILE
020015F21E		UNTREATED TIMBER SHEET PILING	SF	BRID	PILE
020015F21F		TREATED TIMBER SHEET PILING	SF	BRID	PILE
020015F21G		TIE RODS	LB	BRID	ANCH
020015F22F		STEEL SHEETING RETAINING WALL WITH SHOTCRETE	SF	MISC	MISC
020015G18Z		PNEUMATICALLY APPLIED MORTAR	HOUR	MNBR	CONC
020015G19Z		PNEUMATICALLY APPLIED MORTAR - PREMIUM	MH	MNBR	PREM
020015G21C		PNEUMATICALLY APPLIED MORTAR	SF	BRID	MORT
020015G21D		PNEUMATICALLY APPLIED MORTAR	LB	BRID	MORT
020015G21E		REINFORCING MESH AND BOLTS	LB	BRID	PILE
020015G21F		REINFORCING BARS AND BOLTS	LB	BRID	PILE
020015H01B		DRIDGE RAILING, REPAIR & PAINTING	LF	BRID	RAIL
020015H01E		METAL RAILING (1 RAIL, ALUMINUM)	LF	BRID	RAIL
020015H01F		METAL RAILING (1 RAIL, STEEL)	LF	BRID	RAIL
020015H02E		METAL RAILING (2 RAIL, ALUMINUM)	LF	BRID	RAIL
020015H02F		METAL RAILING (2 RAIL, STEEL)	LF	BRID	RAIL
020015H02G		METAL RAILING	LF	BRID	RAIL
020015H02T		HEAVY TRUCK PARAPET STEEL RAILING	LF	BRID	RAIL
020015H02Z		WELDING ALUMINUM, SHOP	MH	MNBR	STEE
020015H03E		METAL RAILING (3 RAIL, ALUMINUM)	LF	BRID	RAIL
020015H03F		METAL RAILING (3 RAIL, STEEL)	LF	BRID	RAIL
020015H03Z		WELDING ALUMINUM, SHOP - PREMIUM	MH	MNBR	STEE



New Jersey Department of Transportation
Capital Program Support
Spec Year 2001 Item List

06/02/2016

<u>Item Number</u>	<u>Alternate Item ID</u>	<u>Description</u>	<u>Units</u>	<u>Class</u>	<u>Type</u>
020015H04Z		WELDING ALUMINUM, FIELD	MH	MNBR	STEE
020015H05Z		WELDING ALUMINUM, FIELD - PREMIUM	MH	MNBR	STEE
020015H06A		ORNAMENTAL RAILING	LF	BRID	RAIL
020015H06B		METAL RAILING (ORNAMENTAL BRIDGE RAILING, 4'-0" HIGH)	LF	BRID	RAIL
020015H08B		METAL RAILING (ORNAMENTAL BRIDGE RAILING, 8'0" HIGH)	LF	BRID	RAIL
020015H10Z		WELDING TRUCK	HOUR	MNBR	STEE
020015H11Z		WELDING TRUCK - PREMIUM	HOUR	MNBR	STEE
020015H12Z		WELDING TRUCK, UNMANNED	HOUR	MNBR	STEE
020015H20F		4-BAR OPEN STEEL BRIDGE RAILING	LF	BRID	RAIL
020015H25C		CHAIN-LINK FENCE, BRIDGE, 6'3" HIGH	LF	FENC	FENC
020015H30C		CHAIN-LINK FENCE ALUMINUM-COATED STEEL, BRIDGE 3'0" HIGH	LF	FENC	FENC
020015H35C		CHAIN-LINK FENCE ALUMINUM-COATED STEEL, BRIDGE 3'6" HIGH	LF	FENC	FENC
020015H40C		CHAIN-LINK FENCE ALUMINUM-COATED STEEL, BRIDGE 4'0" HIGH	LF	FENC	FENC
020015H40D		CHAIN-LINK FENCE ALUMINUM-COATED STEEL, BRIDGE 4'0" HIGH, CURVED TOP	LF	FENC	FENC
020015H42D		CHAIN-LINK FENCE ALUMINUM-COATED STEEL, BRIDGE 4'0" HIGH, CURVED TOP	LF	FENC	FENC
020015H45C		CHAIN-LINK FENCE ALUMINUM-COATED STEEL, BRIDGE 4'6" HIGH	LF	FENC	FENC
020015H45D		CHAIN-LINK FENCE ALUMINUM-COATED STEEL, BRIDGE 4'6" HIGH, CURVED TOP	LF	FENC	FENC
020015H60C		CHAIN-LINK FENCE ALUMINUM-COATED STEEL, BRIDGE 6'0" HIGH	LF	FENC	FENC
020015H60D		CHAIN-LINK FENCE ALUMINUM-COATED STEEL, BRIDGE 6'0" HIGH, CURVED TOP	LF	FENC	FENC
020015H62C		CHAIN-LINK FENCE ALUMINUM-COATED STEEL, BRIDGE 6'3" HIGH	LF	FENC	FENC
020015H62D		CHAIN-LINK FENCE ALUMINUM-COATED STEEL, BRIDGE 6'3" HIGH, CURVED TOP	LF	FENC	FENC
020015H65D		CHAIN-LINK FENCE ALUMINUM-COATED STEEL, BRIDGE 6'6" HIGH, CURVED TOP	LF	FENC	FENC
020015H67C		CHAIN-LINK FENCE ALUMINUM-COATED STEEL, BRIDGE 6'9" HIGH	LF	FENC	FENC
020015H67D		CHAIN-LINK FENCE, ALUMINUM-COATED STEEL, BRIDGE, 6'3" HIGH, CURVED TOP	LF	FENC	FENC
020015H70D		CHAIN-LINK FENCE, PVC-COATED STEEL, BRIDGE, 6'3" HIGH, CURVED TOP	LF	FENC	FENC
020015H73D		CHAIN-LINK FENCE, BRIDGE, 6'3" HIGH, CURVED TOP	LF	FENC	FENC
020015H85C		CHAIN-LINK FENCE ALUMINUM-COATED STEEL, BRIDGE 8'6" HIGH	LF	FENC	FENC
020015H87C		CHAIN-LINK FENCE, ALUMINUM-COATED STEEL, BRIDGE, 6'3" HIGH	LF	FENC	FENC
020015H88P		PICKET FENCE, STEEL, BRIDGE, 6'-3" HIGH, CURVED TOP	LF	FENC	FENC



New Jersey Department of Transportation
Capital Program Support
Spec Year 2001 Item List

06/02/2016


<u>Item Number</u>	<u>Alternate Item ID</u>	<u>Description</u>	<u>Units</u>	<u>Class</u>	<u>Type</u>
020015H89C		CHAIN-LINK FENCE, PVC-COATED STEEL, BRIDGE, 6'3" HIGH	LF	FENC	FENC
020015H90C		BRIDGE FENCING, 96" HIGH	LF	FENC	FENC
020015I01A		DRILLED SHAFTS FOR SIGN STRUCTURE FOUNDATION	LF	TRFP	SIGN
020015I01B		DRILLED SHAFTS FOR SIGN SUPPORT STRUCTURES	LF	TRFP	SIGN
020015I01C		CANTILEVER SIGN SUPPORT, STRUCTURE NO. 1	U	TRFP	SIGN
020015I01D		BRIDGE MOUNTED SIGN SUPPORT, STRUCTURE NO. 1	U	TRFP	SIGN
020015I01E		BUTTERFLY SIGN SUPPORT, STRUCTURE NO. 1	U	TRFP	SIGN
020015I01F		OVERHEAD SIGN SUPPORT, STRUCTURE NO. 1	U	TRFP	SIGN
020015I02B		LATERAL LOAD TEST, DRILLED SHAFT	U	TRFP	SIGN
020015I02C		CANTILEVER SIGN SUPPORT, STRUCTURE NO. 2	U	TRFP	SIGN
020015I02D		BRIDGE MOUNTED SIGN SUPPORT, STRUCTURE NO. 2	U	TRFP	SIGN
020015I02E		BUTTERFLY SIGN SUPPORT	U	TRFP	SIGN
020015I02F		OVERHEAD SIGN SUPPORT, STRUCTURE NO. 2	U	TRFP	SIGN
020015I03C		CANTILEVER SIGN SUPPORT, STRUCTURE NO. 3	U	TRFP	SIGN
020015I03D		BRIDGE MOUNTED SIGN SUPPORT, STRUCTURE NO. 3	U	TRFP	SIGN
020015I03F		OVERHEAD SIGN SUPPORT, STRUCTURE NO. 3	U	TRFP	SIGN
020015I04C		CANTILEVER SIGN SUPPORT, STRUCTURE NO. 4	U	TRFP	SIGN
020015I04D		BRIDGE MOUNTED SIGN SUPPORT, STRUCTURE NO. 4	U	TRFP	SIGN
020015I04F		OVERHEAD SIGN SUPPORT, STRUCTURE NO. 4	U	TRFP	SIGN
020015I05C		CANTILEVER SIGN SUPPORT	U	TRFP	SIGN
020015I05D		BRIDGE MOUNTED SIGN SUPPORT	LS	TRFP	SIGN
020015I05F		OVERHEAD SIGN SUPPORT, STRUCTURE NO. 5	U	TRFP	SIGN
020015I06F		OVERHEAD SIGN SUPPORT, STRUCTURE NO. 6	U	TRFP	SIGN
020015I07F		OVERHEAD SIGN SUPPORT, STRUCTURE NO. 7	U	TRFP	SIGN
020015I08F		OVERHEAD SIGN SUPPORT, STRUCTURE NO. 8	U	TRFP	SIGN
020015I09F		OVERHEAD SIGN SUPPORT, STRUCTURE NO. 9	U	TRFP	SIGN
020015I10F		OVERHEAD SIGN SUPPORT, STRUCTURE NO. 10	U	TRFP	SIGN
020015I11F		OVERHEAD SIGN SUPPORT, STRUCTURE NO. 11	U	TRFP	SIGN
020015I12F		OVERHEAD SIGN SUPPORT, STRUCTURE NO. 12	U	TRFP	SIGN



New Jersey Department of Transportation
Capital Program Support
Spec Year 2001 Item List

06/02/2016

<u>Item Number</u>	<u>Alternate Item ID</u>	<u>Description</u>	<u>Units</u>	<u>Class</u>	<u>Type</u>
020015I13A		48" DIA DRILLED SHAFT FOR SIGN STRUCTURE FOUNDATION	LF	TRFP	SIGN
020015I13B		54" DIA DRILLED SHAFT FOR SIGN STRUCTURE FOUNDATION	LF	TRFP	SIGN
020015J05C		2" GAS MAINS	LF	UTIL	UTIL
020015J10A		ELECTRIC CONDUITS	LF	UTIL	UTIL
020015J10B		UTILITY SUPPORTS, 12-4 TELEPHONE CONDUIT	LS	UTIL	UTIL
020015J10C		4" GAS MAINS	LF	UTIL	UTIL
020015J10E		4" WATER MAINS	LF	UTIL	UTIL
020015J15C		6" GAS MAINS	LF	UTIL	UTIL
020015J15D		UTILITY SUPPORTS, 6" GAS MAIN	LS	UTIL	UTIL
020015J15E		6" WATER MAINS	LF	UTIL	UTIL
020015J16B		TELEPHONE CONDUITS	LF	UTIL	UTIL
020015J20C		8" GAS MAINS	LF	UTIL	UTIL
020015J20E		8" WATER MAINS	LF	UTIL	UTIL
020015J25C		10" GAS MAINS	LF	UTIL	UTIL
020015J25E		10" WATER MAINS	LF	UTIL	UTIL
020015J30C		12" GAS MAINS	LF	UTIL	UTIL
020015J30E		12" WATER MAINS	LF	UTIL	UTIL
020015J30F		12" STEEL CASING PIPE AND SPACERS FOR GAS MAIN, BRIDGE	LF	UTIL	UTIL
020015J35C		14" GAS MAINS	LF	UTIL	UTIL
020015J35E		14" WATER MAINS	LF	UTIL	UTIL
020015J40C		16" GAS MAINS	LF	UTIL	UTIL
020015J40D		16" STEEL CASING PIPE AND SPACERS FOR 8" WATER MAIN, BRIDGE	LF	UTIL	UTIL
020015J40E		16" WATER MAINS	LF	UTIL	UTIL
020015J45C		18" GAS MAINS	LF	UTIL	UTIL
020015J45E		18" WATER MAINS	LF	UTIL	UTIL
020015J50C		20" GAS MAINS	LF	UTIL	UTIL
020015J50E		20" WATER MAINS	LF	UTIL	UTIL
020015J55E		22" WATER MAINS	LF	UTIL	UTIL
020015J60C		24" GAS MAINS	LF	UTIL	UTIL



New Jersey Department of Transportation
Capital Program Support
Spec Year 2001 Item List

06/02/2016


<u>Item Number</u>	<u>Alternate</u> <u>Item ID</u>	<u>Description</u>	<u>Units</u>	<u>Class</u>	<u>Type</u>
020015J60E		24" WATER MAINS	LF	UTIL	UTIL
020015J75C		30" GAS MAINS	LF	UTIL	UTIL
020015J75E		30" WATER MAINS	LF	UTIL	UTIL
020015J90C		36" GAS MAINS	LF	UTIL	UTIL
020015J90E		36" WATER MAINS	LF	UTIL	UTIL
020015L10T		TEMPORARY SUPPORT, IF AND WHERE DIRECTED	LS	BRID	TEST
020015L21C		TEMPORARY STRUCTURE, ONE-WAY	LS	BRID	TEST
020015L21D		TEMPORARY STRUCTURE, TWO-WAY	LS	BRID	TEST
020015L21E		TEMPORARY PEDSTRIAN BRIDGE	LS	BRID	TEST
020015L31E		TEMPORARY STRUCTURE, PEDESTRIAN BRIDGE	LS	BRID	TEST
020015L32G		STANDING SEAM METAL ROOF	LS	BRID	STEL
020015M11C		TEMPORARY SHEETING, GAS	SF	UTIL	PILE
020015M21C		TEMPORARY SHEETING	SF	BRID	PILE
020015M23C		TRENCH STABILIZATION (___MUA)	CY	MISC	EXCV
020015M31C		SHEETING LEFT IN PLACE	SF	BRID	PILE
020015M31D		SHEETING LEFT IN PLACE, WITH STUD	SF	BRID	PILE
020015N02E		LEAD HEALTH AND SAFETY PLAN	LS	BRPT	ENVR
020015N13B		PAINTING BRIDGES - EXISTING STEEL	SF	BRPT	PINT
020015N15C		GRAFFITI REMOVAL	LS	BRID	MISC
020015N16C		HAND/POWER TOOL CLEANING	SF	BRPT	PINT
020015N18C		HAND/POWER TOOL CLEANING	LS	BRPT	SOIL
020015N19C		PAINTING BRIDGES - EXISTING STEEL	LS	BRPT	PINT
020015N20E		CONTAINMENT PLAN	LS	BRPT	ENVR
020015N21C		PAINTING 1 BRIDGE	LS	BRPT	PINT
020015N21D		BRUSH-OFF BLAST CLEANING	SF	BRPT	PINT
020015N21E		POLLUTION CONTROL	LS	BRPT	PINT
020015N23B		PAINTING BRIDGES - EXISTING STEEL	T	BRPT	PINT
020015N23C		PAINTING 2 BRIDGES	LS	BRPT	PINT
020015N25C		COMMERCIAL BLAST CLEANING	SF	BRPT	PINT



New Jersey Department of Transportation
Capital Program Support
Spec Year 2001 Item List

06/02/2016


<u>Item Number</u>	<u>Alternate Item ID</u>	<u>Description</u>	<u>Units</u>	<u>Class</u>	<u>Type</u>
020015N27C		PAINTING 4 BRIDGES	LS	BRPT	PINT
020015N28C		NEAR-WHITE BLAST CLEANING	T	BRPT	PINT
020015N29C		PAINTING 5 BRIDGES	LS	BRPT	PINT
020015N31C		PAINTING 6 BRIDGES	LS	BRPT	PINT
020015N31D		COMMERCIAL BLAST CLEANING	SF	BRPT	PINT
020015N32E		WASTE DISPOSAL PLAN	LS	BRPT	ENVR
020015N33C		PAINTING 7 BRIDGES	LS	BRPT	PINT
020015N35C		PAINTING 8 BRIDGES	LS	BRPT	PINT
020015N37C		PAINTING 9 BRIDGES	LS	BRPT	PINT
020015N39C		PAINTING 10 BRIDGES	LS	BRPT	PINT
020015N40C		PAINTING AND NEAR-WHITE BLAST CLEANING - BEARINGS	U	BRPT	PINT
020015N41C		PAINTING 11 BRIDGES	LS	BRPT	PINT
020015N41D		NEAR-WHITE BLAST CLEANING	SF	BRPT	PINT
020015N43C		PAINTING 12 BRIDGES	LS	BRPT	PINT
020015N43D		PAINTING AND NEAR-WHITE BLAST CLEANING	LS	BRPT	PINT
020015N43Z		NEAR WHITE BLAST CLEANING AND PAINTING	LS	MNBR	PINT
020015N44Z		NEAR WHITE BLAST CLEANING & PAINTING OF EXISTING EXPOSED STEEL GIRDER/FLOORBEAM	SF	BRPT	PINT
020015N45C		PAINTING AND NEAR-WHITE BLAST CLEANING - MISCELLANEOUS APPURTE	LS	BRPT	PINT
020015N63E		TESTING, IF AND WHERE DIRECTED	LS	BRID	ENVR
020015O21C		GRANITE MASONRY	SF	BRID	MASO
020015P21C		CONCRETE CRIBBING	CF	BRID	WALL
020015P21D		BROKEN STONE FILL FOR CRIB WALL	CY	BRID	WALL
020015Q20E		6" STEEL ALLOY PIPE	LF	DRAN	DRIN
020015Q21C		INLET FRAMES AND COVERS	U	DRAN	DRIN
020015Q21D		SCUPPERS	U	DRAN	DRIN
020015Q21E		8" STEEL ALLOY PIPE	LF	DRAN	DRIN
020015Q22E		8" CAST IRON PIPE (FOR DOWNSPOUTING)	LF	DRAN	DRIN
020015Q25E		10" STEEL ALLOY PIPE	LF	DRAN	DRIN
020015Q30E		12" STEEL ALLOY PIPE	LF	DRAN	DRIN



New Jersey Department of Transportation
Capital Program Support
Spec Year 2001 Item List

06/02/2016


<u>Item Number</u>	<u>Alternate Item ID</u>	<u>Description</u>	<u>Units</u>	<u>Class</u>	<u>Type</u>
020015Q31C		INLET FRAMES AND GRATES	U	DRAN	DRIN
020015Q32D		CLEANING EXISTING SCUPPERS AND PIPES	U	DRAN	DRIN
020015R21A		REPAIR OF CONCRETE DECK	SF	CONC	DECK
020015R21C		REPAIR OF CONCRETE DECK, TYPE A	SF	CONC	DECK
020015R21D		MEMBRANE WATERPROOFING	SY	BRID	WATE
020015R21E		LATEX MODIFIED CONCRETE OVERLAY	CY	CONC	DECK
020015R21F		SCARIFICATION	SY	BRID	DECK
020015R21G		PRESSURE INJECTION	LM	BRID	WALL
020015R22D		SPRAY APPLIED WATERPROOFING MEMBRANE	SF	BRID	WATE
020015R22G		WATERPROOF SURFACE COURSE	T	BRID	WATE
020015R23C		REPAIR OF CONCRETE DECK, TYPE B	SF	CONC	DECK
020015R25C		REPAIR OF CONCRETE DECK, TYPE C	SF	CONC	DECK
020015R26E		CONCRETE DECK OVERLAY PROTECTIVE SYSTEM	CY	CONC	DECK
020015R31E		CONCRETE DECK OVERLAY PROTECTIVE SYSTEM, TYPE SILICA FUME CONCRETE	CY	CONC	DECK
020015R32C		CONCRETE OVERLAY-VESLMC	CY	CONC	CONC
020015R35B		ASPHALTIC BRIDGE JOINT SYSTEM	LF	BRID	JOIN
020015R37D		DECK JOINT RECONSTRUCTION	LF	BRID	JOIN
020015R38D		DECK JOINT RESEAL	LF	BRID	JOIN
020015S21B		PREFABRICATED MODULAR UNITS	SF	BRID	WALL
020015T15A		ARCHITECTURAL MOCK-UP	U	MISC	WALL
020015T21C		REINFORCED EARTH WALL	SF	BRID	WALL
020015U01D		RETAINING WALL, LOCATION NUMBER 1	SF	BRID	WALL
020015U02D		RETAINING WALL, LOCATION NUMBER 2	SF	BRID	WALL
020015U03D		RETAINING WALL, LOCATION NUMBER 3	SF	BRID	WALL
020015U04D		RETAINING WALL, LOCATION NUMBER 4	SF	BRID	WALL
020015U05D		RETAINING WALL, LOCATION NUMBER 5	SF	BRID	WALL
020015U06D		RETAINING WALL, LOCATION NUMBER 6	SF	BRID	WALL
020015U07D		RETAINING WALL, LOCATION NUMBER 7	SF	BRID	WALL
020015U08D		RETAINING WALL, LOCATION NUMBER 8	SF	BRID	WALL



New Jersey Department of Transportation
Capital Program Support
Spec Year 2001 Item List

06/02/2016


<u>Item Number</u>	<u>Alternate Item ID</u>	<u>Description</u>	<u>Units</u>	<u>Class</u>	<u>Type</u>
020015U09D		RETAINING WALL, LOCATION NUMBER 9	SF	BRID	WALL
020015U10D		RETAINING WALL, LOCATION NUMBER 10	SF	BRID	WALL
020015U10E		RETAINING WALL	SF	BRID	WALL
020015U11A		SOIL NAIL WALL	SF	MISC	WALL
020015U11B		ADDITIONAL SOIL NAILS	U	MISC	WALL
020015U11C		TILTMETERS	U	MISC	WALL
020015U11D		TILTMETER PLATES	U	MISC	WALL
020015U11E		TILTMETER READOUT UNITS	U	MISC	WALL
020015U11F		OPTICAL SURVEY POINTS	U	MISC	WALL
020015U11G		STRAIN GAUGES	U	MISC	WALL
020015U11H		STRAIN GAUGE READOUT UNITS	U	MISC	WALL
020015U11I		STRAIN GAUGE READOUT STATIONS	U	MISC	WALL
020015U21C		REINFORCED CONCRETE CANTILEVER WALL	SF	BRID	WALL
020015U22C		LANDSCAPE WALL	SF	MISC	MISC
020015U23C		CRIB WALL	SF	BRID	WALL
020015U24T		TEMPORARY EARTH RETAINING SYSTEM	SF	MISC	WALL
020015U25W		TEMPORARY WALLS	SF	MISC	WALL
020015V10B		NOISE BARRIER, FOUNDATIONS	U	NOIS	WALL
020015V10D		NOISE BARRIER TEST POSTS AND PANELS	LS	NOIS	WALL
020015V13B		NOISE BARRIER, ROADWAY	SY	NOIS	WALL
020015V16B		NOISE BARRIER, BRIDGE	SY	NOIS	WALL
020015V16C		SOUND ABSORPTIVE COATING	SY	NOIS	WALL
020015V17B		REMOVAL & REINSTALLATION-NOISE BARRIER	LF	NOIS	WALL
020015V17C		REMOVE EXISTING NOISEWALL PANELS	LS	NOIS	WALL
020015V17D		REMOVE EXISTING NOISEWALL	LS	NOIS	WALL
020015V20C		CONCRETE PENETRATING STAIN	SY	NOIS	WALL
020015V26C		INTEGRAL COLORING PIGMENT	LB	NOIS	WALL
020015W10A		FURNISHING DRILLED SHAFT EQUIPMENT	LS	BRID	TEST
020015W12B		CORE BORINGS FOR DRILLED SHAFTS	U	BRID	PILE



New Jersey Department of Transportation
Capital Program Support
Spec Year 2001 Item List

06/02/2016


<u>Item Number</u>	<u>Alternate Item ID</u>	<u>Description</u>	<u>Units</u>	<u>Class</u>	<u>Type</u>
020015W13B		CORE BORINGS FOR DRILLED SHAFTS	LF	BRID	PILE
020015W15B		DRILLED SHAFTS	LF	MISC	MISC
020015W16D		DRILLED SHAFTS IN ROCK FOR SOLDIER PILES, 30" DIAMETER	LF	BRID	PILE
020015W16E		DRILLED SHAFTS IN ROCK FOR SOLDIER PILES, 36" DIAMETER	LF	BRID	PILE
020015W16F		DRILLED SHAFTS IN ROCK FOR SOLDIER PILES, 42" DIAMETER	LF	BRID	PILE
020015W17D		DRILLED SHAFTS IN SOIL FOR SOLDIER PILES, 30" DIAMETER	LF	BRID	PILE
020015W17E		DRILLED SHAFTS IN SOIL FOR SOLDIER PILES, 36" DIAMETER	LF	BRID	PILE
020015W17F		DRILLED SHAFTS IN SOIL FOR SOLDIER PILES, 42" DIAMETER	LF	BRID	PILE
020015W20B		DRILLED SHAFTS IN SOIL	LF	BRID	TEST
020015W21B		DRILLED SHAFTS IN ROCK (SOCKETS)	LF	BRID	TEST
020015W22B		OBSTRUCTIONS	LF	BRID	TEST
020015W30C		TEST BORINGS	LF	BRID	TEST
020015W31C		LOAD TESTS	U	BRID	TEST
020015W32C		SHAFT CORING	LF	BRID	TEST
020015W33C		DEMONSTRATION DRILLED SHAFT	LF	BRID	TEST
020015W40D		CROSSHOLE SONIC LOGGING	U	BRID	TEST
020015W41D		CROSSHOLE TOMOGRAPHY	U	BRID	TEST
020015X20B		CONCRETE BEAM, PRECAST CONCRETE, 18" X 18" X 9' LONG	U	CONC	PREC
020015X20C		CONCRETE BEAM, PRECAST CONCRETE, 36" X 18" X 12'-6" LONG	U	CONC	PREC
020015X23A		CONCRETE PIER CAP	LS	CONC	PREC
020015X23B		CONCRETE STEPS, PRECAST CONCRETE	LF	CONC	PREC
020015X23C		CONCRETE SLABS, PRECAST CONCRETE	LF	CONC	PREC
020015X23D		6" CONCRETE CAP, PRECAST CONCRETE	LF	CONC	PREC
020015X23E		CONCRETE STEPS	LS	CONC	MISC
020015X23F		CONCRETE LANDING, PRECAST CONCRETE	U	CONC	PREC
020015Y10A		STONE VENEER	SF	MISC	MISC
020015Y10B		STONE VENEER CLEAR SEALER	SF	MISC	MISC
020015Z10A		PREFABRICATED STEEL BRIDGE, PEDESTRIAN BRIDGE	LS	MISC	STEL
020015Z20A		SERVICE BUILDING	LS	NONR	MISC



New Jersey Department of Transportation
Capital Program Support
Spec Year 2001 Item List

06/02/2016

<u>Item Number</u>	<u>Alternate</u> <u>Item ID</u>	<u>Description</u>	<u>Units</u>	<u>Class</u>	<u>Type</u>
020016A05A		SUBBASE OUTLET DRAIN	LF	DRAN	PIPE
020016A10B		4" CORRUGATED STEEL UNDERDRAIN PIPE	LF	DRAN	PIPE
020016A11B		4" PERFORATED HIGH DENSITY POLYETHYLENE PIPE	LF	DRAN	PIPE
020016A15B		6" CORRUGATED STEEL UNDERDRAIN PIPE	LF	DRAN	PIPE
020016A15C		6" CORRUGATED ALUMINUM ALLOY UNDERDRAIN PIPE	LF	DRAN	PIPE
020016A15D		6" ELBOW	U	DRAN	PIPE
020016A20B		8" CORRUGATED STEEL UNDERDRAIN PIPE	LF	DRAN	PIPE
020016A20C		8" CORRUGATED ALUMINUM ALLOY UNDERDRAIN PIPE	LF	DRAN	PIPE
020016A21D		UNDERDRAIN, TYPE F	LF	DRAN	PIPE
020016A31D		UNDERDRAIN, TYPE G	LF	DRAN	PIPE
020016A41D		UNDERDRAIN, TYPE X	LF	DRAN	PIPE
020016A51D		UNDERDRAIN, TYPE Y	LF	DRAN	PIPE
020016A61D		8" PVC UNDERDRAIN	LF	DRAN	PIPE
020016B01A		CLEANING EXISTING PIPE	LF	DRAN	PIPE
020016B01R		DEFLECTION TESTING OF HIGH DENSITY POLYETHYLENE PIPE	LF	DRAN	PIPE
020016B01X		CLEANING EXISTING PIPE, 10" DIAMETER	LF	DRAN	PIPE
020016B01Y		VIDEO INSPECTION OF SEWERS	LF	DRAN	PIPE
020016B02M		14" X 23" REINFORCED CONCRETE ELLIPTICAL CULVERT PIPE, CLASS HE - A	LF	DRAN	PIPE
020016B02R		VIDEO INSPECTION OF PIPE	LF	DRAN	PIPE
020016B03G		60" REINFORCED CONCRETE CULVERT PIPE, CLASS I	LF	DRAN	PIPE
020016B03L		12" CORRUGATED ALUMINUM ALLOY END SECTIONS	U	DRAN	PIPE
020016B03M		19" X 30" REINFORCED CONCRETE ELLIPTICAL CULVERT PIPE, CLASS HE - A	LF	DRAN	PIPE
020016B03Q		60" REINFORCED CONCRETE SEWER PIPE, CLASS I	LF	DRAN	PIPE
020016B03T	6B12L	12" CORRUGATED ALUMINUM ALLOY END SECTIONS	U	DRAN	PIPE
020016B03U		12" CORRUGATED STEEL END SECTIONS	U	DRAN	PIPE
020016B03V		12" CORRUGATED METAL END SECTIONS	U	DRAN	PIPE
020016B03X		CLEAN EXISTING PIPE, 12" TO 24" DIAMETER	LF	DRAN	PIPE
020016B04M		22" X 34" REINFORCED CONCRETE ELLIPTICAL CULVERT PIPE, CLASS HE - A	LF	DRAN	PIPE
020016B04T		15" CORRUGATED ALUMINUM ALLOY END SECTIONS	U	DRAN	PIPE



New Jersey Department of Transportation
Capital Program Support
Spec Year 2001 Item List

06/02/2016


<u>Item Number</u>	<u>Alternate Item ID</u>	<u>Description</u>	<u>Units</u>	<u>Class</u>	<u>Type</u>
020016B04U		15" CORRUGATED STEEL END SECTIONS	U	DRAN	PIPE
020016B04V		15" CORRUGATED METAL END SECTIONS	U	DRAN	PIPE
020016B05G		66" REINFORCED CONCRETE CULVERT PIPE, CLASS I	LF	DRAN	PIPE
020016B05L		11" X 18" REINFORCED CONCRETE CULVERT PIPE ARCH, CLASS A-II	LF	DRAN	PIPE
020016B05M		24" X 38" REINFORCED CONCRETE ELLIPTICAL CULVERT PIPE, CLASS HE - A	LF	DRAN	PIPE
020016B05Q		66" REINFORCED CONCRETE SEWER PIPE, CLASS I	LF	DRAN	PIPE
020016B05R		11" X 18" REINFORCED CONCRETE SEWER PIPE ARCH, CLASS A-II	LF	DRAN	PIPE
020016B05T		18" CORRUGATED ALUMINUM ALLOY END SECTIONS	U	DRAN	PIPE
020016B05U		18" CORRUGATED STEEL END SECTIONS	U	DRAN	PIPE
020016B05V		18" CORRUGATED METAL END SECTIONS	U	DRAN	PIPE
020016B06G		78" REINFORCED CONCRETE CULVERT PIPE, CLASS I	LF	DRAN	PIPE
020016B06L		13" X 22" REINFORCED CONCRETE CULVERT PIPE ARCH, CLASS A-II	LF	DRAN	PIPE
020016B06M		27" X 42" REINFORCED CONCRETE ELLIPTICAL CULVERT PIPE, CLASS HE - A	LF	DRAN	PIPE
020016B06Q		78" REINFORCED CONCRETE SEWER PIPE, CLASS I	LF	DRAN	PIPE
020016B06R		13" X 22" REINFORCED CONCRETE SEWER PIPE ARCH, CLASS A-II	LF	DRAN	PIPE
020016B06T		21" CORRUGATED ALUMINUM ALLOY END SECTIONS	U	DRAN	PIPE
020016B06U		21" CORRUGATED STEEL END SECTIONS	U	DRAN	PIPE
020016B06V		21" CORRUGATED METAL END SECTIONS	U	DRAN	PIPE
020016B06X		CLEAN EXISTING PIPE, OVER 24" TO 48" DIAMETER	LF	DRAN	PIPE
020016B07G		84" REINFORCED CONCRETE CULVERT PIPE, CLASS I	LF	DRAN	PIPE
020016B07L		15" X 26" REINFORCED CONCRETE CULVERT PIPE ARCH, CLASS A-II	LF	DRAN	PIPE
020016B07M		29" X 45" REINFORCED CONCRETE ELLIPTICAL CULVERT PIPE, CLASS HE - A	LF	DRAN	PIPE
020016B07Q		84" REINFORCED CONCRETE SEWER PIPE, CLASS I	LF	DRAN	PIPE
020016B07R		15" X 26" REINFORCED CONCRETE SEWER PIPE ARCH, CLASS A-II	LF	DRAN	PIPE
020016B07T		24" CORRUGATED ALUMINUM ALLOY END SECTIONS	U	DRAN	PIPE
020016B07U		24" CORRUGATED STEEL END SECTIONS	U	DRAN	PIPE
020016B07V		24" CORRUGATED METAL END SECTIONS	U	DRAN	PIPE
020016B08G		90" REINFORCED CONCRETE CULVERT PIPE, CLASS I	LF	DRAN	PIPE
020016B08L		18" X 28" REINFORCED CONCRETE CULVERT PIPE ARCH, CLASS A-II	LF	DRAN	PIPE



New Jersey Department of Transportation
Capital Program Support
Spec Year 2001 Item List

06/02/2016

<u>Item Number</u>	<u>Alternate Item ID</u>	<u>Description</u>	<u>Units</u>	<u>Class</u>	<u>Type</u>
020016B08M		32" X 49" REINFORCED CONCRETE ELLIPTICAL CULVERT PIPE, CLASS HE - A	LF	DRAN	PIPE
020016B08P		2" POLYVINYL CHLORIDE PIPE	LF	DRAN	PIPE
020016B08Q		90" REINFORCED CONCRETE SEWER PIPE, CLASS I	LF	DRAN	PIPE
020016B08R		18" X 28" REINFORCED CONCRETE SEWER PIPE ARCH, CLASS A-II	LF	DRAN	PIPE
020016B08T		27" CORRUGATED ALUMINUM ALLOY END SECTIONS	U	DRAN	PIPE
020016B08U		27" CORRUGATED STEEL END SECTIONS	U	DRAN	PIPE
020016B08V		27" CORRUGATED METAL END SECTIONS	U	DRAN	PIPE
020016B09D		8" CORRUGATED ALUMINIUM ALLOY CULVERT PIPE	LF	DRAN	PIPE
020016B09G		96" REINFORCED CONCRETE CULVERT PIPE, CLASS I	LF	DRAN	PIPE
020016B09I		17" X 13" CORRUGATED ALUMINUM ALLOY CULVERT PIPE ARCH	LF	DRAN	PIPE
020016B09J		17" X 13" CORRUGATED STEEL CULVERT PIPE ARCH	LF	DRAN	PIPE
020016B09K		17" X 13" CORRUGATED METAL CULVERT PIPE ARCH	LF	DRAN	PIPE
020016B09M		34" X 53" REINFORCED CONCRETE ELLIPTICAL CULVERT PIPE, CLASS HE - A	LF	DRAN	PIPE
020016B09Q		96" REINFORCED CONCRETE SEWER PIPE, CLASS I	LF	DRAN	PIPE
020016B09S		17" X 13" CORRUGATED STEEL SEWER PIPE ARCH	LF	DRAN	PIPE
020016B09T		30" CORRUGATED ALUMINUM ALLOY END SECTIONS	U	DRAN	PIPE
020016B09U		30" CORRUGATED STEEL END SECTIONS	U	DRAN	PIPE
020016B09V		30" CORRUGATED METAL END SECTIONS	U	DRAN	PIPE
020016B10D		12" CORRUGATED ALUMINUM ALLOY CULVERT PIPE	LF	DRAN	PIPE
020016B10E		12" CORRUGATED STEEL CULVERT PIPE	LF	DRAN	PIPE
020016B10F		12" CORRUGATED METAL CULVERT PIPE	LF	DRAN	PIPE
020016B10L		22" X 36" REINFORCED CONCRETE CULVERT PIPE ARCH, CLASS A-II	LF	DRAN	PIPE
020016B10M		38" X 60" REINFORCED CONCRETE ELLIPTICAL CULVERT PIPE, CLASS HE - A	LF	DRAN	PIPE
020016B10O		12" CORRUGATED STEEL SEWER PIPE	LF	DRAN	PIPE
020016B10R		22" X 36" REINFORCED CONCRETE SEWER PIPE ARCH, CLASS A-II	LF	DRAN	PIPE
020016B10T		33" CORRUGATED ALUMINUM ALLOY END SECTIONS	U	DRAN	PIPE
020016B10U		33" CORRUGATED STEEL END SECTIONS	U	DRAN	PIPE
020016B10V		33" CORRUGATED METAL END SECTIONS	U	DRAN	PIPE
020016B10W		12" REINFORCED CONCRETE END SECTIONS	U	DRAN	PIPE



New Jersey Department of Transportation
Capital Program Support
Spec Year 2001 Item List

06/02/2016


<u>Item Number</u>	<u>Alternate Item ID</u>	<u>Description</u>	<u>Units</u>	<u>Class</u>	<u>Type</u>
020016B11C		12" CORRUGATED ALUMINUM ALLOY CULVERT PIPE, BITUMINOUS COATED, PAVED INVERT	LF	DRAN	PIPE
020016B11D		15" CORRUGATED ALUMINUM ALLOY CULVERT PIPE	LF	DRAN	PIPE
020016B11E		15" CORRUGATED STEEL CULVERT PIPE	LF	DRAN	PIPE
020016B11F		15" CORRUGATED METAL CULVERT PIPE	LF	DRAN	PIPE
020016B11G		12" REINFORCED CONCRETE CULVERT PIPE, CLASS II	LF	DRAN	PIPE
020016B11I		21" X 15" CORRUGATED ALUMINUM ALLOY CULVERT PIPE ARCH	LF	DRAN	PIPE
020016B11J		21" X 15" CORRUGATED STEEL CULVERT PIPE ARCH	LF	DRAN	PIPE
020016B11K		21" X 15" CORRUGATED METAL CULVERT PIPE ARCH	LF	DRAN	PIPE
020016B11M		43" X 68" REINFORCED CONCRETE ELLIPTICAL CULVERT PIPE, CLASS HE - A	LF	DRAN	PIPE
020016B11O		15" CORRUGATED STEEL SEWER PIPE	LF	DRAN	PIPE
020016B11Q		12" REINFORCED CONCRETE SEWER PIPE, CLASS II	LF	DRAN	PIPE
020016B11S		21" X 15" CORRUGATED STEEL PIPE ARCH	LF	DRAN	PIPE
020016B11W		15" REINFORCED CONCRETE END SECTIONS	U	DRAN	PIPE
020016B12A		12" DUCTILE IRON CULVERT PIPE	LF	DRAN	PIPE
020016B12F		12" ELONGATED CORRUGATED STEEL CULVERT PIPE	LF	DRAN	PIPE
020016B12G		15" REINFORCED CONCRETE CULVERT PIPE, CLASS II	LF	DRAN	PIPE
020016B12L		26" X 43" REINFORCED CONCRETE CULVERT PIPE ARCH, CLASS A-II	LF	DRAN	PIPE
020016B12M		48" X 76" REINFORCED CONCRETE ELLIPTICAL CULVERT PIPE, CLASS HE - A	LF	DRAN	PIPE
020016B12Q		15" REINFORCED CONCRETE SEWER PIPE, CLASS II	LF	DRAN	PIPE
020016B12R		26" X 43" REINFORCED CONCRETE SEWER PIPE ARCH, CLASS A-II	LF	DRAN	PIPE
020016B12T		36" CORRUGATED ALUMINUM ALLOY END SECTIONS	U	DRAN	PIPE
020016B12U		36" CORRUGATED STEEL END SECTIONS	U	DRAN	PIPE
020016B12V		36" CORRUGATED METAL END SECTIONS	U	DRAN	PIPE
020016B12W		18" REINFORCED CONCRETE END SECTIONS	U	DRAN	PIPE
020016B12X		CLEAN EXISTING PIPE, OVER 48" TO 72" DIAMETER	LF	DRAN	PIPE
020016B13D		18" CORRUGATED ALUMINUM ALLOY CULVERT PIPE	LF	DRAN	PIPE
020016B13E		18" CORRUGATED STEEL CULVERT PIPE	LF	DRAN	PIPE
020016B13F		18" CORRUGATED METAL CULVERT PIPE	LF	DRAN	PIPE
020016B13G		18" REINFORCED CONCRETE CULVERT PIPE, CLASS II	LF	DRAN	PIPE



New Jersey Department of Transportation
Capital Program Support
Spec Year 2001 Item List

06/02/2016


<u>Item Number</u>	<u>Alternate Item ID</u>	<u>Description</u>	<u>Units</u>	<u>Class</u>	<u>Type</u>
020016B13I		24" X 18" CORRUGATED ALUMINUM ALLOY CULVERT PIPE ARCH	LF	DRAN	PIPE
020016B13J		24" X 18" CORRUGATED STEEL CULVERT PIPE ARCH	LF	DRAN	PIPE
020016B13K		24" X 18" CORRUGATED METAL CULVERT PIPE ARCH	LF	DRAN	PIPE
020016B13M		53" X 83" REINFORCED CONCRETE ELLIPTICAL CULVERT PIPE, CLASS HE - A	LF	DRAN	PIPE
020016B13N		45" X 29" REINFORCED CONCRETE ELLIPTICAL CULVERT PIPE, CLASS VE - II	LF	DRAN	PIPE
020016B13O		18" CORRUGATED STEEL SEWER PIPE	LF	DRAN	PIPE
020016B13Q		18" REINFORCED CONCRETE SEWER PIPE, CLASS II	LF	DRAN	PIPE
020016B13R		15" HIGH DENSITY POLYETHYLENE PIPE	LF	DRAN	PIPE
020016B13S		24" X 18" CORRUGATED STEEL SEWER PIPE ARCH	LF	DRAN	PIPE
020016B13W		21" REINFORCED CONCRETE END SECTIONS	U	DRAN	PIPE
020016B14A		14" DUCTILE IRON CULVERT PIPE	LF	DRAN	PIPE
020016B14C		15" CORRUGATED ALUMINUM ALLOY CULVERT PIPE, BITUMINOUS COATED, PAVED INVERT	LF	DRAN	PIPE
020016B14D		15" CORRUGATED ALUMINUM ALLOY CULVERT PIPE, BITUMINOUS COATED, PAVED INVERT	LF	DRAN	PIPE
020016B14G		21" REINFORCED CONCRETE CULVERT PIPE, CLASS II	LF	DRAN	PIPE
020016B14L		31" X 51" REINFORCED CONCRETE CULVERT PIPE ARCH, CLASS A-II	LF	DRAN	PIPE
020016B14M		58" X 91" REINFORCED CONCRETE ELLIPTICAL CULVERT PIPE, CLASS HE - A	LF	DRAN	PIPE
020016B14N		49" X 32" REINFORCED CONCRETE ELLIPTICAL CULVERT PIPE, CLASS VE - II	LF	DRAN	PIPE
020016B14Q		21" REINFORCED CONCRETE SEWER PIPE, CLASS II	LF	DRAN	PIPE
020016B14R		31" X 51" REINFORCED CONCRETE SEWER PIPE ARCH, CLASS A-II	LF	DRAN	PIPE
020016B14T		42" CORRUGATED ALUMINUM ALLOY END SECTIONS	U	DRAN	PIPE
020016B14U		42" CORRUGATED STEEL END SECTIONS	U	DRAN	PIPE
020016B14V		42" CORRUGATED METAL END SECTIONS	U	DRAN	PIPE
020016B14W		24" REINFORCED CONCRETE END SECTIONS	U	DRAN	PIPE
020016B15D		21" CORRUGATED ALUMINUM ALLOY CULVERT PIPE	LF	DRAN	PIPE
020016B15E		21" CORRUGATED STEEL CULVERT PIPE	LF	DRAN	PIPE
020016B15F		21" CORRUGATED METAL CULVERT PIPE	LF	DRAN	PIPE
020016B15G		24" REINFORCED CONCRETE CULVERT PIPE, CLASS II	LF	DRAN	PIPE
020016B15I		28" X 20" CORRUGATED ALUMINUM ALLOY CULVERT PIPE ARCH	LF	DRAN	PIPE
020016B15J		28" X 20" CORRUGATED STEEL CULVERT PIPE ARCH	LF	DRAN	PIPE



New Jersey Department of Transportation
Capital Program Support
Spec Year 2001 Item List

06/02/2016


<u>Item Number</u>	<u>Alternate Item ID</u>	<u>Description</u>	<u>Units</u>	<u>Class</u>	<u>Type</u>
020016B15K		28" X 20" CORRUGATED METAL CULVERT PIPE ARCH	LF	DRAN	PIPE
020016B15L		36" X 58" REINFORCED CONCRETE CULVERT PIPE ARCH, CLASS A-II	LF	DRAN	PIPE
020016B15M		63" X 98" REINFORCED CONCRETE ELLIPTICAL CULVERT PIPE, CLASS HE - A	LF	DRAN	PIPE
020016B15N		53" X 34" REINFORCED CONCRETE ELLIPTICAL CULVERT PIPE, CLASS VE - II	LF	DRAN	PIPE
020016B15O		21" CORRUGATED STEEL SEWER PIPE	LF	DRAN	PIPE
020016B15Q		24" REINFORCED CONCRETE SEWER PIPE, CLASS II	LF	DRAN	PIPE
020016B15R		36" X 58" REINFORCED CONCRETE SEWER PIPE ARCH, CLASS A-II	LF	DRAN	PIPE
020016B15S		28" X 20" CORRUGATED STEEL SEWER PIPE ARCH	LF	DRAN	PIPE
020016B15W		27" REINFORCED CONCRETE END SECTIONS	U	DRAN	PIPE
020016B15Y		6" POLYVINYL CHLORIDE SEWER PIPE	LF	DRAN	PIPE
020016B16A		16" DUCTILE IRON CULVERT PIPE	LF	DRAN	PIPE
020016B16D		24" CORRUGATED ALUMINUM ALLOY CULVERT PIPE	LF	DRAN	PIPE
020016B16E		24" CORRUGATED STEEL CULVERT PIPE	LF	DRAN	PIPE
020016B16F		24" CORRUGATED METAL CULVERT PIPE	LF	DRAN	PIPE
020016B16G		27" REINFORCED CONCRETE CULVERT PIPE, CLASS II	LF	DRAN	PIPE
020016B16L		40" X 65" REINFORCED CONCRETE CULVERT PIPE ARCH, CLASS A-II	LF	DRAN	PIPE
020016B16M		68" X 106" REINFORCED CONCRETE ELLIPTICAL CULVERT PIPE, CLASS HE - A	LF	DRAN	PIPE
020016B16N		60" X 38" REINFORCED CONCRETE ELLIPTICAL CULVERT PIPE, CLASS VE - II	LF	DRAN	PIPE
020016B16O		24" CORRUGATED STEEL SEWER PIPE	LF	DRAN	PIPE
020016B16P		17" X 13" CORRUGATED STEEL CULVERT PIPE ARCH, BITUMINOUS COATED, PAVED INVERT	LF	DRAN	PIPE
020016B16Q		27" REINFORCED CONCRETE SEWER PIPE, CLASS II	LF	DRAN	PIPE
020016B16R		40" X 65" REINFORCED CONCRETE SEWER PIPE ARCH, CLASS A-II	LF	DRAN	PIPE
020016B16T		48" CORRUGATED ALUMINUM ALLOY END SECTIONS	U	DRAN	PIPE
020016B16U		48" CORRUGATED STEEL END SECTIONS	U	DRAN	PIPE
020016B16V		48" CORRUGATED METAL END SECTIONS	U	DRAN	PIPE
020016B16W		30" REINFORCED CONCRETE END SECTIONS	U	DRAN	PIPE
020016B17C		18" CORRUGATED ALUMINUM ALLOY CULVERT PIPE, BITUMINOUS COATED, PAVED INVERT	LF	DRAN	PIPE
020016B17D		27" CORRUGATED ALUMINUM ALLOY CULVERT PIPE	LF	DRAN	PIPE
020016B17E		27" CORRUGATED STEEL CULVERT PIPE	LF	DRAN	PIPE



New Jersey Department of Transportation
Capital Program Support
Spec Year 2001 Item List

06/02/2016

<u>Item Number</u>	<u>Alternate Item ID</u>	<u>Description</u>	<u>Units</u>	<u>Class</u>	<u>Type</u>
020016B17F		27" CORRUGATED METAL CULVERT PIPE	LF	DRAN	PIPE
020016B17G		30" REINFORCED CONCRETE CULVERT PIPE, CLASS II	LF	DRAN	PIPE
020016B17I		35" X 24" CORRUGATED ALUMINUM ALLOY CULVERT PIPE ARCH	LF	DRAN	PIPE
020016B17J		35" X 24" CORRUGATED STEEL CULVERT PIPE ARCH	LF	DRAN	PIPE
020016B17K		35" X 24" CORRUGATED METAL CULVERT PIPE ARCH	LF	DRAN	PIPE
020016B17L		45" X 73" REINFORCED CONCRETE CULVERT PIPE ARCH, CLASS A-II	LF	DRAN	PIPE
020016B17M		72" X 113" REINFORCED CONCRETE ELLIPTICAL CULVERT PIPE, CLASS HE - A	LF	DRAN	PIPE
020016B17N		68" X 43" REINFORCED CONCRETE ELLIPTICAL CULVERT PIPE, CLASS VE - II	LF	DRAN	PIPE
020016B17O		27" CORRUGATED STEEL SEWER PIPE	LF	DRAN	PIPE
020016B17Q		30" REINFORCED CONCRETE SEWER PIPE, CLASS II	LF	DRAN	PIPE
020016B17R		45" X 73" REINFORCED CONCRETE SEWER PIPE ARCH, CLASS A-II	LF	DRAN	PIPE
020016B17S		35" X 24" CORRUGATED STEEL SEWER PIPE ARCH	LF	DRAN	PIPE
020016B17T		54" CORRUGATED ALUMINUM ALLOY END SECTIONS	U	DRAN	PIPE
020016B17U		54" CORRUGATED STEEL END SECTIONS	U	DRAN	PIPE
020016B17V		54" CORRUGATED METAL END SECTIONS	U	DRAN	PIPE
020016B17W		33" REINFORCED CONCRETE END SECTIONS	U	DRAN	PIPE
020016B18A		18" DUCTILE IRON CULVERT PIPE	LF	DRAN	PIPE
020016B18F		18" ELONGATED CORRUGATED STEEL CULVERT PIPE	LF	DRAN	PIPE
020016B18G		33" REINFORCED CONCRETE CULVERT PIPE, CLASS II	LF	DRAN	PIPE
020016B18M		77" X 121" REINFORCED CONCRETE ELLIPTICAL CULVERT PIPE, CLASS HE - A	LF	DRAN	PIPE
020016B18N		76" X 48" REINFORCED CONCRETE ELLIPTICAL CULVERT PIPE, CLASS VE - II	LF	DRAN	PIPE
020016B18Q		33" REINFORCED CONCRETE SEWER PIPE, CLASS II	LF	DRAN	PIPE
020016B18R		18" HIGH DENSITY POLYETHYLENE PIPE	LF	DRAN	PIPE
020016B18T		60" CORRUGATED ALUMINUM ALLOY END SECTIONS	U	DRAN	PIPE
020016B18U		60" CORRUGATED STEEL END SECTIONS	U	DRAN	PIPE
020016B18V		60" CORRUGATED METAL END SECTIONS	U	DRAN	PIPE
020016B18W		36" REINFORCED CONCRETE END SECTIONS	U	DRAN	PIPE
020016B18X		CLEAN EXISTING PIPE, OVER 72" TO 96" DIAMETER	LF	DRAN	PIPE
020016B19D		30" CORRUGATED ALUMINUM ALLOY CULVERT PIPE	LF	DRAN	PIPE



New Jersey Department of Transportation
Capital Program Support
Spec Year 2001 Item List

06/02/2016


<u>Item Number</u>	<u>Alternate Item ID</u>	<u>Description</u>	<u>Units</u>	<u>Class</u>	<u>Type</u>
020016B19E		30" CORRUGATED STEEL CULVERT PIPE	LF	DRAN	PIPE
020016B19F		30" CORRUGATED METAL CULVERT PIPE	LF	DRAN	PIPE
020016B19G		36" REINFORCED CONCRETE CULVERT PIPE, CLASS II	LF	DRAN	PIPE
020016B19I		42" X 29" CORRUGATED ALUMINUM ALLOY CULVERT PIPE ARCH	LF	DRAN	PIPE
020016B19J		42" X 29" CORRUGATED STEEL CULVERT PIPE ARCH	LF	DRAN	PIPE
020016B19K		42" X 29" CORRUGATED METAL CULVERT PIPE ARCH	LF	DRAN	PIPE
020016B19L		54" X 88" REINFORCED CONCRETE CULVERT PIPE ARCH, CLASS A-II	LF	DRAN	PIPE
020016B19N		83" X 53" REINFORCED CONCRETE ELLIPTICAL CULVERT PIPE, CLASS VE - II	LF	DRAN	PIPE
020016B19O		30" CORRUGATED STEEL SEWER PIPE	LF	DRAN	PIPE
020016B19P		30" STEEL PIPE	LF	DRAN	PIPE
020016B19Q		36" REINFORCED CONCRETE SEWER PIPE, CLASS II	LF	DRAN	PIPE
020016B19R		54" X 88" REINFORCED CONCRETE SEWER PIPE ARCH, CLASS A-II	LF	DRAN	PIPE
020016B19S		42" X 29" CORRUGATED STEEL SEWER PIPE ARCH	LF	DRAN	PIPE
020016B19T		63" CORRUGATED ALUMINUM ALLOY END SECTIONS	U	DRAN	PIPE
020016B19U		63" CORRUGATED STEEL END SECTIONS	U	DRAN	PIPE
020016B19V		63" CORRUGATED METAL END SECTIONS	U	DRAN	PIPE
020016B19W		42" REINFORCED CONCRETE END SECTIONS	U	DRAN	PIPE
020016B19X		CLEANING EXISTING PIPE, 102" DIAMETER	LM	DRAN	PIPE
020016B20A		20" DUCTILE IRON CULVERT PIPE	LF	DRAN	PIPE
020016B20B		4" DUCTILE IRON WATER PIPE, CLASS 50	LF	UTIL	PIPE
020016B20C		21" CORRUGATED ALUMINUM ALLOY CULVERT PIPE, BITUMINOUS COATED, PAVED INVERT	LF	DRAN	PIPE
020016B20D		33" CORRUGATED ALUMINUM ALLOY CULVERT PIPE	LF	DRAN	PIPE
020016B20E		33" CORRUGATED STEEL CULVERT PIPE	LF	DRAN	PIPE
020016B20F		33" CORRUGATED METAL CULVERT PIPE	LF	DRAN	PIPE
020016B20G		42" REINFORCED CONCRETE CULVERT PIPE, CLASS II	LF	DRAN	PIPE
020016B20H		12" REINFORCED CONCRETE CULVERT PIPE, JACKING AND TUNNELING METHODS	LF	DRAN	PIPE
020016B20L		62" X 102" REINFORCED CONCRETE CULVERT PIPE ARCH, CLASS A-II	LF	DRAN	PIPE
020016B20N		91" X 58" REINFORCED CONCRETE ELLIPTICAL CULVERT PIPE, CLASS VE - II	LF	DRAN	PIPE
020016B20O		33" CORRUGATED STEEL SEWER PIPE	LF	DRAN	PIPE



New Jersey Department of Transportation
Capital Program Support
Spec Year 2001 Item List

06/02/2016


<u>Item Number</u>	<u>Alternate Item ID</u>	<u>Description</u>	<u>Units</u>	<u>Class</u>	<u>Type</u>
020016B20P		21" X 15" CORRUGATED STEEL CULVERT PIPE ARCH, BITUMINOUS COATED, PAVED INVERT	LF	DRAN	PIPE
020016B20Q		42" REINFORCED CONCRETE SEWER PIPE, CLASS II	LF	DRAN	PIPE
020016B20R		62" X 102" REINFORCED CONCRETE SEWER PIPE ARCH, CLASS A-II	LF	DRAN	PIPE
020016B20T		66" CORRUGATED ALUMINUM ALLOY END SECTIONS	U	DRAN	PIPE
020016B20U		66" CORRUGATED STEEL END SECTIONS	U	DRAN	PIPE
020016B20V		66" CORRUGATED METAL END SECTIONS	U	DRAN	PIPE
020016B20W		48" REINFORCED CONCRETE END SECTIONS	U	DRAN	PIPE
020016B21B		6" DUCTILE IRON WATER PIPE, CLASS 50	LF	UTIL	PIPE
020016B21D		36" CORRUGATED ALUMINUM ALLOY CULVERT PIPE	LF	DRAN	PIPE
020016B21E		36" CORRUGATED STEEL CULVERT PIPE	LF	DRAN	PIPE
020016B21F		36" CORRUGATED METAL CULVERT PIPE	LF	DRAN	PIPE
020016B21G		48" REINFORCED CONCRETE CULVERT PIPE, CLASS II	LF	DRAN	PIPE
020016B21H		15" REINFORCED CONCRETE CULVERT PIPE, JACKING AND TUNNELING METHODS	LF	DRAN	PIPE
020016B21I		49" X 33" CORRUGATED ALUMINUM ALLOY CULVERT PIPE ARCH	LF	DRAN	PIPE
020016B21J		49" X 33" CORRUGATED STEEL CULVERT PIPE ARCH	LF	DRAN	PIPE
020016B21K		49" X 33" CORRUGATED METAL CULVERT PIPE ARCH	LF	DRAN	PIPE
020016B21L		72" X 115" REINFORCED CONCRETE CULVERT PIPE ARCH, CLASS A-II	LF	DRAN	PIPE
020016B21N		98" X 63" REINFORCED CONCRETE ELLIPTICAL CULVERT PIPE, CLASS VE - II	LF	DRAN	PIPE
020016B21O		36" CORRUGATED STEEL SEWER PIPE	LF	DRAN	PIPE
020016B21Q		48" REINFORCED CONCRETE SEWER PIPE, CLASS II	LF	DRAN	PIPE
020016B21R		72" X 115" REINFORCED CONCRETE SEWER PIPE ARCH, CLASS A-II	LF	DRAN	PIPE
020016B21S		49" X 33" CORRUGATED STEEL SEWER PIPE ARCH	LF	DRAN	PIPE
020016B21W		54" REINFORCED CONCRETE END SECTIONS	U	DRAN	PIPE
020016B22A		24" DUCTILE IRON CULVERT PIPE	LF	DRAN	PIPE
020016B22B		8" DUCTILE IRON WATER PIPE, CLASS 50	LF	UTIL	PIPE
020016B22G		54" REINFORCED CONCRETE CULVERT PIPE, CLASS II	LF	DRAN	PIPE
020016B22H		18" REINFORCED CONCRETE CULVERT PIPE, JACKING AND TUNNELING METHODS	LF	DRAN	PIPE
020016B22L		77" X 122" REINFORCED CONCRETE CULVERT PIPE ARCH, CLASS A-II	LF	DRAN	PIPE
020016B22M		14" X 23" REINFORCED CONCRETE ELLIPTICAL CULVERT PIPE, CLASS HE - I	LF	DRAN	PIPE



New Jersey Department of Transportation
Capital Program Support
Spec Year 2001 Item List

06/02/2016


<u>Item Number</u>	<u>Alternate Item ID</u>	<u>Description</u>	<u>Units</u>	<u>Class</u>	<u>Type</u>
020016B22N		106" X 68" REINFORCED CONCRETE ELLIPTICAL CULVERT PIPE, CLASS VE - II	LF	DRAN	PIPE
020016B22Q		54" REINFORCED CONCRETE SEWER PIPE, CLASS II	LF	DRAN	PIPE
020016B22R		72" X 122" REINFORCED CONCRETE SEWER PIPE ARCH, CLASS A-II	LF	DRAN	PIPE
020016B22T		72" CORRUGATED ALUMINUM ALLOY END SECTIONS	U	DRAN	PIPE
020016B22U		72" CORRUGATED STEEL END SECTIONS	U	DRAN	PIPE
020016B22V		72" CORRUGATED METAL END SECTIONS	U	DRAN	PIPE
020016B22W		60" REINFORCED CONCRETE END SECTIONS	U	DRAN	PIPE
020016B23B		10" DUCTILE IRON WATER PIPE, CLASS 50	LF	UTIL	PIPE
020016B23C		24" CORRUGATED ALUMINUM ALLOY CULVERT PIPE, BITUMINOUS COATED, PAVED INVERT	LF	DRAN	PIPE
020016B23D		42" CORRUGATED ALUMINUM ALLOY CULVERT PIPE	LF	DRAN	PIPE
020016B23E		42" CORRUGATED STEEL CULVERT PIPE	LF	DRAN	PIPE
020016B23F		42" CORRUGATED METAL CULVERT PIPE	LF	DRAN	PIPE
020016B23G		60" REINFORCED CONCRETE CULVERT PIPE, CLASS II	LF	DRAN	PIPE
020016B23H		21" REINFORCED CONCRETE CULVERT PIPE, JACKING AND TUNNELING METHODS	LF	DRAN	PIPE
020016B23I		57" X 38" CORRUGATED ALUMINUM ALLOY CULVERT PIPE ARCH	LF	DRAN	PIPE
020016B23J		57" X 38" CORRUGATED STEEL CULVERT PIPE ARCH	LF	DRAN	PIPE
020016B23K		57" X 38" CORRUGATED METAL CULVERT PIPE ARCH	LF	DRAN	PIPE
020016B23M		19" X 30" REINFORCED CONCRETE ELLIPTICAL CULVERT PIPE, CLASS HE - I	LF	DRAN	PIPE
020016B23N		113" X 72" REINFORCED CONCRETE ELLIPTICAL CULVERT PIPE, CLASS VE - II	LF	DRAN	PIPE
020016B23O		42" CORRUGATED STEEL SEWER PIPE	LF	DRAN	PIPE
020016B23P		24" X 18" CORRUGATED STEEL CULVERT PIPE ARCH, BITUMINOUS COATED, PAVED INVERT	LF	DRAN	PIPE
020016B23Q		60" REINFORCED CONCRETE SEWER PIPE, CLASS II	LF	DRAN	PIPE
020016B23R		21" HIGH DENSITY POLYETHYLENE PIPE	LF	DRAN	PIPE
020016B23S		57" X 38" CORRUGATED STEEL SEWER PIPE ARCH	LF	DRAN	PIPE
020016B23Y		78" CORRUGATED METAL CULVERT PIPE	LF	DRAN	PIPE
020016B24B		12" DUCTILE IRON WATER PIPE, CLASS 50	LF	UTIL	PIPE
020016B24D		48" CORRUGATED ALUMINUM ALLOY CULVERT PIPE	LF	DRAN	PIPE
020016B24E		48" CORRUGATED STEEL CULVERT PIPE	LF	DRAN	PIPE
020016B24F		48" CORRUGATED METAL CULVERT PIPE	LF	DRAN	PIPE



New Jersey Department of Transportation
Capital Program Support
Spec Year 2001 Item List

06/02/2016

<u>Item Number</u>	<u>Alternate Item ID</u>	<u>Description</u>	<u>Units</u>	<u>Class</u>	<u>Type</u>
020016B24G		24" ELONGATED CORRUGATED STEEL SEWER PIPE	LF	DRAN	PIPE
020016B24H		24" REINFORCED CONCRETE CULVERT PIPE, JACKING AND TUNNELING METHODS	LF	DRAN	PIPE
020016B24J		8" DUCTILE IRON CULVERT PIPE	LF	DRAN	PIPE
020016B24K		8" GALVANIZED STEEL PIPE	LF	DRAN	PIPE
020016B24M		22" X 34" REINFORCED CONCRETE ELLIPTICAL CULVERT PIPE, CLASS HE - I	LF	DRAN	PIPE
020016B24N		121" X 77" REINFORCED CONCRETE ELLIPTICAL CULVERT PIPE, CLASS VE - II	LF	DRAN	PIPE
020016B24O		48" CORRUGATED STEEL SEWER PIPE	LF	DRAN	PIPE
020016B24R		24" HIGH DENSITY POLYETHYLENE PIPE	LF	DRAN	PIPE
020016B24T		78" CORRUGATED ALUMINUM ALLOY END SECTIONS	U	DRAN	PIPE
020016B24U		78" CORRUGATED STEEL END SECTIONS	U	DRAN	PIPE
020016B24V		76" CORRUGATED METAL END SECTIONS	U	DRAN	PIPE
020016B24W		66" REINFORCED CONCRETE END SECTIONS	U	DRAN	PIPE
020016B25B		14" DUCTILE IRON WATER PIPE, CLASS 50	LF	UTIL	PIPE
020016B25D		54" CORRUGATED ALUMINUM ALLOY CULVERT PIPE	LF	DRAN	PIPE
020016B25E		54" CORRUGATED STEEL CULVERT PIPE	LF	DRAN	PIPE
020016B25F		54" CORRUGATED METAL CULVERT PIPE	LF	DRAN	PIPE
020016B25G		66" REINFORCED CONCRETE CULVERT PIPE, CLASS II	LF	DRAN	PIPE
020016B25H		27" REINFORCED CONCRETE CULVERT PIPE, JACKING AND TUNNELING METHODS	LF	DRAN	PIPE
020016B25I		64" X 43" CORRUGATED ALUMINUM ALLOY CULVERT PIPE ARCH	LF	DRAN	PIPE
020016B25J		64" X 43" CORRUGATED STEEL CULVERT PIPE ARCH	LF	DRAN	PIPE
020016B25K		64" X 43" CORRUGATED METAL CULVERT PIPE ARCH	LF	DRAN	PIPE
020016B25M		24" X 38" REINFORCED CONCRETE ELLIPTICAL CULVERT PIPE, CLASS HE - I	LF	DRAN	PIPE
020016B25O		54" CORRUGATED STEEL SEWER PIPE	LF	DRAN	PIPE
020016B25Q		66" REINFORCED CONCRETE SEWER PIPE, CLASS II	LF	DRAN	PIPE
020016B25S		64" X 43" CORRUGATED STEEL SEWER PIPE ARCH	LF	DRAN	PIPE
020016B25W		72" REINFORCED CONCRETE END SECTIONS	U	DRAN	PIPE
020016B26A		30" DUCTILE IRON CULVERT PIPE	LF	DRAN	PIPE
020016B26B		16" DUCTILE IRON WATER PIPE, CLASS 50	LF	UTIL	PIPE
020016B26C		27" CORRUGATED ALUMINUM ALLOY CULVERT PIPE, BITUMINOUS COATED, PAVED INVERT	LF	DRAN	PIPE



New Jersey Department of Transportation
Capital Program Support
Spec Year 2001 Item List

06/02/2016

<u>Item Number</u>	<u>Alternate Item ID</u>	<u>Description</u>	<u>Units</u>	<u>Class</u>	<u>Type</u>
020016B26D		27" CORRUGATED ALUMINUM ALLOY CULVERT PIPE, BITUMINOUS COATED, PAVED INVERT	LF	DRAN	PIPE
020016B26G		72" REINFORCED CONCRETE CULVERT PIPE, CLASS II	LF	DRAN	PIPE
020016B26H		30" REINFORCED CONCRETE CULVERT PIPE, JACKING AND TUNNELING METHODS	LF	DRAN	PIPE
020016B26M		27" X 42" REINFORCED CONCRETE ELLIPTICAL CULVERT PIPE, CLASS HE - I	LF	DRAN	PIPE
020016B26Q		72" REINFORCED CONCRETE SEWER PIPE, CLASS II	LF	DRAN	PIPE
020016B26T		84" CORRUGATED ALUMINUM ALLOY END SECTIONS	U	DRAN	PIPE
020016B26U		83" CORRUGATED STEEL END SECTIONS	U	DRAN	PIPE
020016B26V		84" CORRUGATED METAL END SECTIONS	U	DRAN	PIPE
020016B26W		78" REINFORCED CONCRETE END SECTIONS	U	DRAN	PIPE
020016B26Y		12" CORRUGATED METAL SEWER PIPE	LF	DRAN	PIPE
020016B27B		18" DUCTILE IRON WATER PIPE, CLASS 50	LF	UTIL	PIPE
020016B27D		60" CORRUGATED ALUMINUM ALLOY CULVERT PIPE	LF	DRAN	PIPE
020016B27E		60" CORRUGATED STEEL CULVERT PIPE	LF	DRAN	PIPE
020016B27F		60" CORRUGATED METAL CULVERT PIPE	LF	DRAN	PIPE
020016B27G		78" REINFORCED CONCRETE CULVERT PIPE, CLASS II	LF	DRAN	PIPE
020016B27H		33" REINFORCED CONCRETE CULVERT PIPE, JACKING AND TUNNELING METHODS	LF	DRAN	PIPE
020016B27I		71" X 47" CORRUGATED ALUMINUM ALLOY CULVERT PIPE ARCH	LF	DRAN	PIPE
020016B27J		71" X 47" CORRUGATED STEEL CULVERT PIPE ARCH	LF	DRAN	PIPE
020016B27K		71" X 47" CORRUGATED METAL CULVERT PIPE ARCH	LF	DRAN	PIPE
020016B27M		29" X 45" REINFORCED CONCRETE ELLIPTICAL CULVERT PIPE, CLASS HE - I	LF	DRAN	PIPE
020016B27O		60" CORRUGATED STEEL SEWER PIPE	LF	DRAN	PIPE
020016B27P		28" X 20" CORRUGATED STEEL CULVERT PIPE ARCH, BITUMINOUS COATED, PAVED INVERT	LF	DRAN	PIPE
020016B27Q		78" REINFORCED CONCRETE SEWER PIPE, CLASS II	LF	DRAN	PIPE
020016B27R		27" HIGH DENSITY POLYETHYLENE PIPE	LF	DRAN	PIPE
020016B27S		71" X 47" CORRUGATED STEEL SEWER PIPE ARCH	LF	DRAN	PIPE
020016B27W		83" REINFORCED CONCRETE END SECTIONS	U	DRAN	PIPE
020016B27Y		15" CORRUGATED METAL SEWER PIPE	LF	DRAN	PIPE
020016B28A		36" DUCTILE IRON CULVERT PIPE	LF	DRAN	PIPE
020016B28B		8" DUCTILE IRON WATER PIPE, CLASS 56	LF	DRAN	PIPE



New Jersey Department of Transportation
Capital Program Support
Spec Year 2001 Item List

06/02/2016


<u>Item Number</u>	<u>Alternate Item ID</u>	<u>Description</u>	<u>Units</u>	<u>Class</u>	<u>Type</u>
020016B28D		63" CORRUGATED ALUMINUM ALLOY CULVERT PIPE	LF	DRAN	PIPE
020016B28E		63" CORRUGATED STEEL CULVERT PIPE	LF	DRAN	PIPE
020016B28F		63" CORRUGATED METAL CULVERT PIPE	LF	DRAN	PIPE
020016B28G		84" REINFORCED CONCRETE CULVERT PIPE, CLASS II	LF	DRAN	PIPE
020016B28H		36" REINFORCED CONCRETE CULVERT PIPE, JACKING AND TUNNELING METHODS	LF	DRAN	PIPE
020016B28M		32" X 49" REINFORCED CONCRETE ELLIPTICAL CULVERT PIPE, CLASS HE - I	LF	DRAN	PIPE
020016B28N		45" X 29" REINFORCED CONCRETE ELLIPTICAL CULVERT PIPE, CLASS VE - III	LF	DRAN	PIPE
020016B28O		63" CORRUGATED STEEL SEWER PIPE	LF	DRAN	PIPE
020016B28Q		84" REINFORCED CONCRETE SEWER PIPE, CLASS II	LF	DRAN	PIPE
020016B28W		88" REINFORCED CONCRETE END SECTIONS	U	DRAN	PIPE
020016B28Y		18" CORRUGATED METAL SEWER PIPE	LF	DRAN	PIPE
020016B29C		30" CORRUGATED ALUMINUM ALLOY CULVERT PIPE, BITUMINOUS COATED, PAVED INVERT	LF	DRAN	PIPE
020016B29D		66" CORRUGATED ALUMINUM ALLOY CULVERT PIPE	LF	DRAN	PIPE
020016B29E		66" CORRUGATED STEEL CULVERT PIPE	LF	DRAN	PIPE
020016B29F		66" CORRUGATED METAL CULVERT PIPE	LF	DRAN	PIPE
020016B29G		90" REINFORCED CONCRETE CULVERT PIPE, CLASS II	LF	DRAN	PIPE
020016B29H		42" REINFORCED CONCRETE CULVERT PIPE, JACKING AND TUNNELING METHODS	LF	DRAN	PIPE
020016B29I		77" X 52" CORRUGATED ALUMINUM ALLOY CULVERT PIPE ARCH	LF	DRAN	PIPE
020016B29J		77" X 52" CORRUGATED STEEL CULVERT PIPE ARCH	LF	DRAN	PIPE
020016B29K		77" X 52" CORRUGATED METAL CULVERT PIPE ARCH	LF	DRAN	PIPE
020016B29M		34" X 53" REINFORCED CONCRETE ELLIPTICAL CULVERT PIPE, CLASS HE - I	LF	DRAN	PIPE
020016B29N		49" X 32" REINFORCED CONCRETE ELLIPTICAL CULVERT PIPE, CLASS VE - III	LF	DRAN	PIPE
020016B29O		66" CORRUGATED STEEL SEWER PIPE	LF	DRAN	PIPE
020016B29Q		90" REINFORCED CONCRETE SEWER PIPE, CLASS II	LF	DRAN	PIPE
020016B29R		30" HIGH DENSITY POLYETHYLENE PIPE	LF	DRAN	PIPE
020016B29S		77" X 52" CORRUGATED STEEL SEWER PIPE ARCH	LF	DRAN	PIPE
020016B29W		94" REINFORCED CONCRETE END SECTIONS	U	DRAN	PIPE
020016B29Y		21" CORRUGATED METAL SEWER PIPE	LF	DRAN	PIPE
020016B30A		42" DUCTILE IRON CULVERT PIPE	LF	DRAN	PIPE



New Jersey Department of Transportation
Capital Program Support
Spec Year 2001 Item List

06/02/2016


<u>Item Number</u>	<u>Alternate Item ID</u>	<u>Description</u>	<u>Units</u>	<u>Class</u>	<u>Type</u>
020016B30B		4" DUCTILE IRON WATER PIPE, CLASS 51	LF	UTIL	PIPE
020016B30D		72" CORRUGATED ALUMINUM ALLOY CULVERT PIPE	LF	DRAN	PIPE
020016B30E		72" CORRUGATED STEEL CULVERT PIPE	LF	DRAN	PIPE
020016B30F		72" CORRUGATED METAL CULVERT PIPE	LF	DRAN	PIPE
020016B30G		96" REINFORCED CONCRETE CULVERT PIPE, CLASS II	LF	DRAN	PIPE
020016B30H		48" REINFORCED CONCRETE CULVERT PIPE, JACKING AND TUNNELING METHODS	LF	DRAN	PIPE
020016B30L		11" X 18" REINFORCED CONCRETE CULVERT PIPE ARCH, CLASS A-III	LF	DRAN	PIPE
020016B30M		38" X 60" REINFORCED CONCRETE ELLIPTICAL CULVERT PIPE, CLASS HE - I	LF	DRAN	PIPE
020016B30N		53" X 34" REINFORCED CONCRETE ELLIPTICAL CULVERT PIPE, CLASS VE - III	LF	DRAN	PIPE
020016B30O		72" CORRUGATED STEEL SEWER PIPE	LF	DRAN	PIPE
020016B30Q		96" REINFORCED CONCRETE SEWER PIPE, CLASS II	LF	DRAN	PIPE
020016B30R		11" X 18" REINFORCED CONCRETE SEWER PIPE ARCH, CLASS A-III	LF	DRAN	PIPE
020016B30W		12" X 18" REINFORCED CONCRETE END SECTIONS	U	DRAN	PIPE
020016B30Y		24" CORRUGATED METAL SEWER PIPE	LF	DRAN	PIPE
020016B31B		6" DUCTILE IRON WATER PIPE, CLASS 51	LF	UTIL	PIPE
020016B31D		78" CORRUGATED ALUMINUM ALLOY CULVERT PIPE	LF	DRAN	PIPE
020016B31E		78" CORRUGATED STEEL CULVERT PIPE	LF	DRAN	PIPE
020016B31F		78" CORRUGATED METAL CULVERT PIPE	LF	DRAN	PIPE
020016B31I		83" X 57" CORRUGATED ALUMINUM ALLOY CULVERT PIPE ARCH	LF	DRAN	PIPE
020016B31J		83" X 57" CORRUGATED STEEL CULVERT PIPE ARCH	LF	DRAN	PIPE
020016B31K		83" X 57" CORRUGATED METAL CULVERT PIPE ARCH	LF	DRAN	PIPE
020016B31L		13" X 22" REINFORCED CONCRETE CULVERT PIPE ARCH, CLASS A-III	LF	DRAN	PIPE
020016B31M		43" X 68" REINFORCED CONCRETE ELLIPTICAL CULVERT PIPE, CLASS HE - I	LF	DRAN	PIPE
020016B31N		60" X 38" REINFORCED CONCRETE ELLIPTICAL CULVERT PIPE, CLASS VE - III	LF	DRAN	PIPE
020016B31O		75" CORRUGATED STEEL SEWER PIPE	LF	DRAN	PIPE
020016B31R		13" X 22" REINFORCED CONCRETE SEWER PIPE ARCH, CLASS A-III	LF	DRAN	PIPE
020016B31S		84" X 58" CORRUGATED STEEL SEWER PIPE ARCH	LF	DRAN	PIPE
020016B31W		14" X 22" REINFORCED CONCRETE END SECTIONS	U	DRAN	PIPE
020016B31Y		27" CORRUGATED METAL SEWER PIPE	LF	DRAN	PIPE



New Jersey Department of Transportation
Capital Program Support
Spec Year 2001 Item List

06/02/2016


<u>Item Number</u>	<u>Alternate Item ID</u>	<u>Description</u>	<u>Units</u>	<u>Class</u>	<u>Type</u>
020016B32A		48" DUCTILE IRON CULVERT PIPE	LF	DRAN	PIPE
020016B32B		8" DUCTILE IRON WATER PIPE, CLASS 51	LF	UTIL	PIPE
020016B32D		84" CORRUGATED ALUMINUM ALLOY CULVERT PIPE	LF	DRAN	PIPE
020016B32E		84" CORRUGATED STEEL CULVERT PIPE	LF	DRAN	PIPE
020016B32F		84" CORRUGATED METAL CULVERT PIPE	LF	DRAN	PIPE
020016B32G		12" REINFORCED CONCRETE CULVERT PIPE	LF	DRAN	PIPE
020016B32L		15" X 26" REINFORCED CONCRETE CULVERT PIPE ARCH, CLASS A-III	LF	DRAN	PIPE
020016B32M		48" X 76" REINFORCED CONCRETE ELLIPTICAL CULVERT PIPE, CLASS HE - I	LF	DRAN	PIPE
020016B32N		68" X 43" REINFORCED CONCRETE ELLIPTICAL CULVERT PIPE, CLASS VE - III	LF	DRAN	PIPE
020016B32O		84" CORRUGATED STEEL SEWER PIPE	LF	DRAN	PIPE
020016B32Q		12" REINFORCED CONCRETE SEWER PIPE, CLASS III	LF	DRAN	PIPE
020016B32R		15" X 26" REINFORCED CONCRETE SEWER PIPE ARCH, CLASS A-III	LF	DRAN	PIPE
020016B32W		14" X 23" REINFORCED CONCRETE END SECTIONS	U	DRAN	PIPE
020016B32Y		30" CORRUGATED METAL SEWER PIPE	LF	DRAN	PIPE
020016B33B		10" DUCTILE IRON WATER PIPE, CLASS 51	LF	UTIL	PIPE
020016B33G		15" REINFORCED CONCRETE CULVERT PIPE	LF	DRAN	PIPE
020016B33L		18" X 28" REINFORCED CONCRETE CULVERT PIPE ARCH, CLASS A-III	LF	DRAN	PIPE
020016B33M		53" X 83" REINFORCED CONCRETE ELLIPTICAL CULVERT PIPE, CLASS HE - I	LF	DRAN	PIPE
020016B33N		76" X 48" REINFORCED CONCRETE ELLIPTICAL CULVERT PIPE, CLASS VE - III	LF	DRAN	PIPE
020016B33Q		15" REINFORCED CONCRETE SEWER PIPE, CLASS III	LF	DRAN	PIPE
020016B33R		18" X 28" REINFORCED CONCRETE SEWER PIPE ARCH, CLASS A-III	LF	DRAN	PIPE
020016B33W		16" X 26" REINFORCED CONCRETE END SECTIONS	U	DRAN	PIPE
020016B34A		54" DUCTILE IRON CULVERT PIPE	LF	DRAN	PIPE
020016B34B		12" DUCTILE IRON WATER PIPE, CLASS 51	LF	UTIL	PIPE
020016B34G		18" REINFORCED CONCRETE CULVERT PIPE	LF	DRAN	PIPE
020016B34M		58" X 91" REINFORCED CONCRETE ELLIPTICAL CULVERT PIPE, CLASS HE - I	LF	DRAN	PIPE
020016B34N		83" X 53" REINFORCED CONCRETE ELLIPTICAL CULVERT PIPE, CLASS VE - III	LF	DRAN	PIPE
020016B34O		35" X 24" CORRUGATED ALUMINUM ALLOY CULVERT PIPE ARCH, BITUMINOUS COATED, PA	LF	DRAN	PIPE
020016B34P		35" X 24" CORRUGATED STEEL CULVERT PIPE ARCH, BITUMINOUS COATED, PAVED INVERT	LF	DRAN	PIPE



New Jersey Department of Transportation
Capital Program Support
Spec Year 2001 Item List

06/02/2016


<u>Item Number</u>	<u>Alternate Item ID</u>	<u>Description</u>	<u>Units</u>	<u>Class</u>	<u>Type</u>
020016B34Q		18" REINFORCED CONCRETE SEWER PIPE, CLASS III	LF	DRAN	PIPE
020016B34W		18" X 30" REINFORCED CONCRETE END SECTIONS	U	DRAN	PIPE
020016B34Y		36" CORRUGATED METAL SEWER PIPE	LF	DRAN	PIPE
020016B35B		14" DUCTILE IRON WATER PIPE, CLASS 51	LF	UTIL	PIPE
020016B35C		36" CORRUGATED ALUMINUM ALLOY CULVERT PIPE, BITUMINOUS COATED, PAVED INVERT	LF	DRAN	PIPE
020016B35D		36" CORRUGATED ALUMINUM ALLOY CULVERT PIPE, BITUMINOUS COATED, PAVED INVERT	LF	DRAN	PIPE
020016B35G		21" REINFORCED CONCRETE CULVERT PIPE	LF	DRAN	PIPE
020016B35L		22" X 36" REINFORCED CONCRETE CULVERT PIPE ARCH, CLASS A-III	LF	DRAN	PIPE
020016B35M		63" X 98" REINFORCED CONCRETE ELLIPTICAL CULVERT PIPE, CLASS HE - I	LF	DRAN	PIPE
020016B35N		91" X 58" REINFORCED CONCRETE ELLIPTICAL CULVERT PIPE, CLASS VE - III	LF	DRAN	PIPE
020016B35Q		21" REINFORCED CONCRETE SEWER PIPE, CLASS III	LF	DRAN	PIPE
020016B35R		22" X 36" REINFORCED CONCRETE SEWER PIPE ARCH, CLASS A-III	LF	DRAN	PIPE
020016B35W		19" X 30" REINFORCED CONCRETE END SECTIONS	U	DRAN	PIPE
020016B36A		60" DUCTILE IRON CULVERT PIPE	LF	DRAN	PIPE
020016B36B		16" DUCTILE IRON WATER PIPE, CLASS 51	LF	UTIL	PIPE
020016B36F		36" ELONGATED CORRUGATED STEEL CULVERT PIPE	LF	DRAN	PIPE
020016B36G		24" REINFORCED CONCRETE CULVERT PIPE	LF	DRAN	PIPE
020016B36M		68" X 106" REINFORCED CONCRETE ELLIPTICAL CULVERT PIPE, CLASS HE - I	LF	DRAN	PIPE
020016B36N		98" X 63" REINFORCED CONCRETE ELLIPTICAL CULVERT PIPE, CLASS VE - III	LF	DRAN	PIPE
020016B36Q		24" REINFORCED CONCRETE SEWER PIPE, CLASS III	LF	DRAN	PIPE
020016B36W		22" X 34" REINFORCED CONCRETE END SECTIONS	U	DRAN	PIPE
020016B36Y		42" CORRUGATED METAL SEWER PIPE	LF	DRAN	PIPE
020016B37B		18" DUCTILE IRON WATER PIPE, CLASS 51	LF	UTIL	PIPE
020016B37G		27" REINFORCED CONCRETE CULVERT PIPE	LF	DRAN	PIPE
020016B37L		26" X 43" REINFORCED CONCRETE CULVERT PIPE ARCH, CLASS A-III	LF	DRAN	PIPE
020016B37M		72" X 113" REINFORCED CONCRETE ELLIPTICAL CULVERT PIPE, CLASS HE - I	LF	DRAN	PIPE
020016B37N		106" X 68" REINFORCED CONCRETE ELLIPTICAL CULVERT PIPE, CLASS VE - III	LF	DRAN	PIPE
020016B37Q		27" REINFORCED CONCRETE SEWER PIPE, CLASS III	LF	DRAN	PIPE
020016B37R		26" X 43" REINFORCED CONCRETE SEWER PIPE ARCH, CLASS A-III	LF	DRAN	PIPE



New Jersey Department of Transportation
Capital Program Support
Spec Year 2001 Item List

06/02/2016


<u>Item Number</u>	<u>Alternate Item ID</u>	<u>Description</u>	<u>Units</u>	<u>Class</u>	<u>Type</u>
020016B37W		22" X 36" REINFORCED CONCRETE END SECTIONS	U	DRAN	PIPE
020016B38A		66" DUCTILE IRON CULVERT PIPE	LF	DRAN	PIPE
020016B38G		30" REINFORCED CONCRETE CULVERT PIPE	LF	DRAN	PIPE
020016B38M		77" X 121" REINFORCED CONCRETE ELLIPTICAL CULVERT PIPE, CLASS HE - I	LF	DRAN	PIPE
020016B38N		113" X 72" REINFORCED CONCRETE ELLIPTICAL CULVERT PIPE, CLASS VE - III	LF	DRAN	PIPE
020016B38Q		30" REINFORCED CONCRETE SEWER PIPE, CLASS III	LF	DRAN	PIPE
020016B38W		24" X 38" REINFORCED CONCRETE END SECTIONS	U	DRAN	PIPE
020016B38Y		48" CORRUGATED METAL SEWER PIPE	LF	DRAN	PIPE
020016B39G		33" REINFORCED CONCRETE CULVERT PIPE	LF	DRAN	PIPE
020016B39L		31" X 51" REINFORCED CONCRETE CULVERT PIPE ARCH, CLASS A-III	LF	DRAN	PIPE
020016B39N		121" X 77" REINFORCED CONCRETE ELLIPTICAL CULVERT PIPE, CLASS VE - III	LF	DRAN	PIPE
020016B39Q		33" REINFORCED CONCRETE SEWER PIPE, CLASS III	LF	DRAN	PIPE
020016B39R		31" X 51" REINFORCED CONCRETE SEWER PIPE ARCH, CLASS A-III	LF	DRAN	PIPE
020016B39W		27" X 42" REINFORCED CONCRETE END SECTIONS	U	DRAN	PIPE
020016B40A		72" DUCTILE IRON CULVERT PIPE	LF	DRAN	PIPE
020016B40B		4" DUCTILE IRON WATER PIPE, CLASS 52	LF	UTIL	PIPE
020016B40G		36" REINFORCED CONCRETE CULVERT PIPE	LF	DRAN	PIPE
020016B40L		36" X 58" REINFORCED CONCRETE CULVERT PIPE ARCH, CLASS A-III	LF	DRAN	PIPE
020016B40Q		36" REINFORCED CONCRETE SEWER PIPE, CLASS III	LF	DRAN	PIPE
020016B40R		36" X 58" REINFORCED CONCRETE SEWER PIPE ARCH, CLASS A-III	LF	DRAN	PIPE
020016B40W		27" X 45" REINFORCED CONCRETE END SECTIONS	U	DRAN	PIPE
020016B40Y		54" CORRUGATED METAL SEWER PIPE	LF	DRAN	PIPE
020016B41B		6" DUCTILE IRON WATER PIPE, CLASS 52	LF	UTIL	PIPE
020016B41C		42" CORRUGATED ALUMINUM ALLOY CULVERT PIPE, BITUMINOUS COATED, PAVED INVERT	LF	DRAN	PIPE
020016B41D		42" CORRUGATED ALUMINUM ALLOY CULVERT PIPE, BITUMINOUS COATED, PAVED INVERT	LF	DRAN	PIPE
020016B41G		42" REINFORCED CONCRETE CULVERT PIPE	LF	DRAN	PIPE
020016B41L		40" X 65" REINFORCED CONCRETE CULVERT PIPE ARCH, CLASS A-III	LF	DRAN	PIPE
020016B41O		42" X 29" CORRUGATED ALUMINUM ALLOY CULVERT PIPE ARCH, BITUMINOUS COATED, PA	LF	DRAN	PIPE
020016B41P		42" X 29" CORRUGATED STEEL CULVERT PIPE ARCH, BITUMINOUS COATED, PAVED INVERT	LF	DRAN	PIPE



New Jersey Department of Transportation
Capital Program Support
Spec Year 2001 Item List

06/02/2016


<u>Item Number</u>	<u>Alternate Item ID</u>	<u>Description</u>	<u>Units</u>	<u>Class</u>	<u>Type</u>
020016B41Q		42" REINFORCED CONCRETE SEWER PIPE, CLASS III	LF	DRAN	PIPE
020016B41R		40" X 65" REINFORCED CONCRETE SEWER PIPE ARCH, CLASS A-III	LF	DRAN	PIPE
020016B41W		29" X 45" REINFORCED CONCRETE END SECTIONS	U	DRAN	PIPE
020016B42B		8" DUCTILE IRON WATER PIPE, CLASS 52	LF	UTIL	PIPE
020016B42F		42" ELONGATED CORRUGATED STEEL CULVERT PIPE	LF	DRAN	PIPE
020016B42G		48" REINFORCED CONCRETE CULVERT PIPE	LF	DRAN	PIPE
020016B42L		45" X 73" REINFORCED CONCRETE CULVERT PIPE ARCH, CLASS A-III	LF	DRAN	PIPE
020016B42M		14" X 23" REINFORCED CONCRETE ELLIPTICAL CULVERT PIPE, CLASS HE - II	LF	DRAN	PIPE
020016B42Q		48" REINFORCED CONCRETE SEWER PIPE, CLASS III	LF	DRAN	PIPE
020016B42R		45" X 73" REINFORCED CONCRETE SEWER PIPE ARCH, CLASS A-III	LF	DRAN	PIPE
020016B42W		32" X 49" REINFORCED CONCRETE END SECTIONS	U	DRAN	PIPE
020016B42Y		60" CORRUGATED METAL SEWER PIPE	LF	DRAN	PIPE
020016B43B		10" DUCTILE IRON WATER PIPE, CLASS 52	LF	UTIL	PIPE
020016B43G		54" REINFORCED CONCRETE CULVERT PIPE	LF	DRAN	PIPE
020016B43M		19" X 30" REINFORCED CONCRETE ELLIPTICAL CULVERT PIPE, CLASS HE - II	LF	DRAN	PIPE
020016B43N		45" X 29" REINFORCED CONCRETE ELLIPTICAL CULVERT PIPE, CLASS VE - IV	LF	DRAN	PIPE
020016B43Q		54" REINFORCED CONCRETE SEWER PIPE, CLASS III	LF	DRAN	PIPE
020016B43T		17" X 13" CORRUGATED ALUMINUM ALLOY END SECTIONS	U	DRAN	PIPE
020016B43U		17" X 13" CORRUGATED STEEL END SECTIONS	U	DRAN	PIPE
020016B43V		17" X 13" CORRUGATED METAL END SECTIONS	U	DRAN	PIPE
020016B43W		30" X 52" REINFORCED CONCRETE END SECTIONS	U	DRAN	PIPE
020016B44B		12" DUCTILE IRON WATER PIPE, CLASS 52	LF	UTIL	PIPE
020016B44G		60" REINFORCED CONCRETE CULVERT PIPE	LF	DRAN	PIPE
020016B44L		54" X 88" REINFORCED CONCRETE CULVERT PIPE ARCH, CLASS A-III	LF	DRAN	PIPE
020016B44M		22" X 34" REINFORCED CONCRETE ELLIPTICAL CULVERT PIPE, CLASS HE - II	LF	DRAN	PIPE
020016B44N		49" X 32" REINFORCED CONCRETE ELLIPTICAL CULVERT PIPE, CLASS VE - IV	LF	DRAN	PIPE
020016B44Q		60" REINFORCED CONCRETE SEWER PIPE, CLASS III	LF	DRAN	PIPE
020016B44R		54" X 88" REINFORCED CONCRETE SEWER PIPE ARCH, CLASS A-III	LF	DRAN	PIPE
020016B44T		21" X 15" CORRUGATED ALUMINUM ALLOY END SECTIONS	U	DRAN	PIPE



New Jersey Department of Transportation
Capital Program Support
Spec Year 2001 Item List

06/02/2016


<u>Item Number</u>	<u>Alternate Item ID</u>	<u>Description</u>	<u>Units</u>	<u>Class</u>	<u>Type</u>
020016B44U		21" X 15" CORRUGATED STEEL END SECTIONS	U	DRAN	PIPE
020016B44V		21" X 15" CORRUGATED METAL END SECTIONS	U	DRAN	PIPE
020016B44W		34" X 53" REINFORCED CONCRETE END SECTIONS	U	DRAN	PIPE
020016B44Y		66" CORRUGATED METAL SEWER PIPE	LF	DRAN	PIPE
020016B45B		14" DUCTILE IRON WATER PIPE, CLASS 52	LF	UTIL	PIPE
020016B45L		62" X 102" REINFORCED CONCRETE CULVERT PIPE ARCH, CLASS A-III	LF	DRAN	PIPE
020016B45M		24" X 38" REINFORCED CONCRETE ELLIPTICAL CULVERT PIPE, CLASS HE - II	LF	DRAN	PIPE
020016B45N		53" X 34" REINFORCED CONCRETE ELLIPTICAL CULVERT PIPE, CLASS VE - IV	LF	DRAN	PIPE
020016B45R		62" X 102" REINFORCED CONCRETE SEWER PIPE ARCH, CLASS A-III	LF	DRAN	PIPE
020016B45T		24" X 18" CORRUGATED ALUMINUM ALLOY END SECTIONS	U	DRAN	PIPE
020016B45U		24" X 18" CORRUGATED STEEL END SECTIONS	U	DRAN	PIPE
020016B45V		24" X 18" CORRUGATED METAL END SECTIONS	U	DRAN	PIPE
020016B45W		36" X 58" REINFORCED CONCRETE END SECTIONS	U	DRAN	PIPE
020016B46B		16" DUCTILE IRON WATER PIPE, CLASS 52	LF	UTIL	PIPE
020016B46G		66" REINFORCED CONCRETE CULVERT PIPE	LF	DRAN	PIPE
020016B46L		72" X 115" REINFORCED CONCRETE CULVERT PIPE ARCH, CLASS A-III	LF	DRAN	PIPE
020016B46M		27" X 42" REINFORCED CONCRETE ELLIPTICAL CULVERT PIPE, CLASS HE - II	LF	DRAN	PIPE
020016B46N		60" X 38" REINFORCED CONCRETE ELLIPTICAL CULVERT PIPE, CLASS VE - IV	LF	DRAN	PIPE
020016B46Q		63" REINFORCED CONCRETE SEWER PIPE, CLASS A-III	LF	DRAN	PIPE
020016B46R		72" X 115" REINFORCED CONCRETE SEWER PIPE ARCH, CLASS A-III	LF	DRAN	PIPE
020016B46T		28" X 20" CORRUGATED ALUMINUM ALLOY END SECTIONS	U	DRAN	PIPE
020016B46U		28" X 20" CORRUGATED STEEL END SECTIONS	U	DRAN	PIPE
020016B46V		28" X 20" CORRUGATED METAL END SECTIONS	U	DRAN	PIPE
020016B46W		38" X 60" REINFORCED CONCRETE END SECTIONS	U	DRAN	PIPE
020016B46Y		72" CORRUGATED METAL SEWER PIPE	LF	DRAN	PIPE
020016B47B		18" DUCTILE IRON WATER PIPE, CLASS 52	LF	UTIL	PIPE
020016B47C		48" CORRUGATED ALUMINUM ALLOY CULVERT PIPE, BITUMINOUS COATED, PAVED INVERT	LF	DRAN	PIPE
020016B47D		48" CORRUGATED ALUMINUM ALLOY CULVERT PIPE, BITUMINOUS COATED, PAVED INVERT	LF	DRAN	PIPE
020016B47G		72" REINFORCED CONCRETE CULVERT PIPE	LF	DRAN	PIPE



New Jersey Department of Transportation
Capital Program Support
Spec Year 2001 Item List

06/02/2016

<u>Item Number</u>	<u>Alternate Item ID</u>	<u>Description</u>	<u>Units</u>	<u>Class</u>	<u>Type</u>
020016B47L		77" X 122" REINFORCED CONCRETE CULVERT PIPE ARCH, CLASS A-III	LF	DRAN	PIPE
020016B47M		29" X 45" REINFORCED CONCRETE ELLIPTICAL CULVERT PIPE, CLASS HE - II	LF	DRAN	PIPE
020016B47N		68" X 43" REINFORCED CONCRETE ELLIPTICAL CULVERT PIPE, CLASS VE - IV	LF	DRAN	PIPE
020016B47Q		72" REINFORCED CONCRETE SEWER PIPE, CLASS III	LF	DRAN	PIPE
020016B47R		77" X 122" REINFORCED CONCRETE SEWER PIPE ARCH, CLASS A-III	LF	DRAN	PIPE
020016B47T		35" X 24" CORRUGATED ALUMINUM ALLOY END SECTIONS	U	DRAN	PIPE
020016B47U		35" X 24" CORRUGATED STEEL END SECTIONS	U	DRAN	PIPE
020016B47V		35" X 24" CORRUGATED METAL END SECTIONS	U	DRAN	PIPE
020016B47W		40" X 66" REINFORCED CONCRETE END SECTIONS	U	DRAN	PIPE
020016B48B		48" HALF-ROUND REINFORCED CONCRETE PIPE	LF	DRAN	PIPE
020016B48F		48" ELONGATED CORRUGATED STEEL CULVERT PIPE	LF	DRAN	PIPE
020016B48G		78" REINFORCED CONCRETE CULVERT PIPE	LF	DRAN	PIPE
020016B48M		32" X 49" REINFORCED CONCRETE ELLIPTICAL CULVERT PIPE, CLASS HE - II	LF	DRAN	PIPE
020016B48N		76" X 48" REINFORCED CONCRETE ELLIPTICAL CULVERT PIPE, CLASS VE - IV	LF	DRAN	PIPE
020016B48O		49" X 33" CORRUGATED ALUMINUM ALLOY CULVERT PIPE ARCH, BITUMINOUS COATED, PA	LF	DRAN	PIPE
020016B48P		49" X 33" CORRUGATED STEEL CULVERT PIPE ARCH, BITUMINOUS COATED, PAVED INVERT	LF	DRAN	PIPE
020016B48Q		78" REINFORCED CONCRETE SEWER PIPE, CLASS III	LF	DRAN	PIPE
020016B48T		42" X 29" CORRUGATED ALUMINUM ALLOY END SECTIONS	U	DRAN	PIPE
020016B48U		42" X 29" CORRUGATED STEEL END SECTIONS	U	DRAN	PIPE
020016B48V		42" X 29" CORRUGATED METAL END SECTIONS	U	DRAN	PIPE
020016B48W		43" X 68" REINFORCED CONCRETE END SECTIONS	U	DRAN	PIPE
020016B48Y		84" CORRUGATED METAL SEWER PIPE	LF	DRAN	PIPE
020016B49B		24" DUCTILE IRON WATER PIPE, CLASS 52	LF	DRAN	PIPE
020016B49G		84" REINFORCED CONCRETE CULVERT PIPE	LF	DRAN	PIPE
020016B49M		34" X 53" REINFORCED CONCRETE ELLIPTICAL CULVERT PIPE, CLASS HE - II	LF	DRAN	PIPE
020016B49N		83" X 53" REINFORCED CONCRETE ELLIPTICAL CULVERT PIPE, CLASS VE - IV	LF	DRAN	PIPE
020016B49Q		84" REINFORCED CONCRETE SEWER PIPE, CLASS III	LF	DRAN	PIPE
020016B49T		49" X 33" CORRUGATED ALUMINUM ALLOY END SECTIONS	U	DRAN	PIPE
020016B49U		49" X 33" CORRUGATED STEEL END SECTIONS	U	DRAN	PIPE



New Jersey Department of Transportation
Capital Program Support
Spec Year 2001 Item List

06/02/2016


<u>Item Number</u>	<u>Alternate Item ID</u>	<u>Description</u>	<u>Units</u>	<u>Class</u>	<u>Type</u>
020016B49V		49" X 33" CORRUGATED METAL END SECTIONS	U	DRAN	PIPE
020016B49W		45" X 73" REINFORCED CONCRETE END SECTIONS	U	DRAN	PIPE
020016B50B		20" DUCTILE IRON WATER PIPE, CLASS 52	LF	DRAN	PIPE
020016B50G		90" REINFORCED CONCRETE CULVERT PIPE	LF	DRAN	PIPE
020016B50M		38" X 60" REINFORCED CONCRETE ELLIPTICAL CULVERT PIPE, CLASS HE - II	LF	DRAN	PIPE
020016B50N		91" X 58" REINFORCED CONCRETE ELLIPTICAL CULVERT PIPE, CLASS VE - IV	LF	DRAN	PIPE
020016B50Q		90" REINFORCED CONCRETE SEWER PIPE, CLASS III	LF	DRAN	PIPE
020016B50T		57" X 38" CORRUGATED ALUMINUM ALLOY END SECTIONS	U	DRAN	PIPE
020016B50U		57" X 38" CORRUGATED STEEL END SECTIONS	U	DRAN	PIPE
020016B50V		57" X 38" CORRUGATED METAL END SECTIONS	U	DRAN	PIPE
020016B50W		48" X 76" REINFORCED CONCRETE END SECTIONS	U	DRAN	PIPE
020016B51G		96" REINFORCED CONCRETE CULVERT PIPE	LF	DRAN	PIPE
020016B51M		43" X 68" REINFORCED CONCRETE ELLIPTICAL CULVERT PIPE, CLASS HE - II	LF	DRAN	PIPE
020016B51N		98" X 63" REINFORCED CONCRETE ELLIPTICAL CULVERT PIPE, CLASS VE - IV	LF	DRAN	PIPE
020016B51Q		96" REINFORCED CONCRETE SEWER PIPE, CLASS III	LF	DRAN	PIPE
020016B51W		53" X 83" REINFORCED CONCRETE END SECTIONS	U	DRAN	PIPE
020016B52M		48" X 76" REINFORCED CONCRETE ELLIPTICAL CULVERT PIPE, CLASS HE - II	LF	DRAN	PIPE
020016B52N		106" X 68" REINFORCED CONCRETE ELLIPTICAL CULVERT PIPE, CLASS VE - IV	LF	DRAN	PIPE
020016B52T		64" X 43" CORRUGATED ALUMINUM ALLOY END SECTIONS	U	DRAN	PIPE
020016B52U		64" X 43" CORRUGATED STEEL END SECTIONS	U	DRAN	PIPE
020016B52V		64" X 43" CORRUGATED METAL END SECTIONS	U	DRAN	PIPE
020016B52W		54" X 88" REINFORCED CONCRETE END SECTIONS	U	DRAN	PIPE
020016B53C		54" CORRUGATED ALUMINUM ALLOY CULVERT PIPE, BITUMINOUS COATED, PAVED INVERT	LF	DRAN	PIPE
020016B53D		54" CORRUGATED ALUMINUM ALLOY CULVERT PIPE, BITUMINOUS COATED, PAVED INVERT	LF	DRAN	PIPE
020016B53G		12" REINFORCED CONCRETE CULVERT PIPE, CLASS IV	LF	DRAN	PIPE
020016B53M		53" X 83" REINFORCED CONCRETE ELLIPTICAL CULVERT PIPE, CLASS HE - II	LF	DRAN	PIPE
020016B53N		113" X 72" REINFORCED CONCRETE ELLIPTICAL CULVERT PIPE, CLASS VE - IV	LF	DRAN	PIPE
020016B53Q		12" REINFORCED CONCRETE SEWER PIPE, CLASS IV	LF	DRAN	PIPE
020016B53W		58" X 91" REINFORCED CONCRETE END SECTIONS	U	DRAN	PIPE



New Jersey Department of Transportation
Capital Program Support
Spec Year 2001 Item List

06/02/2016


<u>Item Number</u>	<u>Alternate Item ID</u>	<u>Description</u>	<u>Units</u>	<u>Class</u>	<u>Type</u>
020016B54F		54" ELONGATED CORRUGATED STEEL CULVERT PIPE	LF	DRAN	PIPE
020016B54G		15" REINFORCED CONCRETE CULVERT PIPE, CLASS IV	LF	DRAN	PIPE
020016B54M		58" X 91" REINFORCED CONCRETE ELLIPTICAL CULVERT PIPE, CLASS HE - II	LF	DRAN	PIPE
020016B54N		121" X 77" REINFORCED CONCRETE ELLIPTICAL CULVERT PIPE, CLASS VE - IV	LF	DRAN	PIPE
020016B54Q		15" REINFORCED CONCRETE SEWER PIPE, CLASS IV	LF	DRAN	PIPE
020016B54T		71" X 47" CORRUGATED ALUMINUM ALLOY END SECTIONS	U	DRAN	PIPE
020016B54U		71" X 47" CORRUGATED STEEL END SECTIONS	U	DRAN	PIPE
020016B54V		71" X 47" CORRUGATED METAL END SECTIONS	U	DRAN	PIPE
020016B54W		62" X 102" REINFORCED CONCRETE END SECTIONS	U	DRAN	PIPE
020016B55G		18" REINFORCED CONCRETE CULVERT PIPE, CLASS IV	LF	DRAN	PIPE
020016B55L		11" X 18" REINFORCED CONCRETE CULVERT PIPE ARCH, CLASS A-IV	LF	DRAN	PIPE
020016B55M		63" X 98" REINFORCED CONCRETE ELLIPTICAL CULVERT PIPE, CLASS HE - II	LF	DRAN	PIPE
020016B55Q		18" REINFORCED CONCRETE SEWER PIPE, CLASS IV	LF	DRAN	PIPE
020016B55R		11" X 18" REINFORCED CONCRETE SEWER PIPE ARCH, CLASS A-IV	LF	DRAN	PIPE
020016B55W		63" X 98" REINFORCED CONCRETE END SECTIONS	U	DRAN	PIPE
020016B56G		21" REINFORCED CONCRETE CULVERT PIPE, CLASS IV	LF	DRAN	PIPE
020016B56L		13" X 22" REINFORCED CONCRETE CULVERT PIPE ARCH, CLASS A-IV	LF	DRAN	PIPE
020016B56M		68" X 106" REINFORCED CONCRETE ELLIPTICAL CULVERT PIPE, CLASS HE - II	LF	DRAN	PIPE
020016B56O		57" X 38" CORRUGATED ALUMINUM ALLOY CULVERT PIPE ARCH, BITUMINOUS COATED, PA	LF	DRAN	PIPE
020016B56P		57" X 38" CORRUGATED STEEL CULVERT PIPE ARCH, BITUMINOUS COATED, PAVED INVERT	LF	DRAN	PIPE
020016B56Q		21" REINFORCED CONCRETE SEWER PIPE, CLASS IV	LF	DRAN	PIPE
020016B56R		13" X 22" REINFORCED CONCRETE SEWER PIPE ARCH, CLASS A-IV	LF	DRAN	PIPE
020016B56T		77" X 52" CORRUGATED ALUMINUM ALLOY END SECTIONS	U	DRAN	PIPE
020016B56U		77" X 52" CORRUGATED STEEL END SECTIONS	U	DRAN	PIPE
020016B56V		77" X 52" CORRUGATED METAL END SECTIONS	U	DRAN	PIPE
020016B56W		68" X 106" REINFORCED CONCRETE END SECTIONS	U	DRAN	PIPE
020016B57G		24" REINFORCED CONCRETE CULVERT PIPE, CLASS IV	LF	DRAN	PIPE
020016B57L		15" X 26" REINFORCED CONCRETE CULVERT PIPE ARCH, CLASS A-IV	LF	DRAN	PIPE
020016B57M		72" X 113" REINFORCED CONCRETE ELLIPTICAL CULVERT PIPE, CLASS HE - II	LF	DRAN	PIPE



New Jersey Department of Transportation
Capital Program Support
Spec Year 2001 Item List

06/02/2016

<u>Item Number</u>	<u>Alternate Item ID</u>	<u>Description</u>	<u>Units</u>	<u>Class</u>	<u>Type</u>
020016B57Q		24" REINFORCED CONCRETE SEWER PIPE, CLASS IV	LF	DRAN	PIPE
020016B57R		15" X 26" REINFORCED CONCRETE SEWER PIPE ARCH, CLASS A-IV	LF	DRAN	PIPE
020016B57W		72" X 113" REINFORCED CONCRETE END SECTIONS	U	DRAN	PIPE
020016B58G		27" REINFORCED CONCRETE CULVERT PIPE, CLASS IV	LF	DRAN	PIPE
020016B58L		18" X 28" REINFORCED CONCRETE CULVERT PIPE ARCH, CLASS A-IV	LF	DRAN	PIPE
020016B58M		77" X 121" REINFORCED CONCRETE ELLIPTICAL CULVERT PIPE, CLASS HE - II	LF	DRAN	PIPE
020016B58N		45" X 29" REINFORCED CONCRETE ELLIPTICAL CULVERT PIPE, CLASS VE - V	LF	DRAN	PIPE
020016B58Q		27" REINFORCED CONCRETE SEWER PIPE, CLASS IV	LF	DRAN	PIPE
020016B58R		18" X 28" REINFORCED CONCRETE SEWER PIPE ARCH, CLASS A-IV	LF	DRAN	PIPE
020016B58T		83" X 57" CORRUGATED ALUMINUM ALLOY END SECTIONS	U	DRAN	PIPE
020016B58U		83" X 57" CORRUGATED STEEL END SECTIONS	U	DRAN	PIPE
020016B58V		83" X 57" CORRUGATED METAL END SECTIONS	U	DRAN	PIPE
020016B58W		72" X 115" REINFORCED CONCRETE END SECTIONS	U	DRAN	PIPE
020016B59C		60" CORRUGATED ALUMINUM ALLOY CULVERT PIPE, BITUMINOUS COATED, PAVED INVERT	LF	DRAN	PIPE
020016B59D		60" CORRUGATED ALUMINUM ALLOY CULVERT PIPE, BITUMINOUS COATED, PAVED INVERT	LF	DRAN	PIPE
020016B59G		30" REINFORCED CONCRETE CULVERT PIPE, CLASS IV	LF	DRAN	PIPE
020016B59N		49" X 32" REINFORCED CONCRETE ELLIPTICAL CULVERT PIPE, CLASS VE - V	LF	DRAN	PIPE
020016B59Q		30" REINFORCED CONCRETE SEWER PIPE, CLASS IV	LF	DRAN	PIPE
020016B59W		77"X 121" REINFORCED CONCRETE END SECTIONS	U	DRAN	PIPE
020016B60F		60" ELONGATED CORRUGATED STEEL CULVERT PIPE	LF	DRAN	PIPE
020016B60G		33" REINFORCED CONCRETE CULVERT PIPE, CLASS IV	LF	DRAN	PIPE
020016B60L		22" X 36" REINFORCED CONCRETE CULVERT PIPE ARCH, CLASS A-IV	LF	DRAN	PIPE
020016B60N		53" X 34" REINFORCED CONCRETE ELLIPTICAL CULVERT PIPE, CLASS VE - V	LF	DRAN	PIPE
020016B60Q		33" REINFORCED CONCRETE SEWER PIPE, CLASS IV	LF	DRAN	PIPE
020016B60R		22" X 36" REINFORCED CONCRETE SEWER PIPE ARCH, CLASS A-IV	LF	DRAN	PIPE
020016B60W		77" X 122" REINFORCED CONCRETE END SECTIONS	U	DRAN	PIPE
020016B61G		36" REINFORCED CONCRETE CULVERT PIPE, CLASS IV	LF	DRAN	PIPE
020016B61N		60" X 38" REINFORCED CONCRETE ELLIPTICAL CULVERT PIPE, CLASS VE - V	LF	DRAN	PIPE
020016B61Q		36" REINFORCED CONCRETE SEWER PIPE, CLASS IV	LF	DRAN	PIPE



New Jersey Department of Transportation
Capital Program Support
Spec Year 2001 Item List

06/02/2016

<u>Item Number</u>	<u>Alternate Item ID</u>	<u>Description</u>	<u>Units</u>	<u>Class</u>	<u>Type</u>
020016B62G		42" REINFORCED CONCRETE CULVERT PIPE, CLASS IV	LF	DRAN	PIPE
020016B62L		26" X 43" REINFORCED CONCRETE CULVERT PIPE ARCH, CLASS A-IV	LF	DRAN	PIPE
020016B62M		14" X 23" REINFORCED CONCRETE ELLIPTICAL CULVERT PIPE, CLASS HE - III	LF	DRAN	PIPE
020016B62N		68" X 43" REINFORCED CONCRETE ELLIPTICAL CULVERT PIPE, CLASS VE - V	LF	DRAN	PIPE
020016B62Q		42" REINFORCED CONCRETE SEWER PIPE, CLASS IV	LF	DRAN	PIPE
020016B62R		26" X 43" REINFORCED CONCRETE SEWER PIPE ARCH, CLASS A-IV	LF	DRAN	PIPE
020016B63G		48" REINFORCED CONCRETE CULVERT PIPE, CLASS IV	LF	DRAN	PIPE
020016B63M		19" X 30" REINFORCED CONCRETE ELLIPTICAL CULVERT PIPE, CLASS HE - III	LF	DRAN	PIPE
020016B63N		76" X 48" REINFORCED CONCRETE ELLIPTICAL CULVERT PIPE, CLASS VE - V	LF	DRAN	PIPE
020016B63O		64" X 43" CORRUGATED ALUMINUM ALLOY CULVERT PIPE ARCH, BITUMINOUS COATED, PA	LF	DRAN	PIPE
020016B63P		64" X 43" CORRUGATED STEEL CULVERT PIPE ARCH, BITUMINOUS COATED, PAVED INVERT	LF	DRAN	PIPE
020016B63Q		48" REINFORCED CONCRETE SEWER PIPE, CLASS IV	LF	DRAN	PIPE
020016B64G		54" REINFORCED CONCRETE CULVERT PIPE, CLASS IV	LF	DRAN	PIPE
020016B64L		31" X 51" REINFORCED CONCRETE CULVERT PIPE ARCH, CLASS A-IV	LF	DRAN	PIPE
020016B64M		22" X 34" REINFORCED CONCRETE ELLIPTICAL CULVERT PIPE, CLASS HE - III	LF	DRAN	PIPE
020016B64N		83" X 53" REINFORCED CONCRETE ELLIPTICAL CULVERT PIPE, CLASS VE - V	LF	DRAN	PIPE
020016B64Q		54" REINFORCED CONCRETE SEWER PIPE, CLASS IV	LF	DRAN	PIPE
020016B64R		31" X 51" REINFORCED CONCRETE SEWER PIPE ARCH, CLASS A-IV	LF	DRAN	PIPE
020016B65C		66" CORRUGATED ALUMINUM ALLOY CULVERT PIPE, BITUMINOUS COATED, PAVED INVERT	LF	DRAN	PIPE
020016B65D		66" CORRUGATED ALUMINUM ALLOY CULVERT PIPE, BITUMINOUS COATED, PAVED INVERT	LF	DRAN	PIPE
020016B65G		60" REINFORCED CONCRETE CULVERT PIPE, CLASS IV	LF	DRAN	PIPE
020016B65L		36" X 58" REINFORCED CONCRETE CULVERT PIPE ARCH, CLASS A-IV	LF	DRAN	PIPE
020016B65M		24" X 38" REINFORCED CONCRETE ELLIPTICAL CULVERT PIPE, CLASS HE - III	LF	DRAN	PIPE
020016B65N		91" X 58" REINFORCED CONCRETE ELLIPTICAL CULVERT PIPE, CLASS VE - V	LF	DRAN	PIPE
020016B65Q		60" REINFORCED CONCRETE SEWER PIPE, CLASS IV	LF	DRAN	PIPE
020016B65R		36" X 58" REINFORCED CONCRETE SEWER PIPE ARCH, CLASS A-IV	LF	DRAN	PIPE
020016B66L		40" X 65" REINFORCED CONCRETE CULVERT PIPE ARCH, CLASS A-IV	LF	DRAN	PIPE
020016B66M		27" X 42" REINFORCED CONCRETE ELLIPTICAL CULVERT PIPE, CLASS HE - III	LF	DRAN	PIPE
020016B66N		98" X 63" REINFORCED CONCRETE ELLIPTICAL CULVERT PIPE, CLASS VE - V	LF	DRAN	PIPE



New Jersey Department of Transportation
Capital Program Support
Spec Year 2001 Item List

06/02/2016


<u>Item Number</u>	<u>Alternate Item ID</u>	<u>Description</u>	<u>Units</u>	<u>Class</u>	<u>Type</u>
020016B66R		40" X 65" REINFORCED CONCRETE SEWER PIPE ARCH, CLASS A-IV	LF	DRAN	PIPE
020016B67G		66" REINFORCED CONCRETE CULVERT PIPE, CLASS IV	LF	DRAN	PIPE
020016B67L		45" X 73" REINFORCED CONCRETE CULVERT PIPE ARCH, CLASS A-IV	LF	DRAN	PIPE
020016B67M		29" X 45" REINFORCED CONCRETE ELLIPTICAL CULVERT PIPE, CLASS HE - III	LF	DRAN	PIPE
020016B67Q		66" REINFORCED CONCRETE SEWER PIPE, CLASS IV	LF	DRAN	PIPE
020016B67R		45" X 73" REINFORCED CONCRETE SEWER PIPE ARCH, CLASS A-IV	LF	DRAN	PIPE
020016B68G		72" REINFORCED CONCRETE CULVERT PIPE, CLASS IV	LF	DRAN	PIPE
020016B68M		32" X 49" REINFORCED CONCRETE ELLIPTICAL CULVERT PIPE, CLASS HE - III	LF	DRAN	PIPE
020016B68Q		72" REINFORCED CONCRETE SEWER PIPE, CLASS IV	LF	DRAN	PIPE
020016B69G		78" REINFORCED CONCRETE CULVERT PIPE, CLASS IV	LF	DRAN	PIPE
020016B69L		54" X 88" REINFORCED CONCRETE CULVERT PIPE ARCH, CLASS A-IV	LF	DRAN	PIPE
020016B69M		34" X 53" REINFORCED CONCRETE ELLIPTICAL CULVERT PIPE, CLASS HE - III	LF	DRAN	PIPE
020016B69Q		78" REINFORCED CONCRETE SEWER PIPE, CLASS IV	LF	DRAN	PIPE
020016B69R		54" X 88" REINFORCED CONCRETE SEWER PIPE ARCH, CLASS A-IV	LF	DRAN	PIPE
020016B70B		4" DUCTILE IRON WATER PIPE, CLASS 100	LF	UTIL	PIPE
020016B70G		84" REINFORCED CONCRETE CULVERT PIPE, CLASS IV	LF	DRAN	PIPE
020016B70L		62" X 102" REINFORCED CONCRETE CULVERT PIPE ARCH, CLASS A-IV	LF	DRAN	PIPE
020016B70M		38" X 60" REINFORCED CONCRETE ELLIPTICAL CULVERT PIPE, CLASS HE - III	LF	DRAN	PIPE
020016B70O		71" X 47" CORRUGATED ALUMINUM ALLOY CULVERT PIPE ARCH, BITUMINOUS COATED, PA	LF	DRAN	PIPE
020016B70P		71" X 47" CORRUGATED STEEL CULVERT PIPE ARCH, BITUMINOUS COATED, PAVED INVERT	LF	DRAN	PIPE
020016B70Q		84" REINFORCED CONCRETE SEWER PIPE, CLASS IV	LF	DRAN	PIPE
020016B70R		62" X 102" REINFORCED CONCRETE SEWER PIPE ARCH, CLASS A-IV	LF	DRAN	PIPE
020016B71B		6" DUCTILE IRON WATER PIPE, CLASS 100	LF	UTIL	PIPE
020016B71C		72" CORRUGATED ALUMINUM ALLOY CULVERT PIPE, BITUMINOUS COATED, PAVED INVERT	LF	DRAN	PIPE
020016B71D		72" CORRUGATED ALUMINUM ALLOY CULVERT PIPE, BITUMINOUS COATED, PAVED INVERT	LF	DRAN	PIPE
020016B71G		90" REINFORCED CONCRETE CULVERT PIPE, CLASS IV	LF	DRAN	PIPE
020016B71L		72" X 115" REINFORCED CONCRETE CULVERT PIPE ARCH, CLASS A-IV	LF	DRAN	PIPE
020016B71M		43" X 68" REINFORCED CONCRETE ELLIPTICAL CULVERT PIPE, CLASS HE - III	LF	DRAN	PIPE
020016B71Q		90" REINFORCED CONCRETE SEWER PIPE, CLASS IV	LF	DRAN	PIPE



New Jersey Department of Transportation
Capital Program Support
Spec Year 2001 Item List

06/02/2016

<u>Item Number</u>	<u>Alternate Item ID</u>	<u>Description</u>	<u>Units</u>	<u>Class</u>	<u>Type</u>
020016B71R		72" X 115" REINFORCED CONCRETE SEWER PIPE ARCH, CLASS A-IV	LF	DRAN	PIPE
020016B72B		8" DUCTILE IRON WATER PIPE, CLASS 100	LF	UTIL	PIPE
020016B72C		12" DUCTILE IRON WATER PIPE, CLASS 52, DOUBLE CEMENT LINED	LF	UTIL	PIPE
020016B72G		96" REINFORCED CONCRETE CULVERT PIPE, CLASS IV	LF	DRAN	PIPE
020016B72L		77" X 122" REINFORCED CONCRETE CULVERT PIPE ARCH, CLASS A-IV	LF	DRAN	PIPE
020016B72M		48" X 76" REINFORCED CONCRETE ELLIPTICAL CULVERT PIPE, CLASS HE - III	LF	DRAN	PIPE
020016B72Q		96" REINFORCED CONCRETE SEWER PIPE, CLASS IV	LF	DRAN	PIPE
020016B72R		77" X 122" REINFORCED CONCRETE SEWER PIPE ARCH, CLASS A-IV	LF	DRAN	PIPE
020016B73B		10" DUCTILE IRON WATER PIPE, CLASS 100	LF	UTIL	PIPE
020016B73M		53" X 83" REINFORCED CONCRETE ELLIPTICAL CULVERT PIPE, CLASS HE - III	LF	DRAN	PIPE
020016B73N		45" X 29" REINFORCED CONCRETE ELLIPTICAL CULVERT PIPE, CLASS VE - VI	LF	DRAN	PIPE
020016B74B		12" DUCTILE IRON WATER PIPE, CLASS 100	LF	UTIL	PIPE
020016B74G		12" REINFORCED CONCRETE CULVERT PIPE, CLASS V	LF	DRAN	PIPE
020016B74M		58" X 91" REINFORCED CONCRETE ELLIPTICAL CULVERT PIPE, CLASS HE - III	LF	DRAN	PIPE
020016B74N		49" X 32" REINFORCED CONCRETE ELLIPTICAL CULVERT PIPE, CLASS VE - VI	LF	DRAN	PIPE
020016B74Q		12" REINFORCED CONCRETE SEWER PIPE, CLASS V	LF	DRAN	PIPE
020016B75B		14" DUCTILE IRON WATER PIPE, CLASS 100	LF	UTIL	PIPE
020016B75G		15" REINFORCED CONCRETE CULVERT PIPE, CLASS V	LF	DRAN	PIPE
020016B75J		12" POLYVINYL CHLORIDE SEWER PIPE	LF	DRAN	PIPE
020016B75K		36" HIGH DENSITY POLYETHYLENE PIPE	LF	DRAN	PIPE
020016B75M		63" X 98" REINFORCED CONCRETE ELLIPTICAL CULVERT PIPE, CLASS HE - III	LF	DRAN	PIPE
020016B75N		53" X 34" REINFORCED CONCRETE ELLIPTICAL CULVERT PIPE, CLASS VE - VI	LF	DRAN	PIPE
020016B75Q		15" REINFORCED CONCRETE SEWER PIPE, CLASS V	LF	DRAN	PIPE
020016B76G		18" REINFORCED CONCRETE CULVERT PIPE, CLASS V	LF	DRAN	PIPE
020016B76M		68" X 106" REINFORCED CONCRETE ELLIPTICAL CULVERT PIPE, CLASS HE - III	LF	DRAN	PIPE
020016B76N		60" X 38" REINFORCED CONCRETE ELLIPTICAL CULVERT PIPE, CLASS VE - VI	LF	DRAN	PIPE
020016B76O		77" X 52" CORRUGATED ALUMINUM ALLOY CULVERT PIPE ARCH, BITUMINOUS COATED, PA	LF	DRAN	PIPE
020016B76P		77" X 52" CORRUGATED STEEL CULVERT PIPE ARCH, BITUMINOUS COATED, PAVED INVERT	LF	DRAN	PIPE
020016B76Q		18" REINFORCED CONCRETE SEWER PIPE, CLASS V	LF	DRAN	PIPE



New Jersey Department of Transportation
Capital Program Support
Spec Year 2001 Item List

06/02/2016


<u>Item Number</u>	<u>Alternate Item ID</u>	<u>Description</u>	<u>Units</u>	<u>Class</u>	<u>Type</u>
020016B77B		18" DUCTILE IRON WATER PIPE, CLASS 100	LF	UTIL	PIPE
020016B77C		78" CORRUGATED ALUMINUM ALLOY CULVERT PIPE, BITUMINOUS COATED, PAVED INVERT	LF	DRAN	PIPE
020016B77D		78" CORRUGATED ALUMINUM ALLOY CULVERT PIPE, BITUMINOUS COATED, PAVED INVERT	LF	DRAN	PIPE
020016B77G		21" REINFORCED CONCRETE CULVERT PIPE, CLASS V	LF	DRAN	PIPE
020016B77M		72" X 113" REINFORCED CONCRETE ELLIPTICAL CULVERT PIPE, CLASS HE - III	LF	DRAN	PIPE
020016B77N		68" X 43" REINFORCED CONCRETE ELLIPTICAL CULVERT PIPE, CLASS VE - VI	LF	DRAN	PIPE
020016B77Q		21" REINFORCED CONCRETE SEWER PIPE, CLASS V	LF	DRAN	PIPE
020016B78G		24" REINFORCED CONCRETE CULVERT PIPE, CLASS V	LF	DRAN	PIPE
020016B78M		77" X 121" REINFORCED CONCRETE ELLIPTICAL CULVERT PIPE, CLASS HE - III	LF	DRAN	PIPE
020016B78N		76" X 48" REINFORCED CONCRETE ELLIPTICAL CULVERT PIPE, CLASS VE - VI	LF	DRAN	PIPE
020016B78Q		24" REINFORCED CONCRETE SEWER PIPE, CLASS V	LF	DRAN	PIPE
020016B79G		27" REINFORCED CONCRETE CULVERT PIPE, CLASS V	LF	DRAN	PIPE
020016B79N		83" X 53" REINFORCED CONCRETE ELLIPTICAL CULVERT PIPE, CLASS VE - VI	LF	DRAN	PIPE
020016B79Q		27" REINFORCED CONCRETE SEWER PIPE, CLASS V	LF	DRAN	PIPE
020016B80G		30" REINFORCED CONCRETE CULVERT PIPE, CLASS V	LF	DRAN	PIPE
020016B80N		91" X 58" REINFORCED CONCRETE ELLIPTICAL CULVERT PIPE, CLASS VE - VI	LF	DRAN	PIPE
020016B80Q		30" REINFORCED CONCRETE SEWER PIPE, CLASS V	LF	DRAN	PIPE
020016B81G		33" REINFORCED CONCRETE CULVERT PIPE, CLASS V	LF	DRAN	PIPE
020016B81N		98" X 63" REINFORCED CONCRETE ELLIPTICAL CULVERT PIPE, CLASS VE - VI	LF	DRAN	PIPE
020016B81Q		33" REINFORCED CONCRETE SEWER PIPE, CLASS V	LF	DRAN	PIPE
020016B81W		RELAID 27" REINFORCED CONCRETE CULVERT PIPE	LF	DRAN	PIPE
020016B82G		36" REINFORCED CONCRETE CULVERT PIPE, CLASS V	LF	DRAN	PIPE
020016B82M		14" X 23" REINFORCED CONCRETE ELLIPTICAL CULVERT PIPE, CLASS HE - IV	LF	DRAN	PIPE
020016B82N		106" X 68" REINFORCED CONCRETE ELLIPTICAL CULVERT PIPE, CLASS VE - VI	LF	DRAN	PIPE
020016B82O		83" X 57" CORRUGATED ALUMINUM ALLOY CULVERT PIPE ARCH, BITUMINOUS COATED, PA	LF	DRAN	PIPE
020016B82P		83" X 57" CORRUGATED STEEL CULVERT PIPE ARCH, BITUMINOUS COATED, PAVED INVERT	LF	DRAN	PIPE
020016B82Q		36" REINFORCED CONCRETE SEWER PIPE, CLASS V	LF	DRAN	PIPE
020016B83C		84" CORRUGATED ALUMINUM ALLOY CULVERT PIPE, BITUMINOUS COATED, PAVED INVERT	LF	DRAN	PIPE
020016B83D		84" CORRUGATED ALUMINUM ALLOY CULVERT PIPE, BITUMINOUS COATED, PAVED INVERT	LF	DRAN	PIPE



New Jersey Department of Transportation
Capital Program Support
Spec Year 2001 Item List

06/02/2016


<u>Item Number</u>	<u>Alternate Item ID</u>	<u>Description</u>	<u>Units</u>	<u>Class</u>	<u>Type</u>
020016B83G		42" REINFORCED CONCRETE CULVERT PIPE, CLASS V	LF	DRAN	PIPE
020016B83M		19" X 30" REINFORCED CONCRETE ELLIPTICAL CULVERT PIPE, CLASS HE - IV	LF	DRAN	PIPE
020016B83N		113" X 72" REINFORCED CONCRETE ELLIPTICAL CULVERT PIPE, CLASS VE - VI	LF	DRAN	PIPE
020016B83Q		42" REINFORCED CONCRETE SEWER PIPE, CLASS V	LF	DRAN	PIPE
020016B83W		RELAID 30" REINFORCED CONCRETE CULVERT PIPE	LF	DRAN	PIPE
020016B84G		48" REINFORCED CONCRETE CULVERT PIPE, CLASS V	LF	DRAN	PIPE
020016B84M		22" X 34" REINFORCED CONCRETE ELLIPTICAL CULVERT PIPE, CLASS HE - IV	LF	DRAN	PIPE
020016B84N		121" X 77" REINFORCED CONCRETE ELLIPTICAL CULVERT PIPE, CLASS VE - VI	LF	DRAN	PIPE
020016B84Q		48" REINFORCED CONCRETE SEWER PIPE, CLASS V	LF	DRAN	PIPE
020016B85G		54" REINFORCED CONCRETE CULVERT PIPE, CLASS V	LF	DRAN	PIPE
020016B85M		24" X 38" REINFORCED CONCRETE ELLIPTICAL CULVERT PIPE, CLASS HE - IV	LF	DRAN	PIPE
020016B85Q		54" REINFORCED CONCRETE SEWER PIPE, CLASS V	LF	DRAN	PIPE
020016B86G		60" REINFORCED CONCRETE CULVERT PIPE, CLASS V	LF	DRAN	PIPE
020016B86M		27" X 42" REINFORCED CONCRETE ELLIPTICAL CULVERT PIPE, CLASS HE - IV	LF	DRAN	PIPE
020016B86Q		60" REINFORCED CONCRETE SEWER PIPE, CLASS V	LF	DRAN	PIPE
020016B87M		29" X 45" REINFORCED CONCRETE ELLIPTICAL CULVERT PIPE, CLASS HE - IV	LF	DRAN	PIPE
020016B88G		66" REINFORCED CONCRETE CULVERT PIPE, CLASS V	LF	DRAN	PIPE
020016B88J		18" TIDFLEX CHECK VALVE, SERIES TF-1, SLIP-ON	U	DRAN	PIPE
020016B88K		30" DIA ELASTOMERIC CHECK VALVE, CONCRETE HEADWALL CONNECTION	U	DRAN	PIPE
020016B88L		30" TIDFLEX CHECK VALVE, SERIES TF-1, SLIP-ON	U	DRAN	PIPE
020016B88M		32" X 49" REINFORCED CONCRETE ELLIPTICAL CULVERT PIPE, CLASS HE - IV	LF	DRAN	PIPE
020016B88Q		66" REINFORCED CONCRETE SEWER PIPE, CLASS V	LF	DRAN	PIPE
020016B89G		72" REINFORCED CONCRETE CULVERT PIPE, CLASS V	LF	DRAN	PIPE
020016B89J		6" POLYVINYL CHLORIDE PIPE, SHCEDULE 80	LF	DRAN	PIPE
020016B89L		36" TIDFLEX CHECK VALVE, SERIES TF-1, SLIP-ON	U	DRAN	PIPE
020016B89M		34" X 53" REINFORCED CONCRETE ELLIPTICAL CULVERT PIPE, CLASS HE - IV	LF	DRAN	PIPE
020016B89Q		72" REINFORCED CONCRETE SEWER PIPE, CLASS V	LF	DRAN	PIPE
020016B90B		4" DUCTILE IRON WATER PIPE, CLASS 150	LF	UTIL	PIPE
020016B90G		78" REINFORCED CONCRETE CULVERT PIPE, CLASS V	LF	DRAN	PIPE



New Jersey Department of Transportation
Capital Program Support
Spec Year 2001 Item List

06/02/2016

<u>Item Number</u>	<u>Alternate Item ID</u>	<u>Description</u>	<u>Units</u>	<u>Class</u>	<u>Type</u>
020016B90M		38" X 60" REINFORCED CONCRETE ELLIPTICAL CULVERT PIPE, CLASS HE - IV	LF	DRAN	PIPE
020016B90Q		78" REINFORCED CONCRETE SEWER PIPE, CLASS V	LF	DRAN	PIPE
020016B91B		6" DUCTILE IRON WATER PIPE, CLASS 150	LF	UTIL	PIPE
020016B91G		84" REINFORCED CONCRETE CULVERT PIPE, CLASS V	LF	DRAN	PIPE
020016B91M		43" X 68" REINFORCED CONCRETE ELLIPTICAL CULVERT PIPE, CLASS HE - IV	LF	DRAN	PIPE
020016B91Q		84" REINFORCED CONCRETE SEWER PIPE, CLASS V	LF	DRAN	PIPE
020016B91S		8" CURED-IN-PLACE PIPE	LF	DRAN	PIPE
020016B91T		12" CURED-IN-PLACE PIPE	LF	DRAN	PIPE
020016B91W		15" CURED-IN-PLACE PIPE, 0.36" THICK	LF	DRAN	PIPE
020016B92B		8" DUCTILE IRON WATER PIPE, CLASS 150	LF	UTIL	PIPE
020016B92G		90" REINFORCED CONCRETE CULVERT PIPE, CLASS V	LF	DRAN	PIPE
020016B92M		48" X 76" REINFORCED CONCRETE ELLIPTICAL CULVERT PIPE, CLASS HE - IV	LF	DRAN	PIPE
020016B92Q		90" REINFORCED CONCRETE SEWER PIPE, CLASS V	LF	DRAN	PIPE
020016B93B		10" DUCTILE IRON WATER PIPE, CLASS 150	LF	UTIL	PIPE
020016B93G		96" REINFORCED CONCRETE CULVERT PIPE, CLASS V	LF	DRAN	PIPE
020016B93M		53" X 83" REINFORCED CONCRETE ELLIPTICAL CULVERT PIPE, CLASS HE - IV	LF	DRAN	PIPE
020016B93Q		96" REINFORCED CONCRETE SEWER PIPE, CLASS V	LF	DRAN	PIPE
020016B94B		12" DUCTILE IRON WATER PIPE, CLASS 150	LF	UTIL	PIPE
020016B94D		8" CORRUGATED STEEL CULVERT PIPE	LF	DRAN	PIPE
020016B94M		58" X 91" REINFORCED CONCRETE ELLIPTICAL CULVERT PIPE, CLASS HE - IV	LF	DRAN	PIPE
020016B95B		14" DUCTILE IRON WATER PIPE, CLASS 150	LF	UTIL	PIPE
020016B95C		12" DUCTILE IRON WATER PIPE, CLASS 350	LF	UTIL	PIPE
020016B95M		63" X 98" REINFORCED CONCRETE ELLIPTICAL CULVERT PIPE, CLASS HE - IV	LF	DRAN	PIPE
020016B96B		16" DUCTILE IRON WATER PIPE, CLASS 150	LF	UTIL	PIPE
020016B96M		68" X 106" REINFORCED CONCRETE ELLIPTICAL CULVERT PIPE, CLASS HE - IV	LF	DRAN	PIPE
020016B97B		18" DUCTILE IRON WATER PIPE, CLASS 150	LF	UTIL	PIPE
020016B97M		72" X 113" REINFORCED CONCRETE ELLIPTICAL CULVERT PIPE, CLASS HE - IV	LF	DRAN	PIPE
020016B98M		77" X 121" REINFORCED CONCRETE ELLIPTICAL CULVERT PIPE, CLASS HE - IV	LF	DRAN	PIPE
020016B99A		TRENCH DRAIN	LF	DRAN	PIPE



New Jersey Department of Transportation
Capital Program Support
Spec Year 2001 Item List

06/02/2016


<u>Item Number</u>	<u>Alternate Item ID</u>	<u>Description</u>	<u>Units</u>	<u>Class</u>	<u>Type</u>
020016B99B		TRENCH DRAIN, 10" DEPTH	LF	DRAN	PIPE
020016B99S		STANDPIPE	LF	DRAN	PIPE
020016C01J		INLETS, TYPE B-1 MODIFIED, PARALLEL BAR GRATE	U	DRAN	INLT
020016C10X		RECONSTRUCTED MANHOLES, SANITARY SEWER, USING NEW CASTINGS, MUNICIPAL	U	DRAN	INLT
020016C11H		CAST IRON CURB PIECES	U	CURB	INLT
020016C11J		INLETS, TYPE B-2 MODIFIED, PARALLEL BAR GRATE	U	DRAN	INLT
020016C12B		TROUGH DRAINAGE STRUCTURE, PRECAST	LS	DRAN	MISC
020016C15X		RESET MANHOLES, SANITARY SEWER, USING NEW CASTINGS, MUNICIPAL	U	DRAN	INLT
020016C21C		INLETS, TYPE A	U	DRAN	INLT
020016C21D		INLETS, TYPE A, USING EXISTING CASTING	U	DRAN	INLT
020016C21E		INLETS CONVERTED TO MANHOLES	U	DRAN	INLT
020016C21F		RECONSTRUCTED INLETS, TYPE A	U	DRAN	INLT
020016C21G		RECONSTRUCTED MANHOLES, USING EXISTING	U	DRAN	INLT
020016C21H		INLET CASTINGS, TYPE A	U	DRAN	INLT
020016C21J		INLETS, TYPE D-1, PARALLEL BAR GRATE	U	DRAN	INLT
020016C21K		RESESSED INLETS, TYPE E	U	DRAN	INLT
020016C21L		RESESSED INLETS, TYPE E, PARALLEL BAR GRATE	U	DRAN	INLT
020016C21P		CLEANING EXISTING DRAINAGE STRUCTURES	U	DRAN	INLT
020016C22C		INLETS, TYPE DOUBLE A	U	DRAN	INLT
020016C22F		RECONSTRUCTED INLETS, TYPE A, USING EXISTING CASTING	U	DRAN	INLT
020016C22G		RECONSTRUCTED MANHOLES, USING EXISTING CASTING	U	DRAN	INLT
020016C22I		RESET CASTINGS	U	DRAN	INLT
020016C23G		RECONSTRUCTED MANHOLES, USING NEW CASTING	U	DRAN	INLT
020016C24F		RECONSTRUCTED INLETS, TYPE B, USING EXISTING CASTING	U	DRAN	INLT
020016C26C		INLETS, TYPE B	U	DRAN	INLT
020016C26D		INLETS, TYPE B, USING EXISTING CASTING	U	DRAN	INLT
020016C26E		INLETS, TYPE DOUBLE B	U	DRAN	INLT
020016C26F		RECONSTRUCTED INLETS, TYPE C, USING EXISTING CASTING	U	DRAN	INLT
020016C27E		INLETS, TYPE DOUBLE B, MODIFIED	U	DRAN	INLT



New Jersey Department of Transportation
Capital Program Support
Spec Year 2001 Item List

06/02/2016


<u>Item Number</u>	<u>Alternate Item ID</u>	<u>Description</u>	<u>Units</u>	<u>Class</u>	<u>Type</u>
020016C27F		INLETS, TYPE DOUBLE B-1, MODIFIED	U	DRAN	INLT
020016C27G		INLETS, TYPE DOUBLE B-2	U	DRAN	INLT
020016C30F		RECONSTRUCTED INLETS, TYPE E, USING EXISTING CASTING	U	DRAN	INLT
020016C30G		INLETS, TYPE D1-SP	U	DRAN	INLT
020016C31C		INLETS, TYPE C	U	DRAN	INLT
020016C31D		INLETS, TYPE C, USING EXISTING CASTING	U	DRAN	INLT
020016C31E		MANHOLES	U	DRAN	INLT
020016C31F		RECONSTRUCTED INLETS, TYPE C	U	DRAN	INLT
020016C31H		INLET CASTINGS, TYPE B	U	DRAN	INLT
020016C31I		INLETS, TYPE A, PARALLEL BAR GRATE	U	DRAN	INLT
020016C31J		INLETS, TYPE D-2, PARALLEL BAR GRATE	U	DRAN	INLT
020016C31K		RESESSED INLETS, TYPE E-1	U	DRAN	INLT
020016C31L		RESESSED INLETS, TYPE E-1, PARALLEL BAR GRATE	U	DRAN	INLT
020016C32E		MANHOLES, 5' DIAMETER	U	DRAN	INLT
020016C33E		MANHOLES, 6' DIAMETER	U	DRAN	INLT
020016C33F		MANHOLES, 8' DIAMETER	U	DRAN	INLT
020016C33G		MANHOLES, TYPE SP-1	U	DRAN	INLT
020016C33H		MANHOLE, TYPE SP-2	U	DRAN	INLT
020016C34F		RECONSTRUCTED INLETS, TYPE B-1, USING EXISTING CASTING	U	DRAN	INLT
020016C35F		RECONSTRUCTED INLETS, TYPE B-2, USING EXISTING CASTING	U	DRAN	INLT
020016C35O		INLETS, TYPE O	U	DRAN	INLT
020016C36C		INLETS, TYPE E	U	DRAN	INLT
020016C36D		INLETS, TYPE E, USING EXISTING CASTING	U	DRAN	INLT
020016C36F		RECONSTRUCTED INLETS, TYPE E	U	DRAN	INLT
020016C36J		INLETS, TYPE E-1, PARALLEL BAR GRATE	U	DRAN	INLT
020016C37J		INLETS, TYPE E-2, PARALLEL BAR GRATE	U	DRAN	INLT
020016C38B		INLETS, TYPE DOUBLE E	U	DRAN	INLT
020016C38C		INLETS, TYPE ES	U	DRAN	INLT
020016C38D		INLETS, TYPE E-SP	U	DRAN	INLT



New Jersey Department of Transportation
Capital Program Support
Spec Year 2001 Item List

06/02/2016

<u>Item Number</u>	<u>Alternate Item ID</u>	<u>Description</u>	<u>Units</u>	<u>Class</u>	<u>Type</u>
020016C40F		RECONSTRUCTED INLETS, TYPE D-1, USING EXISTING CASTING	U	DRAN	INLT
020016C41C		INLETS, TYPE B-1	U	DRAN	INLT
020016C41D		INLETS, TYPE B-1, USING EXISTING CASTING	U	DRAN	INLT
020016C41E		MANHOLES, USING EXISTING CASTING	U	DRAN	INLT
020016C41F		RECONSTRUCTED INLETS, TYPE D-2, USING EXISTING CASTING	U	DRAN	INLT
020016C41G		CAST IRON EXTENSION FRAMES FOR EXISTING INLETS	U	DRAN	INLT
020016C41H		INLET CASTINGS, TYPE E	U	DRAN	INLT
020016C41I		EXTENSION FRAMES FOR EXISTING INLETS	U	DRAN	INLT
020016C41J		INLETS, TYPE C MODIFIED, PARALLEL BAR GRATE	U	DRAN	INLT
020016C41K		RESESSED INLETS, TYPE E-2	U	DRAN	INLT
020016C41L		RESESSED INLETS, TYPE E-2, PARALLEL BAR GRATE	U	DRAN	INLT
020016C42I		EXTENSION RINGS FOR EXISTING MANHOLES	U	DRAN	INLT
020016C45H		INLET CASTINGS, TYPE ES	U	DRAN	INLT
020016C46C		INLETS, TYPE B-2	U	DRAN	INLT
020016C46D		INLETS, TYPE B-2, USING EXISTING CASTING	U	DRAN	INLT
020016C46F		RECONSTRUCTED INLETS, TYPE E-1, USING EXISTING CASTING	U	DRAN	INLT
020016C47F		RECONSTRUCTED INLETS, TYPE E-2, USING EXISTING CASTING	U	DRAN	INLT
020016C47G		RECONSTRUCTED MANHOLES, SANITARY SEWER, USING EXISTING CASTING	U	DRAN	INLT
020016C50F		RECONSTRUCTED INLETS, TYPE A, USING NEW CASTING	U	DRAN	INLT
020016C51B		INLETS, TYPE D-1X	U	DRAN	INLT
020016C51C		INLETS, TYPE D-1	U	DRAN	INLT
020016C51D		INLETS, TYPE D-1, USING EXISTING CASTING	U	DRAN	INLT
020016C51E		MANHOLES AND INLETS, ADDITIONAL DEPTH	LF	DRAN	INLT
020016C51F		RECONSTRUCTED INLETS, TYPE D - 1	U	DRAN	INLT
020016C51I		INLETS, TYPE C, PARALLEL BAR GRATE	U	DRAN	INLT
020016C51J		INLETS, TYPE D-1 MODIFIED, PARALLEL BAR GRATE	U	DRAN	INLT
020016C51L		INLETS, TYPE E-1, PARALLEL BAR GRATE	U	DRAN	INLT
020016C52F		RECONSTRUCTED INLETS, TYPE B, USING NEW CASTING	U	DRAN	INLT
020016C54F		RECONSTRUCTED INLETS, TYPE C, USING NEW CASTING	U	DRAN	INLT



New Jersey Department of Transportation
Capital Program Support
Spec Year 2001 Item List

06/02/2016

<u>Item Number</u>	<u>Alternate Item ID</u>	<u>Description</u>	<u>Units</u>	<u>Class</u>	<u>Type</u>
020016C56C		INLETS, TYPE D-2	U	DRAN	INLT
020016C56D		INLETS, TYPE D-2, USING EXISTING CASTING	U	DRAN	INLT
020016C56F		RECONSTRUCTED INLETS, TYPE E, USING NEW CASTING	U	DRAN	INLT
020016C57D		INLETS, TYPE D-3	U	DRAN	INLT
020016C57F		INLETS, TYPE DSP	U	DRAN	INLT
020016C59G		RECONSTRUCTED MANHOLES, SANITARY SEWER, USING NEW CASTING	U	DRAN	INLT
020016C60E		MANHOLES, SANITARY SEWER	U	DRAN	INLT
020016C60F		RECONSTRUCTED INLETS, TYPE B-1, USING NEW CASTING	U	DRAN	INLT
020016C61C		INLETS, TYPE E-1	U	DRAN	INLT
020016C61D		INLETS, TYPE E-1, USING EXISTING CASTING	U	DRAN	INLT
020016C61F		RECONSTRUCTED INLETS, TYPE B-2, USING NEW CASTING	U	DRAN	INLT
020016C61H		PARALLEL BAR GRATES	U	DRAN	INLT
020016C61I		INLETS, TYPE E, PARALLEL BAR GRATE	U	DRAN	INLT
020016C61J		INLETS, TYPE D-2 MODIFIED, PARALLEL BAR GRATE	U	DRAN	INLT
020016C61L		INLETS, TYPE E-2, PARALLEL BAR GRATE	U	DRAN	INLT
020016C62H		BICYCLE SAFE GRATES	U	DRAN	INLT
020016C63E		RESET MANHOLES, SANITARY SEWER, USING EXISTING CASTING	U	DRAN	INLT
020016C66C		INLETS, TYPE E-2	U	DRAN	INLT
020016C66D		INLETS, TYPE E-2, USING EXISTING CASTING	U	DRAN	INLT
020016C66F		RECONSTRUCTED INLETS, TYPE E - 2	U	DRAN	INLT
020016C68C		INLETS, TYPE Y	U	DRAN	INLT
020016C68F		RECONSTRUCTED INLETS, TYPE D-1, USING NEW CASTING	U	DRAN	INLT
020016C69F		RECONSTRUCTED INLETS, TYPE D-2, USING NEW CASTING	U	DRAN	INLT
020016C70A		WATER QUALITY TREATMENT STRUCTURE	LS	DRAN	INLT
020016C70B		MANUFACTURED WATER TREATMENT DEVICE	U	DRAN	INLT
020016C70C		WATER QUALITY CHAMBER	U	DRAN	INLT
020016C70D		SAND FILTER	LS	DRAN	INLT
020016C70E		RECONSTRUCTED WATER METER CHAMBER, USING NEW HATCH	U	DRAN	INLT
020016C70F		RECONSTRUCTED INLETS, TYPE E-1, USING NEW CASTING	U	DRAN	INLT



New Jersey Department of Transportation
Capital Program Support
Spec Year 2001 Item List

06/02/2016


<u>Item Number</u>	<u>Alternate Item ID</u>	<u>Description</u>	<u>Units</u>	<u>Class</u>	<u>Type</u>
020016C71F		RECONSTRUCTED INLETS, TYPE E-2, USING NEW CASTING	U	DRAN	INLT
020016C71H		MANHOLE CASTINGS	U	DRAN	INLT
020016C71I		INLETS, TYPE B-1, PARALLEL BAR GRATE	U	DRAN	INLT
020016C71J		INLETS, TYPE E MODIFIED, PARALLEL BAR GRATE	U	DRAN	INLT
020016C71L		INLET CASTINGS, TYPE A, PARALLEL BAR GRATE	U	DRAN	INLT
020016C72H		MANHOLE COVERS	U	DRAN	INLT
020016C73H		NEW MANHOLE CASTINGS, SQUARE FRAME, CIRCULAR COVER	U	DRAN	INLT
020016C74H		MANHOLES, TYPE MH1	U	DRAN	INLT
020016C75H		MANHOLES, TYPE MH2	U	DRAN	INLT
020016C76C		INLETS, TYPE A MODIFIED	U	DRAN	INLT
020016C81C		INLETS, TYPE B MODIFIED	U	DRAN	INLT
020016C81I		INLETS, TYPE B-2, PARALLEL BAR GRATE	U	DRAN	INLT
020016C81J		INLETS, TYPE E-1 MODIFIED, PARALLEL BAR GRATE	U	DRAN	INLT
020016C81L		INLET CASTINGS, TYPE B, PARALLEL BAR GRATE	U	DRAN	INLT
020016C84F		FLOW CONTROL STRUCTURE	LB	DRAN	INLT
020016C85B		OUTLET CONTROL STRUCTURE	U	DRAN	EROS
020016C85C		JUNCTION CHAMBER	U	DRAN	PIPE
020016C86C		INLETS, TYPE B-1 MODIFIED	U	DRAN	INLT
020016C86S		INLETS, TYPE B-1 SPECIAL	U	DRAN	INLT
020016C87B		CAPPING EXISTING DRAINAGE STRUCTURE	U	DRAN	MISC
020016C90D		DRYWELL	U	DRAN	INLT
020016C91C		INLETS, TYPE B-2 MODIFIED	U	DRAN	INLT
020016C91I		INLETS, TYPE B MODIFIED, PARALLEL BAR GRATE	U	DRAN	INLT
020016C91J		INLETS, TYPE E-2 MODIFIED, PARALLEL BAR GRATE	U	DRAN	INLT
020016C91L		INLET CASTINGS, TYPE E, PARALLEL BAR GRATE	U	DRAN	INLT
020016C91M		INLETS, TYPE B-2R	U	DRAN	INLT
020016C91N		INLETS, TYPE B-1R	U	DRAN	INLT
020016C91P		INLETS, TYPE B-4R	U	DRAN	INLT
020016C91Q		INLETS, TYPE B-4X	U	DRAN	INLT



New Jersey Department of Transportation
Capital Program Support
Spec Year 2001 Item List

06/02/2016

<u>Item Number</u>	<u>Alternate Item ID</u>	<u>Description</u>	<u>Units</u>	<u>Class</u>	<u>Type</u>
020016C91R		INLETS, TYPE B-5R	U	DRAN	INLT
020016C91S		INLETS, TYPE B-2 SPECIAL	U	DRAN	INLT
020016C91T		INLETS, TYPE B-1X	U	DRAN	INLT
020016C91U		INLETS, TYPE B-3X	U	DRAN	INLT
020016C91V		INLETS, TYPE B-2X	U	DRAN	INLT
020016C91W		INLETS, TYPE BX	U	DRAN	INLT
020016C91X		INLETS, TYPE E-4	U	DRAN	INLT
020016C91Y		INLETS, TYPE F	U	DRAN	INLT
020016C91Z		INLETS, TYPE H	U	DRAN	INLT
020016C92A		INLETS, TYPE M	U	DRAN	INLT
020016C92B		INLETS, TYPE M-SP	U	DRAN	INLT
020016C92C		INLETS, TYPE SA	U	DRAN	INLT
020016C92D		INLETS, TYPE DB	U	DRAN	INLT
020016C92E		INLETS, TYPE SD-2	U	DRAN	INLT
020016C92F		INLETS, TYPE SS1	U	DRAN	INLT
020016C94C		CURB INLET COVER	U	DRAN	INLT
020016C95A		MANUFACTURED TREATMENT DEVICE NO. 1	U	DRAN	INLT
020016C95B		MANUFACTURED TREATMENT DEVICE NO. 2	U	DRAN	INLT
020016C95C		MANUFACTURED TREATMENT DEVICE NO. 3	U	DRAN	INLT
020016C95D		MANUFACTURED TREATMENT DEVICE NO. 4	U	DRAN	INLT
020016C95E		MANUFACTURED TREATMENT DRVICE NO. 5	U	DRAN	INLT
020016C95F		MANUFACTURED TREATMENT DEVICE NO. 6	U	DRAN	INLT
020016C95G		MANUFACTURED TREATMENT DEVICE NO. 7	U	DRAN	INLT
020016D04C		CONCRETE SLOPE GUTTERS, 4" THICK	SY	CURB	PIPE
020016D06C		CONCRETE SLOPE GUTTERS, 6" THICK	SY	CURB	PIPE
020016D08C		CONCRETE SLOPE GUTTERS, 8" THICK	SY	CURB	PIPE
020016D10C		CONCRETE LOW FLOW CHANNEL, 6" THICK	SY	CURB	PIPE
020016E05B		___" X ___" CONCRETE BARRIER CURB	LF	CURB	BRCB
020016E08H		GRANITE CURB	LF	CURB	VTGB



New Jersey Department of Transportation
Capital Program Support
Spec Year 2001 Item List

06/02/2016


<u>Item Number</u>	<u>Alternate Item ID</u>	<u>Description</u>	<u>Units</u>	<u>Class</u>	<u>Type</u>
020016E09G		BELGIAN BLOCK CURB	LF	CURB	VTGB
020016E09H		RESET BELGIAN BLOCK CURB	LF	CURB	VTGB
020016E10E		15" X VARIABLE HEIGHT WHITE CONCRETE BARRIER CURB	LF	CURB	VRCB
020016E10G		15" X 43" CONCRETE BARRIER CURB	LF	CURB	BRCB
020016E11D		9" X 16" CONCRETE VERTICAL CURB	LF	CURB	VTGB
020016E15D		9" X 18" CONCRETE VERTICAL CURB	LF	CURB	VTGB
020016E18D		9" X 20" CONCRETE VERTICAL CURB	LF	CURB	VTGB
020016E18H		RESET GRANITE CURB	LF	CURB	VTGB
020016E20E		24" X VARIABLE HEIGHT WHITE CONCRETE BARRIER CURB	LF	CURB	VRCB
020016E20G		9" X 16" WHITE CONCRETE VERTICAL CURB	LF	CURB	VTGB
020016E20J		9" X 16" TINTED CONCRETE VERTICAL CURB	LF	CURB	VTGB
020016E21B		15" X VARIABLE HEIGHT CONCRETE BARRIER CURB	LF	CURB	VRCB
020016E21E		15" X 8" CONCRETE SLOPING CURB	LF	CURB	VTGB
020016E21I		15" X 8" WHITE CONCRETE SLOPING CURB	LF	CURB	VTGB
020016E21R		REINFORCEMENT STEEL	LB	CURB	MISC
020016E22E		30" X VARIABLE HEIGHT WHITE CONCRETE CURB	LF	CURB	BRCB
020016E23G		9" X 18" WHITE CONCRETE VERTICAL CURB	LF	CURB	VTGB
020016E24C		12" X 13" CONCRETE SLOPING CURB	LF	CURB	VTGB
020016E24F		12" X 13" WHITE CONCRETE SLOPING CURB	LF	CURB	VTGB
020016E25B		24" X VARIABLE HEIGHT CONCRETE BARRIER CURB	LF	CURB	VRCB
020016E25C		CONCRETE ISLAND, 4" THICK	SF	CONC	WALK
020016E26G		9" X 20" WHITE CONCRETE VERTICAL CURB	LF	CURB	VTGB
020016E26H		9" X 20 1/2" WHITE CONCRETE VERTICAL CURB	LF	CURB	VTGB
020016E28G		9" X VARIABLE HEIGHT WHITE CONCRETE VERTICAL CURB	LF	CURB	VRCB
020016E29C		24" X 16" CONCRETE VERTICAL CURB	LF	CURB	VTGB
020016E30B		15" X 41" CONCRETE BARRIER CURB	LF	CURB	BRCB
020016E30C		CONCRETE ISLAND, 6" THICK	SF	CONC	WALK
020016E30E		15" X 41" WHITE CONCRETE BARRIER CURB	LF	CURB	SBCB
020016E30G		17" X VARIABLE HEIGHT CONCRETE BARRIER CURB	LF	CURB	BRCB



New Jersey Department of Transportation
Capital Program Support
Spec Year 2001 Item List

06/02/2016

<u>Item Number</u>	<u>Alternate Item ID</u>	<u>Description</u>	<u>Units</u>	<u>Class</u>	<u>Type</u>
020016E31E		15" X 4 1/2" CONCRETE SLOPING CURB, DOWELLED	LF	CURB	VTGB
020016E31I		15" X 4 1/2" WHITE CONCRETE SLOPING CURB, DOW	LF	CURB	VTGB
020016E31J		CONCRETE HEADERS	LF	CURB	VTGB
020016E32B		PIER PROTECTION CONCRETE BARRIER CURB	LF	CURB	BRCB
020016E33B		15" X 56" CONCRETE BARRIER CURB	LF	CURB	BRCB
020016E34B		21" X 34" CONCRETE BARRIER CURB	LF	CURB	BRCB
020016E34C		12" X 3" CONCRETE SLOPING CURB, DOWELLED	LF	CURB	VTGB
020016E34F		12" X 3" WHITE CONCRETE SLOPING CURB, DOWELLE	LF	CURB	VTGB
020016E35A		21" X VARIABLE HEIGHT CONCRETE BARRIER CURB	LF	CURB	BRCB
020016E35B		21" X 41" CONCRETE BARRIER CURB	LF	CURB	BRCB
020016E35C		CONCRETE ISLAND, 8" THICK	SF	CONC	WALK
020016E35E		MONOLITHIC CONCRETE CURB AND ISLAND, DOWELLED, VARIABLE THICKNESS	CY	CURB	VTGB
020016E35M		CONCRETE BARRIER CURB WITH MOMENT SLAB	LF	CURB	BRCB
020016E36B		21" X 44" CONCRETE BARRIER CURB	LF	CURB	BRCB
020016E37A		ASYMMETRICAL BARRIER CURB	LF	CURB	BRCB
020016E38B		15" X 31" CONCRETE BARRIER CURB, BRIDGE	LF	CURB	SBCB
020016E40B		24" X 32" CONCRETE BARRIER CURB	LF	CURB	BRCB
020016E40D		9" X VARIABLE HEIGHT CONCRETE VERTICAL CURB, DOWELLED	LF	CURB	VRCB
020016E40E		24" X 32" WHITE CONCRETE BARRIER CURB	LF	CURB	BRCB
020016E40G		9" X VARIABLE HEIGHT WHITE CONCRETE VERTICAL CURB, DOWELLED	LF	CURB	VRCB
020016E41F		9" X 22" CONCRETE VERTICAL CURB	LF	CURB	VTGB
020016E41J		GRANITE HEADERS	LF	CURB	VTGB
020016E42B		24" X 32" CONCRETE BARRIER CURB, BRIDGE	LF	CURB	SBCB
020016E43B		24" X 39" CONCRETE BARRIER CURB	LF	CURB	BRCB
020016E43E		24" X 39" WHITE CONCRETE BARRIER CURB	LF	CURB	BRCB
020016E44C		32" X 41" CONCRETE BARRIER CURB	LF	CURB	BRCB
020016E45B		24" X 41" CONCRETE BARRIER CURB	LF	CURB	BRCB
020016E46E		24" X 41" WHITE CONCRETE BARRIER CURB	LF	CURB	BRCB
020016E46F		24" X 41" CONCRETE BARRIER CURB, MODIFIED	LF	CURB	BRCB



New Jersey Department of Transportation
Capital Program Support
Spec Year 2001 Item List

06/02/2016


<u>Item Number</u>	<u>Alternate Item ID</u>	<u>Description</u>	<u>Units</u>	<u>Class</u>	<u>Type</u>
020016E47B		24" X 45" CONCRETE BARRIER CURB	LF	CURB	BRCB
020016E50D		9" X 4" CONCRETE VERTICAL CURB, DOWELLED	LF	CURB	VTCB
020016E50G		9" X 4" WHITE CONCRETE VERTICAL CURB, DOWELLED	LF	CURB	VTCB
020016E51B		30" X 36" CONCRETE BARRIER CURB	LF	CURB	BRCB
020016E51D		26" X 41" CONCRETE BARRIER CURB	LF	CURB	BRCB
020016E52B		30" X 41" CONCRETE BARRIER CURB	LF	CURB	BRCB
020016E52D		9" X 6" CONCRETE VERTICAL CURB, DOWELLED	LF	CURB	VTCB
020016E53G		9" X 6" WHITE CONCRETE VERTICAL CURB, DOWELLED	LF	CURB	VTCB
020016E54D		9" X 8" CONCRETE VERTICAL CURB, DOWELLED	LF	CURB	VTCB
020016E55E		15" X VARIABLE HEIGHT WHITE CONCRETE BARRIER CURB, DOWELLED	LF	CURB	VRCB
020016E56D		9" X 10" CONCRETE VERTICAL CURB, DOWELLED	LF	CURB	VTCB
020016E56G		9" X 8" WHITE CONCRETE VERTICAL CURB, DOWELLED	LF	CURB	VTCB
020016E58E		24" X VARIABLE HEIGHT WHITE CONCRETE BARRIER CURB, DOWELLED	LF	CURB	VRCB
020016E58G		39" X VARIABLE HEIGHT CONCRETE BARRIER CURB	LF	CURB	BRCB
020016E59B		41" X VARIABLE HEIGHT CONCRETE BARRIER CURB	LF	CURB	VRCB
020016E60B		15" X VARIABLE HEIGHT CONCRETE BARRIER CURB, DOWELLED	LF	CURB	VRCB
020016E60E		15" X 35" WHITE CONCRETE BARRIER CURB, DOWELLED	LF	CURB	VRCB
020016E61I		9" X 22" WHITE CONCRETE VERTICAL CURB	LF	CURB	VTCB
020016E63E		24" X 32" WHITE CONCRETE BARRIER CURB, DOWELLED	LF	CURB	BRCB
020016E65B		24" X VARIABLE HEIGHT CONCRETE BARRIER CURB, DOWELLED	LF	CURB	VRCB
020016E66E		24" X 35" WHITE CONCRETE BARRIER CURB, DOWELLED	LF	CURB	BRCB
020016E66G		24" X 43" CONCRETE BARRIER CURB	LF	CURB	BRCB
020016E67C		35-1/2" X 42" CONCRETE BARRIER CURB, DOWELLED	LF	CURB	BRCB
020016E70B		15" X 35" CONCRETE BARRIER CURB, DOWELLED	LF	CURB	BRCB
020016E70C		18" X 41" CONCRETE BARRIER CURB	LF	CURB	BRCB
020016E70T		TIMBER BARRIER	LF	MISC	BARR
020016E71B		17" X 63" CONCRETE BARRIER CURB	LF	CURB	BRCB
020016E71C		19" X 63" CONCRETE BARRIER CURB	LF	CURB	BRCB
020016E72C		48" X 51" CONCRETE BARRIER CURB	LF	CURB	BRCB



New Jersey Department of Transportation
Capital Program Support
Spec Year 2001 Item List

06/02/2016


<u>Item Number</u>	<u>Alternate Item ID</u>	<u>Description</u>	<u>Units</u>	<u>Class</u>	<u>Type</u>
020016E73D		15" X 32" CONCRETE BARRIER CURB, BRIDGE	LF	CURB	BRCB
020016E73E		15" X 32" CONCRETE BARRIER CURB, BRIDGE, HPC	LF	CURB	BRCB
020016E73F		15" X 34" CONCRETE BARRIER CURB, BRIDGE, HPC	LF	CURB	BRCB
020016E74E		15" X 32" WHITE CONCRETE BARRIER CURB, BRIDGE	LF	CURB	SBCB
020016E75V		VARIABLE WIDTH X VARIABLE HEIGHT BARRIER CURB	LF	CURB	BRCB
020016E80B		24" X 32" CONCRETE BARRIER CURB, DOWELLED	LF	CURB	BRCB
020016E80E		24" X 32" WHITE CONCRETE BARRIER CURB, BRIDGE	LF	CURB	BRCB
020016E82B		24" X 35" CONCRETE BARRIER CURB, DOWELLED	LF	CURB	BRCB
020016E83B		VAR WIDTH X 41" CONCRETE BARRIER CURB	LF	CURB	BRCB
020016E84B		VARIABLE WIDTH X 32" CONCRETE BARRIER CURB	LF	CURB	BRCB
020016E85A		NJTA 32-3/4" X 54" CONCRETE BARRIER CURB	LF	CURB	BRCB
020016E85B		NJTA 18-3/8" X 54" CONCRETE BARRIER CURB	LF	CURB	BRCB
020016E85C		NJTA 14-3/8" X 54" CONCRETE BARRIER CURB	LF	CURB	BRCB
020016E85D		NJTA 18" X 51" CONCRETE BARRIER CURB	LF	CURB	BRCB
020016E95C		CONCRETE TRANSITION SECTION	LF	CONC	MISC
020016E95D		CONCRETE BARRIER CURB, APPROACH SLAB	LF	CURB	BRCB
020016E96W		PRECAST CONCRETE WHEEL STOPS	U	MISC	MISC
020016F04C		9" X 4" HOT MIX ASPHALT CURB	LF	CURB	VTGB
020016F06C		9" X 6" HOT MIX ASPHALT CURB	LF	CURB	VTGB
020016F08C		9" X 8" HOT MIX ASPHALT CURB	LF	CURB	VTGB
020016G01R		PUBLIC SIDEWALK CURB RAMP DELINEATION	SF	CURB	WALK
020016G02R		PUBLIC SIDEWALK CURB RAMP DELINEATION, TEXTURED CONCRETE	SY	CURB	WALK
020016G03R		DETECTABLE WARNING SURFACES	SY	CURB	WALK
020016G04E		HOT MIX ASPHALT DRIVEWAY, 1 1/2" THICK	SY	ASPX	WALK
020016G05B		HOT MIX ASPHALT SIDEWALK, 2" THICK	SY	ASPX	WALK
020016G05E		HOT MIX ASPHALT DRIVEWAY, 2" THICK	SY	ASPX	WALK
020016G10A		RESET PRECAST CONCRETE PAVERS	SY	CURB	WALK
020016G10B		PRECAST CONCRETE PAVERS	SY	CURB	WALK
020016G10C		CONCRETE SIDEWALK, 4" THICK	SY	CONC	WALK



New Jersey Department of Transportation
Capital Program Support
Spec Year 2001 Item List

06/02/2016

<u>Item Number</u>	<u>Alternate Item ID</u>	<u>Description</u>	<u>Units</u>	<u>Class</u>	<u>Type</u>
020016G10D		TINTED CONCRETE SIDEWALK, 4" THICK	SY	CONC	WALK
020016G10E		HOT MIX ASPHALT DRIVEWAY, 4" THICK	SY	ASPX	WALK
020016G10F		CONCRETE DRIVEWAY, 4" THICK	SY	CONC	WALK
020016G10G		BRICK SIDEWALK	SY	MISC	WALK
020016G12B		HOT MIX ASPHALT SIDEWALK, 5" THICK	SY	ASPX	WALK
020016G12C		CONCRETE SIDEWALK, 5" THICK	SY	CONC	WALK
020016G12F		CONCRETE DRIVEWAY, 5" THICK	SY	CONC	WALK
020016G13T		TINTED CONCRETE APRON, 6" THICK	SF	CONC	WALK
020016G14B		HOT MIX ASPHALT SIDEWALK, 5 1/2" THICK	SY	ASPX	WALK
020016G14T		TEXTURED HOT MIX ASPHALT SIDEWALK	SY	ASPX	WALK
020016G15C		CONCRETE SIDEWALK, 6" THICK	SY	CONC	WALK
020016G15D		CONCRETE SIDEWALK, REINFORCED, 6" THICK	SY	CONC	WALK
020016G15E		HOT MIX ASPHALT DRIVEWAY, 6" THICK	SY	ASPX	WALK
020016G15F		CONCRETE DRIVEWAY, 6" THICK	SY	CONC	WALK
020016G15G		CONCRETE DRIVEWAY, REINFORCED, 6" THICK	SY	CONC	WALK
020016G20C		CONCRETE SIDEWALK, 8" THICK	SY	CONC	WALK
020016G20D		CONCRETE SIDEWALK, REINFORCED, 8" THICK	SY	CONC	WALK
020016G20F		CONCRETE DRIVEWAY, 8" THICK	SY	CONC	WALK
020016G20G		CONCRETE DRIVEWAY, REINFORCED, 8" THICK	SY	CONC	WALK
020016G30D		STONE OR GRAVEL DRIVEWAY, 4" THICK	SY	MISC	WALK
020016G60E		HOT MIX ASPHALT DRIVEWAY, VARIABLE THICKNESS	SY	ASPX	WALK
020016G61E		HOT MIX ASPHALT DRIVEWAY, 12" THICK	SY	ASPX	WALK
020016G70C		IMPRINTED CROSSWALK	SY	CURB	WALK
020016G70G		GRANITE BLOCK, DRY LAID	SY	LAND	WALK
020016G71G		CONCRETE PAVERS, DRY LAID	SY	CONC	WALK
020016G72G		BRICK PAVERS, DRY LAID	SY	LAND	WALK
020016G73G		UNIT PAVERS, DRY LAID	SY	MISC	WALK
020016H10B		HOT MIX ASPHALT ISLAND, 4" THICK	SY	ASPX	WALK
020016H10C		WHITE CONCRETE ISLAND, 4" THICK	SY	CONC	WALK



New Jersey Department of Transportation
Capital Program Support
Spec Year 2001 Item List

06/02/2016

<u>Item Number</u>	<u>Alternate Item ID</u>	<u>Description</u>	<u>Units</u>	<u>Class</u>	<u>Type</u>
020016H15B		HOT MIX ASPHALT ISLAND, 6" THICK	SY	ASPX	WALK
020016H15C		WHITE CONCRETE ISLAND, 6" THICK	SY	CONC	WALK
020016H20B		HOT MIX ASPHALT ISLAND, 8" THICK	SY	ASPX	WALK
020016H20C		WHITE CONCRETE ISLAND, 8" THICK	SY	CONC	WALK
020016H21F		SLEEVES FOR POSTS	U	CURB	WALK
020016H25B		HOT MIX ASPHALT ISLAND, 10" THICK	SY	ASPX	WALK
020016H25C		CONCRETE ISLAND, 4" THICK	SY	CONC	WALK
020016H30C		CONCRETE ISLAND, 6" THICK	SY	CONC	WALK
020016H35C		CONCRETE ISLAND, 8" THICK	SY	CONC	WALK
020016I21C		DRY RUBBLE MASONRY WALLS	CY	EROC	WALL
020016I21D		GABIONS	CY	DRAN	INLT
020016I31C		MORTAR RUBBLE MASONRY WALLS	CY	EROC	WALL
020016I41C		RUBBLE RIPRAP WALLS	CY	EROC	WALL
020016J11T		TEMPORARY CULVERT EXTENSION	U	MISC	MISC
020016J21C		CONCRETE CULVERTS	CY	DRAN	INLT
020016J22R		REINFORCED CONCRETE BOX CULVERT, C.I.P.	LF	DRAN	CONC
020016J31C		CONCRETE HEADWALLS	CY	DRAN	INLT
020016K14D		GEODETTIC MONUMENTS	U	MISC	SURV
020016K21C		MONUMENTS	U	MISC	SURV
020016K25C		MONUMENT BOXES	U	MISC	SURV
020016K31C		RESET MONUMENTS	U	MISC	SURV
020016K35C		RESET MONUMENT BOXES	U	MISC	SURV
020016L10P		PYLON	LF	GDRL	BRAL
020016L11F		RUB RAIL	LF	GDRL	BRAL
020016L11G		BLOCK OUT BEAM GUIDE RAIL	LF	GDRL	BRAL
020016L12C		SLOTTED GUIDE RAIL TERMINALS	U	GDRL	BRAL
020016L12D		ECCENTRIC LOADER TERMINALS	U	GDRL	BRAL
020016L13C		SLOTTED GUIDE RAIL TERMINALS (NJTA)	U	GDRL	BRAL
020016L15C		EXTRUDER TERMINALS	U	GDRL	BRAL



New Jersey Department of Transportation
Capital Program Support
Spec Year 2001 Item List

06/02/2016


<u>Item Number</u>	<u>Alternate Item ID</u>	<u>Description</u>	<u>Units</u>	<u>Class</u>	<u>Type</u>
020016L15R		REMOVAL OF GUIDE RAIL	LF	GDRL	BRAL
020016L21B		BEAM GUIDE RAIL	LF	GDRL	BRAL
020016L21C		BEAM GUIDE RAIL, POWDER COATED	LF	GDRL	BRAL
020016L21D		BREAKAWAY CABLE TERMINALS	U	GDRL	BRAL
020016L21G		RESET BEAM GUIDE RAIL WITH EXISTING POSTS	LF	GDRL	BRAL
020016L22B		BEAM GUIDE RAIL (NJTA)	LF	GDRL	BRAL
020016L22C		CONTROLLED RELEASE TERMINALS	U	GDRL	BRAL
020016L22D		MEDIAN BREAKAWAY CABLE TERMINALS	U	GDRL	BRAL
020016L25T		TIMBER GUIDE RAIL	LF	GDRL	BRAL
020016L31B		BEAM GUIDE RAIL, BRIDGE	LF	GDRL	BRAL
020016L31D		BEAM GUIDE RAIL POSTS	U	GDRL	BRAL
020016L31E		RESET BEAM GUIDE RAIL WITH NEW POSTS	U	GDRL	BRAL
020016L32A		BEAM GUIDE RAIL, POWDER COATED	LF	GDRL	BRAL
020016L32B		EXTRUDER TERMINALS, POWDER COATED	U	GDRL	BRAL
020016L32C		BEAM GUIDE RAIL ANCHORAGES, POWDER COATED	U	GDRL	BRAL
020016L32D		RUB RAIL, POWDER COATED	LF	GDRL	BRAL
020016L35E		BEAM GUIDE RAIL ELEMENT	LF	GDRL	BRAL
020016L35F		BEAM GUIDE RAIL ELEMENT, POWDER COATED	LF	GDRL	BRAL
020016L39C		CONTROLLED RELEASE TERMINAL ANCHORAGES	U	GDRL	BRAL
020016L40D		BEAM GUIDE RAIL POSTS, 7' LONG	U	GDRL	BRAL
020016L41C		BEAM GUIDE RAIL ANCHORAGES	U	GDRL	BRAL
020016L41G		RESET BEAM GUIDE RAIL, DUAL-FACED, WITH EXISTING POSTS	LF	GDRL	BRAL
020016L42C		BEAM GUIDERAIL ANCHORAGE (NJTA)	U	GDRL	BRAL
020016L42D		BEAM GUIDE RAIL POSTS, 8' LONG	U	GDRL	BRAL
020016L45D		BEAM GUIDE RAIL POSTS, 10' LONG	U	GDRL	BRAL
020016L50C		TELESCOPING GUIDE RAIL END TERMINALS	U	GDRL	BRAL
020016L51B		BEAM GUIDE RAIL, DUAL-FACED	LF	GDRL	BRAL
020016L51E		RESET BEAM GUIDE RAIL, DUAL-FACED, WITH NEW POSTS	U	GDRL	BRAL
020016L60A		NJTA WEATHERING STEEL BEAM GUIDE RAIL	LF	GDRL	BRAL



New Jersey Department of Transportation
Capital Program Support
Spec Year 2001 Item List

06/02/2016

<u>Item Number</u>	<u>Alternate Item ID</u>	<u>Description</u>	<u>Units</u>	<u>Class</u>	<u>Type</u>
020016L60B		NJTA WEATHERING STEEL RUB RAIL	LF	GDRL	BRAL
020016L60C		NJTA WEATHERING STEEL SLOTTED GUIDE RAIL TERMINALS	U	GDRL	BRAL
020016L60D		NJTA WEATHERING STEEL EXTRUDER TERMINALS	U	GDRL	BRAL
020016M21C		MISCELLANEOUS CONCRETE	CY	CONC	INLT
020016M21F		FLOWABLE FILL	CY	CONC	MISC
020016N01R		REPAIRING CHAIN-LINK FENCE	LF	FENC	FENC
020016N02C		CONCRETE FENCE	LF	FENC	FENC
020016N03J		GATES, CHAIN-LINK FENCE, ZINC-COATED, 3' WIDE	U	FENC	FENC
020016N04F		CHAIN-LINK FENCE ZINC COATED , 4' HIGH	LF	FENC	FENC
020016N04H		CHAIN LINK FENCE, 3'-6" HIGH	LF	FENC	FENC
020016N04J		GATES, CHAIN-LINK FENCE, ZINC-COATED, 4' WIDE	U	FENC	FENC
020016N04N		RESET FENCE, 4' HIGH	LF	FENC	FENC
020016N05F		CHAIN-LINK FENCE ZINC COATED , 5' HIGH	LF	FENC	FENC
020016N05N		RESET FENCE, 5' HIGH	LF	FENC	FENC
020016N06F		CHAIN-LINK FENCE ZINC COATED , 6' HIGH	LF	FENC	FENC
020016N06J		GATES, CHAIN-LINK FENCE, ZINC-COATED, 6' WIDE	U	FENC	FENC
020016N06N		RESET FENCE, 6' HIGH	LF	FENC	FENC
020016N07F		CHAIN-LINK FENCE ZINC COATED , 7' HIGH	LF	FENC	FENC
020016N07N		RESET FENCE, 7' HIGH	LF	FENC	FENC
020016N08F		CHAIN-LINK FENCE ZINC COATED , 8' HIGH	LF	FENC	FENC
020016N08J		GATES, CHAIN-LINK FENCE, ZINC-COATED, 8' WIDE	U	FENC	FENC
020016N08N		RESET FENCE, 8' HIGH	LF	FENC	FENC
020016N09E		GATES, CHAIN-LINK FENCE, ALUMINUM COATED STEEL, 3' WIDE	U	FENC	FENC
020016N09G		GATES, CHAIN-LINK FENCE, PVC-COATED STEEL, 3' WIDE	U	FENC	FENC
020016N09I		GATES, CHAIN-LINK FENCE, 3' WIDE	U	FENC	FENC
020016N10F		CHAIN-LINK FENCE ZINC COATED , 10' HIGH	LF	FENC	FENC
020016N10J		GATES, CHAIN-LINK FENCE, ZINC-COATED, 10' WID	U	FENC	FENC
020016N10N		RESET FENCE, 10' HIGH	LF	FENC	FENC
020016N10S		SNOW FENCE	LF	FENC	FENC



New Jersey Department of Transportation
Capital Program Support
Spec Year 2001 Item List

06/02/2016

<u>Item Number</u>	<u>Alternate Item ID</u>	<u>Description</u>	<u>Units</u>	<u>Class</u>	<u>Type</u>
020016N11F		WHITE RAIL FARM FENCE	LF	FENC	FENC
020016N11G		GOOSE EXCLUSION FENCE	LF	FENC	FENC
020016N11P		POST AND WIRE LIVESTOCK FENCE	LF	FENC	FENC
020016N12A		CHAIN-LINK FENCE, ALUMINUM-COATED STEEL, 4' HIGH	LF	FENC	FENC
020016N12B		CHAIN-LINK FENCE, PVC-COATED STEEL, 4' HIGH	LF	FENC	FENC
020016N12C		CHAIN-LINK FENCE, 4' HIGH	LF	FENC	FENC
020016N12E		GATES, CHAIN-LINK FENCE, ALUMINUM COATED STEEL, 4' WIDE	U	FENC	FENC
020016N12G		GATES, CHAIN-LINK FENCE, PVC-COATED STEEL, 4' WIDE	U	FENC	FENC
020016N12I		GATES, CHAIN-LINK FENCE, 4' WIDE	U	FENC	FENC
020016N12J		GATES, CHAIN-LINK FENCE, ZINC-COATED, 12' WID	U	FENC	FENC
020016N12T		TEMPORARY CHAIN-LINK FENCE, 4' HIGH	LF	FENC	FENC
020016N14J		GATES, CHAIN-LINK FENCE, ZINC-COATED, 14' WID	U	FENC	FENC
020016N15A		CHAIN-LINK FENCE, ALUMINUM-COATED STEEL, 5' HIGH	LF	FENC	FENC
020016N15B		CHAIN-LINK FENCE, PVC-COATED STEEL, 5' HIGH	LF	FENC	FENC
020016N15C		CHAIN-LINK FENCE, 5' HIGH	LF	FENC	FENC
020016N15D		CHAIN LINK FENCE, 5' HIGH, WITH BARBED WIRE	LF	FENC	FENC
020016N15J		GATES, CHAIN-LINK FENCE, ZINC-COATED, 15' WID	U	FENC	FENC
020016N15T		TEMPORARY CHAIN-LINK FENCE, 5' HIGH	LF	FENC	FENC
020016N16J		GATES, CHAIN-LINK FENCE, ZINC-COATED, 16' WID	U	FENC	FENC
020016N16S		SNOW FENCE, PLASTIC	LF	FENC	FENC
020016N18A		CHAIN-LINK FENCE, ALUMINUM-COATED STEEL, 6' HIGH	LF	FENC	FENC
020016N18B		CHAIN-LINK FENCE, PVC-COATED STEEL, 6' HIGH	LF	FENC	FENC
020016N18C		CHAIN-LINK FENCE, 6' HIGH	LF	FENC	FENC
020016N18E		GATES, CHAIN-LINK FENCE, ALUMINUM COATED STEEL, 6' WIDE	U	FENC	FENC
020016N18G		GATES, CHAIN-LINK FENCE, PVC-COATED STEEL, 6' WIDE	U	FENC	FENC
020016N18I		GATES, CHAIN-LINK FENCE, 6' WIDE	U	FENC	FENC
020016N18J		GATES, CHAIN-LINK FENCE, ZINC-COATED, 18' WID	U	FENC	FENC
020016N18T		TEMPORARY CHAIN-LINK FENCE, 6' HIGH	LF	FENC	FENC
020016N19T		TEMPORARY CHAIN LINK FENCE, 6' HIGH, ANCHORED INTO BRIDGE DECK	LF	FENC	FENC



New Jersey Department of Transportation
Capital Program Support
Spec Year 2001 Item List

06/02/2016

<u>Item Number</u>	<u>Alternate Item ID</u>	<u>Description</u>	<u>Units</u>	<u>Class</u>	<u>Type</u>
020016N20J		GATES, CHAIN-LINK FENCE, ZINC-COATED, 20' WID	U	FENC	FENC
020016N21A		CHAIN-LINK FENCE, ALUMINUM-COATED STEEL, 7' HIGH	LF	FENC	FENC
020016N21B		CHAIN-LINK FENCE, PVC-COATED STEEL, 7' HIGH	LF	FENC	FENC
020016N21C		CHAIN-LINK FENCE, 7' HIGH	LF	FENC	FENC
020016N21M		RESET FENCE	LF	FENC	FENC
020016N21T		TEMPORARY CHAIN-LINK FENCE, 7' HIGH	LF	FENC	FENC
020016N24A		CHAIN-LINK FENCE, ALUMINUM-COATED STEEL, 8' HIGH	LF	FENC	FENC
020016N24B		CHAIN-LINK FENCE, PVC-COATED STEEL, 8' HIGH	LF	FENC	FENC
020016N24C		CHAIN-LINK FENCE, 8' HIGH	LF	FENC	FENC
020016N24E		GATES, CHAIN-LINK FENCE, ALUMINUM COATED STEEL, 8' WIDE	U	FENC	FENC
020016N24G		GATES, CHAIN-LINK FENCE, PVC-COATED STEEL, 8' WIDE	U	FENC	FENC
020016N24I		GATES, CHAIN-LINK FENCE, 8' WIDE	U	FENC	FENC
020016N24J		GATES, CHAIN-LINK FENCE, ZINC-COATED, 24' WID	U	FENC	FENC
020016N24T		TEMPORARY CHAIN-LINK FENCE, 8' HIGH	LF	FENC	FENC
020016N30A		CHAIN-LINK FENCE, ALUMINUM-COATED STEEL, 10' HIGH	LF	FENC	FENC
020016N30B		CHAIN-LINK FENCE, PVC-COATED STEEL, 10' HIGH	LF	FENC	FENC
020016N30C		CHAIN-LINK FENCE, 10' HIGH	LF	FENC	FENC
020016N30D		CHAIN-LINK FARM-TYPE FENCE	LF	FENC	FENC
020016N30E		GATES, CHAIN-LINK FENCE, ALUMINUM COATED STEEL, 10' WIDE	U	FENC	FENC
020016N30G		GATES, CHAIN-LINK FENCE, PVC-COATED STEEL, 10' WIDE	U	FENC	FENC
020016N30I		GATES, CHAIN-LINK FENCE, 10' WIDE	U	FENC	FENC
020016N30J		GATES, CHAIN-LINK FENCE, ZINC-COATED, 30' WID	U	FENC	FENC
020016N30T		TEMPORARY CHAIN-LINK FENCE, 10' HIGH	LF	FENC	FENC
020016N31R		ROCK CATCH FENCE	LF	FENC	FENC
020016N36E		GATES, CHAIN-LINK FENCE, ALUMINUM COATED STEEL, 12' WIDE	U	FENC	FENC
020016N36G		GATES, CHAIN-LINK FENCE, PVC-COATED STEEL, 12' WIDE	U	FENC	FENC
020016N36I		GATES, CHAIN-LINK FENCE, 12' WIDE	U	FENC	FENC
020016N36K		GATES, CHAIN-LINK FARM-TYPE FENCE, 12' WIDE	U	FENC	FENC
020016N42E		GATES, CHAIN-LINK FENCE, ALUMINUM COATED STEEL, 14' WIDE	U	FENC	FENC



New Jersey Department of Transportation
Capital Program Support
Spec Year 2001 Item List

06/02/2016


<u>Item Number</u>	<u>Alternate Item ID</u>	<u>Description</u>	<u>Units</u>	<u>Class</u>	<u>Type</u>
020016N42G		GATES, CHAIN-LINK FENCE, PVC-COATED STEEL, 14' WIDE	U	FENC	FENC
020016N42I		GATES, CHAIN-LINK FENCE, 14' WIDE	U	FENC	FENC
020016N45E		GATES, CHAIN-LINK FENCE, ALUMINUM COATED STEEL, 15' WIDE	U	FENC	FENC
020016N45G		GATES, CHAIN-LINK FENCE, PVC-COATED STEEL, 15' WIDE	U	FENC	FENC
020016N45I		GATES, CHAIN-LINK FENCE, 15' WIDE	U	FENC	FENC
020016N48E		GATES, CHAIN-LINK FENCE, ALUMINUM COATED STEEL, 16' WIDE	U	FENC	FENC
020016N48G		GATES, CHAIN-LINK FENCE, PVC-COATED STEEL, 16' WIDE	U	FENC	FENC
020016N48I		GATES, CHAIN-LINK FENCE, 16' WIDE	U	FENC	FENC
020016N54E		GATES, CHAIN-LINK FENCE, ALUMINUM COATED STEEL, 18' WIDE	U	FENC	FENC
020016N54G		GATES, CHAIN-LINK FENCE, PVC-COATED STEEL, 18' WIDE	U	FENC	FENC
020016N54I		GATES, CHAIN-LINK FENCE, 18' WIDE	U	FENC	FENC
020016N60E		GATES, CHAIN-LINK FENCE, ALUMINUM COATED STEEL, 20' WIDE	U	FENC	FENC
020016N60F		GATES, CHAIN-LINK FENCE, ALUMINUM-COATED STEEL, 20' WIDE, DOUBLE LEAF	U	FENC	FENC
020016N60G		GATES, CHAIN-LINK FENCE, PVC-COATED STEEL, 20' WIDE	U	FENC	FENC
020016N60H		GATES, CHAIN-LINK FENCE, PVC-COATED STEEL, 20' WIDE, DOUBLE LEAF	U	FENC	FENC
020016N60I		GATES, CHAIN-LINK FENCE, 20' WIDE	U	FENC	FENC
020016N60J		GATES, CHAIN-LINK FENCE, 20' WIDE, DOUBLE LEAF	U	FENC	FENC
020016N72E		GATES, CHAIN-LINK FENCE, ALUMINUM COATED STEEL, 24' WIDE	U	FENC	FENC
020016N72G		GATES, CHAIN-LINK FENCE, PVC-COATED STEEL, 24' WIDE	U	FENC	FENC
020016N72I		GATES, CHAIN-LINK FENCE, 24' WIDE	U	FENC	FENC
020016N80Q		GATES, STEEL FENCE, 12' WIDE	U	FENC	FENC
020016N80R		STEEL FENCE, 6' HIGH	LF	FENC	FENC
020016N80S		STEEL FENCE POST	LF	FENC	FENC
020016N90E		GATES, CHAIN-LINK FENCE, ALUMINUM COATED STEEL, 30' WIDE	U	FENC	FENC
020016N90G		GATES, CHAIN-LINK FENCE, PVC-COATED STEEL, 30' WIDE	U	FENC	FENC
020016N90I		GATES, CHAIN-LINK FENCE, 30' WIDE	U	FENC	FENC
020016N91A		ORNAMENTAL METAL CURTAIN	SF	FENC	FENC
020016N91B		DECORATIVE METAL PANEL ARTWORK	U	FENC	FENC
020016N92F		WOOD STOCKADE FENCE	LF	FENC	FENC



New Jersey Department of Transportation
Capital Program Support
Spec Year 2001 Item List

06/02/2016


<u>Item Number</u>	<u>Alternate</u> <u>Item ID</u>	<u>Description</u>	<u>Units</u>	<u>Class</u>	<u>Type</u>
020016N93N		NJTA SECUTRIY FENCE, 8' HIGH	LF	FENC	FENC
020016O21C		METAL RAILING	LF	FENC	FENC
020016O22C		HANDRAILS	SF	FENC	FENC
020016O22D		HANDRAILS	LF	FENC	FENC
020016P03R		SCALING OF ROCK SLOPES	CY	EROC	SLPE
020016P03S		SHOTCRETE, 6" THICK	SY	EROC	SLPE
020016P08B		ARTICULATED CONCRETE BLOCK MATTING, CLOSED CELL	SY	EROC	SLPE
020016P09B		ARTICULATED CONCRETE BLOCK MATTING, OPEN CELL	SY	EROC	SLPE
020016P10A	NS	GABION WIRE BASKET	CY	EROC	EROS
020016P10B		ARTICULATED CONCRETE BLOCK MATTING, 6" THICK OPEN CELL	SY	EROC	SLPE
020016P10C		GABION MATTRESS, 12" THICK	CY	EROC	SLPE
020016P10D		CONCRETE SLOPE PROTECTION, 4" THICK	SY	CONC	SLPE
020016P10E		CONCRETE SLOPE PROTECTION, REINFORCED, 4" THICK	SY	CONC	SLPE
020016P10I		RIPRAP STONE SLOPE PROTECTION, 4" THICK	SY	EROC	SLPE
020016P11B		ARTICULATED CONCRETE BLOCK MATTING, 4.75" THICK, OPEN CELL	SY	EROC	SLPE
020016P14I		RIPRAP STONE SLOPE PROTECTION, 6" THICK	SY	EROC	SLPE
020016P14K		RIPRAP STONE CHANNEL PROTECTION, 6" THICK (D50=3")	SY	EROC	SLPE
020016P15B		EARTH ANCHOR FOR ACB MAT	U	EROC	SLPE
020016P16B		ROCK ANCHOR FOR ACB MAT	U	EROC	SLPE
020016P18I		RIPRAP STONE SLOPE PROTECTION, 8" THICK	SY	EROC	SLPE
020016P18K		RIPRAP STONE CHANNEL PROTECTION, 8" THICK (D50=4")	SY	EROC	SLPE
020016P21C		BITUMINOUS-TREATED STONE SLOPE PROTECTION	SY	EROC	SLPE
020016P21H		GRANITE BLOCK SLOPE PROTECTION, 8" THICK	SY	EROC	SLPE
020016P21I		RIPRAP STONE SLOPE PROTECTION	SY	EROC	SLPE
020016P21J		BROKEN CONCRETE SLOPE PROTECTION	SM	EROC	SLPE
020016P22I		RIPRAP STONE SLOPE PROTECTION, 10" THICK	SY	EROC	SLPE
020016P23A		ANCHOR CABLE	LF	EROC	SLPE
020016P23B		ROCK BOLTS	LF	EROC	SLPE
020016P23M		MESH PINS	U	EROC	SLPE



New Jersey Department of Transportation
Capital Program Support
Spec Year 2001 Item List

06/02/2016

<u>Item Number</u>	<u>Alternate Item ID</u>	<u>Description</u>	<u>Units</u>	<u>Class</u>	<u>Type</u>
020016P23R		ROCK DOWELS	LF	EROC	SLPE
020016P23T		TERMINAL CABLE	LF	EROC	SLPE
020016P23W		WIRE MESH	SY	EROC	SLPE
020016P24C		RIPRAP STONE SCOUR PROTECTION, D50=6"	CY	EROC	EROS
020016P24D		RIPRAP STONE SCOUR PROTECTION, D50=12"	CY	EROC	EROS
020016P24E		RIPRAP STONE SCOUR PROTECTION, D50=18"	CY	EROC	EROS
020016P24F		RIPRAP STONE SCOUR PROTECTION, D50=8"	CY	EROC	EROS
020016P26I		RIPRAP STONE SLOPE PROTECTION, 12" THICK	SY	EROC	SLPE
020016P26K		RIPRAP STONE CHANNEL PROTECTION, 12" THICK (D50=6")	SY	EROC	SLPE
020016P30I		RIPRAP STONE SLOPE PROTECTION, 16" THICK (D50=8")	SY	EROC	SLPE
020016P30J		RIPRAP STONE SLOPE PROTECTION, 16 $\frac{1}{2}$ " THICK (D50=4 $\frac{1}{2}$)	SY	EROC	SLPE
020016P30K		RIPRAP STONE CHANNEL PROTECTION, 16" THICK (D50=8")	SY	EROC	SLPE
020016P32K		RIPRAP STONE CHANNEL PROTECTION, 18" THICK, D50=6"	SY	EROC	SLPE
020016P33K		RIPRAP STONE SLOPE PROTECTION, 18" THICK, D50=6"	SY	EROC	SLPE
020016P34I		RIPRAP STONE SLOPE PROTECTION, 18" THICK (D50=9")	SY	EROC	SLPE
020016P34K		RIPRAP STONE CHANNEL PROTECTION, 18" THICK (D50=9")	SY	EROC	SLPE
020016P36K		RIPRAP STONE CHANNEL PROTECTION, 20" THICK (D50=10")	SY	EROC	SLPE
020016P36L		RIPRAP STONE SLOPE PROTECTION, 20" THICK, D50=10"	SY	EROC	SLPE
020016P42I		RIPRAP STONE SLOPE PROTECTION, 24" THICK (D50=12")	SY	EROC	SLPE
020016P42K		RIPRAP STONE CHANNEL PROTECTION, 24" THICK (D50=12")	SY	EROC	SLPE
020016P50I		RIPRAP STONE SLOPE PROTECTION, 30" THICK (D50=15")	SY	EROC	SLPE
020016P50K		RIPRAP STONE CHANNEL PROTECTION, 30" THICK (D50=15")	SY	EROC	SLPE
020016P50L		RIPRAP STONE CHANNEL PROTECTION, 27" THICK, D50=9"	SY	EROC	SLPE
020016P54I		RIPRAP STONE SLOPE PROTECTION, 32" THICK (D50=16")	SY	EROC	SLPE
020016P58I		RIPRAP STONE SLOPE PROTECTION, 36" THICK (D50=18")	SY	EROC	SLPE
020016P58K		RIPRAP STONE CHANNEL PROTECTION, 36" THICK (D50=18")	SY	EROC	SLPE
020016P59C		RIPRAP STONE CHANNEL PROTECTION, 48" THICK, D50=12"	SY	EROC	SLPE
020016P60G		GROUTED RIPRAP CHANNEL	SY	EROC	SLPE
020016Q01B		BARRICADES, TYPE I	LF	MNTC	BARR



New Jersey Department of Transportation
Capital Program Support
Spec Year 2001 Item List

06/02/2016

<u>Item Number</u>	<u>Alternate Item ID</u>	<u>Description</u>	<u>Units</u>	<u>Class</u>	<u>Type</u>
020016Q01D		DELINEATOR GUIDE POSTS	U	TRFP	DELN
020016Q02B		TEMPORARY EARTH RETAINING BARRIER	LF	MNTC	BARR
020016Q03B		BARRICADES, TYPE IIIA	LF	MNTC	BARR
020016Q03N		TEMPORARY CRASH CUSHIONS, G.R.E.A.T., 3 BAYS	U	MNTC	CUSH
020016Q03S		TEMPORARY SIDEWALK	SY	MNTC	BARR
020016Q04B		MODIFIED CONSTRUCTION BARRIER	LF	MNTC	BARR
020016Q04E		ROCKFALL PROTECTION BARRIER	LF	MNTC	BARR
020016Q05A		SUPPLEMENTAL CONSTRUCTION BARRIER	LS	MNTC	BARR
020016Q05C		BEAM GUIDE RAIL, CONSTRUCTION BARRIER	LF	MNTC	BARR
020016Q06N		TEMPORARY CRASH CUSHIONS, G.R.E.A.T., 6 BAYS	U	MNTC	CUSH
020016Q06T		TRAFFIC DIRECTORS, FLAGGERS	HOUR	MNTC	BARR
020016Q07H		FLOODLIGHTS FOR NIGHTTIME OPERATIONS	U	MNTC	LGHT
020016Q07M		TEMPORARY CRASH CUSHIONS, INERTIAL BARRIER SYSTEM, 7 MODULES	U	MNTC	CUSH
020016Q08M		TEMPORARY CRASH CUSHIONS, INERTIAL BARRIER SYSTEM, 8 MODULES	U	MNTC	CUSH
020016Q09M		TEMPORARY CRASH CUSHIONS, INERTIAL BARRIER SYSTEM, 9 MODULES	U	MNTC	CUSH
020016Q10A		EMERGENCY TOWING SERVICE	TRP	MNTC	TOWG
020016Q10F		CONSTRUCTION SIGNS	SF	MNTC	SIGN
020016Q10G		VERTICAL PANELS	U	MNTC	BARR
020016Q10M		TEMPORARY CRASH CUSHIONS, INERTIAL BARRIER SYSTEM, 10 MODULES	U	MNTC	CUSH
020016Q11M		TEMPORARY CRASH CUSHIONS, INERTIAL BARRIER SYSTEM, 11 MODULES	U	MNTC	CUSH
020016Q12I		ILLUMINATED FLASHING ARROWS, 2' X 4'	U	MNTC	LGHT
020016Q12M		TEMPORARY CRASH CUSHIONS, INERTIAL BARRIER SYSTEM, 12 MODULES	U	MNTC	CUSH
020016Q13M		TEMPORARY CRASH CUSHIONS, INERTIAL BARRIER SYSTEM, 13 MODULES	U	MNTC	CUSH
020016Q14M		TEMPORARY CRASH CUSHIONS, INERTIAL BARRIER SYSTEM, 14 MODULES	U	MNTC	CUSH
020016Q14P		TEMPORARY PAVEMENT MARKERS	U	MNTC	STRP
020016Q15M		TEMPORARY CRASH CUSHIONS, INERTIAL BARRIER SYSTEM, 15 MODULES	U	MNTC	CUSH
020016Q16M		TEMPORARY CRASH CUSHIONS, INERTIAL BARRIER SYSTEM, 16 MODULES	U	MNTC	CUSH
020016Q17M		TEMPORARY CRASH CUSHIONS, INERTIAL BARRIER SYSTEM, 17 MODULES	U	MNTC	CUSH
020016Q18M		REPAIR OF TEMPORARY CRASH CUSHIONS, INERTIAL BARRIER SYSTEM, 14 MODULES	MODU	MNTC	CUSH



New Jersey Department of Transportation
Capital Program Support
Spec Year 2001 Item List

06/02/2016


<u>Item Number</u>	<u>Alternate Item ID</u>	<u>Description</u>	<u>Units</u>	<u>Class</u>	<u>Type</u>
020016Q20A		EMERGENCY TOWING SERVICE	LS	MNTC	TOWG
020016Q20K		TRAFFIC CONTROL TRUCKS WITH MOUNTED CRASH CUSHIONS	U	MNTC	CUSH
020016Q20M		PEDESTRIAN BUSING DURING CONSTRUCTION	HOUR	MISC	MISC
020016Q20N		RESET BUS SHELTER	U	MISC	MISC
020016Q20U		UTILITY WORK LANE CLOSURE	U	MISC	MISC
020016Q21D		DRUMS	U	MNTC	BARR
020016Q21Z		TRUCK-MOUNTED ILLUMINATED FLASHING ARROWS, 4' X 8'	U	MNTC	LGHT
020016Q22B		BREAKAWAY BARRICADES	U	MNTC	BARR
020016Q22D		TRAFFIC MARKINGS	SF	PVMK	BARR
020016Q24E		CONSTRUCTION IDENTIFICATION SIGNS, 4' X 8'	U	MNTC	SIGN
020016Q24I		ILLUMINATED FLASHING ARROWS, 4' X 8'	U	MNTC	LGHT
020016Q25C		TRAFFIC STRIPES, LONG LIFE	LF	PVMK	STRP
020016Q25D		TRAFFIC PAINT, LONG LIFE	LF	PVMK	STRP
020016Q25E		REMOVAL OF TRAFFIC PAINT	LF	PVMK	STRP
020016Q30A		EMERGENCY TOWING SERVICE	HOUR	MNTC	TOWG
020016Q30N		TEMPORARY CRASH CUSHIONS, N.E.A.T.	U	MNTC	CUSH
020016Q30P		REMOVABLE PAVEMENT MARKING TAPE	LF	PVMK	STRP
020016Q31D		TRAFFIC CONES	U	MNTC	BARR
020016Q32P		REMOVABLE WET WEATHER PAVEMENT MARKING TAPE	LF	PVMK	STRP
020016Q32T		TRAFFIC DIRECTORS, STATE POLICE	HOUR	MNTC	BARR
020016Q32Z		EXTRA ILLUMINATED FLASHING ARROWS, 4' X 8'	DAY	MNTC	LGHT
020016Q36E		CONSTRUCTION IDENTIFICATION SIGNS, 6' X 12'	U	MNTC	SIGN
020016Q40P		REMOVABLE BLACK LINE MASKING TAPE	LF	PVMK	STRP
020016Q41C		PRECAST CONCRETE CURB, CONSTRUCTION BARRIER, TYPE 1	LF	MNTC	BARR
020016Q41Z		TRUCK-MOUNTED CRASH CUSHION REPLACEMENT CARTRIDGE	U	MNTC	BARR
020016Q42C		TRAFFIC STRIPES, LONG LIFE, PREFORMED PLASTIC	LF	PVMK	BARR
020016Q44C		PRECAST CONCRETE CURB, CONSTRUCTION BARRIER, TYPE 4	LF	MNTC	BARR
020016Q44T		TRAFFIC DIRECTORS, MUNICIPAL POLICE	HOUR	MNTC	BARR
020016Q45D		TRAFFIC MARKINGS, LONG LIFE, PREFORMED PLASTIC	SF	PVMK	BARR



New Jersey Department of Transportation
Capital Program Support
Spec Year 2001 Item List

06/02/2016


<u>Item Number</u>	<u>Alternate Item ID</u>	<u>Description</u>	<u>Units</u>	<u>Class</u>	<u>Type</u>
020016Q45Z		FLOODLIGHTS FOR NIGHTTIME OPERATIONS	U	MNTC	LGHT
020016Q46D		TRAFFIC MARKINGS, LONG LIFE, THERMOPLASTIC	SF	PVMK	BARR
020016Q52N		TEMPORARY CRASH CUSHIONS, QUADGUARD, 2 BAYS, 24" WIDE	U	MNTC	CUSH
020016Q53N		TEMPORARY CRASH CUSHIONS, QUADGUARD, 3 BAYS, 24" WIDE	U	MNTC	CUSH
020016Q54N		TEMPORARY CRASH CUSHIONS, QUADGUARD, 4 BAYS, 24" WIDE	U	MNTC	CUSH
020016Q55N		TEMPORARY CRASH CUSHIONS, QUADGUARD, 5 BAYS, 24" WIDE	U	MNTC	CUSH
020016Q56M		REPAIR OF TEMPORARY CRASH CUSHIONS, QUADGUARD, 6 BAYS, 24" WIDE	U	MNTC	CUSH
020016Q56N		TEMPORARY CRASH CUSHIONS, QUADGUARD, 6 BAYS, 24" WIDE	U	MNTC	CUSH
020016Q57N		TEMPORARY CRASH CUSHIONS, QUADGUARD, 7 BAYS, 24" WIDE	U	MNTC	CUSH
020016Q58N		TEMPORARY CRASH CUSHIONS, QUADGUARD, 8 BAYS, 24" WIDE	U	MNTC	CUSH
020016Q59N		TEMPORARY CRASH CUSHIONS, QUADGUARD, 9 BAYS, 24" WIDE	U	MNTC	CUSH
020016Q60E		VARIABLE MESSAGE SIGNS	U	MNTC	LGHT
020016Q60G		VARIABLE MESSAGE SIGN ASSEMBLY	U	MNTC	SIGN
020016Q60H		VARIABLE MESSAGE SIGN, TYPE CELL PHONE	U	MNTC	MISC
020016Q61C		PORTABLE CCTV ASSEMBLY	U	MNTC	MISC
020016Q63N		TEMPORARY CRASH CUSHIONS, QUADGUARD 3 BAYS, 30" WIDE	U	MNTC	CUSH
020016Q64N		TEMPORARY CRASH CUSHIONS, QUADGUARD 4 BAYS, 30" WIDE	U	MNTC	CUSH
020016Q65N		TEMPORARY CRASH CUSHIONS, QUADGUARD 5 BAYS, 30" WIDE	U	MNTC	CUSH
020016Q66N		TEMPORARY CRASH CUSHIONS, QUADGUARD 6 BAYS, 30" WIDE	U	MNTC	CUSH
020016Q67N		TEMPORARY CRASH CUSHIONS, QUADGUARD 7 BAYS, 30" WIDE	U	MNTC	CUSH
020016Q68N		TEMPORARY CRASH CUSHIONS, QUADGUARD 8 BAYS, 30" WIDE	U	MNTC	CUSH
020016Q69N		TEMPORARY CRASH CUSHIONS, QUADGUARD 9 BAYS, 30" WIDE	U	MNTC	CUSH
020016Q73N		TEMPORARY CRASH CUSHIONS, QUADGUARD, 3 BAYS, 36" WIDE	U	MNTC	CUSH
020016Q74N		TEMPORARY CRASH CUSHIONS, QUADGUARD, 4 BAYS, 36" WIDE	U	MNTC	CUSH
020016Q75N		TEMPORARY CRASH CUSHIONS, QUADGUARD, 5 BAYS, 36" WIDE	U	MNTC	CUSH
020016Q76N		TEMPORARY CRASH CUSHIONS, QUADGUARD, 6 BAYS, 36" WIDE	U	MNTC	CUSH
020016Q77N		TEMPORARY CRASH CUSHIONS, QUADGUARD, 7 BAYS, 36" WIDE	U	MNTC	CUSH
020016Q78N		TEMPORARY CRASH CUSHIONS, QUADGUARD, 8 BAYS, 36" WIDE	U	MNTC	CUSH
020016Q79N		TEMPORARY CRASH CUSHIONS, QUADGUARD, 9 BAYS, 36" WIDE	U	MNTC	CUSH



New Jersey Department of Transportation
Capital Program Support
Spec Year 2001 Item List

06/02/2016

<u>Item Number</u>	<u>Alternate Item ID</u>	<u>Description</u>	<u>Units</u>	<u>Class</u>	<u>Type</u>
020016R01D		32" X 23" SIGNS	U	TRFP	SIGN
020016R02C		9" X 12" SIGNS	U	TRFP	SIGN
020016R05E		REMOVAL OF TRAFFIC STRIPES AND MARKINGS	LF	PVMK	STRP
020016R06D		36" X 12" SIGNS	U	TRFP	SIGN
020016R11C		TRAFFIC STRIPES	LF	PVMK	STRP
020016R11D		TRAFFIC MARKINGS, LINES	LF	PVMK	STRP
020016R11F		TWO-WAY PLOWABLE MONO-DIRECTIONAL WHITE PAVEMENT RELECTORS AND CASTINGS	U	PVMK	STRP
020016R11G		RUMBLE STRIP	LF	MILL	MILL
020016R12G		STRIPED RUMBLE STRIP	LF	MILL	MILL
020016R13C		TRAFFIC MARKINGS, LINES, PREFORMED TAPE	LF	PVMK	STRP
020016R13D		TRAFFIC MARKINGS, LINES, PREFORMED TAPE	LF	PVMK	STRP
020016R14D		TRAFFIC MARKINGS, SYMBOLS	SF	PVMK	STRP
020016R15F		TWO-WAY PLOWABLE BI-DIRECTIONAL WHITE PAVEMENT RELECTORS AND CASTINGS	U	PVMK	STRP
020016R15H		TWO-WAY PLOWABLE BI-DIRECTIONAL AMBER/RED PAVEMENT REFLECTORS AND CASTINGS	U	PVMK	STRP
020016R15J		TWO-WAY PLOWABLE BI-DIRECTIONAL WHITE/RED PAVEMENT REFLECTORS AND CASTINGS	U	PVMK	STRP
020016R16C		12" X 6" SIGNS	U	TRFP	SIGN
020016R16D		36" X 24" SIGNS	U	TRFP	SIGN
020016R17C		TRAFFIC MARKINGS, SYMBOLS, PREFORMED TAPE	LF	TRFP	STRP
020016R17D		TRAFFIC MARKINGS, SYMBOLS, PREFORMED TAPE	SF	PVMK	STRP
020016R18D		36" X 30" SIGNS	U	TRFP	SIGN
020016R21C		12" X 18" SIGNS	U	TRFP	SIGN
020016R21D		36" X 36" SIGNS	U	TRFP	SIGN
020016R21E		GUIDE SIGNS, TYPE GA	SF	TRFP	SIGN
020016R21F		TWO-WAY PLOWABLE MONO-DIRECTIONAL AMBER PAVEMENT RELECTORS AND CASTINGS	U	PVMK	STRP
020016R21G		IMPACT ATTENUATORS, FRANGIBLE MODULE TYPE	U	GDRL	CUSH
020016R21H		GUIDE SIGNS, TYPE GA, TIMBER SUPPORTS	SF	TRFP	SIGN
020016R22C		TRAFFIC STRIPES, LONG LIFE, EPOXY RESIN	LF	PVMK	STRP
020016R22D		TRAFFIC MARKINGS, LINES, LONG LIFE, THERMOPLASTIC	LF	PVMK	STRP
020016R23C		12" X 32" SIGNS	U	TRFP	SIGN



New Jersey Department of Transportation
Capital Program Support
Spec Year 2001 Item List

06/02/2016

<u>Item Number</u>	<u>Alternate Item ID</u>	<u>Description</u>	<u>Units</u>	<u>Class</u>	<u>Type</u>
020016R24G		CRASH CUSHIONS, INERTIAL BARRIER	U	GDRL	CUSH
020016R25F		TWO-WAY PLOWABLE BI-DIRECTIONAL AMBER PAVEMENT RELECTORS AND CASTINGS	U	PVMK	STRP
020016R26C		12" X 36" SIGNS	U	TRFP	SIGN
020016R26D		TRAFFIC MARKINGS, SYMBOLS, LONG LIFE, THERMOPLASTIC	SF	PVMK	STRP
020016R26E		6" TRAFFIC STRIPES, LONG LIFE, EPOXY RESIN	LF	PVMK	STRP
020016R26M		TRAFFIC STRIPES, LONG-LIFE, EPOXY RESIN, 4"	LF	PVMK	STRP
020016R26P		TRAFFIC STRIPES, LONG-LIFE, EPOXY RESIN, 6"	LF	PVMK	STRP
020016R27W		6" TRAFFIC STRIPES, HIGH PERFORMANCE WET REFLECTIVE TAPE	LF	PVMK	STRP
020016R30E		REMOVAL OF PAVEMENT REFLECTORS AND CASTINGS	U	PVMK	STRP
020016R31C		15" X 21" SIGNS	U	TRFP	SIGN
020016R31D		45" X 36" SIGNS	U	TRFP	SIGN
020016R31F		DELINEATORS, TYPE 1A	U	TRFP	DELN
020016R31G		IMPACT ATTENUATORS, G.R.E.A.T.	U	GDRL	CUSH
020016R32E		REMOVAL AND REPLACEMENT OF PAVEMENT REFLECTOR LENSES	U	PVMK	STRP
020016R33C		TRAFFIC STRIPES, LIQUID SYSTEM	LF	PVMK	STRP
020016R34G		CRASH CUSHIONS, G.R.E.A.T.	U	GDRL	CUSH
020016R35B		BOLLARDS	U	TRFP	MISC
020016R35C		TIMBER BOLLARDS	U	TRFP	MISC
020016R36C		15" X 30" SIGNS	U	TRFP	SIGN
020016R36D		48" X 24" SIGNS	U	TRFP	SIGN
020016R38D		48" X 30" SIGNS	U	TRFP	SIGN
020016R39C		18" X 12" SIGNS	U	TRFP	SIGN
020016R41C		18" X 18" SIGNS	U	TRFP	SIGN
020016R41D		48" X 36" SIGNS	U	TRFP	SIGN
020016R41F		DELINEATORS, TYPE 2	U	TRFP	DELN
020016R41G		IMPACT ATTENUATORS, HYDRO-CELL	U	GDRL	CUSH
020016R44C		TRAFFIC STRIPES, LONG LIFE, PREFORMED TAPE 4"	LF	PVMK	STRP
020016R44G		CRASH CUSHIONS, HI-DRO CELL CLUSTER	U	GDRL	CUSH
020016R45C		TRAFFIC STRIPES, LONG LIFE, PREFORMED TAPE 6"	LF	PVMK	STRP



New Jersey Department of Transportation
Capital Program Support
Spec Year 2001 Item List

06/02/2016


<u>Item Number</u>	<u>Alternate Item ID</u>	<u>Description</u>	<u>Units</u>	<u>Class</u>	<u>Type</u>
020016R46C		18" X 24" SIGNS	U	TRFP	SIGN
020016R46D		48" X 48" SIGNS	U	TRFP	SIGN
020016R46G		CRASH CUSHIONS, HI-DRO SANDWICH SYSTEM	U	GDRL	CUSH
020016R49G		CRASH CUSHIONS, HEX-FOAM SANDWICH SYSTEM	U	GDRL	CUSH
020016R51C		18" X 30" SIGNS	U	TRFP	SIGN
020016R51D		48" X 60" SIGNS	U	TRFP	SIGN
020016R51E		GUIDE SIGNS, TYPE GA (ENCAPSULATED LENS)	SF	TRFP	SIGN
020016R54D		60" X 12" SIGNS	U	TRFP	SIGN
020016R55D		60" X 18" SIGNS	U	TRFP	SIGN
020016R56C		21" X 15" SIGNS	U	TRFP	SIGN
020016R56D		60" X 30" SIGNS	U	TRFP	SIGN
020016R61D		60" X 36" SIGNS	U	TRFP	SIGN
020016R61E		GUIDE SIGNS, TYPE GO (ENCAPSULATED LENS)	SF	TRFP	SIGN
020016R63D		72" X 18" SIGNS	U	TRFP	SIGN
020016R64D		72" X 60" SIGNS	U	TRFP	SIGN
020016R66C		24" X 12" SIGNS	U	TRFP	SIGN
020016R66D		36" X 36" X 36" SIGNS	U	TRFP	SIGN
020016R71C		24" X 18" SIGNS	U	TRFP	SIGN
020016R71D		36" X 48" X 48" SIGNS	U	TRFP	SIGN
020016R71E		GUIDE SIGNS, TYPE GOX (ENCAPSULATED LENS)	SF	TRFP	SIGN
020016R76C		24" X 24" SIGNS	U	TRFP	SIGN
020016R76D		48" X 64" X 64" SIGNS	U	TRFP	SIGN
020016R81C		24" X 30" SIGNS	U	TRFP	SIGN
020016R81D		60" X 12" MAST ARM SIGNS	U	TRFP	SIGN
020016R82C		24" X 36" SIGNS	U	TRFP	SIGN
020016R83C		24" X 48" SIGNS	U	TRFP	SIGN
020016R83D		60" X 18" MAST ARM SIGNS	U	TRFP	SIGN
020016R86C		30" X 15" SIGNS	U	TRFP	SIGN
020016R91C		30" X 24" SIGNS	U	TRFP	SIGN



New Jersey Department of Transportation
Capital Program Support
Spec Year 2001 Item List

06/02/2016


<u>Item Number</u>	<u>Alternate Item ID</u>	<u>Description</u>	<u>Units</u>	<u>Class</u>	<u>Type</u>
020016R91D		36" DIAMETER SIGNS	U	TRFP	SIGN
020016R94D		84" X 24" SIGNS	U	TRFP	SIGN
020016R96C		30" X 30" SIGNS	U	TRFP	SIGN
020016R96D		84" X 42" SIGNS	U	TRFP	SIGN
020016R97C		30" X 36" SIGNS	U	TRFP	SIGN
020016R98D		84" X 54" SIGNS	U	TRFP	SIGN
020016S10G		GUIDE SIGNS, TYPE GA, STEEL "U" POST SUPPORTS	SF	TRFP	SIGN
020016S11P		GUIDE SIGN PANELS, TYPE GO	SF	TRFP	SIGN
020016S12R		REMOVE AND REINSTALL GUIDE SIGN PANELS	LS	TRFP	SIGN
020016S13R		REMOVE AND REVISE GUIDE SIGN PANELS	LS	TRFP	SIGN
020016S15B		RELOCATE PROPERTY BUSINESS SIGNS	LS	TRFP	SIGN
020016S15C		RELOCATE EXISTING SIGNS	U	TRFP	SIGN
020016S15D		RESET SIGNS USING EXISTING POSTS	U	TRFP	SIGN
020016S19A		WELCOME SIGN	LS	TRFP	SIGN
020016S20B		SIGNS	SF	TRFP	SIGN
020016S20D		OVERHEAD SIGNS	SF	TRFP	SIGN
020016S20G		GUIDE SIGNS, TYPE GA, BREAKAWAY SUPPORTS	SF	TRFP	SIGN
020016S21P		GUIDE SIGN PANELS, TYPE GOX	SF	TRFP	SIGN
020016S25G		OVERHEAD STREET NAME SIGNS, TYPE DF	SF	TRFP	SIGN
020016S30G		GUIDE SIGNS, TYPE GA, NON-BREAKAWAY SUPPORTS	SF	TRFP	SIGN
020016S35S		CAMDEN GREENWAY SIGNS	U	TRFP	SIGN
020016S40B		INTERPRETIVE BRIDGE PLAQUE	U	MISC	SIGN
020016T17F		FLEXIBLE DELINEATORS, GROUND MOUNTED	U	TRFP	DELN
020016T27F		FLEXIBLE DELINEATORS, GUIDE RAIL MOUNTED	U	TRFP	DELN
020016T37F		FLEXIBLE DELINEATORS, BARRIER CURB MOUNTED	U	TRFP	DELN
020016U01J		CRASH CUSHIONS, QUADGUARD, 1 BAY, 24" WIDE	U	GDRL	CUSH
020016U02J		CRASH CUSHIONS, QUADGUARD, 2 BAYS, 24" WIDE	U	GDRL	CUSH
020016U03J		CRASH CUSHIONS, QUADGUARD, 3 BAYS, 24" WIDE	U	GDRL	CUSH
020016U03K		CRASH CUSHIONS, QUADGUARD, 3 BAYS, POWDER COATED	U	GDRL	CUSH



New Jersey Department of Transportation
Capital Program Support
Spec Year 2001 Item List

06/02/2016

<u>Item Number</u>	<u>Alternate Item ID</u>	<u>Description</u>	<u>Units</u>	<u>Class</u>	<u>Type</u>
020016U04C		CRASH CUSHIONS, HI-DRO CELL CLUSTER, 4 CELLS	U	GDRL	CUSH
020016U04G		CRASH CUSHIONS, G.R.E.A.T., 4 BAYS	U	GDRL	CUSH
020016U04H		CRASH CUSHIONS, HEX-FORM SANDWICH SYSTEM, 4 BAYS	U	GDRL	CUSH
020016U04J		CRASH CUSHIONS, QUADGUARD, 4 BAYS, 24" WIDE	U	GDRL	CUSH
020016U05C		CRASH CUSHIONS, HI-DRO CELL CLUSTER, 5 CELLS	U	GDRL	CUSH
020016U05G		CRASH CUSHIONS, G.R.E.A.T., 5 BAYS	U	GDRL	CUSH
020016U05H		CRASH CUSHIONS, HEX-FORM SANDWICH SYSTEM, 5 BAYS	U	GDRL	CUSH
020016U05J		CRASH CUSHIONS, QUADGUARD, 5 BAYS, 24" WIDE	U	GDRL	CUSH
020016U06C		CRASH CUSHIONS, HI-DRO CELL CLUSTER, 6 CELLS	U	GDRL	CUSH
020016U06G		CRASH CUSHIONS, G.R.E.A.T., 6 BAYS	U	GDRL	CUSH
020016U06H		CRASH CUSHIONS, HEX-FORM SANDWICH SYSTEM, 6 BAYS	U	GDRL	CUSH
020016U06J		CRASH CUSHIONS, QUADGUARD, 6 BAYS, 24" WIDE	U	GDRL	CUSH
020016U07C		CRASH CUSHIONS, HI-DRO CELL CLUSTER, 7 CELLS	U	GDRL	CUSH
020016U07G		CRASH CUSHIONS, G.R.E.A.T., 7 BAYS	U	GDRL	CUSH
020016U07H		CRASH CUSHIONS, HEX-FORM SANDWICH SYSTEM, 7 BAYS	U	GDRL	CUSH
020016U07I		CRASH CUSHIONS, INERTIAL BARRIER SYSTEM, 7 MODULES	U	GDRL	CUSH
020016U07J		CRASH CUSHIONS, QUADGUARD, 7 BAYS, 24" WIDE	U	GDRL	CUSH
020016U08C		CRASH CUSHIONS, HI-DRO CELL CLUSTER, 8 CELLS	U	GDRL	CUSH
020016U08G		CRASH CUSHIONS, G.R.E.A.T., 8 BAYS	U	GDRL	CUSH
020016U08H		CRASH CUSHIONS, HEX-FORM SANDWICH SYSTEM, 8 BAYS	U	GDRL	CUSH
020016U08I		CRASH CUSHIONS, INERTIAL BARRIER SYSTEM, 8 MODULES	U	GDRL	CUSH
020016U08J		CRASH CUSHIONS, QUADGUARD, 8 BAYS, 24" WIDE	U	GDRL	CUSH
020016U09C		CRASH CUSHIONS, HI-DRO CELL CLUSTER, 9 CELLS	U	GDRL	CUSH
020016U09G		CRASH CUSHIONS, G.R.E.A.T., 9 BAYS	U	GDRL	CUSH
020016U09H		CRASH CUSHIONS, HEX-FORM SANDWICH SYSTEM, 9 BAYS	U	GDRL	CUSH
020016U09I		CRASH CUSHIONS, INERTIAL BARRIER SYSTEM, 9 MODULES	U	GDRL	CUSH
020016U09J		CRASH CUSHIONS, QUADGUARD, 9 BAYS, 24" WIDE	U	GDRL	CUSH
020016U10C		CRASH CUSHIONS, HI-DRO CELL CLUSTER, 10 CELLS	U	GDRL	CUSH
020016U10G		CRASH CUSHIONS, G.R.E.A.T., 10 BAYS	U	GDRL	CUSH



New Jersey Department of Transportation
Capital Program Support
Spec Year 2001 Item List

06/02/2016


<u>Item Number</u>	<u>Alternate Item ID</u>	<u>Description</u>	<u>Units</u>	<u>Class</u>	<u>Type</u>
020016U10H		CRASH CUSHIONS, HEX-FORM SANDWICH SYSTEM, 10 BAYS	U	GDRL	CUSH
020016U10I		CRASH CUSHIONS, INERTIAL BARRIER SYSTEM, 10 MODULES	U	GDRL	CUSH
020016U10J		CRASH CUSHIONS, QUADGUARD, 10 BAYS, 24" WIDE	U	GDRL	CUSH
020016U11C		CRASH CUSHIONS, HI-DRO CELL CLUSTER, 11 CELLS	U	GDRL	CUSH
020016U11G		CRASH CUSHIONS, G.R.E.A.T., 11 BAYS	U	GDRL	CUSH
020016U11H		CRASH CUSHIONS, HEX-FORM SANDWICH SYSTEM, 11 BAYS	U	GDRL	CUSH
020016U11I		CRASH CUSHIONS, INERTIAL BARRIER SYSTEM, 11 MODULES	U	GDRL	CUSH
020016U11J		CRASH CUSHIONS, QUADGUARD, 11 BAYS, 24" WIDE	U	GDRL	CUSH
020016U12C		CRASH CUSHIONS, HI-DRO CELL CLUSTER, 12 CELLS	U	GDRL	CUSH
020016U12G		CRASH CUSHIONS, G.R.E.A.T., 12 BAYS	U	GDRL	CUSH
020016U12H		CRASH CUSHIONS, HEX-FORM SANDWICH SYSTEM, 12 BAYS	U	GDRL	CUSH
020016U12I		CRASH CUSHIONS, INERTIAL BARRIER SYSTEM, 12 MODULES	U	GDRL	CUSH
020016U12J		CRASH CUSHIONS, QUADGUARD, 12 BAYS, 24" WIDE	U	GDRL	CUSH
020016U13I		CRASH CUSHIONS, INERTIAL BARRIER SYSTEM, 13 MODULES	U	GDRL	CUSH
020016U14I		CRASH CUSHIONS, INERTIAL BARRIER SYSTEM, 14 MODULES	U	GDRL	CUSH
020016U15I		CRASH CUSHIONS, INERTIAL BARRIER SYSTEM, 15 MODULES	U	GDRL	CUSH
020016U16I		CRASH CUSHIONS, INERTIAL BARRIER SYSTEM, 16 MODULES	U	GDRL	CUSH
020016U17I		CRASH CUSHIONS, INERTIAL BARRIER SYSTEM, 17 MODULES	U	GDRL	CUSH
020016U18I		CRASH CUSHIONS, INERTIAL BARRIER SYSTEM, 18 MODULES	U	GDRL	CUSH
020016U19I		CRASH CUSHIONS, INERTIAL BARRIER SYSTEM, 19 MODULES	U	GDRL	CUSH
020016U20I		CRASH CUSHIONS, INERTIAL BARRIER SYSTEM, 20 MODULES	U	GDRL	CUSH
020016U21I		CRASH CUSHIONS, INERTIAL BARRIER SYSTEM, 21 MODULES	U	GDRL	CUSH
020016U21J		CRASH CUSHIONS, QUADGUARD, 1 BAY, 30" WIDE	U	GDRL	CUSH
020016U22I		CRASH CUSHIONS, INERTIAL BARRIER SYSTEM, 22 MODULES	U	GDRL	CUSH
020016U22J		CRASH CUSHIONS, QUADGUARD, 2 BAYS, 30" WIDE	U	GDRL	CUSH
020016U23I		CRASH CUSHIONS, INERTIAL BARRIER SYSTEM, 23 MODULES	U	GDRL	CUSH
020016U23J		CRASH CUSHIONS, QUADGUARD, 3 BAYS, 30" WIDE	U	GDRL	CUSH
020016U24I		CRASH CUSHIONS, INERTIAL BARRIER SYSTEM, 24 MODULES	U	GDRL	CUSH
020016U24J		CRASH CUSHIONS, QUADGUARD, 4 BAYS, 30" WIDE	U	GDRL	CUSH



New Jersey Department of Transportation
Capital Program Support
Spec Year 2001 Item List

06/02/2016


<u>Item Number</u>	<u>Alternate Item ID</u>	<u>Description</u>	<u>Units</u>	<u>Class</u>	<u>Type</u>
020016U25I		CRASH CUSHIONS, INERTIAL BARRIER SYSTEM, 25 MODULES	U	GDRL	CUSH
020016U25J		CRASH CUSHIONS, QUADGUARD, 5 BAYS, 30" WIDE	U	GDRL	CUSH
020016U26J		CRASH CUSHIONS, QUADGUARD, 6 BAYS, 30" WIDE	U	GDRL	CUSH
020016U27J		CRASH CUSHIONS, QUADGUARD, 7 BAYS, 30" WIDE	U	GDRL	CUSH
020016U28J		CRASH CUSHIONS, QUADGUARD, 8 BAYS, 30" WIDE	U	GDRL	CUSH
020016U29J		CRASH CUSHIONS, QUADGUARD, 9 BAYS, 30" WIDE	U	GDRL	CUSH
020016U30J		CRASH CUSHIONS, QUADGUARD, 10 BAYS, 30" WIDE	U	GDRL	CUSH
020016U31J		CRASH CUSHIONS, QUADGUARD, 11 BAYS, 30" WIDE	U	GDRL	CUSH
020016U32J		CRASH CUSHIONS, QUADGUARD, 12 BAYS, 30" WIDE	U	GDRL	CUSH
020016U41J		CRASH CUSHIONS, QUADGUARD, 1 BAY, 36" WIDE	U	GDRL	CUSH
020016U42J		CRASH CUSHIONS, QUADGUARD, 2 BAYS, 36" WIDE	U	GDRL	CUSH
020016U43J		CRASH CUSHIONS, QUADGUARD, 3 BAYS, 36" WIDE	U	GDRL	CUSH
020016U44J		CRASH CUSHIONS, QUADGUARD, 4 BAYS, 36" WIDE	U	GDRL	CUSH
020016U45J		CRASH CUSHIONS, QUADGUARD, 5 BAYS, 36" WIDE	U	GDRL	CUSH
020016U46J		CRASH CUSHIONS, QUADGUARD, 6 BAYS, 36" WIDE	U	GDRL	CUSH
020016U47J		CRASH CUSHIONS, QUADGUARD, 7 BAYS, 36" WIDE	U	GDRL	CUSH
020016U48J		CRASH CUSHIONS, QUADGUARD, 8 BAYS, 36" WIDE	U	GDRL	CUSH
020016U49J		CRASH CUSHIONS, QUADGUARD, 9 BAYS, 36" WIDE	U	GDRL	CUSH
020016U50J		CRASH CUSHIONS, QUADGUARD, 10 BAYS, 36" WIDE	U	GDRL	CUSH
020016U51J		CRASH CUSHIONS, QUADGUARD, 11 BAYS, 36" WIDE	U	GDRL	CUSH
020016U52J		CRASH CUSHIONS, QUADGUARD, 12 BAYS, 36" WIDE	U	GDRL	CUSH
020016U63J		CRASH CUSHIONS, QUADGUARD, 3 BAYS, 70" WIDE	U	GDRL	CUSH
020016U64J		CRASH CUSHIONS, QUADGUARD, 4 BAYS, 70" WIDE	U	GDRL	CUSH
020016U65J		CRASH CUSHIONS, QUADGUARD, 5 BAYS, 70" WIDE	U	GDRL	CUSH
020016U66J		CRASH CUSHIONS, QUADGUARD, 6 BAYS, 70" WIDE	U	GDRL	CUSH
020016U67J		CRASH CUSHIONS, QUADGUARD, 7 BAYS, 70" WIDE	U	GDRL	CUSH
020016U68J		CRASH CUSHIONS, QUADGUARD, 8 BAYS, 70" WIDE	U	GDRL	CUSH
020016U69J		CRASH CUSHIONS, QUADGUARD, 9 BAYS, 70" WIDE	U	GDRL	CUSH
020016U70J		CRASH CUSHIONS, QUADGUARD, 10 BAYS, 70" WIDE	U	GDRL	CUSH



New Jersey Department of Transportation
Capital Program Support
Spec Year 2001 Item List

06/02/2016


<u>Item Number</u>	<u>Alternate</u> <u>Item ID</u>	<u>Description</u>	<u>Units</u>	<u>Class</u>	<u>Type</u>
020016U71J		CRASH CUSHIONS, QUADGUARD, 11 BAYS, 70" WIDE	U	GDRL	CUSH
020016U72J		CRASH CUSHIONS, QUADGUARD, 12 BAYS, 70" WIDE	U	GDRL	CUSH
020016U83J		CRASH CUSHIONS, QUADGUARD, 3 BAYS, 90" WIDE	U	GDRL	CUSH
020016U84J		CRASH CUSHIONS, QUADGUARD, 4 BAYS, 90" WIDE	U	GDRL	CUSH
020016U85J		CRASH CUSHIONS, QUADGUARD, 5 BAYS, 90" WIDE	U	GDRL	CUSH
020016U86J		CRASH CUSHIONS, QUADGUARD, 6 BAYS, 90" WIDE	U	GDRL	CUSH
020016U87J		CRASH CUSHIONS, QUADGUARD, 7 BAYS, 90" WIDE	U	GDRL	CUSH
020016U88J		CRASH CUSHIONS, QUADGUARD, 8 BAYS, 90" WIDE	U	GDRL	CUSH
020016U89J		CRASH CUSHIONS, QUADGUARD, 9 BAYS, 90" WIDE	U	GDRL	CUSH
020016U90J		CRASH CUSHIONS, QUADGUARD, 10 BAYS, 90" WIDE	U	GDRL	CUSH
020016U91J		CRASH CUSHIONS, QUADGUARD, 11 BAYS, 90" WIDE	U	GDRL	CUSH
020016U92J		CRASH CUSHIONS, QUADGUARD, 12 BAYS, 90" WIDE	U	GDRL	CUSH
020016V01A		RESET WATER VALVE BOXES	U	UTIL	SERV
020016V01C		TELEPHONE UTILITY RELOCATION	LS	UTIL	SERV
020016V01D		RESET TELEPHONE CONDUITS	LS	UTIL	SERV
020016V01E		RELOCATE CCTV	LS	UTIL	SERV
020016V01F		ELECTRIC UTILITY RELOCATION	LS	UTIL	SERV
020016V01G		RESET GAS VALVE BOXES	U	UTIL	SERV
020016V01H		SANITARY SEWER BY-PASS PUMPING	LS	UTIL	SERV
020016V01J		GAS EXPANSION CHAMBER	U	UTIL	SERV
020016V01K		RESET GAS EXPANSION CHAMBER	U	UTIL	SERV
020016V01M		RECONSTRUCTED UTILITY MANHOLES	U	UTIL	SERV
020016V01P		5" POLYVINYL CHLORIDE CONDUIT	LF	UTIL	COND
020016V02B	NS	UTILITY DISCONNECT	LS	UTIL	SERV
020016V02C		TELEPHONE CABLE	LF	UTIL	SERV
020016V05C		SANITARY SEWER CLEANOUT	U	UTIL	SERV
020016V05D		RESET SANITARY SEWER VENT OR CLEANOUT	U	UTIL	SERV
020016V09C		CONNECTION TO EXISTING WATER MAIN (___MUA)	U	UTIL	SERV
020016V10C		WATER SERVICE CONNECTIONS	U	UTIL	SERV



New Jersey Department of Transportation
Capital Program Support
Spec Year 2001 Item List

06/02/2016


<u>Item Number</u>	<u>Alternate Item ID</u>	<u>Description</u>	<u>Units</u>	<u>Class</u>	<u>Type</u>
020016V10D		4" GATE VALVES AND BOXES	U	UTIL	SERV
020016V10E		4" TAPPING SLEEVES AND VALVES	U	UTIL	SERV
020016V10G		GAS UTILITY RELOCATION	LS	UTIL	SERV
020016V11A		GAS MAIN INSTALLATION, BORROW EXCAVATION, SELECTED MATERIAL	CY	UTIL	SERV
020016V11B		GAS LINE EXCAVATION, UNCLASSIFIED	LF	UTIL	SERV
020016V11C		GAS LINE EXCAVATION, UNCLASSIFIED	CY	UTIL	SERV
020016V11D		GAS LINE BEDDING	CY	UTIL	SERV
020016V12A		RELOCATE FIRE HYDRANT ASSEMBLIES	U	UTIL	SERV
020016V13A		FIRE HYDRANT ASSEMBLY (___MUA)	U	UTIL	SERV
020016V14A		RESET FIRE HYDRANTS	U	UTIL	SERV
020016V15C		6" INSERTION VALVES	U	UTIL	SERV
020016V15D		6" GATE VALVES AND BOXES	U	UTIL	SERV
020016V15E		6" TAPPING SLEEVES AND VALVES	U	UTIL	SERV
020016V16D		6" WET TAP	U	UTIL	SERV
020016V16E		6" LINE STOP (___MUA)	U	UTIL	SERV
020016V17D		8" X 8" WET TAP (___MUA)	U	UTIL	SERV
020016V18A		CONCRETE ENCASED DUCT BANK, 2-DUCTS	LF	UTIL	SERV
020016V18B		CONCRETE ENCASED ELECTRIC DUCT BANK, FOUR DUCTS	LF	UTIL	SERV
020016V19B		8" CONCRETE LINED DUCTILE IRON PIPE	LF	UTIL	SERV
020016V19C		8" EPOXY LINED DUCTILE IRON PIPE	LF	UTIL	SERV
020016V19D		18" CONCRETE LINED DUCTILE IRON PIPE	LF	UTIL	SERV
020016V19E		8" LINE STOP (___MUA)	U	UTIL	SERV
020016V20A		FIRE HYDRANT ASSEMBLIES	U	UTIL	SERV
020016V20B		3/4" COPPER WATER SERVICE PIPE	LF	UTIL	SERV
020016V20C		SANITARY SEWER HOUSE CONNECTIONS	U	UTIL	SERV
020016V20D		8" GATE VALVES AND BOXES	U	UTIL	SERV
020016V20E		8" TAPPING SLEEVES AND VALVES	U	UTIL	SERV
020016V20F		8" X 8" TEES	U	UTIL	SERV
020016V20G		6" X 6" TEES	U	UTIL	SERV



New Jersey Department of Transportation
Capital Program Support
Spec Year 2001 Item List

06/02/2016


<u>Item Number</u>	<u>Alternate Item ID</u>	<u>Description</u>	<u>Units</u>	<u>Class</u>	<u>Type</u>
020016V20H		8" X 6" DUCTILE IRON MJ TEE (___MUA)	U	UTIL	SERV
020016V20I		8" X 8" DUCTILE IRON MJ TEE (___MUA)	U	UTIL	SERV
020016V21C		BUILDING LATERAL (___MUA)	U	UTIL	SERV
020016V21E		LATERAL RECONNECTION, COMPLETE (___MUA)	U	UTIL	SERV
020016V21G		8" INSERTION VALVE AND BOXES	U	UTIL	SERV
020016V21J		8" DUCTILE IRON MJ FITTINGS (___MUA)	U	UTIL	SERV
020016V22F		12" X 6" TEES	U	UTIL	SERV
020016V23C		WELL PUMP	LS	UTIL	SERV
020016V23D		WELL SCREEN	LF	UTIL	SERV
020016V23E		WELL DRILLING, 6" STEEL CASING	LF	UTIL	SERV
020016V24F		12" X 8" TEES	U	UTIL	SERV
020016V24G		12" X 8" DUCTILE IRON MJ TEE (___MUA)	U	UTIL	SERV
020016V24W		EXTEND WATER SERVICE	U	UTIL	SERV
020016V25A		1" TYPE K COPPER WATER SERVICE, COMPLETE (___MUA)	U	UTIL	SERV
020016V25B		1" COPPER WATER SERVICE PIPE	LF	UTIL	SERV
020016V25C		2" COPPER WATER SERVICE PIPE	LF	UTIL	SERV
020016V25D		10" GATE VALVES AND BOXES	U	UTIL	SERV
020016V25E		10" TAPPING SLEEVES AND VALVES	U	UTIL	SERV
020016V25G		10" POLYVINYL CHLORIDE SANITARY SEWER PIPE	LF	UTIL	SERV
020016V26D		4" DUCTILE IRON SEWER FORCE MAIN	LF	UTIL	SERV
020016V26F		12" DUCTILE IRON SEWER PIPE	LF	UTIL	SERV
020016V26J		12" DUCTILE IRON MJ FITTINGS (___MUA)	U	UTIL	SERV
020016V27B		SANITARY SEWER MANHOLE, DOGHOUSE, 4' DIAMETER	U	UTIL	SERV
020016V28B		6" POLYVINYL CHLORIDE SANITARY SEWER PIPE	LF	UTIL	SERV
020016V28E		12" X 12" DUCTILE IRON MJ TEE (___MUA)	U	UTIL	SERV
020016V28F		12" X 12" TEES	U	UTIL	SERV
020016V28G		SUPPLEMENTAL GAS MAIN WORK	LF	UTIL	SERV
020016V28S		12" STEEL CASING PIPE AND SPACERS	LF	UTIL	SERV
020016V29B		14" STEEL CASING PIPE	LF	UTIL	SERV



New Jersey Department of Transportation
Capital Program Support
Spec Year 2001 Item List

06/02/2016


<u>Item Number</u>	<u>Alternate Item ID</u>	<u>Description</u>	<u>Units</u>	<u>Class</u>	<u>Type</u>
020016V29C		REPLACE WATER METER VAULT	U	UTIL	SERV
020016V29E		21" POLYVINYL CHLORIDE SANITARY SEWER PIPE	LF	UTIL	SERV
020016V29S		18" STEEL CASING PIPE	LF	UTIL	SERV
020016V30D		12" GATE VALVES AND BOXES	U	UTIL	SERV
020016V30E		12" TAPPING SLEEVES AND VALVES	U	UTIL	SERV
020016V30F		14" X 6" TEES	U	UTIL	SERV
020016V31D		24" GATE VALVE AND BOXES	U	UTIL	SERV
020016V31H		24" STEEL PIPE	LF	UTIL	SERV
020016V31T		TEMPORARY PUMPING	LS	UTIL	SERV
020016V32E		8" RESILIENT SEAT GATE VALVE (___MUA)	U	UTIL	SERV
020016V32G		12" RESILIENT SEAT GATE VALVE (___MUA)	U	UTIL	SERV
020016V33F		14" X 8" TEES	U	UTIL	SERV
020016V33H		16" X 8" TEES	U	UTIL	SERV
020016V34J		12" STEEL SLEEVES	LF	UTIL	SERV
020016V34L		36" STEEL SLEEVES	LF	UTIL	SERV
020016V34N		36" STEEL PIPE	LF	UTIL	SERV
020016V35D		14" GATE VALVES AND BOXES	U	UTIL	SERV
020016V35E		14" TAPPING SLEEVES AND VALVES	U	UTIL	SERV
020016V36S		SEPTIC HOLDING TANK	LS	UTIL	SERV
020016V39F		14" X 14" TEES	U	UTIL	SERV
020016V40E		6" X 6" TAPPING SLEEVES AND VALVES	U	UTIL	SERV
020016V41B		LINE STOP AND TIE-IN ASSISTANCE	CH	UTIL	SERV
020016V41D		2" LINE STOP AND TIE-IN	HOUR	UTIL	SERV
020016V41G		4" LINE STOP AND TIE-IN	HOUR	UTIL	SERV
020016V41L		6" LINE STOP AND TIE-IN	HOUR	UTIL	SERV
020016V41M		8" LINE STOP AND TIE-IN	HOUR	UTIL	SERV
020016V43E		8" X 6" TAPPING SLEEVES AND VALVES	U	UTIL	SERV
020016V44C		12" X 12" TAPPING SLEEVES AND VALVES	U	UTIL	SERV
020016V44E		16" X 16" TAPPING SLEEVES AND VALVES	U	UTIL	SERV



New Jersey Department of Transportation
Capital Program Support
Spec Year 2001 Item List

06/02/2016


<u>Item Number</u>	<u>Alternate Item ID</u>	<u>Description</u>	<u>Units</u>	<u>Class</u>	<u>Type</u>
020016V46E		8" X 8" TAPPING SLEEVES AND VALVES	U	UTIL	SERV
020016V46G		8" POLYVINYL CHLORIDE SANITARY SEWER PIPE	LF	UTIL	SERV
020016V46J		8" DUCTILE IRON SANITARY SEWER PIPE	LF	UTIL	SERV
020016V47A		24" DIA REINFORCED CONCRETE PIPE, CLASS B, SANITARY SEWER MAIN (__ MUA)	LF	UTIL	SERV
020016V47B		30" DIA REINFORCED CONCRETE PIPE, CLASS B, SANITARY SEWER MAIN (__ MUA)	LF	UTIL	SERV
020016V47C		36" DIA REINFORCED CONCRETE PIPE, CLASS B, SANITARY SEWER MAIN (__ MUA)	LF	UTIL	SERV
020016V47D		24" DIA CURE-IN-PLACE SANITARY SEWER MAIN (__ MUA)	LF	UTIL	SERV
020016V47E		30" DIA CURE-IN-PLACE SANITARY SEWER MAIN (__ MUA)	LF	UTIL	SERV
020016V47F		36" DIA CURE-IN-PLACE SANITARY SEWER) __ MUA)	LF	UTIL	SERV
020016V47G		16" X 24" CURE-IN-PLACE SAN SEWER(__ MUA)	LF	UTIL	SERV
020016V47H		18" X 27" CURE-IN-PLACE SAN SEWER(__ MUA)	LF	UTIL	SERV
020016V47I		6' DIA PRECAST CONCRETE SANITARY SEWER MANHOLE (__ MUA)	U	UTIL	SERV
020016V47J		REHABILITATION OF SEWER MANHOLE (__ MUA)	U	UTIL	SERV
020016V47K		REHABILITATION OF 48" DIA SANITARY SEWER MAIN (__ MUA)	LF	UTIL	SERV
020016V47L		RECONNECTION TO EXISTING SANITARY SEWER MANHOLE (__ MUA)	U	UTIL	SERV
020016V47M		BRICK SEWER ENVELOPE (__ MUA)	U	UTIL	SERV
020016V48C		CURE-IN-PLACE WATER ALLOWANCE (__ MUA)	LS	UTIL	SERV
020016V50B		8" DUCTILE IRON WATER MAIN	LF	UTIL	SERV
020016V52E		10" X 8" TAPPING SLEEVES AND VALVES	U	UTIL	SERV
020016V53C		CUT AND CAP (__ MUA)	U	UTIL	SERV
020016V55R		RESET WATER VALVE BOXES AND METERS	U	UTIL	SERV
020016V56B		GAS LINE STOP AND TIE-IN EXCAVATION, UNCLASSIFIED	CY	UTIL	SERV
020016V56C		3/4" STEEL GAS SERVICE TRANSFER	U	UTIL	SERV
020016V56D		GAS MAIN INSTALLATION, BACKFILL	CY	UTIL	SERV
020016V56E		GAS MAIN INSTALLATION, BROKEN STONE OR WASHED GRAVEL	CY	UTIL	SERV
020016V56F		GAS MAIN INSTALLATION, EXCAVATION FOR TEST PITS	CY	UTIL	SERV
020016V56G		1" PLASTIC GAS SERVICE TRANSFER	U	UTIL	SERV
020016V56H		3/4" PLASTIC GAS SERVICE TRANSFER	U	UTIL	SERV
020016V56M		16" GAS MAIN	LF	UTIL	SERV



New Jersey Department of Transportation
Capital Program Support
Spec Year 2001 Item List

06/02/2016

<u>Item Number</u>	<u>Alternate Item ID</u>	<u>Description</u>	<u>Units</u>	<u>Class</u>	<u>Type</u>
020016V56N		6" GAS MAIN	LF	UTIL	SERV
020016V56P		4" GAS MAIN	LF	UTIL	SERV
020016V56Q		2" GAS MAIN	LF	UTIL	SERV
020016V57C		4" STEEL GAS MAIN	LF	UTIL	SERV
020016V57E		GAS MAIN INSTALLATION, COARSE AGGREGATE, #57	CY	UTIL	SERV
020016V57G		8" STEEL GAS MAIN	LF	UTIL	SERV
020016V57H		8" STEEL GAS MAIN AND 12" CASING	LF	UTIL	SERV
020016V57L		12" STEEL GAS MAIN	LF	UTIL	SERV
020016V57M		12" STEEL GAS MAIN, ADDITIONAL WELD	U	UTIL	SERV
020016V58C		6" PLASTIC GAS MAIN	LF	UTIL	SERV
020016V59B		FABRICATE TIE-IN PIECE	U	UTIL	SERV
020016V59C		FABRICATE TIE-IN PIECE, 4"	U	UTIL	SERV
020016V59D		FABRICATE TIE-IN PIECE, 6"	U	UTIL	SERV
020016V59G		FABRICATE TIE-IN PIECE, 12"	U	UTIL	SERV
020016V59J		PLASTIC GAS SERVICE DIRECT BURIAL, 1/2" TO 2", 100' OR LESS	U	UTIL	SERV
020016V59K		PLASTIC GAS SERVICE INSERTION, 1/2" TO 2"	U	UTIL	SERV
020016V59L		PLASTIC GAS SERVICE TRANSFER, 1/2" TO 2"	U	UTIL	SERV
020016V60E		12" X 6" TAPPING SLEEVES AND VALVES	U	UTIL	SERV
020016V64E		12" X 8" TAPPING SLEEVES AND VALVES	U	UTIL	SERV
020016V66E		12" X 10" TAPPING SLEEVES AND VALVES	U	UTIL	SERV
020016V67A		16" BUTTERFLY VALVES AND BOXES	U	UTIL	SERV
020016V67B		18" BUTTERFLY VALVES AND BOXES	U	UTIL	SERV
020016V67C		24" BUTTERFLY VALVES AND BOXES	U	UTIL	SERV
020016V68C		20" GATE VALVES AND BOXES	U	UTIL	SERV
020016V75E		14" X 14" TAPPING SLEEVES AND VALVES	U	UTIL	SERV
020016V76B		WATER MAIN LINE STOP	U	UTIL	SERV
020016V76D		8" CLDIP CLASS 52 WATER MAIN (___MUA)	LF	UTIL	SERV
020016V76E		12" CLDIP CLASS 52 WATER MAIN (___MUA)	LF	UTIL	SERV
020016V77C		16" GATE VALVES AND BOXES	U	UTIL	SERV



New Jersey Department of Transportation
Capital Program Support
Spec Year 2001 Item List

06/02/2016

<u>Item Number</u>	<u>Alternate Item ID</u>	<u>Description</u>	<u>Units</u>	<u>Class</u>	<u>Type</u>
020016V77D		16" INSERTION VALVES AND BOXES	U	UTIL	SERV
020016V77S		16" LINE STOP AND TIE-IN	HOUR	UTIL	SERV
020016V77T		THRUST RESTRAINT/ENCAPSULATION, 16" GAS MAIN	U	UTIL	SERV
020016V78C		12" X 8" DI MJ REDUCER (___MUA)	U	UTIL	SERV
020016V79C		12" X 8" DUCTILE IRON MJ CROSS (___MUA)	U	UTIL	SERV
020016V79D		12" X 12" DUCTILE IRON MJ CROSS (___MUA)	U	UTIL	SERV
020016V79K		8" DUCTILE IRON BLIND FLANGE END CAP (___MUA)	U	UTIL	SERV
020016V79M		12" DUCTILE IRON BLIND FLANGE END CAP (___MUA)	U	UTIL	SERV
020016V80A		CABLE HANDHOLE	U	UTIL	SERV
020016V80B		CABLE RISER	U	UTIL	SERV
020016V81C		UTILITY MANHOLE, OVERBUILD	U	UTIL	SERV
020016V81D		ELECTRIC HANDHOLES, INSTALLATION ONLY	U	UTIL	SERV
020016V82E		ELECTRICAL SERVICE	LS	UTIL	SERV
020016V82F		TRANSMISSION LINE POLE	U	UTIL	SERV
020016V82G		DRILLED SHAFT FOR TRANSMISSION LINE POLE FOUNDATION	LF	UTIL	SERV
020016V83D		REMOVE ELECTRIC CABLE	LF	UTIL	SERV
020016V85A		CONCRETE ENCASED DUCT BANK, TWO DUCTS, ELECTRIC	LF	UTIL	SERV
020016V85S		STEEL PLATES, CONDUIT PROTECTION	LB	UTIL	SERV
020016W01A		LOUVER, PEDESTRIAN BRIDGE	LF	BRID	MISC
020016W02A		PEDESTRIAN HANDRAIL	LF	BRID	MISC
020016W03G		GRID PAVERS	SY	MISC	MISC
020017A01A		ELECTRIC UTILITY RELOCATION	LS	ELEC	SERV
020017A01B		ELECTRIC RISERS	U	UTIL	SERV
020017A01C		MULTIPLE LIGHTING WIRE, NO. 1/0 AWG	LF	LTNG	LWRE
020017A01F		SERVICE WIRE, NO. 1/0 AWG	LF	ELEC	LWRE
020017A02A		ELECTRICAL MANHOLE	U	ELEC	MISC
020017A02E		MULTIPLE LIGHTING WIRE, NO. 2 AWG	LF	LTNG	LWRE
020017A02F		SERVICE WIRE, NO. 2 AWG	LF	ELEC	LWRE
020017A03C		SERVICE WIRE, NO. 3/0 AWG	LF	ELEC	LWRE



New Jersey Department of Transportation
Capital Program Support
Spec Year 2001 Item List

06/02/2016


<u>Item Number</u>	<u>Alternate Item ID</u>	<u>Description</u>	<u>Units</u>	<u>Class</u>	<u>Type</u>
020017A04B		MULTIPLE LIGHTING WIRE, NO. 4/0 AWG	LF	LTNG	LWRE
020017A04J		JUNCTION BOX FOUNDATIONS	U	ELEC	JBOX
020017A06E		MULTIPLE LIGHTING WIRE, NO. 6 AWG	LF	LTNG	LWRE
020017A06F		SERVICE WIRE, NO. 6 AWG	LF	ELEC	LWRE
020017A06H		FOUNDATION, 22" DIAMETER	U	MISC	FOND
020017A08E		MULTIPLE LIGHTING WIRE, NO. 8 AWG	LF	LTNG	LWRE
020017A08F		SERVICE WIRE, NO. 8 AWG	LF	ELEC	LWRE
020017A09F		SERVICE WIRE, NO 10 AWG	LF	ELEC	LWRE
020017A09H		28" X 30" HANDHOLE	U	ELEC	COND
020017A10E		MULTIPLE LIGHTING WIRE, NO. 10 AWG	LF	LTNG	LWRE
020017A10H		48" X 48" HANDHOLE	U	ELEC	COND
020017A11C		1 1/4" FLEXIBLE METAL CONDUIT	LF	ELEC	COND
020017A11J		38" JUNCTION BOXES	U	ELEC	JBOX
020017A12C		1 1/2" FLEXIBLE METAL CONDUIT	LF	ELEC	COND
020017A12R		1-1/2" RIGID METALLIC CONDUIT	LF	ELEC	COND
020017A13B		CONCRETE BASE, MODIFIED	U	ELEC	FOND
020017A14C		LIGHT FOUNDATIONS, PSE&G, TYPE	U	ELEC	FOND
020017A15C		2" FLEXIBLE METAL CONDUIT	LF	ELEC	COND
020017A16P		STEEL PLATES, CONDUIT PROTECTION	U	ELEC	COND
020017A17B		FOUNDATION, TYPE 170A	U	LTNG	FOND
020017A17C		COMMUNICATION CONDUIT, TYPE MBS	LF	MISC	COND
020017A17D		COMMUNICATION CONDUIT, TYPE MGA	LF	MISC	COND
020017A17E		COMMUNICATIONS CONDUIT, TYPE S	LF	MISC	COND
020017A21D		GROUND WIRE, NO. 8 AWG	LF	ELEC	LWRE
020017A21G		CABLE RACK ASSEMBLIES	U	ELEC	JBOX
020017A21H		FOUNDATIONS, TYPE SFT	U	LTNG	FOND
020017A21K		RIGID NON-METALLIC MULTIDUCT CONDUIT, TYPE MBC	LF	ELEC	COND
020017A23D		GROUND WIRE, NO. 12 AWG	LF	ELEC	LWRE
020017A24K		RIGID NON-METALLIC MULTIDUCT CONDUIT, TYPE MBS	LF	ELEC	COND



New Jersey Department of Transportation
Capital Program Support
Spec Year 2001 Item List

06/02/2016


<u>Item Number</u>	<u>Alternate Item ID</u>	<u>Description</u>	<u>Units</u>	<u>Class</u>	<u>Type</u>
020017A25C		0.5" RIGID METALLIC CONDUIT, TYPE CUG	LF	ELEC	COND
020017A26C		1.5" RIGID METALLIC CONDUIT, TYPE CUG	LF	ELEC	COND
020017A26H		FOUNDATIONS, TYPE MCF	U	LTNG	FOND
020017A27J		10" X 36" JUNCTION BOXES	U	ELEC	JBOX
020017A27K		RIGID NON-METALLIC MULTIDUCT CONDUIT, TYPE MCB	LF	ELEC	COND
020017A28J		17" X 30" JUNCTION BOXES	U	ELEC	JBOX
020017A29J		18" X 36" JUNCTION BOXES	U	ELEC	JBOX
020017A29K		JUNCTION BOX DIVIDER, TYPE A	U	ELEC	JBOX
020017A29L		JUNCTION BOX DIVIDER, TYPE B	U	ELEC	JBOX
020017A30M		JUNCTION BOX MODIFICATIONS	LS	ELEC	JBOX
020017A31C		2" RIGID METALLIC CONDUIT, TYPE CUG	LF	ELEC	COND
020017A31H		FOUNDATIONS, TYPE P	U	LTNG	FOND
020017A31K		RIGID NON-METALLIC MULTIDUCT CONDUIT, TYPE MCS	LF	ELEC	COND
020017A32J		12" X 20" X 18" JUNCTION BOXES	U	ELEC	JBOX
020017A34K		RIGID NON-METALLIC MULTIDUCT CONDUIT, TYPE MGA	LF	ELEC	COND
020017A36C		2.5" RIGID METALLIC CONDUIT, TYPE CUG	LF	ELEC	COND
020017A36F		FOUNDATIONS, TYPE P-2MC	U	LTNG	FOND
020017A36H		FOUNDATIONS, TYPE P-MC	U	LTNG	FOND
020017A36I		FOUNDATIONS, TYPE P-MC (MODIFIED)	U	LTNG	FOND
020017A36J		12" X 20" X 36" JUNCTION BOXES	U	ELEC	JBOX
020017A37K		TWO 2" RIGID METALLIC CONDUIT, TYPE BC	LF	ELEC	COND
020017A38B		TRUNK CABLE	LF	ELEC	MISC
020017A40D		DUCT CABLE W/2 NO. 2 AWG 1 NO. 8 GROUND	LF	ELEC	LWRE
020017A41C		3" RIGID METALLIC CONDUIT, TYPE CUG	LF	ELEC	COND
020017A41H		FOUNDATIONS, TYPE SPF	U	LTNG	FOND
020017A41K		TWO 2" RIGID METALLIC CONDUIT, TYPE BS	LF	ELEC	COND
020017A44K		TWO 2" RIGID METALLIC CONDUIT, TYPE CB	LF	ELEC	COND
020017A46C		4" RIGID METALLIC CONDUIT, TYPE CUG	LF	ELEC	COND
020017A46H		FOUNDATIONS, TYPE STF	U	LTNG	FOND



New Jersey Department of Transportation
Capital Program Support
Spec Year 2001 Item List

06/02/2016


<u>Item Number</u>	<u>Alternate Item ID</u>	<u>Description</u>	<u>Units</u>	<u>Class</u>	<u>Type</u>
020017A46J		24" X 12" X 16" JUNCTION BOXES	U	ELEC	JBOX
020017A47D		JUNCTION BOX	U	ELEC	JBOX
020017A47H		FOUNDATIONS, TYPE STF MODIFIED SHAFT	U	ITS	FOND
020017A47K		TWO 2" RIGID METALLIC CONDUIT, TYPE CS	LF	ELEC	COND
020017A50D		DLA, TYPE SB-26-400-HPS, REMOVE, REFURBISH AND REINSTALL	U	ELEC	MISC
020017A51C		1.5" RIGID METALLIC CONDUIT, TYPE CUR	LF	ELEC	COND
020017A51H		FOUNDATIONS, TYPE SFX	U	LTNG	FOND
020017A51K		TWO 2" RIGID METALLIC CONDUIT, TYPE GA	LF	ELEC	COND
020017A54K		TWO 2" RIGID NON-METALLIC CONDUIT, TYPE BC	LF	ELEC	COND
020017A56C		2" RIGID METALLIC CONDUIT, TYPE CUR	LF	ELEC	COND
020017A56H		FOUNDATIONS, TYPE SFK	U	LTNG	FOND
020017A57K		TWO 2" RIGID NON-METALLIC CONDUIT, TYPE BS	LF	ELEC	COND
020017A58K		TWO 3" RIGID NON-METALLIC CONDUIT, TYPE BS	LF	ELEC	COND
020017A61C		2.5" RIGID METALLIC CONDUIT, TYPE CUR	LF	ELEC	COND
020017A61H		FOUNDATIONS, TYPE SSF	U	LTNG	FOND
020017A61K		TWO 2" RIGID NON-METALLIC CONDUIT, TYPE CB	LF	ELEC	COND
020017A64K		TWO 2" RIGID NON-METALLIC CONDUIT, TYPE CS	LF	ELEC	COND
020017A66C		3" RIGID METALLIC CONDUIT, TYPE CUR	LF	ELEC	COND
020017A66D		3" RIGID METALLIC CONDUIT, TYPE CUR (DIRECTIONAL DRILLING)	LF	ELEC	COND
020017A66E		3" RIGID METALLIC CONDUIT, TYPE CURR	LF	ELEC	COND
020017A66H		FOUNDATIONS, TYPE SSF-A	U	LTNG	FOND
020017A67K		TWO 2" RIGID NON-METALLIC CONDUIT, TYPE GA	LF	ELEC	COND
020017A68K		TWO 3" RIGID NON-METALLIC CONDUIT, TYPE GA	LF	ELEC	COND
020017A71C		4" RIGID METALLIC CONDUIT, TYPE CUR	LF	ELEC	COND
020017A71H		FOUNDATIONS, TYPE 1M	U	LTNG	FOND
020017A72C		POLYVINYL CHLORIDE CONDUITS, CONCRETE ENCASED, INSTALLATION ONLY	LF	ELEC	COND
020017A72D		# __ - 2" POLYVINYL CHLORIDE CONDUITS, CONCRETE ENCASED, INSTALLATION ONLY	LF	ELEC	COND
020017A72F		# __ - 4" POLYVINYL CHLORIDE CONDUITS, CONCRETE ENCASED, INSTALLATION ONLY	LF	ELEC	COND
020017A72G		# __ - 5" POLYVINYL CHLORIDE CONDUITS, CONCRETE ENCASED, INSTALLATION ONLY	LF	ELEC	COND



New Jersey Department of Transportation
Capital Program Support
Spec Year 2001 Item List

06/02/2016

<u>Item Number</u>	<u>Alternate Item ID</u>	<u>Description</u>	<u>Units</u>	<u>Class</u>	<u>Type</u>
020017A73H		FOUNDATIONS, TYPE 1M MODIFIED	U	ITS	FOND
020017A74C		2" RIGID NONMETALLIC CONDUIT	LF	ELEC	COND
020017A75J		JUNCTION BOX FRAMES AND COVERS	U	ELEC	JBOX
020017A76C		3" RIGID NONMETALLIC CONDUIT	LF	ELEC	COND
020017A76H		FOUNDATIONS, TYPE 2M	U	LTNG	FOND
020017A81C		4" RIGID NONMETALLIC CONDUIT	LF	ELEC	COND
020017A81H		FOUNDATIONS, TYPE 1M-MC	U	LTNG	FOND
020017A82C		5" RIGID NONMETALLIC CONDUIT	LF	ELEC	COND
020017A82D		9 - 5" CONDUIT DUCT BANK	LF	ELEC	COND
020017A83B		1.5" RIGID METALLIC CONDUIT ON STRUCTURES	LF	ELEC	COND
020017A83C		3" RIGID METALLIC CONDUIT ON STRUCTURES	LF	ELEC	COND
020017A85C		1" RIGID METALLIC CONDUIT, TYPE EXPOSED	LF	ELEC	COND
020017A86C		1.25" RIGID METALLIC CONDUIT, TYPE EXPOSED	LF	ELEC	COND
020017A86E		3-1.25" HDPE CONDUIT, TYPE BC	LF	ELEC	COND
020017A86F		3-1.25" HDPE CONDUIT, TYPE BS	LF	ELEC	COND
020017A86H		FOUNDATIONS, TYPE 2M-MC	U	LTNG	FOND
020017A87C		1.5" RIGID METALLIC CONDUIT, TYPE EXPOSED	LF	ELEC	COND
020017A87H		FOUNDATIONS, TYPE 3M-MC	U	LTNG	FOND
020017A88C		2.0" RIGID METALLIC CONDUIT, TYPE EXPOSED	LF	ELEC	COND
020017A89C		2.5" RIGID METALLIC CONDUIT, TYPE EXPOSED	LF	ELEC	COND
020017A90C		3.0" RIGID METALLIC CONDUIT, TYPE EXPOSED	LF	ELEC	COND
020017A90R		3" RIGID METALLIC CONDUIT	LF	ELEC	COND
020017A90S		2-3" RIGID METALLIC CONDUIT, TYPE CDD	LF	ELEC	COND
020017A91A		NJTA 3" RIGID NON-METALLIC CONDUIT, SCHEDULE 80	LF	ELEC	COND
020017A92A		NJTA JUNCTION BOX FOUNDATIONS, TYPE A	U	LTNG	FOND
020017A93B		6" RIGID METALLIC CONDUIT, TYPE CDD	LF	MISC	COND
020017A93S		SERVICE CABINET, TYPE S	U	ELEC	MISC
020017A94C		CONDUIT, CLEANING AND REMOVING CABLES	LS	ELEC	COND
020017A95S		4" SPLIT STEEL PIPE	LF	MISC	MISC



New Jersey Department of Transportation
Capital Program Support
Spec Year 2001 Item List

06/02/2016


<u>Item Number</u>	<u>Alternate Item ID</u>	<u>Description</u>	<u>Units</u>	<u>Class</u>	<u>Type</u>
020017B01F		PEDESTAL ASSEMBLIES, TYPE J-1	U	TRFP	TSAS
020017B02F		PEDESTAL ASSEMBLIES, TYPE J-2	U	TRFP	TSAS
020017B03F		PEDESTAL ASSEMBLIES, TYPE J-3	U	TRFP	TSAS
020017B04F		PEDESTAL ASSEMBLIES, TYPE J-4	U	TRFP	TSAS
020017B06G		PEDESTAL ASSEMBLIES, TYPE P-1-D	U	TRFP	TSAS
020017B07R		TRAFFIC CONTROLLER ASSEMBLY TURN-ON	U	TRFP	CONT
020017B08A		SPREAD SPECTRUM RADIO	U	TRFP	TSAS
020017B08B		SPREAD SPECTRUM RADIO CABLE	LF	TRFP	TSAS
020017B08C		SPREAD SPECTRUM RADIO ANTENNA	U	TRFP	TSAS
020017B10D		TRAFFIC SIGNAL CONTROLLER DISCONNECT	U	TRFP	CONT
020017B11D		CONTROLLER ASSEMBLIES, 4 PHASE	U	TRFP	CONT
020017B11E		TRAFFIC SIGNAL ASSEMBLIES, FIBEROPTIC BLANKOUT SIGN	U	ELEC	TSAS
020017B11F		PEDESTAL ASSEMBLIES, TYPE J-1-W	U	TRFP	TSAS
020017B11G		PEDESTAL ASSEMBLIES, TYPE P-2-D	U	TRFP	TSAS
020017B11H		TRAFFIC SIGNAL ASSEMBLIES, TYPE HC-1	U	TRFP	TSAS
020017B11J		TRAFFIC SIGNAL ASSEMBLIES, TYPE 15MA-1	U	TRFP	TSAS
020017B11K		TRAFFIC SIGNAL ASSEMBLIES, TYPE 15MA-1-OP	U	TRFP	TSAS
020017B11L		TRAFFIC SIGNAL ASSEMBLIES, TYPE 15TA-1	U	TRFP	TSAS
020017B11M		TRAFFIC SIGNAL ASSEMBLIES, TYPE 15TA-1-OP	U	TRFP	TSAS
020017B11N		TRAFFIC SIGNAL ASSEMBLIES, TYPE 20MK-1	U	TRFP	TSAS
020017B11O		TRAFFIC SIGNAL ASSEMBLIES, TYPE H-1	U	TRFP	TSAS
020017B11P		TRAFFIC SIGNAL CABLE, 2 CONDUCTOR	LF	TRFP	TSAS
020017B11Q		TRAFFIC SIGNAL STANDARDS, TYPE C	U	TRFP	TSAS
020017B11R		TRAFFIC SIGNAL STANDARDS, TYPE SC	U	TRFP	TSAS
020017B12E		BLANKOUT SIGN (LED)	U	ELEC	TSAS
020017B12F		PEDESTAL ASSEMBLIES, TYPE J-2-W	U	TRFP	TSAS
020017B12G		TRAFFIC SIGNAL ASSEMBLIES, TYPE 15MK-1-OP	U	TRFP	TSAS
020017B12H		TRAFFIC SIGNAL ASSEMBLIES, TYPE 15MK-1-1-OP	U	TRFP	TSAS
020017B12J		TRAFFIC SIGNAL ASSEMBLIES, TYPE 15MA-2	U	TRFP	TSAS



New Jersey Department of Transportation
Capital Program Support
Spec Year 2001 Item List

06/02/2016


<u>Item Number</u>	<u>Alternate Item ID</u>	<u>Description</u>	<u>Units</u>	<u>Class</u>	<u>Type</u>
020017B12K		TRAFFIC SIGNAL ASSEMBLIES, TYPE 15MA-2-OP	U	TRFP	TSAS
020017B12L		TRAFFIC SIGNAL ASSEMBLIES, TYPE 15TA-2	U	TRFP	TSAS
020017B12M		TRAFFIC SIGNAL ASSEMBLIES, TYPE 15TA-2-OP	U	TRFP	TSAS
020017B12N		TRAFFIC SIGNAL ASSEMBLIES, TYPE 20MK-2	U	TRFP	TSAS
020017B12O		TRAFFIC SIGNAL ASSEMBLIES, TYPE H-2	U	TRFP	TSAS
020017B13J		TRAFFIC SIGNAL ASSEMBLIES, TYPE 15MA-3	U	TRFP	TSAS
020017B13K		TRAFFIC SIGNAL ASSEMBLIES, TYPE 15MA-1-1-OP	U	TRFP	TSAS
020017B13L		TRAFFIC SIGNAL ASSEMBLIES, TYPE 15TA-3	U	TRFP	TSAS
020017B13M		TRAFFIC SIGNAL ASSEMBLIES, TYPE 20S-1	U	TRFP	TSAS
020017B13N		TRAFFIC SIGNAL ASSEMBLIES, TYPE 20MK-3	U	TRFP	TSAS
020017B13O		TRAFFIC SIGNAL ASSEMBLIES, TYPE H-3	U	TRFP	TSAS
020017B13P		TRAFFIC SIGNAL ASSEMBLIES, TYPE 30S-3	U	TRFP	TSAS
020017B14J		TRAFFIC SIGNAL ASSEMBLIES, TYPE 15MA-4	U	TRFP	TSAS
020017B14L		TRAFFIC SIGNAL ASSEMBLIES, TYPE 15TA-4	U	TRFP	TSAS
020017B14M		TRAFFIC SIGNAL ASSEMBLIES, TYPE 20S-2	U	TRFP	TSAS
020017B14N		TRAFFIC SIGNAL ASSEMBLIES, TYPE 20MK-4	U	TRFP	TSAS
020017B14O		TRAFFIC SIGNAL ASSEMBLIES, TYPE H-4	U	TRFP	TSAS
020017B16G		PEDESTAL ASSEMBLIES, TYPE P-3-D	U	TRFP	TSAS
020017B16H		CONTROLLER ASSEMBLIES, 16 PHASE	U	TRFP	CONT
020017B17B		CONTROLLER ASSEMBLIES, TYPE 2070 ATC NWK LITE	U	TRFP	CONT
020017B21B		CONTROLLER ASSEMBLIES, 12 PHASE	U	TRFP	CONT
020017B21C		LOOP DETECTOR	LF	TRFP	LDET
020017B21D		CONTROLLER ASSEMBLIES, 8 PHASE	U	TRFP	CONT
020017B21E		METER CABINETS, TYPE T	U	ELEC	MCAB
020017B21F		PEDESTAL ASSEMBLIES, TYPE J-1-W-1	U	TRFP	TSAS
020017B21G		PEDESTAL ASSEMBLIES, TYPE P-4-D	U	TRFP	TSAS
020017B21H		PEDESTRIAN SIGNAL ASSEMBLIES, TYPE W-1	U	TRFP	TSAS
020017B21I		PUSH BUTTON ASSEMBLIES	U	TRFP	TSAS
020017B21J		TRAFFIC SIGNAL ASSEMBLIES, TYPE 20MA-1	U	TRFP	TSAS



New Jersey Department of Transportation
Capital Program Support
Spec Year 2001 Item List

06/02/2016

<u>Item Number</u>	<u>Alternate Item ID</u>	<u>Description</u>	<u>Units</u>	<u>Class</u>	<u>Type</u>
020017B21K		TRAFFIC SIGNAL ASSEMBLIES, TYPE 20MA-1-OP	U	TRFP	TSAS
020017B21L		TRAFFIC SIGNAL ASSEMBLIES, TYPE 20TA-1	U	TRFP	TSAS
020017B21M		TRAFFIC SIGNAL ASSEMBLIES, TYPE 15TA-1-1-OP	U	TRFP	TSAS
020017B21O		TRAFFIC SIGNAL ASSEMBLIES, TYPE H-1-OP	U	TRFP	TSAS
020017B21P		TRAFFIC SIGNAL CABLE, 5 CONDUCTOR	LF	TRFP	TSAS
020017B21Q		TRAFFIC SIGNAL STANDARDS, TYPE T	U	TRFP	TSAS
020017B21S		TEMPORARY TRAFFIC SIGNAL SYSTEM, LOCATION NUMBER 1	LS	MNTC	TTSS
020017B21T		IMAGE DETECTION SYSTEM	LS	TRFP	LDET
020017B21U		IMAGE DETECTION SYSTEM	U	TRFP	LDET
020017B21W		OPTICAL EMERGENCY PRE-EMPTION SYSTEM`	LS	TRFP	CCTV
020017B22C		18" CABINET SKIRT W/BATTERY BACK-UP	U	ELEC	MCAB
020017B22F		PEDESTAL ASSEMBLIES, TYPE J-1-W-2	U	TRFP	TSAS
020017B22H		METER CABINET, TYPE O	U	ELEC	MCAB
020017B22J		TRAFFIC SIGNAL ASSEMBLIES, TYPE 20MA-2	U	TRFP	TSAS
020017B22K		TRAFFIC SIGNAL ASSEMBLIES, TYPE 20MA-2-OP	U	TRFP	TSAS
020017B22L		TRAFFIC SIGNAL ASSEMBLIES, TYPE 20TA-2	U	TRFP	TSAS
020017B22M		TRAFFIC SIGNAL ASSEMBLIES, TYPE 15TA-2-1-OP	U	TRFP	TSAS
020017B22O		TRAFFIC SIGNAL ASSEMBLIES, TYPE H-1-1-OP	U	TRFP	TSAS
020017B22S		TEMPORARY TRAFFIC SIGNAL SYSTEM, LOCATION NUMBER 2	LS	MNTC	TTSS
020017B23C		RED SIGNAL AHEAD WIRELESS INTERCONNECT SYSTEM	LS	TRFP	TSAS
020017B23J		TRAFFIC SIGNAL ASSEMBLIES, TYPE 20MA-3	U	TRFP	TSAS
020017B23K		TRAFFIC SIGNAL ASSEMBLIES, TYPE 20MA-1-1-OP	U	TRFP	TSAS
020017B23L		TRAFFIC SIGNAL ASSEMBLIES, TYPE 20TA-3	U	TRFP	TSAS
020017B23M		TRAFFIC SIGNAL ASSEMBLIES, TYPE 15TA-3-1-OP	U	TRFP	TSAS
020017B23S		TEMPORARY TRAFFIC SIGNAL SYSTEM, LOCATION NUMBER 3	LS	MNTC	TTSS
020017B23T		MASTER CONTROLLER	U	TRFP	TSAS
020017B24F		PEDESTAL ASSEMBLIES, TYPE J-2-W-2	U	TRFP	TSAS
020017B24J		TRAFFIC SIGNAL ASSEMBLIES, TYPE 20MA-4	U	TRFP	TSAS
020017B24L		TRAFFIC SIGNAL ASSEMBLIES, TYPE 20TA-4	U	TRFP	TSAS



New Jersey Department of Transportation
Capital Program Support
Spec Year 2001 Item List

06/02/2016


<u>Item Number</u>	<u>Alternate Item ID</u>	<u>Description</u>	<u>Units</u>	<u>Class</u>	<u>Type</u>
020017B24N		TRAFFIC SIGNAL MAST ARM, TYPE 25MK	U	TRFP	TSAS
020017B24S		TEMPORARY TRAFFIC SIGNAL SYSTEM, LOCATION NUMBER 4	LS	MNTC	TTSS
020017B25S		TEMPORARY TRAFFIC SIGNAL SYSTEM, LOCATION NUMBER 5	LS	MNTC	TTSS
020017B26G		PEDESTAL ASSEMBLIES, TYPE P-1-W-1-D	U	TRFP	TSAS
020017B26M		TRAFFIC SIGNAL ASSEMBLIES, TYPE 15TA-1-2-OP	U	TRFP	TSAS
020017B26N		TRAFFIC SIGNAL ASSEMBLIES, TYPE 25MK-1	U	TRFP	TSAS
020017B26P		TRAFFIC SIGNAL ASSEMBLIES, TYPE 25MK-1-OP	U	MNTC	TTSS
020017B26Q		TRAFFIC SIGNAL ASSEMBLIES, TYPE 25MK-1-1-OP	U	MNTC	TTSS
020017B26S		TEMPORARY TRAFFIC SIGNAL SYSTEM, LOCATION NUMBER 6	LS	MNTC	TTSS
020017B27M		TRAFFIC SIGNAL ASSEMBLIES, TYPE 15TA-2-2-OP	U	TRFP	TSAS
020017B27N		TRAFFIC SIGNAL ASSEMBLIES, TYPE 25MK-2	U	TRFP	TSAS
020017B27S		TEMPORARY TRAFFIC SIGNAL SYSTEM, LOCATION NUMBER 7	LS	MNTC	TTSS
020017B28M		TRAFFIC SIGNAL ASSEMBLIES, TYPE 15TA-1-3-OP	U	TRFP	TSAS
020017B28N		TRAFFIC SIGNAL ASSEMBLIES, TYPE 25MK-3	U	TRFP	TSAS
020017B28S		TEMPORARY TRAFFIC SIGNAL SYSTEM, LOCATION NUMBER 8	LS	MNTC	TTSS
020017B29N		TRAFFIC SIGNAL ASSEMBLIES, TYPE 25MK-4	U	TRFP	TSAS
020017B29S		TEMPORARY TRAFFIC SIGNAL SYSTEM, LOCATION NUMBER 9	LS	MNTC	TTSS
020017B30S		TEMPORARY TRAFFIC SIGNAL SYSTEM, LOCATION NUMBER 10	LS	MNTC	TTSS
020017B31B		OPTICOM CABLE	LF	TRFP	LDET
020017B31C		LOOP DETECTOR LEAD	LF	TRFP	LDET
020017B31D		OPTICOM DETECTORS	U	TRFP	LDET
020017B31E		METER CABINETS, TYPE TL	U	ELEC	MCAB
020017B31F		PEDESTAL ASSEMBLIES, TYPE P-1	U	TRFP	TSAS
020017B31G		PEDESTAL ASSEMBLIES, TYPE P-1-W-2-D	U	TRFP	TSAS
020017B31H		PEDESTRIAN SIGNAL ASSEMBLIES, TYPE W-1-UP	U	TRFP	TSAS
020017B31I		PUSH BUTTON STANDARDS	U	TRFP	TSAS
020017B31J		TRAFFIC SIGNAL ASSEMBLIES, TYPE 25MA-1	U	TRFP	TSAS
020017B31K		TRAFFIC SIGNAL ASSEMBLIES, TYPE 25MA-1-OP	U	TRFP	TSAS
020017B31L		TRAFFIC SIGNAL ASSEMBLIES, TYPE 25TA-1	U	TRFP	TSAS



New Jersey Department of Transportation
Capital Program Support
Spec Year 2001 Item List

06/02/2016


<u>Item Number</u>	<u>Alternate Item ID</u>	<u>Description</u>	<u>Units</u>	<u>Class</u>	<u>Type</u>
020017B31M		TRAFFIC SIGNAL ASSEMBLIES, TYPE 20TA-1-OP	U	TRFP	TSAS
020017B31O		TRAFFIC SIGNAL ASSEMBLIES, TYPE C-1	U	TRFP	TSAS
020017B31P		TRAFFIC SIGNAL CABLE, 10 CONDUCTOR	LF	TRFP	TSAS
020017B31Q		TRAFFIC SIGNAL STANDARDS, TYPE S	U	TRFP	TSAS
020017B31S		INTERIM TRAFFIC SIGNAL SYSTEM, LOCATION NUMBER 1	LS	MNTC	TTSS
020017B32E		METER CABINET, TYPE TL (T-15)	U	ELEC	MCAB
020017B32F		PEDESTAL ASSEMBLIES, TYPE P-2	U	TRFP	TSAS
020017B32J		TRAFFIC SIGNAL ASSEMBLIES, TYPE 25MA-2	U	TRFP	TSAS
020017B32K		TRAFFIC SIGNAL ASSEMBLIES, TYPE 25MA-2-OP	U	TRFP	TSAS
020017B32L		TRAFFIC SIGNAL ASSEMBLIES, TYPE 25TA-2	U	TRFP	TSAS
020017B32M		TRAFFIC SIGNAL ASSEMBLIES, TYPE 20TA-2-OP	U	TRFP	TSAS
020017B32O		TRAFFIC SIGNAL ASSEMBLIES, TYPE C-1-OP	U	TRFP	TSAS
020017B32S		INTERIM TRAFFIC SIGNAL SYSTEM, LOCATION NUMBER 2	LS	MNTC	TTSS
020017B33F		PEDESTAL ASSEMBLIES, TYPE P-3	U	TRFP	TSAS
020017B33J		TRAFFIC SIGNAL ASSEMBLIES, TYPE 25MA-3	U	TRFP	TSAS
020017B33K		TRAFFIC SIGNAL ASSEMBLIES, TYPE 25MA-1-1-OP	U	TRFP	TSAS
020017B33L		TRAFFIC SIGNAL ASSEMBLIES, TYPE 25TA-3	U	TRFP	TSAS
020017B33S		INTERIM TRAFFIC SIGNAL SYSTEM, LOCATION NUMBER 3	LS	MNTC	TTSS
020017B34F		PEDESTAL ASSEMBLIES, TYPE P-4	U	TRFP	TSAS
020017B34J		TRAFFIC SIGNAL ASSEMBLIES, TYPE 25MA-4	U	TRFP	TSAS
020017B34L		TRAFFIC SIGNAL ASSEMBLIES, TYPE 25TA-4	U	TRFP	TSAS
020017B34S		INTERIM TRAFFIC SIGNAL SYSTEM, LOCATION NUMBER 4	LS	MNTC	TTSS
020017B35S		INTERIM TRAFFIC SIGNAL SYSTEM, LOCATION NUMBER 5	LS	MNTC	TTSS
020017B36S		INTERIM TRAFFIC SIGNAL SYSTEM, LOCATION NUMBER 6	LS	MNTC	TTSS
020017B37S		INTERIM TRAFFIC SIGNAL SYSTEM, LOCATION NUMBER 7	LS	MNTC	TTSS
020017B38S		INTERIM TRAFFIC SIGNAL SYSTEM, LOCATION NUMBER 8	LS	MNTC	TTSS
020017B39S		INTERIM TRAFFIC SIGNAL SYSTEM, LOCATION NUMBER 9	LS	MNTC	TTSS
020017B40F		PEDESTAL ASSEMBLIES, TYPE P-1-W-1	U	TRFP	TSAS
020017B40L		TRAFFIC SIGNAL ASSEMBLIES, TYPE 25TAK-1	U	TRFP	TSAS



New Jersey Department of Transportation
Capital Program Support
Spec Year 2001 Item List

06/02/2016


<u>Item Number</u>	<u>Alternate Item ID</u>	<u>Description</u>	<u>Units</u>	<u>Class</u>	<u>Type</u>
020017B40P		CONCRETE IN SIGN STRUCTURE PEDESTALS	CY	TRFP	TSAS
020017B40S		INTERIM TRAFFIC SIGNAL SYSTEM, LOCATION NUMBER 10	LS	MNTC	TTSS
020017B41F		PEDESTAL ASSEMBLIES, TYPE P-2-W-1	U	TRFP	TSAS
020017B41J		TRAFFIC SIGNAL ASSEMBLIES, TYPE 30S-1	U	TRFP	TSAS
020017B41K		TRAFFIC SIGNAL ASSEMBLIES, TYPE 30S-1-OP	U	TRFP	TSAS
020017B41L		TRAFFIC SIGNAL ASSEMBLIES, TYPE 25TAK-2	U	TRFP	TSAS
020017B41M		TRAFFIC SIGNAL ASSEMBLIES, TYPE 20TA-1-1-OP	U	TRFP	TSAS
020017B41O		TRAFFIC SIGNAL ASSEMBLIES, TYPE MM-1	U	TRFP	TSAS
020017B41Q		TRAFFIC SIGNAL STANDARDS, TYPE K	U	TRFP	TSAS
020017B42F		PEDESTAL ASSEMBLIES, TYPE P-3-W-1	U	TRFP	TSAS
020017B42J		TRAFFIC SIGNAL ASSEMBLIES, TYPE 30S-2	U	TRFP	TSAS
020017B42K		TRAFFIC SIGNAL ASSEMBLIES, TYPE 30S-2-OP	U	TRFP	TSAS
020017B42M		TRAFFIC SIGNAL ASSEMBLIES, TYPE 20TA-2-1-OP	U	TRFP	TSAS
020017B42O		TRAFFIC SIGNAL ASSEMBLIES, TYPE MM-1-OP	U	TRFP	TSAS
020017B43K		TRAFFIC SIGNAL ASSEMBLIES, TYPE 30S-1-1-OP	U	TRFP	TSAS
020017B43M		TRAFFIC SIGNAL ASSEMBLIES, TYPE 20TA-3-1-OP	U	TRFP	TSAS
020017B43Q		TRAFFIC SIGNAL STANDARDS, TYPE KE	U	TRFP	TSAS
020017B46M		TRAFFIC SIGNAL ASSEMBLIES, TYPE 20TA-1-2-OP	U	TRFP	TSAS
020017B47M		TRAFFIC SIGNAL ASSEMBLIES, TYPE 20TA-2-2-OP	U	TRFP	TSAS
020017B48M		TRAFFIC SIGNAL ASSEMBLIES, TYPE 20TA-1-3-OP	U	TRFP	TSAS
020017B51F		PEDESTAL ASSEMBLIES, TYPE P-1-W-2	U	TRFP	TSAS
020017B51J		TRAFFIC SIGNAL ASSEMBLIES, TYPE 35S-1	U	TRFP	TSAS
020017B51K		TRAFFIC SIGNAL ASSEMBLIES, TYPE 35S-1-OP	U	TRFP	TSAS
020017B51M		TRAFFIC SIGNAL ASSEMBLIES, TYPE 25TA-1-OP	U	TRFP	TSAS
020017B52F		PEDESTAL ASSEMBLIES, TYPE P-2-W-2	U	TRFP	TSAS
020017B52J		TRAFFIC SIGNAL ASSEMBLIES, TYPE 35S-2	U	TRFP	TSAS
020017B52K		TRAFFIC SIGNAL ASSEMBLIES, TYPE 35S-2-OP	U	TRFP	TSAS
020017B52M		TRAFFIC SIGNAL ASSEMBLIES, TYPE 25TA-2-OP	U	TRFP	TSAS
020017B53K		TRAFFIC SIGNAL ASSEMBLIES, TYPE 35S-1-1-OP	U	TRFP	TSAS



New Jersey Department of Transportation
Capital Program Support
Spec Year 2001 Item List

06/02/2016

<u>Item Number</u>	<u>Alternate</u> <u>Item ID</u>	<u>Description</u>	<u>Units</u>	<u>Class</u>	<u>Type</u>
020017B53M		TRAFFIC SIGNAL ASSEMBLIES, TYPE 25TA-1-1-OP	U	TRFP	TSAS
020017B56M		TRAFFIC SIGNAL ASSEMBLIES, TYPE 25TA-2-1-OP	U	TRFP	TSAS
020017B57M		TRAFFIC SIGNAL ASSEMBLIES, TYPE 25TA-3-1-OP	U	TRFP	TSAS
020017B58M		TRAFFIC SIGNAL ASSEMBLIES, TYPE 25TA-1-2-OP	U	TRFP	TSAS
020017B60F		PEDESTAL ASSEMBLIES, TYPE PW-1	U	TRFP	TSAS
020017B60M		TRAFFIC SIGNAL ASSEMBLIES, TYPE 25TA-2-2-OP	U	TRFP	TSAS
020017B61F		PEDESTAL ASSEMBLIES, TYPE PW-2	U	TRFP	TSAS
020017B61H		TRAFFIC SIGNAL ASSEMBLIES, TYPE 40S, RED SIGNAL AHEAD SIGN	U	TRFP	TSAS
020017B61J		TRAFFIC SIGNAL ASSEMBLIES, TYPE 40S-1	U	TRFP	TSAS
020017B61K		TRAFFIC SIGNAL ASSEMBLIES, TYPE 40S-1-OP	U	TRFP	TSAS
020017B61M		TRAFFIC SIGNAL ASSEMBLIES, TYPE 25TA-1-3-OP	U	TRFP	TSAS
020017B62F		PEDESTAL ASSEMBLIES, TYPE PW-3	U	TRFP	TSAS
020017B62J		TRAFFIC SIGNAL ASSEMBLIES, TYPE 40S-2	U	TRFP	TSAS
020017B62K		TRAFFIC SIGNAL ASSEMBLIES, TYPE 40S-2-OP	U	TRFP	TSAS
020017B63J		TRAFFIC SIGNAL ASSEMBLIES, TYPE 45S-1	U	TRFP	TSAS
020017B63K		TRAFFIC SIGNAL ASSEMBLIES, TYPE 40S-1-1-OP	U	TRFP	TSAS
020017B64J		TRAFFIC SIGNAL ASSEMBLIES, TYPE 45S-2	U	TRFP	TSAS
020017B70F		PEDESTAL ASSEMBLIES, TYPE P-1-OP	U	TRFP	TSAS
020017B71F		PEDESTAL ASSEMBLIES, TYPE P-2-OP	U	TRFP	TSAS
020017B71K		TRAFFIC SIGNAL ASSEMBLIES, TYPE 45S-1-OP	U	TRFP	TSAS
020017B72K		TRAFFIC SIGNAL ASSEMBLIES, TYPE 45S-2-OP	U	TRFP	TSAS
020017B73S	NS	SMART WALK SYSTEM REMOVAL	LS	TRFP	MISC
020017B74S	NS	STOP BEACON ASSEMBLY	U	TRFP	MISC
020017B75F	NS	FLASHER ASSEMBLY	U	TRFP	MISC
020017B76F		PEDESTAL ASSEMBLIES, TYPE P-3-W-2	U	TRFP	TSAS
020017B76K		TRAFFIC SIGNAL ASSEMBLIES, TYPE 45S-1-1-OP	U	TRFP	TSAS
020017B80F		PEDESTAL ASSEMBLIES, TYPE P-1-D	U	TRFP	TSAS
020017B81F		PEDESTAL ASSEMBLIES, TYPE P-2-D	U	TRFP	TSAS
020017B81K		TRAFFIC SIGNAL ASSEMBLIES, TYPE 50S-1	U	TRFP	TSAS



New Jersey Department of Transportation
Capital Program Support
Spec Year 2001 Item List

06/02/2016

<u>Item Number</u>	<u>Alternate Item ID</u>	<u>Description</u>	<u>Units</u>	<u>Class</u>	<u>Type</u>
020017B81L		TRAFFIC SIGNAL ASSEMBLIES, TYPE 50S-1-1-OP	U	TRFP	TSAS
020017B82F		PEDESTAL ASSEMBLIES, TYPE P-3-D	U	TRFP	TSAS
020017B82K		TRAFFIC SIGNAL ASSEMBLIES, TYPE 50S-2	U	TRFP	TSAS
020017B83F		PEDESTAL ASSEMBLIES, TYPE P-4-D	U	TRFP	TSAS
020017B88K		TRAFFIC SIGNAL ASSEMBLIES, TYPE 55S-1	U	TRFP	TSAS
020017B88L		TRAFFIC SIGNAL ASSEMBLIES, TYPE 55S-1-1-OP	U	TRFP	TSAS
020017B89K		TRAFFIC SIGNAL ASSEMBLIES, TYPE 55S-2	U	TRFP	TSAS
020017B90F		PEDESTAL ASSEMBLIES, TYPE P-1-W-1-D	U	TRFP	TSAS
020017B91F		PEDESTAL ASSEMBLIES, TYPE P-1-W-2-D	U	TRFP	TSAS
020017B92K		TRAFFIC SIGNAL ASSEMBLIES, TYPE 60S-1	U	TRFP	TSAS
020017B93K		TRAFFIC SIGNAL ASSEMBLIES, TYPE 60S-2	U	TRFP	TSAS
020017B96K		TRAFFIC SIGNAL ASSEMBLIES, TYPE 65S-1	U	TRFP	TSAS
020017B97K		TRAFFIC SIGNAL ASSEMBLIES, TYPE 65S-2	U	TRFP	TSAS
020017B98F		FLASHING SCHOOL SPEED LIMIT SIGN ASSEMBLY	U	TRFP	TSAS
020017B99M		TRAFFIC SIGNAL ASSEMBLIES, TYPE 25TA-1-2-OP	U	TRFP	TSAS
020017C01C		LIGHTING PANEL	U	LTNG	LASM
020017C01E		LIGHTING STANDARD ASSEMBLIES, TYPE L-8A-S	U	LTNG	LSAS
020017C02B		RELOCATE LIGHTING STANDARD ASSEMBLY	U	LTNG	LASM
020017C06E		LIGHTING STANDARD ASSEMBLIES, TYPE L-8-S-SB	U	LTNG	LSAS
020017C10T		DECORATIVE LIGHTING STANDARD ASSEMBLIES, TYPE 250 HPS (SINGLE LARGE TEARDROP)	U	LTNG	LASM
020017C11A		LIGHTING STANDARD ASSEMBLIES, TYPE _____	U	LTNG	LSAS
020017C11C		LIGHTING ASSEMBLIES, TYPE L-R-X	U	LTNG	LASM
020017C11E		LIGHTING STANDARD ASSEMBLIES, TYPE L-8-S-T	U	LTNG	LSAS
020017C12A		LIGHTING STANDARD ASSEMBLIES, TYPE L-O-18-BM-X	U	LTNG	LASM
020017C12B		LIGHTING STANDARD ASSEMBLIES, TYPE L-O-20-GM-X	U	LTNG	LASM
020017C13A		LIGHTING ASSEMBLIES, TYPE _____	U	LTNG	LASM
020017C13C		LIGHTING ASSEMBLIES, TYPE L-R-CF-X	U	LTNG	LASM
020017C16E		LIGHTING STANDARD ASSEMBLIES, TYPE L-8-S-40	U	LTNG	LSAS
020017C21A		LIGHTING ARM ASSEMBLIES, TYPE _____	U	LTNG	LAAS



New Jersey Department of Transportation
Capital Program Support
Spec Year 2001 Item List

06/02/2016


<u>Item Number</u>	<u>Alternate Item ID</u>	<u>Description</u>	<u>Units</u>	<u>Class</u>	<u>Type</u>
020017C21B		8" X 8" X 6" CAST JUNCTION BOXES	U	ELEC	CAJB
020017C21D		LIGHTING ARM ASSEMBLIES, TYPE L-8A	U	LTNG	LAAS
020017C21E		LIGHTING STANDARD ASSEMBLIES, TYPE L-8-X	U	LTNG	LSAS
020017C21G		LIGHTING STANDARD ASSEMBLIES, TYPE L-E-S-40	U	LTNG	LSAS
020017C21H		METER CABINETS, TYPE 1M	U	ELEC	MCAB
020017C21I		INTERIM LIGHTING SYSTEM	LS	MNTC	THLS
020017C21J		LIGHTING STANDARD ASSEMBLIES, TYPE L-R	U	LTNG	LSAS
020017C21K		UNDERDECK LIGHTING ASSEMBLIES, TYPE W	U	LTNG	LSAS
020017C21L		TEMPORARY HIGHWAY LIGHTING SYSTEM	LS	MNTC	THLS
020017C21M		UNDERDECK LIGHTING ASSEMBLIES, TYPE L-U-A-S	U	LTNG	LSAS
020017C21N		UNDERDECK LIGHTING ASSEMBLIES, TYPE L-U-W-S	U	LTNG	LSAS
020017C21O		UNDERDECK LIGHTING ASSEMBLIES, TYPE L-R-U	U	LTNG	LSAS
020017C22C		LIGHTING ASSEMBLIES, TYPE L-R-40-X	U	LTNG	LASM
020017C22D		LIGHTING ARM ASSEMBLIES, TYPE L-8A-CF	U	LTNG	LAAS
020017C22G		LIGHTING STANDARD ASSEMBLIES, TYPE L-E-S-40-X	U	LTNG	LSAS
020017C22L		PARKING LOT LIGHTING	LS	LTNG	MISC
020017C23C		LIGHTING ASSEMBLIES, TYPE L-R-40-Y	U	LTNG	LASM
020017C23E		LIGHTING STANDARD ASSEMBLIES, TYPE L-8-SB-X	U	LTNG	LSAS
020017C23G		LIGHTING STANDARD ASSEMBLIES, TYPE L-E-S-40-Y	U	LTNG	LSAS
020017C24D		LIGHTING ARM ASSEMBLIES, TYPE L-8A-V	U	LTNG	LAAS
020017C24G		LIGHTING ARM ASSEMBLIES, TYPE L-15-SA-V	U	LTNG	LAAS
020017C25C		LIGHTING ASSEMBLIES, TYPE L-R-40-CF-X	U	LTNG	LASM
020017C25H		METER CABINET, TYPE M	U	ELEC	MCAB
020017C26C		LIGHTING ASSEMBLIES, TYPE L-R-40-CF-Y	U	LTNG	LASM
020017C26E		LIGHTING STANDARD ASSEMBLIES, TYPE L-8-T-X	U	LTNG	LSAS
020017C26H		METER CABINETS, TYPE 1M-MC	U	ELEC	MCAB
020017C28E		LIGHTING STANDARD ASSEMBLIES, TYPE L-8-V-X	U	LTNG	LSAS
020017C30E		LIGHTING STANDARD ASSEMBLIES, TYPE L-8-40-X	U	LTNG	LSAS
020017C30F		SIGN LIGHTING ASSEMBLY, OHSS NO. 1	LS	LTNG	LSAS



New Jersey Department of Transportation
Capital Program Support
Spec Year 2001 Item List

06/02/2016

<u>Item Number</u>	<u>Alternate Item ID</u>	<u>Description</u>	<u>Units</u>	<u>Class</u>	<u>Type</u>
020017C31B		12" X 10" X 8" CAST JUNCTION BOXES	U	ELEC	CAJB
020017C31D		LIGHTING ARM ASSEMBLIES, TYPE L-15A	U	LTNG	LAAS
020017C31E		LIGHTING STANDARD ASSEMBLIES, TYPE L-8-40-Y	U	LTNG	LSAS
020017C31F		SIGN LIGHTING ASSEMBLY, CSS NO. 1	LS	LTNG	LSAS
020017C31J		LIGHTING STANDARD ASSEMBLIES, TYPE L-R-40	U	LTNG	LSAS
020017C31K		UNDERDECK LIGHTING ASSEMBLIES, TYPE P	U	LTNG	LSAS
020017C32C		LIGHTING ARM ASSEMBLIES, TYPE L-15A-S	U	LTNG	LAAS
020017C32D		LIGHTING ARM ASSEMBLIES, TYPE L-15A-CF	U	LTNG	LAAS
020017C32F		SIGN LIGHTING ASSEMBLY, CSS NO. 2	LS	LTNG	LSAS
020017C33E		LIGHTING STANDARD ASSEMBLIES, TYPE L-8-40-SB-X	U	LTNG	LSAS
020017C33F		SIGN LIGHTING ASSEMBLY, CSS NO. 3	LS	LTNG	LSAS
020017C34A		LIGHTING ASSEMBLIES, TYPE L-MG-X	U	LTNG	LASM
020017C34B		LIGHTING ASSEMBLIES, TYPE L-MG-CF-X	U	LTNG	LASM
020017C34C		LIGHTING ASSEMBLIES, TYPE L-R-E-26-X	U	LTNG	LASM
020017C34D		LIGHTING ARM ASSEMBLIES, TYPE L-15A-V	U	LTNG	LAAS
020017C34E		LIGHTING STANDARD ASSEMBLIES, TYPE L-8-40-SB-Y	U	LTNG	LSAS
020017C34F		LIGHTING STANDARD ASSEMBLIES, TYPE L-15-V-X	U	LTNG	LSAS
020017C34G		LIGHTING STANDARD ASSEMBLIES, TYPE L-MG-X	U	LTNG	LSAS
020017C35B		LIGHTING ARM ASSEMBLIES, TYPE L-20SA-CF	U	LTNG	LAAS
020017C36B		LIGHTING ARM ASSEMBLIES, TYPE L-8SA-CF	U	LTNG	LAAS
020017C36D		LIGHTING STANDARD ASSEMBLIES, TYPE L-8A	U	LTNG	LSAS
020017C36E		LIGHTING STANDARD ASSEMBLIES, TYPE L-8-40-T-X	U	LTNG	LSAS
020017C36F		LIGHTING STANDARD ASSEMBLIES, TYPE L-8-40-V-X	U	LTNG	LSAS
020017C36H		METER CABINETS, TYPE 2M-MC	U	ELEC	MCAB
020017C37C		LIGHTING ASSEMBLIES, TYPE L-R-E-26-Y	U	LTNG	LASM
020017C37E		LIGHTING STANDARD ASSEMBLIES, TYPE L-8-40-T-Y	U	LTNG	LSAS
020017C40K		SIGN LIGHTING ASSEMBLY	LS	LTNG	LSAS
020017C41D		LIGHTING STANDARD ASSEMBLIES, TYPE L-8-SB	U	LTNG	LSAS
020017C41E		LIGHTING STANDARD ASSEMBLIES, TYPE L-15-X	U	LTNG	LSAS



New Jersey Department of Transportation
Capital Program Support
Spec Year 2001 Item List

06/02/2016


<u>Item Number</u>	<u>Alternate Item ID</u>	<u>Description</u>	<u>Units</u>	<u>Class</u>	<u>Type</u>
020017C41G		LIGHTING STANDARD ASSEMBLIES, TYPE L-R-U	U	LTNG	LSAS
020017C41J		LIGHTING STANDARD ASSEMBLIES, TYPE L-R-E	U	LTNG	LSAS
020017C41K		SIGN LIGHTING ASSEMBLY, STRUCTURE NO. 1	LS	LTNG	LSAS
020017C42K		SIGN LIGHTING ASSEMBLY, STRUCTURE NO. 2	LS	LTNG	LSAS
020017C43E		LIGHTING STANDARD ASSEMBLIES, TYPE L-15-SB-X	U	LTNG	LSAS
020017C43K		SIGN LIGHTING ASSEMBLY, STRUCTURE NO. 3	LS	LTNG	LSAS
020017C44K		SIGN LIGHTING ASSEMBLY, STRUCTURE NO. 4	LS	LTNG	LSAS
020017C45C		LIGHTING ASSEMBLIES, TYPE L-R-E-40-Y	U	LTNG	LASM
020017C45H		METER CABINETS, TYPE L	U	ELEC	MCAB
020017C45K		SIGN LIGHTING ASSEMBLY, STRUCTURE NO. 5	LS	LTNG	LSAS
020017C45M		MODIFY SIGN LIGHTING ASSEMBLY	LS	LTNG	LSAS
020017C46D		LIGHTING STANDARD ASSEMBLIES, TYPE L-8-T	U	LTNG	LSAS
020017C46E		LIGHTING STANDARD ASSEMBLIES, TYPE L-15-T-X	U	LTNG	LSAS
020017C46K		SIGN LIGHTING ASSEMBLY, STRUCTURE NO. 6	LS	LTNG	LSAS
020017C47C		LIGHTING ASSEMBLIES, TYPE L-R-E-40-Z	U	LTNG	LASM
020017C47F		LIGHTING ASSEMBLIES, TYPE L-MG-S-SC-X	U	LTNG	LASM
020017C47H		LIGHTING ASSEMBLIES, TYPE L-MG-S-X	U	LTNG	LASM
020017C47K		LIGHTING STANDARD ASSEMBLIES, TYPE L-15T-40-CF-X	U	LTNG	LASM
020017C47N		LIGHTING STANDARD ASSEMBLIES, TYPE L-MG-40-S-X	U	LTNG	LASM
020017C47Q		LIGHTING STANDARD ASSEMBLIES, TYPE L-MG-S-X	U	LTNG	LASM
020017C48E		LIGHTING STANDARD ASSEMBLIES, TYPE L-15-V-Y	U	LTNG	LSAS
020017C48K		SIGN LIGHTING ASSEMBLY, LUMITRAK	U	LTNG	LSAS
020017C50E		LIGHTING STANDARD ASSEMBLIES, TYPE L-15-40-X	U	LTNG	LSAS
020017C51D		LIGHTING STANDARD ASSEMBLIES, TYPE L-8-40	U	LTNG	LSAS
020017C51E		LIGHTING STANDARD ASSEMBLIES, TYPE L-15-40-Y	U	LTNG	LSAS
020017C53E		LIGHTING STANDARD ASSEMBLIES, TYPE L-15-40-SB-X	U	LTNG	LSAS
020017C54E		LIGHTING STANDARD ASSEMBLIES, TYPE L-15-40-SB-Y	U	LTNG	LSAS
020017C56D		LIGHTING STANDARD ASSEMBLIES, TYPE L-8-40-SB	U	LTNG	LSAS
020017C56E		LIGHTING STANDARD ASSEMBLIES, TYPE L-15-5-40-5B	U	LTNG	LSAS



New Jersey Department of Transportation
Capital Program Support
Spec Year 2001 Item List

06/02/2016


<u>Item Number</u>	<u>Alternate Item ID</u>	<u>Description</u>	<u>Units</u>	<u>Class</u>	<u>Type</u>
020017C56H		METER CABINETS, TYPE P-AVC	U	ELEC	FOND
020017C57B		LIGHT FIXTURES, TYPE B	U	LTNG	LASM
020017C57S		LIGHT FIXTURES, TYPE S	U	LTNG	LASM
020017C61C		LIGHTING ASSEMBLIES, TYPE L-R-U	U	LTNG	LASM
020017C61D		LIGHTING STANDARD ASSEMBLIES, TYPE L-8-40-T	U	LTNG	LSAS
020017C61E		LIGHTING STANDARD ASSEMBLIES, TYPE L-8-CF-X	U	LTNG	LSAS
020017C63C		LIGHTING ASSEMBLIES, TYPE L-R-V-X	U	LTNG	LASM
020017C63D		LIGHTING ASSEMBLIES, TYPE L-R-MG-S-X	U	LTNG	LASM
020017C63E		LIGHTING STANDARD ASSEMBLIES, TYPE L-8-SB-CF-X	U	LTNG	LSAS
020017C63F		LIGHTING ARM ASSEMBLIES, TYPE L-8-SB-CF-Y	U	LTNG	LAAS
020017C65C		LIGHTING ASSEMBLIES, TYPE L-R-U-W	U	LTNG	LASM
020017C66D		LIGHTING STANDARD ASSEMBLIES, TYPE L-15	U	LTNG	LSAS
020017C66E		LIGHTING STANDARD ASSEMBLIES, TYPE L-8-T-CF-X	U	LTNG	LSAS
020017C67C		LIGHTING ASSEMBLIES, TYPE L-R-U-P	U	LTNG	LASM
020017C70E		LIGHTING STANDARD ASSEMBLIES, TYPE L-8-40-CF-X	U	LTNG	LSAS
020017C71D		LIGHTING STANDARD ASSEMBLIES, TYPE L-15A	U	LTNG	LSAS
020017C71E		LIGHTING STANDARD ASSEMBLIES, TYPE L-8-40-CF-Y	U	LTNG	LSAS
020017C73E		LIGHTING STANDARD ASSEMBLIES, TYPE L-8-40-SB-CF-X	U	LTNG	LSAS
020017C74E		LIGHTING STANDARD ASSEMBLIES, TYPE L-8-40-SB-CF-Y	U	LTNG	LSAS
020017C76D		LIGHTING STANDARD ASSEMBLIES, TYPE L-15-SB	U	LTNG	LSAS
020017C76E		LIGHTING STANDARD ASSEMBLIES, TYPE L-8-40-T-CF-X	U	LTNG	LSAS
020017C77E		LIGHTING STANDARD ASSEMBLIES, TYPE L-8-40-T-CF-Y	U	LTNG	LSAS
020017C79E		LIGHTING STANDARD ASSEMBLIES, TYPE L-E-S-45	U	LTNG	LSAS
020017C81D		LIGHTING STANDARD ASSEMBLIES, TYPE L-15-T	U	LTNG	LSAS
020017C81E		LIGHTING STANDARD ASSEMBLIES, TYPE L-15-CF-X	U	LTNG	LSAS
020017C82C		LIGHTING STANDARD ASSEMBLIES, TYPE L-15-T-SB-X	U	LTNG	LSAS
020017C82D		LIGHTING ARM ASSEMBLIES, TYPE L-15-SA-CF	U	LTNG	LAAS
020017C83E		LIGHTING STANDARD ASSEMBLIES, TYPE L-15-SB-CF-X	U	LTNG	LSAS
020017C84E		LIGHTING STANDARD ASSEMBLIES, TYPE L-E-S-K-X	U	LTNG	LSAS



New Jersey Department of Transportation
Capital Program Support
Spec Year 2001 Item List

06/02/2016


<u>Item Number</u>	<u>Alternate Item ID</u>	<u>Description</u>	<u>Units</u>	<u>Class</u>	<u>Type</u>
020017C85E		LIGHTING STANDARD ASSEMBLIES, TYPE L-E-S-K-Y	U	LTNG	LSAS
020017C86D		LIGHTING STANDARD ASSEMBLIES, TYPE L-15-40	U	LTNG	LSAS
020017C86E		LIGHTING STANDARD ASSEMBLIES, TYPE L-15-T-CF-X	U	LTNG	LSAS
020017C90E		LIGHTING STANDARD ASSEMBLIES, TYPE L-15-40-CF-X	U	LTNG	LSAS
020017C91D		LIGHTING STANDARD ASSEMBLIES, TYPE L-15-40-SB	U	LTNG	LSAS
020017C91E		LIGHTING STANDARD ASSEMBLIES, TYPE L-15-40-CF-Y	U	LTNG	LSAS
020017C93E		LIGHTING STANDARD ASSEMBLIES, TYPE L-15-40-SB-CF-X	U	LTNG	LSAS
020017C94E		LIGHTING STANDARD ASSEMBLIES, TYPE L-15-40-SB-CF-Y	U	LTNG	LSAS
020017C96D		LIGHTING STANDARD ASSEMBLIES, TYPE L-8-S	U	LTNG	LSAS
020017C96E		LIGHTING STANDARD ASSEMBLIES, TYPE L-R-E-26-X	U	LTNG	LSAS
020017C96F		LIGHTING STANDARD ASSEMBLIES, TYPE L-MN-40-Y	U	LTNG	LSAS
020017C96G		LIGHTING STANDRAD ASSEMBLIES, TYPE L-MN-26-X	U	LTNG	LSAS
020017C97A		NJTA LIGHTING STANDARD ASSEMBLIES, TYPE L-MG-26-W-P2	U	LTNG	LSAS
020017C97B		NJTA LIGHTING STANDARD ASSEMBLIES, TYPE L-MG-26-SB-W-P2	U	LTNG	LSAS
020017C97C		NJTA LIGHTING STANDARD ASSEMBLIES, TYPE L-MG-40-X-P2	U	LTNG	LSAS
020017C97D		NJTA LIGHTING STANDARD ASSEMBLIES, TYPE L-MG-40-SB-X-P2	U	LTNG	LSAS
020017C97E		NJTA LIGHTING STANDARD ASSEMBLIES, TYPE L-MG-40-Y-P2	U	LTNG	LSAS
020017C97F		NJTA LIGHTING STANDARD ASSEMBLIES, TYPE L-MG-40-SB-Y-P2	U	LTNG	LSAS
020017C97G		NJTA LIGHTING STANDARD ASSEMBLIES, TYPE L-MG-40-X-P3	U	LTNG	LSAS
020017C97H		NJTA LIGHTING STANDARD ASSEMBLIES, TYPE L-MG-40-SB-X-P3	U	LTNG	LSAS
020017C97I		NJTA LIGHTING STANDARD ASSEMBLIES, TYPE L-MG-40-Y-P3	U	LTNG	LSAS
020017C97J		NJTA LIGHTING STANDARD ASSEMBLIES, TYPE L-MG-40-SB-Y-P3	U	LTNG	LSAS
020017C97K		NJTA LIGHTING STANDARD ASSEMBLIES, TYPE L-MG-40-X-P4	U	LTNG	LSAS
020017C97L		NJTA LIGHTING STANDARD ASSEMBLIES, TYPE L-MG-40-SB-X-P4	U	LTNG	LSAS
020017C97M		NJTA LIGHTING STANDARD ASSEMBLIES, TYPE L-MG-40-Y-P4	U	LTNG	LSAS
020017C97N		NJTA LIGHTING STANDARD ASSEMBLIES, TYPE L-MG-40-SB-Y-P4	U	LTNG	LSAS
020017C97O		NJTA LIGHTING STANDARD ASSEMBLIES, TYPE L-MG-40-Z-P4	U	LTNG	LSAS
020017C97P		NJTA LIGHTING STANDARD ASSEMBLIES, TYPE L-R-E-49-SB-Z	U	LTNG	LSAS
020017C97Q		NJTA LIGHTING STANDARD ASSEMBLIES, TYPE L-MG-W-P2	U	LTNG	LSAS



New Jersey Department of Transportation
Capital Program Support
Spec Year 2001 Item List

06/02/2016


<u>Item Number</u>	<u>Alternate</u> <u>Item ID</u>	<u>Description</u>	<u>Units</u>	<u>Class</u>	<u>Type</u>
020017C97R		NJTA LIGHTING STANDARD ASSEMBLIES, TYPE L-MG-W-P3	U	LTNG	LSAS
020017C98A		NJTA LIGHTING ARM ASSEMBLIES, TYPE L-MG-W-P2	U	LTNG	LAAS
020017C98B		NJTA LIGHTING ARM ASSEMBLIES, TYPE L-MG-W-P3	U	LTNG	LAAS
020017D21A		TOWER LIGHTING STANDARD ASSEMBLIES, TYPE TL-100-8	U	LTNG	LSAS
020017D21D		METER CABINETS, TYPE L	LS	ELEC	LSAS
020017F01A		REAL TIME SYSTEM DMS	MO	ITS	CCTV
020017F02A		REAL TIME SYSTEM EXTENSION	MO	ITS	CCTV
020017F03A		REAL TIME WORK ZONE TRAFFIC SYSTEM	LS	ITS	CCTV
020017F04A		ADDITIONAL REAL-TIME CUE TRAILERS	MO	ITS	CCTV
020017F05A		COMMUNICATIONS HUB	LS	ITS	CCTV
020017F05B	NS	COMMUNICATION CABLE	LF	ITS	CCTV
020017F05C		CONTROLLED TRAFFIC SIGNAL SYSTEM (CTSS) INTEGRATION	LS	ITS	CCTV
020017F06E		ETHERNET SWITCH	U	ITS	CCTV
020017F10B		RELOCATE CCTV CAMERA ASSEMBLY	U	ITS	CCTV
020017F10C		MODIFY CCTV CAMERA ASSEMBLY	LS	ITS	CCTV
020017F11M		MEDIA CONVERTER	U	ITS	CCTV
020017F12B		3-1.25 FELXIBLE NONMETALLIC CONDUIT	LF	ITS	CCTV
020017F12F		FIBER OPTIC CABLE, TYPE F	LF	ITS	CCTV
020017F13A		FIBER OPTIC CABLE, TYPE A	LF	ITS	CCTV
020017F13B		FIBER OPTIC CABLE, TYPE B	LF	ITS	CCTV
020017F13D		FIBER OPTIC CABLE, TYPE D	LF	ITS	CCTV
020017F13E		FIBER OPTIC CABLE, TYPE E	LF	ITS	CCTV
020017F13F		FIBER OPTIC TERMINATION CABLE (8 FIBER)	LF	ITS	CCTV
020017F13H		FIBER OPTIC DISTRIBUTION CABLE (36 FIBER)	LF	ITS	CCTV
020017F13T		FIBER OPTIC TRUNK CABLE (48 FIBER)	LF	ITS	CCTV
020017F13U		FIBER OPTIC CROSS CONNECT CABINET	LS	ITS	CCTV
020017F13W		FIBER OPTIC SPLICE	U	ITS	CCTV
020017F15R		ROADWAY SURFACE SENSOR	U	ITS	CCTV
020017F15S		SUBSURFACE SENSOR	U	ITS	CCTV



New Jersey Department of Transportation
Capital Program Support
Spec Year 2001 Item List

06/02/2016


<u>Item Number</u>	<u>Alternate</u> <u>Item ID</u>	<u>Description</u>	<u>Units</u>	<u>Class</u>	<u>Type</u>
020017F15W		WIRELESS ROAD SENSOR	LS	ITS	CCTV
020017F16G		CCTV CAMERA CONTROLLER ASSEMBLY, TYPE 40	U	ITS	CCTV
020017F16W		CCTV WIRELESS BRIDGE	LS	ITS	CCTV
020017F17B		CCTV CONTROLLER CABINET	U	ITS	CCTV
020017F17C		CONTROLLER, CAMERA	U	ITS	CCTV
020017F17D		CAMERA	U	ITS	CCTV
020017F17E		CAMERA STANDARD, TYPE A	U	ITS	CCTV
020017F17F		CAMERA STANDARD, TYPE 75	U	ITS	CCTV
020017F17G		CCTV CONTROLLER MODIFICATIONS	LS	ITS	CCTV
020017F17H		CCTV STATIC I.P. COMMUNICATION SYSTEM	LS	ITS	CCTV
020017F17I		CAMERA STANDARD, TYPE 40	U	ITS	CCTV
020017F17T		TERMINATION CABLE	LF	ELEC	TSAS
020017F18D	NS	FOUNDATION DMS TYPE A	U	ITS	CCTV
020017F18E		FOUNDATION, TYPE CCTV	U	ITS	CCTV
020017F18F		FOUNDATION CSS, TYPE A	U	ITS	CCTV
020017F18G		FOUNDATION DMS, TYPE B	U	ITS	CCTV
020017F18M		MODIFY LOAD CENTER, ITS HUT	LS	ITS	CCTV
020017F18N		CCTV CONSTROL CENTER SYSTEM	LS	ITS	CCTV
020017F19A	NS	DMS STANDARD TYPE A	U	ITS	CCTV
020017F19B		DMS STANDARD, TYPE B	U	ITS	CCTV
020017F19D		DMS SIGN WITH CONTROLLER-INSTALL	U	ITS	CCTV
020017F19E		INSTALL DMS ASSEMBLY, TYPE FRONT ACCESS	U	ITS	CCTV
020017F19F		INSTALL DMS ASSEMBLY, TYPE WALK-IN	U	ITS	CCTV
020017F20A		TTS DETECTOR, TYPE A	U	ITS	CCTV
020017F20B		VIDEO DETECTOR	LS	ITS	CCTV
020017F20C		VIDEO AND POWER CABLES	LS	ITS	CCTV
020017F20V		VIDEO DETECTION SYSTEM	LS	ITS	CCTV
020017F21A		CONTROLLER, TTS	U	ITS	CCTV
020017F21B		CONTROLLER, TYPE DMS	U	ITS	CCTV



New Jersey Department of Transportation
Capital Program Support
Spec Year 2001 Item List

06/02/2016

<u>Item Number</u>	<u>Alternate</u> <u>Item ID</u>	<u>Description</u>	<u>Units</u>	<u>Class</u>	<u>Type</u>
020017F21C		CONTROL CENTER SYSTEM	LS	ITS	CCTV
020017F22B		DMS CONTROLLER MODIFICATIONS	LS	ITS	CCTV
020017F22C		DMS CONTROLLER MODIFICATIONS	U	ITS	CCTV
020017F22D		TTS CONTROLLER MODIFICATIONS	U	ITS	CCTV
020017F23B		DMS SIGN	U	ITS	CCTV
020017F24A		INTEGRATE DMS INTO MIST	U	ITS	CCTV
020017F25M		MODIFICATIONS TO HUB AND STOC	LS	ITS	CCTV
020017F29P		PIEZOELECTRIC SENSOR	U	ITS	MISC
020017F30A		WIM ROADWAY DEVICES, 2-LANES	U	ITS	CCTV
020017F30F		WIM ROADWAY DEVICES, 6-LANES	U	ITS	CCTV
020017F30H	NS	ROADWAY DEVICES, WIM	U	ITS	MISC
020017F30J		ROADSIDE DEVICES, WIM	U	ITS	MISC
020017F31A		CONTROLLER WIM, 6-LANES	U	ITS	CCTV
020017F31B		CONTROLLER, WIM	U	ITS	MISC
020017F31C		CONTROLLER, TVS	U	ITS	MISC
020017F31H		ROADWAY DEVICES, VWS	U	ITS	MISC
020017F31T		TEMPERATURE SENSOR, WIM	U	ITS	MISC
020017F32A		INTEGRATE CCTV CAMERA INTO MIST	U	ITS	CCTV
020017F32B		INTEGRATE CCTV CAMERA INTO NEXTIVA	U	ITS	CCTV
020017F32J		ROADSIDE DEVICES, TVS	U	ITS	MISC
020017F33D		READER ASSEMBLY	LS	ITS	CCTV
020017F33G		TERMINAL SERVER	U	ITS	CCTV
020017F33H		PORT SHARER	U	ITS	CCTV
020017F34L		MODIFY LOAD CENTER 'MR'	LS	ITS	CCTV
020017F35M		MPEG 4 VIDEO DECODER	U	ITS	CCTV
020017F36M		MPEG 4 VIDEO ENCODER	U	ITS	CCTV
020017F40T		TELEPHONE SERVICE, ITS FACILITIES	LS	ITS	CCTV
020017F40U		TELEPHONE CABLE, 6 PAIRS, NO. 19 AWG	LF	ITS	CCTV
020017F50J		JUNCTION BOX WITH FRAME AND COVER	U	ITS	CCTV



New Jersey Department of Transportation
Capital Program Support
Spec Year 2001 Item List

06/02/2016


<u>Item Number</u>	<u>Alternate Item ID</u>	<u>Description</u>	<u>Units</u>	<u>Class</u>	<u>Type</u>
020017F51J		ROADWAY JUNCTION BOX	U	ITS	JBOX
020017F52S		FIBER OPTIC CABLE, SINGLE NODE, LOOSE TUBE, SINGLE JACKET	LF	ITS	CCTV
020017F60C		CCTV-COLOR CONTROL	U	ITS	CCTV
020017F60D		CCTV-COLOR	U	ITS	CCTV
020017F60L		CCTV-LOWERING	U	ITS	CCTV
020017G01A		SITE LIGHTING	LS	ELEC	LGHT
020018A21A		SELECTIVE THINNING	ACRE	LAND	TREE
020018A22A		SELECTIVE THINNING	SY	LAND	TREE
020018B21A		SELECTIVE CLEARING	SY	LAND	TREE
020018B22A		SELECTIVE CLEARING	ACRE	LAND	TREE
020018C06C		TRIMMING EXISTING TREES, OVER 6" TO 12" DIAMETER	U	LAND	TREE
020018C12C		TRIMMING EXISTING TREES, OVER 12" TO 18" DIAMETER	U	LAND	TREE
020018C18C		TRIMMING EXISTING TREES, OVER 18" TO 24" DIAMETER	U	LAND	TREE
020018C24C		TRIMMING EXISTING TREES, OVER 24" TO 30" DIAMETER	U	LAND	TREE
020018C30C		TRIMMING EXISTING TREES, OVER 30" TO 36" DIAMETER	U	LAND	TREE
020018C37C		TRIMMING EXISTING TREES, OVER 36" DIAMETER	U	LAND	TREE
020018C38M		TREE MAINTENANCE	LS	LAND	TREE
020018C40C		CROWN CLEARING, OVER 6 TO 12" DIAMETER	U	LAND	TREE
020018C41C		CROWN CLEARING, OVER 12 TO 20" DIAMETER	U	LAND	TREE
020018C42C		CROWN CLEARING, OVER 20 TO 24" DIAMETER	U	LAND	TREE
020018C43C		CROWN CLEARING, OVER 24 TO 30" DIAMETER	U	LAND	TREE
020018C44C		CROWN CLEARING, OVER 30 TO 36" DIAMETER	U	LAND	TREE
020018C45C		CROWN CLEARING, OVER 36" DIAMETER	U	LAND	TREE
020018D06C		TREE REMOVAL, OVER 6" TO 12" DIAMETER	U	CLER	TREE
020018D12C		TREE REMOVAL, OVER 12" TO 18" DIAMETER	U	CLER	TREE
020018D18C		TREE REMOVAL, OVER 18" TO 24" DIAMETER	U	CLER	TREE
020018D21D		DRY RUBBLE TREE WELLS	CY	LAND	TREE
020018D21E		CONCRETE BLOCK TREE WELLS	CY	LAND	TREE
020018D24C		TREE REMOVAL, OVER 24" TO 30" DIAMETER	U	CLER	TREE



New Jersey Department of Transportation
Capital Program Support
Spec Year 2001 Item List

06/02/2016

<u>Item Number</u>	<u>Alternate Item ID</u>	<u>Description</u>	<u>Units</u>	<u>Class</u>	<u>Type</u>
020018D30C		TREE REMOVAL, OVER 30" TO 36" DIAMETER	U	CLER	TREE
020018D37C		TREE REMOVAL, OVER 36" DIAMETER	U	CLER	TREE
020018E21C		PREPARATION OF EXISTING SOIL	ACRE	LAND	TURF
020018E22C		PREPARATION OF EXISTING SOIL	SY	LAND	TURF
020018F02C		TOPSOILING, 2" THICK	SY	LAND	TURF
020018F03C		TOPSOILING, 3" THICK	SY	LAND	TURF
020018F04C		TOPSOILING, 4" THICK	SY	LAND	TURF
020018F06C		TOPSOILING, 6" THICK	SY	LAND	TURF
020018F07C		WETLAND TOPSOILING, 6" THICK	SY	LAND	TURF
020018F08F		BORROW TOPSOIL	CY	LAND	TURF
020018F09B		BORROW WETLAND TOPSOIL	CY	LAND	TURF
020018F10U		URBAN SOIL MIX	CY	LAND	TURF
020018F11C		BIORETENTION TOPSOILING	CY	LAND	TURF
020018G21C		TURF REPAIR STRIP	LF	LAND	TURF
020018G21D		SLOPE BOARDS	LF	LAND	TURF
020018G32D		REGRADE BERM	SY	LAND	TURF
020018G35D		REGRADE MEDIAN	SY	LAND	TURF
020018H20C		FERTILIZING AND SEEDING, TYPE A	SY	LAND	TURF
020018H21F		WILDFLOWER SEEDING	SY	LAND	TURF
020018H23C		FERTILIZING AND SEEDING, TYPE A-3	SY	LAND	TURF
020018H24C		FERTILIZING AND SEEDING, TYPE A-4	SY	LAND	TURF
020018H25C		PARKWAY NORTH, MAINLINE SEED MIX	SY	LAND	TURF
020018H30C		FERTILIZING AND SEEDING, TYPE B	SY	LAND	TURF
020018H33D		CROWN VETCH SUPPLEMENT	SY	LAND	TURF
020018H36C		FERTILIZING AND SEEDING, TYPE A & F	SY	LAND	TURF
020018H46C		FERTILIZING AND SEEDING, TYPE A-2 & F	SY	LAND	TURF
020018H50C		FERTILIZING AND SEEDING, TYPE D	SY	LAND	TURF
020018H54E		WETLAND SEED MIX	SY	LAND	TURF
020018H56C		FERTILIZING AND SEEDING, TYPE A-3 & F	SY	LAND	TURF



New Jersey Department of Transportation
Capital Program Support
Spec Year 2001 Item List

06/02/2016

<u>Item Number</u>	<u>Alternate Item ID</u>	<u>Description</u>	<u>Units</u>	<u>Class</u>	<u>Type</u>
020018H57C		FERTILIZING AND SEEDING, TYPE G	SY	LAND	TURF
020018H60C		FERTILIZING AND SEEDING, TYPE F	SY	LAND	VGEC
020018H66C		FERTILIZING AND SEEDING, TYPE A-4 & F	SY	LAND	TURF
020018H68M		FERTILIZING AND SEEDING, TYPE M	SY	LAND	TURF
020018H70C		FERTILIZING AND SEEDING, TYPE W	SY	LAND	TURF
020018H73W		WILDFLOWER GRASS PLUGS	SY	LAND	PLNT
020018I21B		EROSION CONTROL TURF REINFORCEMENT BLANKET	SY	LAND	TURF
020018I21C		TOPSOIL STABILIZATION MATTING	SY	LAND	VGEC
020018I21D		EROSION CONTROL MATTING	SY	EROC	VGEC
020018I21E		TURF REINFORCEMENT MATTING	SY	LAND	VGEC
020018J11B		WASHED RIVER JACK STONE WITH WEED BARRIER	SY	EROC	VGEC
020018J21C		SODDING	SY	LAND	TURF
020018J21D		BROKEN RED ARGILLITE, 4" THICK	SY	LAND	TURF
020018J21E		COLORED ASPHALT SURFACE TREATMENT	SY	LAND	TURF
020018J22P		MULTI USE PATH	SY	LAND	TURF
020018J26C		SODDING, TYPE 2	SY	LAND	TURF
020018J26D		BROKEN STONE, 4" THICK	SY	LAND	TURF
020018J26E		COLORED BITUMINOUS TREATED STONE SURFACE TREATMENT	SY	LAND	TURF
020018J31D		BROKEN STONE SURFACE TREATMENT	SY	LAND	TURF
020018K04C		GRAVEL MULCHING, 4" THICK	SY	LAND	TURF
020018K17D		WOOD CELLULOSE FIBER MULCHING	SY	LAND	TURF
020018K18D		SHREDDED HARDWOOD BARK MULCH	SY	LAND	TURF
020018K20D		WOOD MULCHING	SY	LAND	PLNT
020018K22B		GRAVEL MULCHING	SY	LAND	PLNT
020018K25D		WOOD MULCHING, 2" THICK	SY	LAND	PLNT
020018K31C		STRAW MULCHING	SY	LAND	TURF
020018K32B		STONE MULCHING	SY	LAND	PLNT
020018K33F		MECHANICALLY BONDED FIBER MATRIX	SY	LAND	TURF
020018L01A		MOWING	ACRE	LAND	TURF



New Jersey Department of Transportation
Capital Program Support
Spec Year 2001 Item List

06/02/2016


<u>Item Number</u>	<u>Alternate Item ID</u>	<u>Description</u>	<u>Units</u>	<u>Class</u>	<u>Type</u>
020018L02A		MOWING	SY	LAND	TURF
020018L05A		MOWING EXISTING TURF	ACRE	LAND	TURF
020018L06A		MOWING EXISTING TURF	SY	LAND	TURF
020018M01C		CALAMAGROSTIS ARUNDINACEA 'KARL FOERSTER', #1 CONTAINER	U	LAND	PLNT
020018M01E		ELAEAGNUS ANGUSTIFOLIA, BR, 3'-4' HIGH	U	LAND	PLNT
020018M01H		HEDERA HELIX 'BALTICA', 2 1/4" POT	U	LAND	PLNT
020018M01L		LEERSIA ORYZOIDES, 1 3/4" PEAT POT	U	LAND	PLNT
020018M01M		MALUS BACCATA, B&B, 1 1/4"-1 1/2" CALIPER, 5'-6' HIGH	U	LAND	PLNT
020018M01O		ONOCLEA SENSIBILIS, #1 CONTAINER	U	LAND	PLNT
020018M01P		PARTHENOCISSUS QUINQUEFOLIA, 4" POT	U	LAND	PLNT
020018M01Q		QUERCUS ALBA, BR, 1"-1 1/4" CALIPER, 6'-8' HIGH	U	LAND	PLNT
020018M01R		RHUS AROMATICA, BR, 18"-24" HIGH	U	LAND	PLNT
020018M01S		SAGITTARIA FALCATA, RHIZOME	U	LAND	PLNT
020018M01T		TAXUS BACCATA 'REPANDENS', B&B, 15"-18" SPREA	U	LAND	PLNT
020018M01V		VACCINIUM CORYMBOSUM, CANS, 15"-18" HIGH	U	LAND	PLNT
020018M01W		WISTERIA SINENSIS, #1 CAN	U	LAND	PLNT
020018M02A		ACER CAMPESTRE, B&B, 4' TO 5' HIGH	U	LAND	PLNT
020018M02C		CELTIS OCCIDENTALIS, B&B, 2"-2-1/2" CALIPER	U	LAND	PLNT
020018M02F		FAGUS SYLVATICA, B&B, 2"-2 1/2" CALIPER, 8'-12' HIGH	U	LAND	PLNT
020018M02G		GINKGO BILOBA GRAFTED MALE, B&B, 2"-2 1/2" CALIPER, 12'-14' HIGH	U	LAND	PLNT
020018M02H		HALESIA CAROLINA 'JERSEY BELLE', B&B, 2"-2-1/2" CALIPER, 10'-12' HIGH	U	LAND	PLNT
020018M02I		ILEX CRENATA 'COMPACTA', #2 CAN, 15"-18" HIGH	U	LAND	PLNT
020018M02N		NARCISSUS IN TURF, BULBS	U	LAND	PLNT
020018M02P		PARTHENOCISSUS TRICUSPIDATA 'VEITCHI', 4" POT	U	LAND	PLNT
020018M02Q		QUERCUS PHELLOS, B&B, 3" - 3 1/2" CAL., 14' - 16' HIGH	U	LAND	PLNT
020018M02R		RHUS AROMATICA, BR, 2'-3' HIGH	U	LAND	PLNT
020018M02S		SAGITTARIA FALCATA, BR, SEEDLING,	U	LAND	PLNT
020018M02T		THUJA OCCIDENTALIS 'EMERALD', B&B, 7'-8' HIGH	U	LAND	PLNT
020018M02U		ULMUS X 'FRONTIER', B&B, 2" TO 2 1/2" CAL., 12' TO 14' HIGH	U	LAND	PLNT



New Jersey Department of Transportation
Capital Program Support
Spec Year 2001 Item List

06/02/2016

<u>Item Number</u>	<u>Alternate Item ID</u>	<u>Description</u>	<u>Units</u>	<u>Class</u>	<u>Type</u>
020018M02V		VACCINIUM CORYMBOSUM, B&B, 18"-24" HIGH	U	LAND	PLNT
020018M02Z		ZELVOKA SERRATA 'GREEN VASE', 1 1/2" TO 3" CAL., 14' TO 16' HIGH	U	LAND	PLNT
020018M03A		ACER CAMPESTRE, B&B, 5' TO 6' HIGH	U	LAND	PLNT
020018M03B		BETULA NIGRA, BR, 5' TO 6' HIGH	U	LAND	PLNT
020018M03C		CAMPSIS RADICANS, #1 CAN	U	LAND	PLNT
020018M03D		DISTICHLIS SPICATA, 2" PLUGS	U	LAND	PLNT
020018M03E		ECHINACEA PURPUREA, #1 CONTAINER	U	LAND	PLNT
020018M03G		GINKGO BILOBA, B&B, 2 1/2"-3" CALIPER, 14'-16' HIGH	U	LAND	PLNT
020018M03H		HALESIA CAROLINA, B&B, 2" TO 2 1/2" CALIPER, 8' TO 11' HIGH	U	LAND	PLNT
020018M03I		ILEX VERTICILLATA 'JIM DANDY', #3 CONT., 18" TO 24" HIGH	U	LAND	PLNT
020018M03J		JUNCUS EFFUSUS, BR, SEEDLING	U	LAND	PLNT
020018M03L		LIRODENDRON TULIPIFERA, #20 CAN, 1-3/4"-2" CALIPER, 10'-12' HIGH	U	LAND	PLNT
020018M03P		PANICUM VIRGATUM, # 1 CONTAINER	U	LAND	PLNT
020018M03Q		QUERCUS ACUTISSIMA, B&B, 2 TO 2 1/2" CALIPER, 12' TO 14' HIGH	U	LAND	PLNT
020018M03R		RHAMNUS FRANGULA 'COLUMNARIS', BR, 3' TO 4' HIGH	U	LAND	PLNT
020018M03S		SPIRAEA NIPPONICA 'SNOWMOUND', #3 CONT., 18" TO 24" HIGH	U	LAND	PLNT
020018M03T		TAXODIUM DISTICHUM, B&B, 10' TO 12' HIGH	U	LAND	PLNT
020018M03U		ULMUS AMERICANA 'PRINCETON', 3"-3 1/2" CALIPER	U	LAND	PLNT
020018M04A		AMERLANCHIER X GRANDIFLORA 'ROBIN HILL', B&B, 2"-2-1/2" CALIPER, 10'-12' HIGH	U	LAND	PLNT
020018M04B		BETULA NIGRA, BR, 6' TO 8' HIGH	U	LAND	PLNT
020018M04C		CAMPSIS RADICANS 'CRIMSON TRUMPET', #1 CAN	U	LAND	PLNT
020018M04E		ECHINACEA PURPUREA, 'MAGNUS', # 1 CONTAINER	U	LAND	PLNT
020018M04F		FESTUCA OVINA GLAUCA 'ELIJAH BLUE', # 1 CONTAINER	U	LAND	PLNT
020018M04G		GINKGO BILOBA 'AUTUMN GOLD', B&B, 2 1/2" TO 3" CAL., 14' TO 16' HIGH, BRANCHED 7' TO 7 1/2' HIGH	U	LAND	PLNT
020018M04I		ILEX VERTICILLATA 'RED SPRITE', #3 CONT., 18" TO 24" HIGH	U	LAND	PLNT
020018M04J		JUNCUS TENUIS, BR, SEEDLING	U	LAND	PLNT
020018M04L		LAGERSTROEMIA INDICA 'NATCHEZ', B&B, 8' TO 10' HIGH	U	LAND	PLNT
020018M04P		PANICUM VIRGATUM, 'HEAVY METAL', # 1 CONTAINER	U	LAND	PLNT
020018M04Q		QUERCUS ACUTISSIMA, BR, 1 TO 1 1/4" CALIPER, 6' TO 8' HIGH	U	LAND	PLNT



New Jersey Department of Transportation
Capital Program Support
Spec Year 2001 Item List

06/02/2016


<u>Item Number</u>	<u>Alternate Item ID</u>	<u>Description</u>	<u>Units</u>	<u>Class</u>	<u>Type</u>
020018M04R		RHODODENDRON CATAWBIENSE 'ROSEUM ELEGANS', # 3 CAN, 20" TO 24" HIGH	U	LAND	PLNT
020018M04S		SAGITTARIA LATIFOLIA, BR, SEEDLING	U	LAND	PLNT
020018M04T		TAXUS CUSPIDATA 'DENSIFORMIS', B&B, 15"-18" SPREAD	U	LAND	PLNT
020018M04V		VIBURNUM DENTATUM, #7 CONT., 2' TO 3' HIGH	U	LAND	PLNT
020018M05A		ARCTOSTAPHYLOS UVA-URSI, #SP5 CONT.	U	LAND	PLNT
020018M05B		BETULA NIGRA, B&B, 8'-10' HIGH	U	LAND	PLNT
020018M05C		CAMPSIS RADICANS 'YELLOW TRUMPET', #1 CAN	U	LAND	PLNT
020018M05D		DEUTZIA GRACILS, BR, 18" TO 24" HIGH	U	LAND	PLNT
020018M05E		ECHINACEA PURPUREA, 'WHITE SWAN', # 1 CONTAINER	U	LAND	PLNT
020018M05G		GINKGO BILOBA 'SENTRY', B&B, 2" TO 2 1/2" CALIPER, 10' TO 12' HIGH	U	LAND	PLNT
020018M05H		HEMEROCALLIS "STRAWBERRY CANDY", #SP5 CONTAINER, 1 TO 2 FAN DIVISION, HEAVY ROOT SYSTEM	U	LAND	PLNT
020018M05L		LEUCOTHOE AXILLARIS, # 3 CAN, 16" TO 20" HIGH	U	LAND	PLNT
020018M05N		NARCISSUS, BULBS	U	LAND	PLNT
020018M05P		PHALARIS ARUNDINACEA 'PICTA', # 1 CONTAINER	U	LAND	PLNT
020018M05Q		QUERCUS BICOLOR, BR, 1"-1 1/4" CALIPER, 6'-8' HIGH	U	LAND	PLNT
020018M05R		RHODODENDRON CATAWBIENSE 'NOVA ZEMBLA', # 3 CAN, 20" TO 24" HIGH	U	LAND	PLNT
020018M05S		SYRINGA RETICULATA 'IVORY SILK', TREE FORM, B&B, 2'-2 1/2" CAL	U	LAND	PLNT
020018M05T		TAXUS CUSPIDATA 'DENSIFORMIS', B&B, 18"-24" SPREAD	U	LAND	PLNT
020018M06A		ARONIA MELANOCARPIA, CONT., 2" HIGH	U	LAND	PLNT
020018M06B		BACCHARIS HALIMIFOLIA, CONT., 3' HIGH	U	LAND	PLNT
020018M06C		CORNUS FLORIDA, B&B, 7'-8' HIGH	U	LAND	PLNT
020018M06E		EUPATORIUM MACULATUM, #SP4	U	LAND	PLNT
020018M06G		GINKGO BILOBA 'SENTRY', B&B, 3" TO 3 1/2" CALIPER, 14' TO 16' HIGH	U	LAND	PLNT
020018M06I		ILEX GLABRA, B&B, 18"-24" HIGH	U	LAND	PLNT
020018M06L		LIGUSTRUM X IBOLIUM, CONT., 15" TO 18" HIGH	U	LAND	PLNT
020018M06M		MALUS FLORIBUNDA, B&B, 1 1/2" TO 1 3/4" CALIPER, 6' TO 6 1/2' HIGH	U	LAND	PLNT
020018M06P		PELTANDRA VIRGINICA, BULB	U	LAND	PLNT
020018M06Q		QUERCUS ALBA, B&B, 2-1/2"-3" CAL., 14'-16' HIGH	U	LAND	PLNT
020018M06R		RHODODENDROM P.J.M., # 3 CAN, 20" TO 24" HIGH	U	LAND	PLNT



New Jersey Department of Transportation
Capital Program Support
Spec Year 2001 Item List

06/02/2016


<u>Item Number</u>	<u>Alternate Item ID</u>	<u>Description</u>	<u>Units</u>	<u>Class</u>	<u>Type</u>
020018M06T		TAXUS CUSPIDATA 'DENSIFORMIS', B&B, 24"-30" SPREAD	U	LAND	PLNT
020018M07A		ACER GINNALA, B&B, 4' TO 5' HIGH	U	LAND	PLNT
020018M07B		BETULA NIGRA, B&B, 10' TO 12' HIGH	U	LAND	PLNT
020018M07C		CARYOPTERIS X CLANDONENSIS 'LONGWOOD BLUE', #3 CONTAINER	U	LAND	PLNT
020018M07H		HEMEROCALLIS "MAUNA LOA", #SP5 CONTAINER, 1 TO 2 FAN DIVISION, HEAVY ROOT SYSTEM	U	LAND	PLNT
020018M07I		ILEX GLABRA B&B, 2'-3' HIGH	U	LAND	PLNT
020018M07L		LIGUSTRUM OVALIFOLIUM, CANS, 3' TO 4' HIGH	U	LAND	PLNT
020018M07M		MALUS FLORIBUNDA, B&B, 1 1/4"-1 1/2" CALIPER, 5'-6' HIGH	U	LAND	PLNT
020018M07P		PELTANDRA VIRGINICA, BR, SEEDLING	U	LAND	PLNT
020018M07Q		QUERCUS COCCINEA, B&B, 2 TO 2 1/2" CALIPER, 12 TO 14' HIGH	U	LAND	PLNT
020018M07R		RHODODENDRON MAXIMUM 'ROSEUM', # 3 CAN, 20" TO 24" HIGH	U	LAND	PLNT
020018M07S		SASSAFRAS ALBIDUM, #2 CONT., 5'-6' HIGH	U	LAND	PLNT
020018M07T		THUJA PLICATA, 6'-7' HIGH	U	LAND	PLNT
020018M07V		VALLISNERIA AMERICANA, ROOT	U	LAND	PLNT
020018M07Z		ZELKOVA SERRATA 'GREEN VASE', B&B, 2"-2 1/2" CALIPER, 12'-14' HIGH	U	LAND	PLNT
020018M08A		ACER GINNALA, B&B, 5' TO 6' HIGH	U	LAND	PLNT
020018M08C		CORNUS SERICEA, #7 CONT., 2' TO 3' HIGH	U	LAND	PLNT
020018M08H		HEMEROCALLIS 'PARDON ME', #2 CONTAINER	U	LAND	PLNT
020018M08I		ILEX GLABRA 'COMPACTA', B&B, 15"-18" HIGH	U	LAND	PLNT
020018M08J		JUNIPERUS VIRGINIANA, B&B, 7'-8' HIGH	U	LAND	PLNT
020018M08L		LIRIOPE SPICATA, #1 CONT.	U	LAND	PLNT
020018M08M		MALUS 'HARVEST GOLD', B&B, 1 1/2" TO 1 3/4" CALIPER, 6' TO 6 1/2' HIGH	U	LAND	PLNT
020018M08P		PHELLODENDRON AMURENSE, B&B, 2"-2'1/2" CALIPER, 10'-12' HIGH	U	LAND	PLNT
020018M08Q		QUERCUS COCCINEA, B&B, 3 TO 3 1/2" CALIPER, 14 TO 16' HIGH	U	LAND	PLNT
020018M08Z		ZELKOVA SERRATA 'GREEN VASE', B&B, 3 TO 3.5" CALIPER, 14' TO 16' HIGH	U	LAND	PLNT
020018M09A		ACER GINNALA, CLUMP, B&B, HEAVY, 6' TO 6.5' HIGH	U	LAND	PLNT
020018M09C		COREOPSIS VERTICILLATA 'ZAGREB', #1 CONTAINER	U	LAND	PLNT
020018M09H		HEMEROCALLIS "PARDON ME", #SP5 CONTAINER, 1 TO 2 FAN DIVISION, HEAVY ROOT SYSTEM	U	LAND	PLNT
020018M09I		ILEX GLABRA 'COMPACTA', B&B, 18"-24" HIGH	U	LAND	PLNT



New Jersey Department of Transportation
Capital Program Support
Spec Year 2001 Item List

06/02/2016

<u>Item Number</u>	<u>Alternate Item ID</u>	<u>Description</u>	<u>Units</u>	<u>Class</u>	<u>Type</u>
020018M09J		JUNIPERUS CHINENSIS 'KETELEERI', B&B, 5' TO 6' HIGH	U	LAND	PLNT
020018M09L		LIRIOPE MUSCARI BIG BLUE', 4" POT	U	LAND	PLNT
020018M09M		MALUS 'KATHERINE', B&B, 1 1/4"-1 1/2" CALIPER 5'-6' HIGH	U	LAND	PLNT
020018M09N		NYSSA SYLVATICA, B&B, 2"-2.5" CALIPER	U	LAND	PLNT
020018M09P		PHILADELPHUS LEMOINEI 'BELLE ETOILE', BR, 2' TO 3' HIGH	U	LAND	PLNT
020018M09Q		QUERCUS PRINUS, #7 CONT., 6'-8' HIGH	U	LAND	PLNT
020018M09R		RHUS TYPHINA, #2 CONTAINER, 15"-24" HIGH	U	LAND	PLNT
020018M09T		TAXUS MEDIA 'HICKSII', B&B, 18"-24" HIGH	U	LAND	PLNT
020018M09V		VALLISNERIA AMERICANA, BR, SEEDLING, 3" HIGH MINIMUM	U	LAND	PLNT
020018M09Z		ZELKOVA SERRATA 'GREEN VASE', B&B, 3-3.5" CAL, 14'-16' HIGH, BRANCHED 6'-6	U	LAND	PLNT
020018M10A		ACER GINNALA, CLUMP, B&B, HEAVY, 8' TO 10' HIGH	U	LAND	PLNT
020018M10C		CARPINUS BETULUS, B&B, 4' TO 5' HIGH	U	LAND	PLNT
020018M10E		ELAEAGNUS UMBELLATA, BR, 2'-3' HIGH	U	LAND	PLNT
020018M10H		HEMEROCALLIS, # SP5 CONTAINER, 1 TO 2 FAN DIVISION, HEAVY ROOT SYSTEM	U	LAND	PLNT
020018M10I		IRIS VERSICOLOR, 2" PLUG	U	LAND	PLNT
020018M10J		JUNCUS GERARDII, 2" PLUGS	U	LAND	PLNT
020018M10L		LIGUSTRUM AMURENSE, BR, 2'-3' HIGH	U	LAND	PLNT
020018M10M		MALUS 'INDIAN MAGIC', B&B, 1 1/2" TO 1 3/4" CALIPER, 6' TO 6 1/2' HIGH	U	LAND	PLNT
020018M10P		PICEA ABIES, BR, 4 YEAR TRANSPLANT, 12"-15" HIGH	U	LAND	PLNT
020018M10Q		QUERCUS PALUSTRIS, BR, 1"-1 1/4" CALIPER, 8'-10' HIGH	U	LAND	PLNT
020018M10R		RHUS COPALLINA, BR, 12"-18" HIGH	U	LAND	PLNT
020018M10S		SAGITTARIA LATIFOLIA, TUBER	U	LAND	PLNT
020018M10V		VIBURNUM NUDUM 'WINTERHUR', #5 CAN, 24"-30" HIGH	U	LAND	PLNT
020018M10Z		ZELKOVA SERRATA 'GREEN VASE', B&B, 4"-4.25" CAL, 16'-18' HIGH, BRANCHED 6'-6	U	LAND	PLNT
020018M11A		ACER PLATANOIDES, B&B, 2"-2 1/2" CALIPER, 12' TO 14' HIGH	U	LAND	PLNT
020018M11C		CARPINUS BETULUS, B&B, 5' TO 6' HIGH	U	LAND	PLNT
020018M11E		ELAEAGNUS UMBELLATA, BR, 3'-4' HIGH	U	LAND	PLNT
020018M11F		FORSYTHIA INTERMEDIA SPECTABILIS, BR, 2'-3' HIGH	U	LAND	PLNT
020018M11H		HEMEROCALLIS "LEMON LOLLIPOP", #SP5 CONTAINER, 1 TO 2 FAN DIVISION, HEAVY ROOT SYSTEM	U	LAND	PLNT



New Jersey Department of Transportation
Capital Program Support
Spec Year 2001 Item List

06/02/2016


<u>Item Number</u>	<u>Alternate Item ID</u>	<u>Description</u>	<u>Units</u>	<u>Class</u>	<u>Type</u>
020018M11I		ILEX MESERVEAE 'BLUE MAID', B&B, 3' TO 4' HIGH	U	LAND	PLNT
020018M11J		JUNIPERUS CHINENSIS 'PFITZERIANA', B&B, 2'-2 1/2' HIGH	U	LAND	PLNT
020018M11L		LIGUSTRUM AMURENSE, BR, 3'-4' HIGH	U	LAND	PLNT
020018M11M		MALUS "PINK PERFECTION", B&B, 1 1/4"-1 1/2" CALIPER, 5'-6' HIGH	U	LAND	PLNT
020018M11N		NUPHAR ADVENA, RHIZOME	U	LAND	PLNT
020018M11P		PICEA ABIES, B&B, 3'-4' HIGH	U	LAND	PLNT
020018M11Q		QUERCUS PALUSTRIS, B&B, 2"-2 1/2" CALIPER, 12'-14' HIGH	U	LAND	PLNT
020018M11R		RHUS COPALLINA, BR, 18"-24" HIGH	U	LAND	PLNT
020018M11Z		ZELKOVA SERRATA 'GREEN VASE', B&B, 4"-4.25" CALIPER, 16' TO 18' HIGH	U	LAND	PLNT
020018M12A		ACER PLATANOIDES, B&B, 2 1/2"-3" CALIPER, 14' TO 16' HIGH	U	LAND	PLNT
020018M12C		CARPINUS BETULUS, B&B, 6' TO 8' HIGH	U	LAND	PLNT
020018M12F		FORSYTHIA INTERMEDIA SPECTABILIS, BR, 3'-4' HIGH	U	LAND	PLNT
020018M12H		HIBISCUS SYRIACUS "APHRODITE", B&B, 3' TO 4' HIGH	U	LAND	PLNT
020018M12I		ILEX MESERVEAE 'BLUE PRINCE',B&B, 3' TO 4' HIGH	U	LAND	PLNT
020018M12M		MALUS 'PRAIRIFIRE', B&B, 1 1/2" TO 1 3/4" CALIPER, 6' TO 6 1/2' HIGH	U	LAND	PLNT
020018M12P		PICEA ABIES, B&B, 4'-5' HIGH	U	LAND	PLNT
020018M12Q		QUERCUS PALUSTRIS, B&B, 3"-3 1/2" CALIPER, 14'-16' HIGH	U	LAND	PLNT
020018M12R		RHUS COPALLINA, BR, 2'-3' HIGH	U	LAND	PLNT
020018M12T		TILIA AMERICANA 'REDMOND', B&B, 2"-2-1/2" CALIPER, 12'-14' HIGH	U	LAND	PLNT
020018M12V		VIBURNUM DENTATUM, BR, 2'-3' HIGH	U	LAND	PLNT
020018M12Z		ZELKOVA SERRATA 'VILLAGE GREEN', B&B, 2"-2 1/2" CALIPER, 12'-14' HIGH	U	LAND	PLNT
020018M13A		ACER PLATANOIDES COLUMNARE, B&B, 2"-2 1/2" CALIPER, 12'-14' HIGH	U	LAND	PLNT
020018M13C		CARPINUS BETULUS 'FASTIGIATA', TREE FORM, B&B, 2 TO 2 1/2" CALIPER, 10' TO	U	LAND	PLNT
020018M13F		FORSYTHIA X INTERMEDIA 'GOLD TIDE', CONT., 15" - 18" HIGH	U	LAND	PLNT
020018M13G		GLEDITSIA TRIACANTHOS INERMIS 'SHADEMASTER', B&B, 2"-2 1/2" CALIPER, 12'-14'	U	LAND	PLNT
020018M13H		HEMEROCALLIS "CHORUS LINE", #SP5 CONTAINER, 1 TO 2 FAN DIVISION, HEAVY ROOT SYSTEM	U	LAND	PLNT
020018M13I		ILEX MESERVEAE 'BLUE PRINCESS',B&B, 3' TO 4' HIGH	U	LAND	PLNT
020018M13J		JUNIPERUS CHINENSIS 'HETZII', B&B, 2 1/2'-3' HIGH	U	LAND	PLNT
020018M13M		MALUS "PRAIRIE FIRE", B&B, 1 1/4"-1 1/2" CALIPER, 5'-6' HIGH	U	LAND	PLNT



New Jersey Department of Transportation
Capital Program Support
Spec Year 2001 Item List

06/02/2016

<u>Item Number</u>	<u>Alternate Item ID</u>	<u>Description</u>	<u>Units</u>	<u>Class</u>	<u>Type</u>
020018M13N		NUPHAR ADVENA, BR, SEEDLING	U	LAND	PLNT
020018M13P		PICEA ABIES, B&B, 5'-6' HIGH	U	LAND	PLNT
020018M13Q		QUERCUS BICOLOR, B&B, 2"-2-1/2" CALIPER, 12'-14' HIGH	U	LAND	PLNT
020018M13T		THUJA OCCIDENTALIS 'NIGRA', B&B, 4'-5' HIGH	U	LAND	PLNT
020018M13V		VIBURNUM DENTATUM, BR, 3'-4' HIGH	U	LAND	PLNT
020018M13Z		ZELKOVA SERRATA 'VILLAGE GREEN', B&B, 3"-3 1/2" CALIPER, 14'-16' HIGH	U	LAND	PLNT
020018M14A		ACER PLATANOIDES COLUMNARE, B&B, 2 1/2"-3" CALIPER, 14'-16' HIGH	U	LAND	PLNT
020018M14B		BETULA POPULIFOLIA CLUMP, B&B, 8'-10' HIGH	U	LAND	PLNT
020018M14C		CAREX MORROWII 'ICE DANCE', #1 1/2" CONT.	U	LAND	PLNT
020018M14G		GLEDITSIA TRIACANTHOS INERMIS 'SHADEMASTER', B&B, 2 1/2"-3" CALIPER, 14'-16'	U	LAND	PLNT
020018M14H		HIBISCUS SYRIACUS "DIANA", B&B, 3' TO 4' HIGH	U	LAND	PLNT
020018M14I		ILEX 'NELLIE R. STEVENS', B&B, 3' TO 4' HIGH	U	LAND	PLNT
020018M14J		JUNIPERUS CHINENSIS 'PFITZERIANA COMPACTA', B&B, 15"-18" HIGH	U	LAND	PLNT
020018M14M		MALUS 'RED BARON', B&B, 1 1/2" TO 1 3/4" CALIPER, 6' TO 6 1/2' HIGH	U	LAND	PLNT
020018M14P		PICEA ABIES, B&B, 6'-7' HIGH	U	LAND	PLNT
020018M14Q		QUERCUS MARILANDICA, CONT., 3' HIGH	U	LAND	PLNT
020018M14R		RUDBECKIA FULGIDA 'GOLDSTURM', #2 CAN	U	LAND	PLNT
020018M14T		THUJA OCCIDENTALIS 'NIGRA', B&B, 5'-6' HIGH	U	LAND	PLNT
020018M14Z		ZELKOVA SERRATA 'VILLAGE GREEN', B&B, 3-3.5" CAL, 14-16' HIGH, BRANCHED 6-6.5	U	LAND	PLNT
020018M15A		ACER PLATANOIDES SUMMERSHADE, B&B, 2"-2 1/2" CALIPER, 12'-14' HIGH	U	LAND	PLNT
020018M15B		BETULA POPULIFOLIA CLUMP, B&B, 10'-12' HIGH	U	LAND	PLNT
020018M15C		CARPINUS CAROLINIANA, B&B, 4' TO 5' HIGH	U	LAND	PLNT
020018M15H		HEREOCALLIS 'STELLA DE ORO', SP#5 CONT., 1 TO 2 FAN DIVISION HEAVY ROOT SYSTEM	U	LAND	PLNT
020018M15I		ILEX OPACA FEMALE, B&B, 4'-5' HIGH	U	LAND	PLNT
020018M15J		JUNIPERUS CHINENSIS 'PFITZERIANA COMPACTA', B&B, 18"-24" HIGH	U	LAND	PLNT
020018M15M		MALUS 'SNOWDRIFT', B&B, 1 1/2" TO 1 3/4" CALIPER, 6' TO 6 1/2' HIGH	U	LAND	PLNT
020018M15P		PICEA ABIES, B&B, 7'-8' HIGH	U	LAND	PLNT
020018M15Q		QUERCUS PRINUS, 3"-3 1/2" CALIPER	U	LAND	PLNT
020018M15Z		ZELKOVA SERRATA 'VILLAGE GREEN', B&B, 4" TO 4 1/4" CALIPER, 16' TO 18' HI	U	LAND	PLNT



New Jersey Department of Transportation
Capital Program Support
Spec Year 2001 Item List

06/02/2016

<u>Item Number</u>	<u>Alternate Item ID</u>	<u>Description</u>	<u>Units</u>	<u>Class</u>	<u>Type</u>
020018M16A		ACER PLATANOIDES SUMMERSHADE, B&B, 2 1/2"-3" CALIPER, 14'-16' HIGH	U	LAND	PLNT
020018M16B		BETULA NIGRA 'HERITAGE', B&B, 2-1/2"-3" CALIPER, 12'-14' HIGH	U	LAND	PLNT
020018M16C		CARPINUS CAROLINIANA, B&B, 5' TO 6' HIGH	U	LAND	PLNT
020018M16I		ILEX OPACA FEMALE, B&B, 5'-6' HIGH	U	LAND	PLNT
020018M16J		JUNIPERUS VIRGINIANA, B&B, 2'-3' HIGH	U	LAND	PLNT
020018M16M		MALUS 'SUGAR TYME', B&B, 1 1/2" TO 1 3/4" CALIPER, 6' TO 6 1/2' HIGH	U	LAND	PLNT
020018M16P		PICEA ABIES, B&B, 10' TO 12' HIGH	U	LAND	PLNT
020018M16Q		QUERCUS ACUTISSIMA, 3"-3 1/2" CALIPER	U	LAND	PLNT
020018M16S		SCHIZACHYRIUM SCOPARIUM, 2" PLUGS	U	LAND	PLNT
020018M16W		VIBURNUM SIEBOLDI, BB, 3' -4' HIGH	U	LAND	PLNT
020018M16Z		ZELKOVA SERRATA 'VILLAGE GREEN', B&B, 4-4.25" CAL, 16'-18' HIGH, BRANCHED 6-6.	U	LAND	PLNT
020018M17A		ACER PSEUDOPLATANUS, B&B, 2"-2 1/2" CALIPER, 12'-14' HIGH	U	LAND	PLNT
020018M17C		CARPINUS CAROLINIANA, B&B, 6' TO 8' HIGH	U	LAND	PLNT
020018M17I		ILEX OPACA FEMALE, B&B, 6' TO 6 1/2' HIGH	U	LAND	PLNT
020018M17J		JUNIPERUS VIRGINIANA, B&B, 3 TO 4' HIGH	U	LAND	PLNT
020018M17L		LIGUSTRUM IBOLIUM, BR, 2'-3' HIGH	U	LAND	PLNT
020018M17M		MISCANTHUS SINENSIS 'ZEBRINUS', #3 CONTAINER	U	LAND	PLNT
020018M17P		PICEA GLAUCA, B&B, 3'-4' HIGH	U	LAND	PLNT
020018M17Q		QUERCUS BICOLOR, 3"-3 1/2" CALIPER	U	LAND	PLNT
020018M17S		SAGITTARIA RIGIDA, TUBER	U	LAND	PLNT
020018M17V		VIBURNUM DILATATUM, BR, 2'-3' HIGH	U	LAND	PLNT
020018M18A		AMELANCHIER CANADENSIS, B&B, 7'-8' HIGH	U	LAND	PLNT
020018M18C		CORNUS X RUTBAN, B&B, 6'-7' HIGH	U	LAND	PLNT
020018M18I		ILEX GLABRA 'DENSE', #5 CONTAINER, 2'-3' HIGH	U	LAND	PLNT
020018M18J		JUNIPERUS VIRGINIANA, B&B, 5' TO 6' HIGH	U	LAND	PLNT
020018M18L		LIGUSTRUM IBOLIUM, BR, 3'-4' HIGH	U	LAND	PLNT
020018M18M		MALUS SARGENTII, B&B, 1 1/4"-1 1/2" CALIPER, 5'-6' HIGH	U	LAND	PLNT
020018M18P		PICEA GLAUCA, B&B, 4'-5' HIGH	U	LAND	PLNT
020018M18Q		QUERCUS IMBRICARIA, B&B, 3"-3 1/2" CALIPER	U	LAND	PLNT



New Jersey Department of Transportation
Capital Program Support
Spec Year 2001 Item List

06/02/2016


<u>Item Number</u>	<u>Alternate Item ID</u>	<u>Description</u>	<u>Units</u>	<u>Class</u>	<u>Type</u>
020018M18S		SAGITTARIA RIGIDA, BR, SEEDLING	U	LAND	PLNT
020018M18V		VIBURNUM DILATATUM, BR, 3'-4' HIGH	U	LAND	PLNT
020018M19A		ASTER NOVA-ANGLIAE, 2" PLUGS	U	LAND	PLNT
020018M19I		ILEX VERTICILLATA 'AUTUMN GLOW', B&B, 18"-24" HIGH	U	LAND	PLNT
020018M19P		PICEA GLAUCA, B&B 5'-6' HIGH	U	LAND	PLNT
020018M19Q		QUERCUS PHELLOS, BR, 1 TO 1 1/4" CALIPER, 6 TO 8' HIGH	U	LAND	PLNT
020018M20A		ACER RUBRUM, BR, 1"-1 1/4" CALIPER, 8' TO 10' HIGH	U	LAND	PLNT
020018M20C		CELASTRUS SCANDENS, #1 CAN	U	LAND	PLNT
020018M20E		EUONYMUS ALATA, BR, 18"-24" HIGH	U	LAND	PLNT
020018M20I		ILEX VERTICILLATA 'HARVEST RED', B&B, 18"-24" HIGH	U	LAND	PLNT
020018M20P		PHILADELPHUS LEMOINEI 'SILVER SHOWERS', BR, 2' TO 3' HIGH	U	LAND	PLNT
020018M20Q		QUERCUS PHELLOS, BR, 1"-1 1/4" CALIPER, 8'-10' HIGH	U	LAND	PLNT
020018M20R		RHUS GLABRA, BR, 18"-24" HIGH	U	LAND	PLNT
020018M20S		SALIX DISCOLOR, #2 CAN, 18"-24" HIGH	U	LAND	PLNT
020018M20V		VIBURNUM PRUNIFOLIUM, #7 CONTAINER, 4'-5' HIGH	U	LAND	PLNT
020018M21A		ACER RUBRUM, B&B, 2"-2 1/2" CALIPER, 12' TO 14' HIGH	U	LAND	PLNT
020018M21C		CERCIDIPHYLLUM JAPONICUM, TREE FORM, B&B, 3" TO 3 1/2" CALIPER, 12' TO 14'	U	LAND	PLNT
020018M21E		EUONYMUS ALATA, BR, 2'-3' HIGH	U	LAND	PLNT
020018M21F		FORSYTHIA SUSPensa, BR, 18"-24" SPREAD	U	LAND	PLNT
020018M21I		ILEX VERTICILLATA, B&B, 18"-24" HIGH	U	LAND	PLNT
020018M21J		JUNIPERUS CHINENSIS SARGENTII, CANS, 12"-15" SPREAD	U	LAND	PLNT
020018M21L		LIGUSTRUM OBTUSIFOLIUM REGELIANUM, BR, 18"-24" HIGH	U	LAND	PLNT
020018M21M		MALUS HUPEHENSIS, B&B, 1 1/4"-1 1/2" CALIPER, 5'-6' HIGH	U	LAND	PLNT
020018M21N		NYMPHAEA ODORATA, RHIZOME	U	LAND	PLNT
020018M21P		PICEA OMORIKA, B&B, 3' TO 4' HIGH	U	LAND	PLNT
020018M21Q		QUERCUS PHELLOS, B&B, 2"-2 1/2" CALIPER, 12'-14' HIGH	U	LAND	PLNT
020018M21R		RHUS GLABRA, BR, 2'-3' HIGH	U	LAND	PLNT
020018M21T		TILIA AMERICANA, B&B, 2"-2 1/2" CALIPER, 12'-14' HIGH	U	LAND	PLNT
020018M21V		VIBURNUM LENTAGO, BR, 2'-3' HIGH	U	LAND	PLNT



New Jersey Department of Transportation
Capital Program Support
Spec Year 2001 Item List

06/02/2016


<u>Item Number</u>	<u>Alternate Item ID</u>	<u>Description</u>	<u>Units</u>	<u>Class</u>	<u>Type</u>
020018M22A		ACER RUBRUM, B&B, 2 1/2"-3" CALIPER, 14' TO 16' HIGH	U	LAND	PLNT
020018M22C		CERCIDIPHYLLUM JAPONICUM, MULTISTEM, B&B, 6" TO 6 1/2' HIGH	U	LAND	PLNT
020018M22F		FORSYTHIA SUSPensa, BR, 2'-3' SPREAD	U	LAND	PLNT
020018M22G		GLYCERIA STRIATA, 1 3/4" PEAT POT	U	LAND	PLNT
020018M22H		HIBISCUS MOSCHEUTOS, 1 3/4" PEAT POT	U	LAND	PLNT
020018M22I		ILEX VERTICILLATA, B&B, 2'-3' HIGH	U	LAND	PLNT
020018M22J		JUNIPERUS CHINENSIS SARGENTII, CANS, 15"-18" SPREAD	U	LAND	PLNT
020018M22L		LIGUSTRUM OBTUSIFOLIUM REGELIANUM, BR, 2'-3' HIGH	U	LAND	PLNT
020018M22M		MYRICA PENNSYLANICA, CONT., 3' HIGH	U	LAND	PLNT
020018M22O		OSTRYA VIRGINIANA, BR, 6'-8' HIGH	U	LAND	PLNT
020018M22P		PICEA OMORIKA, B&B, 6' TO 6 1/2' HIGH	U	LAND	PLNT
020018M22Q		QUERCUS ALBA, B&B, 2"-2-1/2" CALIPER, 12'-14' HIGH	U	LAND	PLNT
020018M22T		TILIA AMERICANA, B&B, 3"-3 1/2" CALIPER, 14'-16' HIGH	U	LAND	PLNT
020018M22V		VIBURNUM LENTAGO, BR, 3'-4' HIGH	U	LAND	PLNT
020018M23A		ACER RUBRUM, B&B, 3"-3 1/2" CALIPER, 14' TO 16' HIGH	U	LAND	PLNT
020018M23C		CEPHALANTHUS OCCIDENTALIS, CANS, 15"-18" HIGH	U	LAND	PLNT
020018M23E		EUONYMUS ALATA, B&B, 3'-4' HIGH	U	LAND	PLNT
020018M23F		FORSYTHIA X INTERMEDIA 'LYNWOOD GOLD', B&B, 5'-6' HIGH	U	LAND	PLNT
020018M23G		GYMNOCLADUS DIOICUS 'PRAIRIE TITAN', B&B, 2"-2-1/2" CALIPER, 10'-12' HIGH	U	LAND	PLNT
020018M23H		HYDRANGEA PANICULATA 'LIMELIGHT', #5 CAN, 24"-30" HIGH	U	LAND	PLNT
020018M23I		ILEX VERTICILLATA, B&B, 3'-4' HIGH	U	LAND	PLNT
020018M23L		LIGUSTRUM OBTUSIFOLIUM REGELIANUM, BR, 3'-4' HIGH	U	LAND	PLNT
020018M23M		MISCANTHUS SINENSIS 'MORNING LIGHT', #3 CAN	U	LAND	PLNT
020018M23N		NYMPHAEA ODORATA, BR, SEEDLING	U	LAND	PLNT
020018M23P		PINUS STROBUS, B&B, 3'-4' HIGH	U	LAND	PLNT
020018M23R		ROSA 'SCARLET MEIDILAND', # 3 CAN, 20" TO 24" HIGH	U	LAND	PLNT
020018M23V		VIBURNUM DENTATUM, B&B, 6' TO 8' HIGH	U	LAND	PLNT
020018M24A		ACER RUBRUM 'OCTOBER GLORY', B&B, 2"-2 1/2" CALIPER, 12'-14' HIGH	U	LAND	PLNT
020018M24C		CEPHALANTHUS OCCIDENTALIS, CANS, 18"-24" HIGH	U	LAND	PLNT



New Jersey Department of Transportation
Capital Program Support
Spec Year 2001 Item List

06/02/2016

<u>Item Number</u>	<u>Alternate Item ID</u>	<u>Description</u>	<u>Units</u>	<u>Class</u>	<u>Type</u>
020018M24I		ILEX OPACA MALE, B&B, 6'-6-1/2' HIGH	U	LAND	PLNT
020018M24M		MALUS THEIFERA "STRAWBERRY PARFAIT", B&B, 1 1/4"-1 1/2" CALIPER, 5'-6' HIGH	U	LAND	PLNT
020018M24P		PINUS STROBUS, B&B, 4'-5' HIGH	U	LAND	PLNT
020018M25A		ACER RUBRUM 'OCTOBER GLORY', B&B, 2 1/2"-3" CALIPER, 14'-16' HIGH	U	LAND	PLNT
020018M25C		CERCIS CANADENSIS, CLUMP, B&B, 5' TO 6' HIGH	U	LAND	PLNT
020018M25I		ILEX 'NELLIE R. STEVENS', B&B, 6'-7' HIGH	U	LAND	PLNT
020018M25M		MAGNOLIA VIRGINIANA, B&B, 8'-10' HIGH	U	LAND	PLNT
020018M25P		PINUS STROBUS, B&B, 5'-6' HIGH	U	LAND	PLNT
020018M25Q		QUERCUS VELUTINA, B&B, 2" TO 2-1/2" CALIPER, 12' TO 14' HIGH	U	LAND	PLNT
020018M25R		RUDBECKIA FULGIDA 'GOLDSTURM', # 1 CONTAINER	U	LAND	PLNT
020018M25T		TILIA CORDATA, B&B, 2"-2 1/2" CALIPER, 10'-12' HIGH	U	LAND	PLNT
020018M25V		VIBURNUM RHYTIDOPHYLLUM 'CREE', B&B, 4'-5' HIGH	U	LAND	PLNT
020018M26A		ACER RUBRUM 'OCTOBER GLORY', B&B, 3"-3 1/2" CALIPER, 14'-16' HIGH	U	LAND	PLNT
020018M26C		CERCIS CANADENSIS, CLUMP, B&B, HEAVY, 8' TO 10' HIGH	U	LAND	PLNT
020018M26P		PINUS STROBUS, B&B, 6'-7' HIGH	U	LAND	PLNT
020018M26T		TILIA CORDATA 'GREENSPIRE', B&B, 2"-2 1/2" CALIPER, 10'-12' HIGH	U	LAND	PLNT
020018M27A		ACER RUBRUM 'RED SUNSET', B&B, 2"-2 1/2" CALIPER, 12'-14' HIGH	U	LAND	PLNT
020018M27C		CHAENOMELES SPECIOSA, BR, 18" TO 24" HIGH	U	LAND	PLNT
020018M27I		ILEX VERTICILLATA "WINTER RED", B&B, 2-3' HIGH	U	LAND	PLNT
020018M27L		LIGUSTRUM OVALIFOLIUM, BR, 2'-3' HIGH	U	LAND	PLNT
020018M27M		MALUS ZUMI "CALOCARPA", B&B, 1 1/4"-1 1/2" CALIPER, 5'-6' HIGH	U	LAND	PLNT
020018M27P		PINUS STROBUS, B&B, 7'-8' HIGH	U	LAND	PLNT
020018M27S		SAMBUCUS CANADENSIS, #2 CANS, 15"-18" HIGH	U	LAND	PLNT
020018M27T		TILIA CORDATA 'GREENSPIRE', B&B, 3"-3 1/2" CALIPER, 12'-14' HIGH	U	LAND	PLNT
020018M28A		ACER RUBRUM 'RED SUNSET', B&B, 2 1/2"-3" CALIPER, 14'-16' HIGH	U	LAND	PLNT
020018M28C		CHAENOMELES SPECIOSA, BR, 2' TO 3' HIGH	U	LAND	PLNT
020018M28H		HEMEROCALLIS 'HAPPY RETURNS', #2 CONATINER	U	LAND	PLNT
020018M28L		LIGUSTRUM OVALIFOLIUM, BR, 3'-4' HIGH	U	LAND	PLNT
020018M28M		MALUS 'CARIDNAL', B&B, 2"-2-1/2" CALIPER, 10'-12' HIGH	U	LAND	PLNT



New Jersey Department of Transportation
Capital Program Support
Spec Year 2001 Item List

06/02/2016


<u>Item Number</u>	<u>Alternate Item ID</u>	<u>Description</u>	<u>Units</u>	<u>Class</u>	<u>Type</u>
020018M28P		PINUS STROBUS, B&B, 8'-9' HIGH	U	LAND	PLNT
020018M28S		SAMBUCUS CANADENSIS, #2 CANS, 18"-24" HIGH	U	LAND	PLNT
020018M28T		TILIA CORDATA 'GREENSPIRE', B&B, 3 TO 3 1/2" CALIPER, BRANCHED 6 TO 6.5' HIGH	U	LAND	PLNT
020018M29A		ACER RUBRUM 'RED SUNSET', B&B, 3"-3 1/2" CALIPER, 14'-16' HIGH	U	LAND	PLNT
020018M29C		CHRYSANTHEMUM MAXIMUM 'BECKY', # 1 CONTAINER	U	LAND	PLNT
020018M29P		PINUS STROBUS, B&B, 9'-10' HIGH	U	LAND	PLNT
020018M29T		TILIA TOMENTOSA, B&B, 2"-2 1/2" CALIPER, 12'-14' HIGH	U	LAND	PLNT
020018M30A		ACER RUBRUM 'RED SUNSET', B&B, 3"-3 1/2" CAL, 14-16' HIGH, BRANCHED 6-6.5'	U	LAND	PLNT
020018M30C		CLETHRA ALNIFOLIA, BR, 18" TO 24" HIGH	U	LAND	PLNT
020018M30E		EUONYMUS ALATA 'COMPACTA', BR, 15"-18" HIGH	U	LAND	PLNT
020018M30H		HAMAMELIS VERNALIS, B&B, 18"-24" HIGH	U	LAND	PLNT
020018M30J		JUNIPERUS CONFERTA, CANS, 12"-15" SPREAD	U	LAND	PLNT
020018M30P		PINUS THUNBERGIANA, B&B, 3'-4' HIGH	U	LAND	PLNT
020018M30Q		QUERCUS RUBRA, BR, 1"-1 1/4" CALIPER, 8'-10' HIGH	U	LAND	PLNT
020018M30T		TILIA CORDATA 'GREENSPIRE', B&B, 4-4 1/4" CAL, 16'-18' HIGH, BRANCHED 6'-6	U	LAND	PLNT
020018M30V		VIBURNUM OPULUS, BR, 2'-3' HIGH	U	LAND	PLNT
020018M31A		ACER SACCHARUM, BR, 1"-1 1/4" CALIPER, 8' TO 10' HIGH	U	LAND	PLNT
020018M31C		CLETHRA ALNIFOLIA, BR, 2' TO 3' HIGH	U	LAND	PLNT
020018M31E		EUONYMUS ALATA 'COMPACTA', BR, 18"-24" HIGH	U	LAND	PLNT
020018M31F		FRAXINUS AMERICANA, BR, 1"-1 1/4" CALIPER, 8'-10' HIGH	U	LAND	PLNT
020018M31I		IRIS PSEUDACORUS, BULB	U	LAND	PLNT
020018M31P		PINUS THUNBERGIANA, B&B, 4'-5' HIGH	U	LAND	PLNT
020018M31Q		QUERCUS RUBRA, B&B, 2"-2 1/2" CALIPER, 12'-14' HIGH	U	LAND	PLNT
020018M31V		VIBURNUM OPULUS, BR, 3'-4' HIGH	U	LAND	PLNT
020018M32A		ACER SACCHARUM, B&B, 2"-2 1/2" CALIPER, 12' TO 14' HIGH	U	LAND	PLNT
020018M32C		COMPTONIA PEREGRINA, #1 CONTAINER, 15" TO 18" HIGH	U	LAND	PLNT
020018M32F		FRAXINUS AMERICANA, B&B, 2"-2 1/2" CALIPER, 12'-14' HIGH	U	LAND	PLNT
020018M32L		LINDERA BENZOIN, CANS, 15"-18" HIGH	U	LAND	PLNT
020018M32N		NYSSA SYLVATICA, #2 CANS, 3'-4' HIGH	U	LAND	PLNT



New Jersey Department of Transportation
Capital Program Support
Spec Year 2001 Item List

06/02/2016


<u>Item Number</u>	<u>Alternate Item ID</u>	<u>Description</u>	<u>Units</u>	<u>Class</u>	<u>Type</u>
020018M32P		PINUS THUNBERGIANA, B&B, 5'-6' HIGH	U	LAND	PLNT
020018M32Q		QUERCUS RUBRA, B&B, 3"-3 1/2" CALIPER, 14'-16' HIGH	U	LAND	PLNT
020018M33A		ACER SACCHARUM, B&B, 2 1/2"-3" CALIPER, 14' TO 16' HIGH	U	LAND	PLNT
020018M33C		CAREX STRICTA, 2" PLUGS	U	LAND	PLNT
020018M33F		FRAXINUS AMERICANA, B&B, 2 1/2"-3" CALIPER, 14'-16' HIGH	U	LAND	PLNT
020018M33L		LINDERA BENZOIN, #2 CAN, 18"-24" HIGH	U	LAND	PLNT
020018M33M		MISCANTHUS SINENSIS 'GRACILLIMUS', # 1 CONTAINER	U	LAND	PLNT
020018M33P		PINUS THUNBERGIANA, B&B, 6'-7' HIGH	U	LAND	PLNT
020018M33Q		QUERCUS RUBRA, B&B, 3 TO 3 1/2" CALIPER, 14' TO 16' HIGH, BRANCHED 6 TO 6.5'	U	LAND	PLNT
020018M33R		RUDEBECKIA HIRTA, #SP4	U	LAND	PLNT
020018M33S		SASSAFRAS ALBIDUM, #2 CANS, 18"-24" HIGH	U	LAND	PLNT
020018M33V		VIBURNUM PLICATUM TOMENTOSUM 'MARIESI', B&B, 4' TO 5' HIGH	U	LAND	PLNT
020018M34A		ACER SACCHARUM, B&B, 3"-3 1/2" CALIPER, 14' TO 16' HIGH	U	LAND	PLNT
020018M34C		CLETHRA ALNIFOLIA, #3 CONTAINER, 18" TO 24" HIGH	U	LAND	PLNT
020018M34E		EUONYMUS ALATA 'COMPACTA', B&B, 2'-3' HIGH	U	LAND	PLNT
020018M34F		FRAXINUS AMERICANA 'AUTUMN PURPLE', B&B, 2"-2 1/2" CALIPER, 12'-14' HIGH	U	LAND	PLNT
020018M34I		IRIS PSEUDACORUS, BR, SEEDLING	U	LAND	PLNT
020018M34L		LINDERA BENZOIN, BR, 18"-24" HIGH	U	LAND	PLNT
020018M34M		MISCANTHUS SINENSIS 'STRICTUS', # 1 CONTAINER	U	LAND	PLNT
020018M34P		PINUS THUNBERGIANA, BR, 4 YEAR TRANSPLANT, 12"-15" HIGH	U	LAND	PLNT
020018M34Q		QUERCUS RUBRA, B&B, 4 TO 4 1/4" CALIPER, 16 TO 18' HIGH, BRANCHED 6 TO 6.	U	LAND	PLNT
020018M34S		SASSAFRAS ALBIDUM, B&B, 1"-1 1/4" CALIPER, 6'-8' HIGH	U	LAND	PLNT
020018M35A		ACER SACCHARUM 'COLUMNARE', B&B, 2"-2 1/2" CALIPER, 12'-14' HIGH	U	LAND	PLNT
020018M35C		COREOPSIS VERTICILLATA 'MOONBEAM', # 1 CONTAINER	U	LAND	PLNT
020018M35F		FRAXINUS AMERICANA 'AUTUMN PURPLE', B&B, 2 1/2"-3" CALIPER, 14'-16' HIGH	U	LAND	PLNT
020018M35P		PHLOX PANICULATA 'EVA CULLUM', # 1 CONTAINER	U	LAND	PLNT
020018M35V		VIBURNUM PRUNIFOLIUM, B&B, 18"-24" HIGH	U	LAND	PLNT
020018M36A		ACER SACCHARUM 'COLUMNARE', B&B, 2 1/2"-3" CALIPER, 14'-16' HIGH	U	LAND	PLNT
020018M36F		FRAXINUS AMERICANA 'AUTUMN PURPLE', BR, 1"-1 1/4" CALIPER, 8'-10' HIGH	U	LAND	PLNT



New Jersey Department of Transportation
Capital Program Support
Spec Year 2001 Item List

06/02/2016


<u>Item Number</u>	<u>Alternate Item ID</u>	<u>Description</u>	<u>Units</u>	<u>Class</u>	<u>Type</u>
020018M36J		JUNIPERUS HORIZONTALIS 'WILTONI', CANS, 15"-18" SPREAD	U	LAND	PLNT
020018M36P		PICEA GLAUCA, B&B, 6' TO 6 1/2' HIGH	U	LAND	PLNT
020018M36V		VIBURNUM PRUNIFOLIUM, B&B, 2'-3' HIGH	U	LAND	PLNT
020018M37A		ACER SACCHARUM 'GREEN MOUNTAIN', BR, 1"-1 1/4" CALIPER, 8'-10' HIGH	U	LAND	PLNT
020018M37C		CORNUS ALBA SIBIRICA, BR, 2' TO 3' HIGH	U	LAND	PLNT
020018M37P		PHLOX PANICULATA 'BRIGHT EYES', # 1 CONTAINER	U	LAND	PLNT
020018M37S		SAURURUS CERNUUS, RHIZOME	U	LAND	PLNT
020018M37V		VIBURNUM PRUNIFOLIUM, B&B, 3'-4' HIGH	U	LAND	PLNT
020018M38A		ACER SACCHARUM 'GREEN MOUNTAIN', B&B, 2"-2 1/2" CALIPER, 12'-14' HIGH	U	LAND	PLNT
020018M38C		CORNUS ALBA SIBIRICA, BR, 3' TO 4' HIGH	U	LAND	PLNT
020018M38F		FRAXINUS AMERICANA 'ROSEHILL', B&B, 2"-2 1/2" CALIPER, 12'-14' HIGH	U	LAND	PLNT
020018M38P		PHLOX PANICULATA 'DAVID', # 1 CONTAINER	U	LAND	PLNT
020018M38R		RHUS COPALLINA, CONT., 2'-3' HIGH	U	LAND	PLNT
020018M38S		SAURURUS CERNUUS, BR, SEEDLING	U	LAND	PLNT
020018M38V		VIBURNUM PRUNIFOLIUM, B&B, 4' TO 5' HIGH	U	LAND	PLNT
020018M39A		ACER SACCHARUM 'GREEN MOUNTAIN', B&B, 2 1/2"-3" CALIPER, 14'-16' HIGH	U	LAND	PLNT
020018M39C		CLETHRA ALNIFOLIA 'SIXTEEN CANDLES', #3 CONTAINER, 18"-24" HIGH	U	LAND	PLNT
020018M39F		FRAXINUS AMERICANA 'ROSEHILL', B&B, 2 1/2"-3" CALIPER, 14'-16' HIGH	U	LAND	PLNT
020018M39K		KERRIA JAPONICA 'PLENIFLORA', # 3 CAN, 16" TO 20" HIGH	U	LAND	PLNT
020018M39P		PINUS STROBUS, B&B, 10' TO 12' HIGH	U	LAND	PLNT
020018M40A		ASTER NOVA-BELGII, 2" PLUGS	U	LAND	PLNT
020018M40C		CORNUS AMOMUM, BR, 2' TO 3' HIGH	U	LAND	PLNT
020018M40L		LIQUIDAMBAR STYRACIFLUA, BR, 1"-1 1/4" CALIPER, 6'-8' HIGH	U	LAND	PLNT
020018M40O		OXYDENDRUM ARBOREUM, B&B, 4'-5' HIGH	U	LAND	PLNT
020018M40P		PLATANUS ACERIFOLIA, B&B, 2"-2 1/2" CALIPER, 12'-14' HIGH	U	LAND	PLNT
020018M40R		RHUS GLABRA, CONT., 2'-3' HIGH	U	LAND	PLNT
020018M40T		TSUGA CANADENSIS, BR, 4 YEAR TRANSPLANTS, 12"-15" HIGH	U	LAND	PLNT
020018M40V		VIBURNUM RHYTIDOPHYLLOIDES 'ALLEGHANY', B&B, 0.9 TO 1.25 M HIGH	U	LAND	PLNT
020018M41A		ACHILLEA 'MOONSHINE', #1 CONTAINER	U	LAND	PLNT



New Jersey Department of Transportation
Capital Program Support
Spec Year 2001 Item List

06/02/2016


<u>Item Number</u>	<u>Alternate Item ID</u>	<u>Description</u>	<u>Units</u>	<u>Class</u>	<u>Type</u>
020018M41C		CORNUS AMOMUM, BR, 3' TO 4' HIGH	U	LAND	PLNT
020018M41I		IRIS VERSICOLOR, BULB	U	LAND	PLNT
020018M41L		LIQUIDAMBAR STYRACIFLUA, B&B, 2"-2 1/2" CALIPER, 10'-12' HIGH	U	LAND	PLNT
020018M41M		PLATANUS ACERIFOLIA, B&B, 2 1/2"-3" CALIPER, 14'-16' HIGH	U	LAND	PLNT
020018M41O		OXYDENDRUM ARBOREUM, B&B, 5'-6' HIGH	U	LAND	PLNT
020018M41P		PLATANUS ACERIFOLIA 'BLOODGOOD', B&B, 2" TO 2 1/2" CALIPER, 12' TO 14'	U	LAND	PLNT
020018M41S		SCIRPUS AMERICANUS, RHIZOME	U	LAND	PLNT
020018M41T		TSUGA CANADENSIS, B&B, 3'-4' HIGH	U	LAND	PLNT
020018M42A		AMMOPHILA BREVILIGULATA, 2" PLUGS	U	LAND	PLNT
020018M42C		CERCIS CANADENSIS, B&B, 6'-7' HIGH	U	LAND	PLNT
020018M42I		ILEX X 'SPARKLEBERRY', #3 CAN, 18"-24" HIGH	U	LAND	PLNT
020018M42L		LIQUIDAMBAR STYRACIFLUA, B&B, 3' TO 3 1/2' CALIPER, 13' TO 15' HIGH	U	LAND	PLNT
020018M42P		PLATANUS ACERIFOLIA 'BLOODGOOD', B&B, 3" TO 3 1/2" CALIPER, 12' TO 14'	U	LAND	PLNT
020018M42S		SCIRPUS AMERICANUS, BR, SEEDLING	U	LAND	PLNT
020018M42T		TSUGA CANADENSIS, B&B, 4'-5' HIGH	U	LAND	PLNT
020018M43A		AMELANCHIER GRANDIFLORA 'AUTUMN BRILLIANCE', B&B, 7' TO 8' HIGH	U	LAND	PLNT
020018M43I		ILEX VERTICILLATA 'LATE MALE', #3 CAN, 18"-24" HIGH	U	LAND	PLNT
020018M43P		PLATANUS ACERIFOLIA 'BLOODGOOD', B&B, 3-3 1/2 CAL, 12-14' HIGH, BRANCHED 6'-6.5	U	LAND	PLNT
020018M43T		TSUGA CANADENSIS, B&B, 5'-6' HIGH	U	LAND	PLNT
020018M43V		VIBURNUM SIEBOLDII, BR, 18"-24" HIGH	U	LAND	PLNT
020018M44A		ACER RUBRUM 'NORTHWOOD', B&B, 2"-2 1/2" CALIPER	U	LAND	PLNT
020018M44C		CRATAEGUS VIRIDIS 'WINTER KING', B&B, 7' - 8' HIGH	U	LAND	PLNT
020018M44I		IRIS VERSICOLOR, BR, SEEDLING	U	LAND	PLNT
020018M44M		MYRICA PENNSYLVANICA, B&B, 15"-18" HIGH	U	LAND	PLNT
020018M44P		PRUNUS SEROTINA, #2 CONTAINER, 3' HIGH	U	LAND	PLNT
020018M44R		RHODODENDRON VISCOSUM, #3 CONTAINER, 18"-24" HIGH	U	LAND	PLNT
020018M44S		SCIRPUS CYPERINUS, RHIZOME	U	LAND	PLNT
020018M44T		TSUGA CANADENSIS, B&B, 6'-7' HIGH	U	LAND	PLNT
020018M44V		VIBURNUM SIEBOLDII, BR, 2'-3' HIGH	U	LAND	PLNT



New Jersey Department of Transportation
Capital Program Support
Spec Year 2001 Item List

06/02/2016

<u>Item Number</u>	<u>Alternate Item ID</u>	<u>Description</u>	<u>Units</u>	<u>Class</u>	<u>Type</u>
020018M45A		ACORUS CALAMUS, BR SEEDLING	U	LAND	PLNT
020018M45C		CORNUS FLORIDA, B&B, 4' TO 5' HIGH	U	LAND	PLNT
020018M45P		POLYGONUM COCCINEUM, BR, SEEDLING	U	LAND	PLNT
020018M45S		SCIRPUS CYPERINUS, BR, SEEDLING	U	LAND	PLNT
020018M45T		TSUGA CANADENSIS, B&B, 7'-8' HIGH	U	LAND	PLNT
020018M45V		VIBURNUM SIEBOLDII, BR, 3'-4' HIGH	U	LAND	PLNT
020018M46A		ACER RUBRUM 'BRANDYWINE', B&B, 2"-2 1/2" CALIPER	U	LAND	PLNT
020018M46C		CORNUS FLORIDA, B&B, 5' TO 6' HIGH	U	LAND	PLNT
020018M46M		MYRICA PENNSYLVANICA, B&B, 18"-24" HIGH	U	LAND	PLNT
020018M46P		PINUS RIGIDA, B&B, 5' HIGH	U	LAND	PLNT
020018M47A		ACORUS CALAMUS, RHIZONE	U	LAND	PLNT
020018M47C		CORNUS FLORIDA, B&B, 6' TO 8' HIGH	U	LAND	PLNT
020018M47P		PONTEDERIA CORDATA, ROOTS	U	LAND	PLNT
020018M47S		SCIRPUS VALIDUS, RHIZOME	U	LAND	PLNT
020018M47V		VACCINIUM AUGUSTIFOLIUM, #1 CONT.	U	LAND	PLNT
020018M48P		PONTEDERIA CORDATA, BR, SEEDLING	U	LAND	PLNT
020018M48S		SCIRPUS VALIDUS, BR, SEEDLING	U	LAND	PLNT
020018M49P		PRUNUS SARGENTII 'COLUMNARIS', B&B, 1-3/4"-2" CALIPER, 6'-7' HIGH	U	LAND	PLNT
020018M49S		SHREDDED HARDWOOD BARK MULCH	SY	LAND	PLNT
020018M50A		ARONIA ARBUTIFOLIA 'BRILLIANTISSIMA', #3 CAN, 18"-24" HIGH	U	LAND	PLNT
020018M50C		CORNUS KOUSA B&B, 4' TO 5' HIGH	U	LAND	PLNT
020018M50L		LIRIODENDRON TULIPIFERA, BR, 1"-1 1/4" CALIPER, 8'-10' HIGH	U	LAND	PLNT
020018M50P		POTAMOGETON NODOSUS, TUBER	U	LAND	PLNT
020018M50S		SOPHORA JAPONICA 'REGENT', B&B, 2"-2 1/2" CALIPER, 12'-14' HIGH	U	LAND	PLNT
020018M50T		TYPHA LATIFOLIA, RHIZOME	U	LAND	PLNT
020018M50V		VIBURNUM TOMENTOSUM, BR, 18"-24" HIGH	U	LAND	PLNT
020018M51C		CORNUS KOUSA, B&B, 5' TO 6' HIGH	U	LAND	PLNT
020018M51F		FRAXINUS PENNSYLVANICA, BR, 1"-1 1/4" CALIPER, 8'-10' HIGH	U	LAND	PLNT
020018M51L		LIRIODENDRON TULIPIFERA, B&B, 2"-2 1/2" CALIPER, 12'-14' HIGH	U	LAND	PLNT



New Jersey Department of Transportation
Capital Program Support
Spec Year 2001 Item List

06/02/2016


<u>Item Number</u>	<u>Alternate Item ID</u>	<u>Description</u>	<u>Units</u>	<u>Class</u>	<u>Type</u>
020018M51P		POTAMOGETON NODOSUS, BR, SEEDLING	U	LAND	PLNT
020018M51T		TYPHA LATIFOLIA, BR, SEEDLING	U	LAND	PLNT
020018M51V		VIBURNUM TOMENTOSUM, BR, 2'-3' HIGH	U	LAND	PLNT
020018M52C		CORNUS KOUSA, B&B, 6' TO 8' HIGH	U	LAND	PLNT
020018M52F		FRAXINUS PENNSYLVANICA, B&B, 1 1/2"-1 3/4" CALIPER, 10'-12' HIGH	U	LAND	PLNT
020018M52I		IVA FRUTESCENS, CANS, 15"-18" HIGH	U	LAND	PLNT
020018M52P		PINUS RIGIDA, #7 CONT., 5'-6' HIGH	U	LAND	PLNT
020018M52V		VIBURNUM TOMENTOSUM, BR, 3'-4' HIGH	U	LAND	PLNT
020018M53A		ALISMA PLANTAGO-AQUATICA, BR SEEDLING	U	LAND	PLNT
020018M53C		CORNUS KOUSA, B&B, HEAVY, 8' TO 10' HIGH	U	LAND	PLNT
020018M53F		FRAXINUS PENNSYLVANICA, B&B, 2"-2 1/2" CALIPER, 12'-14' HIGH	U	LAND	PLNT
020018M53P		PINUS VIRGINIANA, B&B, 7'-8' HIGH	U	LAND	PLNT
020018M54A		ALISMA PLANTAGO-AQUATICA, TUBER	U	LAND	PLNT
020018M54C		CLETHRA ALNIFOLIA 'RUBY SPICE', #3 CAN, 18"-24" HIGH	U	LAND	PLNT
020018M54F		FRAXINUS PENNSYLVANICA 'PATMORE', B&B, 2" TO 2 1/2" CALIPER, 12' TO 14'	U	LAND	PLNT
020018M54P		POTAMOGETON PECTINATUS, BR, SEEDLING, 3" HIGH MINIMUM	U	LAND	PLNT
020018M55F		FRAXINUS PENNSYLVANICA 'MARSHALL'S SEEDLESS', B&B, 2"-2 1/2" CALIPER, 10'-12'	U	LAND	PLNT
020018M55H		HYDRANGEA QUERCIFOLIA, #2 CAN, 15"-18" HIGH	U	LAND	PLNT
020018M55P		PINUS RIGIDA, B&B, 5' TO 6' HIGH	U	LAND	PLNT
020018M55S		SPARTINA ALTERNIFLORA, 2" PLUGS	U	LAND	PLNT
020018M55V		VIBURNUM TOMENTOSUM 'SHASTA', BR, 2'-3' HIGH	U	LAND	PLNT
020018M56A		ALNUS RUGOSA, BR, 15"-18" HIGH	U	LAND	PLNT
020018M56C		CORNUS RACEMOSA, BR, 18" TO 24" HIGH	U	LAND	PLNT
020018M56F		FRAXINUS PENNSYLVANICA 'PATMORE', B&B, 2 1/2" TO 3" CALIPER, 14' TO 16'	U	LAND	PLNT
020018M56H		HYDRANGEA QUERCIFOLIA 'SNOW QUEEN', # 2 CAN, 16" TO 20" HIGH	U	LAND	PLNT
020018M56P		PRUNUS X. CISTENA, #5 CONTAINER, 2' TO 3' HIGH	U	LAND	PLNT
020018M56S		SPARGANIUM AMERICANUM, ROOT	U	LAND	PLNT
020018M57C		CORNUS RACEMOSA, BR, 2' TO 3' HIGH	U	LAND	PLNT
020018M57F		FRAXINUS PENNSYLVANICA 'SUMMIT', B&B, 2"-2 1/2" CALIPER, 12'-14' HIGH	U	LAND	PLNT



New Jersey Department of Transportation
Capital Program Support
Spec Year 2001 Item List

06/02/2016

<u>Item Number</u>	<u>Alternate Item ID</u>	<u>Description</u>	<u>Units</u>	<u>Class</u>	<u>Type</u>
020018M57P		PRUNUS SUBHIRTELLA PENDULA, B&B, 3 1/2"-4" CALIPER, 10'-12' HIGH	U	LAND	PLNT
020018M57S		SPARGANIUM AMERICANUM, BR, SEEDLING	U	LAND	PLNT
020018M58C		CORNUS RACEMOSA, BR, 3' TO 4' HIGH	U	LAND	PLNT
020018M58F		FRAXINUS PENNSYLVANICA 'SUMMIT', B&B, 2 1/2"-3" CALIPER, 14'-16' HIGH	U	LAND	PLNT
020018M58P		PRUNUS X YEDOENSIS 'AKEBONO', B&B, 3 1/2"-4" CALIPER, 12'-14' HIGH	U	LAND	PLNT
020018M58V		VIBURNUM TRILOBUM, BR, 2'-3' HIGH	U	LAND	PLNT
020018M59C		CORNUS RUTGERS HYBRIDS STELLAR PINK, B&B, 6' TO 8' HIGH	U	LAND	PLNT
020018M59H		HYPERICUM PATULUM 'HIDCOTE'	U	LAND	PLNT
020018M59V		VIBURNUM TRILOBUM, BR, 3'-4' HIGH	U	LAND	PLNT
020018M60C		CORNUS STOLONIFERA, BR, 18" TO 24" HIGH	U	LAND	PLNT
020018M60L		LONICERA FRAGRANTISSIMA, BR, 2'-3' HIGH	U	LAND	PLNT
020018M60P		PRUNUS MAACKII, B&B, 1 1/4"-1 1/2" CALIPER, 5'-6' HIGH	U	LAND	PLNT
020018M61C		CORNUS STOLONIFERA, BR, 2' TO 3' HIGH	U	LAND	PLNT
020018M61L		LONICERA FRAGRANTISSIMA, BR, 3'-4' HIGH	U	LAND	PLNT
020018M61P		PRUNUS SUBHIRTELLA 'PENDULA', B&B, 1 1/4"-1 1/2" CAL, 5'-6' HIGH	U	LAND	PLNT
020018M61S		SPARTINA ALTERNIFLORA, 1 3/4" PEAT POT	U	LAND	PLNT
020018M61V		VIBURNUM DENTATUM 'AUTUMN JAZZ', #3 CAN, 18"-24" HIGH	U	LAND	PLNT
020018M62A		AMELANCHIER CANADENSIS, B&B, 4'-5' HIGH	U	LAND	PLNT
020018M62C		CORNUS STOLONIFERA 'FLAVIRAMEA', BR, 18"-24" HIGH	U	LAND	PLNT
020018M62P		PRUNUS MARITIMA, BR, 2'-3' HIGH	U	LAND	PLNT
020018M62S		SPARTINA PATENS, 1 3/4" PEAT POT	U	LAND	PLNT
020018M63A		AMELANCHIER CANADENSIS, B&B, 5'-6' HIGH	U	LAND	PLNT
020018M63C		CORNUS STOLONIFERA "FLAVIRAMEA", BR,2-3'HIGH	U	LAND	PLNT
020018M63P		PRUNUS MARITIMA, B&B, 5'-6' HIGH	U	LAND	PLNT
020018M64A		AMELANCHIER CANADENSIS, B&B, 6'-8' HIGH	U	LAND	PLNT
020018M64C		COTONEASTER DAMMERI 'SKOGSHOLMEN', # 2 CAN	U	LAND	PLNT
020018M65C		COTONEASTER DAMMERI 'HERBSTFEUER', # 2 CAN	U	LAND	PLNT
020018M65L		LONICERA JAPONICA HALLIANA, 3" POT	U	LAND	PLNT
020018M66A		AMELANCHIER X GRANDIFLORA 'CUMULUS', B&B, 2"-2-1/2" CALIPER 10'-12' HIGH	U	LAND	PLNT



New Jersey Department of Transportation
Capital Program Support
Spec Year 2001 Item List

06/02/2016


<u>Item Number</u>	<u>Alternate Item ID</u>	<u>Description</u>	<u>Units</u>	<u>Class</u>	<u>Type</u>
020018M66C		COTONEASTER SALICIFOLIUS 'REPENS', # 2 CAN	U	LAND	PLNT
020018M66P		PRUNUS 'OKAME', B&B, 1 1/2" TO 1 3/4" CALIPER 6' TO 6 1/2' HIGH	U	LAND	PLNT
020018M66S		SPARTINA PATENS, 2" PLUGS	U	LAND	PLNT
020018M67C		COTINUS COGGYGRIA, BR, 18" TO 24" HIGH	U	LAND	PLNT
020018M67L		LONICERA MAACK11, BR, 2'-3' HIGH	U	LAND	PLNT
020018M68A		AMMOPHILA BREVILIGULATA, 1 3/4" PEAT POT	U	LAND	PLNT
020018M68C		COTINUS COGGYGRIA, BR, 2' TO 3' HIGH	U	LAND	PLNT
020018M68L		LONICERA TATARICA ALBA, BR, 2'-3' HIGH	U	LAND	PLNT
020018M68P		PRUNUS SARGENTII, B&B, 1 1/4"-1 1/2" CALIPER, 5'-6' HIGH	U	LAND	PLNT
020018M69L		LONICERA TATARICA ALBA, BR, 3'-4' HIGH	U	LAND	PLNT
020018M69P		PRUNUS SARGENTII, B&B, 1 1/2"-1 3/4" CALIPER, 6' TO 6 1/2' HIGH	U	LAND	PLNT
020018M70C		CRATAEGUS CRUS-GALLI, B&B, 4' TO 5' HIGH	U	LAND	PLNT
020018M70P		PRUNUS SERRULATA 'KWANZAN', B&B, 1 1/4"-1 1/2" CALIPER, 5'-6' HIG	U	LAND	PLNT
020018M70S		SPIRAEA BUMALDA 'ANTHONY WATERER', BR, 15"-18" HIGH	U	LAND	PLNT
020018M71C		CRATAEGUS CRUS-GALLI, B&B, 5' TO 6' HIGH	U	LAND	PLNT
020018M71P		PRUNUS SERRULATA 'SHIROFUGEN', B&B, 1 1/4"-1 1/2" CALIPER, 5'-6' HIG	U	LAND	PLNT
020018M71S		SPIRAEA BUMALDA 'ANTHONY WATERER', BR, 18"-24" HIGH	U	LAND	PLNT
020018M72P		PRUNUS SERRULATA 'SHIROTAE', B&B, 1 1/4"-1 1/2" CALIPER, 5'-6' HIG	U	LAND	PLNT
020018M72S		SPIRAEA BUMALDA 'ANTHONY WATERER', BR, 2' TO 3' HIGH	U	LAND	PLNT
020018M73A		ARONIA ARBUTIFOLIA, BR, 18"-24" HIGH	U	LAND	PLNT
020018M73P		PRUNUS SERRULATA "KWANZAN", B&B, 1 1/2" TO 1 3/4" CALIPER, 6' TO 6 1/2' HIGH	U	LAND	PLNT
020018M74C		CRATAEGUS LAVALLEI, B&B, 4' TO 5' HIGH	U	LAND	PLNT
020018M75C		CRATAEGUS LAVALLEI, B&B, 5' TO 6' HIGH	U	LAND	PLNT
020018M75S		SPIRAEA NIPPONICA 'SNOWMOUND', #2 CAN, 15"-18" HIGH	U	LAND	PLNT
020018M76P		PRUNUS SUBHIRTELLA 'AUTUMNALIS', B&B, 1 1/4"-1 1/2" CALIPER, 5'-6' HIG	U	LAND	PLNT
020018M77A		ARONIA ARBUTIFOLIA, BR, 2'-3' HIGH	U	LAND	PLNT
020018M77P		PRUNUS YEDOENSIS 'AFTERGLOW', B&B, 1 1/4"-1 1/2" CALIPER, 5'-6' HIG	U	LAND	PLNT
020018M77S		SPIRAEA VANHOUTTEI, BR, 3'-4' HIGH	U	LAND	PLNT
020018M78C		CRATAEGUS MOLLIS, B&B, 4' TO 5' HIGH	U	LAND	PLNT



New Jersey Department of Transportation
Capital Program Support
Spec Year 2001 Item List

06/02/2016

<u>Item Number</u>	<u>Alternate Item ID</u>	<u>Description</u>	<u>Units</u>	<u>Class</u>	<u>Type</u>
020018M79C		CRATAEGUS MOLLIS, B&B, 5' TO 6' HIGH	U	LAND	PLNT
020018M79P		PYRUS CALLERYANA "ARISTOCRAT", B&B, 2" TO 2 1/2" CALIPER, 10' TO 12' HIGH	U	LAND	PLNT
020018M80P		PYRUS CALLERYANA "ARISTOCRAT", B&B, 3" TO 3 1/2" CALIPER, 12' TO 14' HIGH	U	LAND	PLNT
020018M81C		CRATAEGUS PHAENOPYRUM, B&B, 4' TO 5' HIGH	U	LAND	PLNT
020018M81P		PYRUS CALLERYANA 'ARISTOCRAT', B&B, 3-3 1/2" CAL, 12-14' HIGH, BRANCHED 6-6.5	U	LAND	PLNT
020018M82C		CRATAEGUS PHAENOPYRUM, B&B, 5' TO 6' HIGH	U	LAND	PLNT
020018M82P		PYRUS CALLERYANA BRADFORD, B&B, 2"-2 1/2" CALIPER, 10'-12' HIGH	U	LAND	PLNT
020018M82Z		BED RENOVATION	SY	LAND	PLNT
020018M83A		AZALEA 'DELAWARE VALLEY WHITE', CANS, 15"-18" SPREAD	U	LAND	PLNT
020018M83P		PYRUS CALLERYANA BRADFORD, B&B, 3"-3 1/2" CALIPER, 12'-14' HIGH	U	LAND	PLNT
020018M84A		AZALEA 'DELAWARE VALLEY WHITE', CANS, 18"-24" SPREAD	U	LAND	PLNT
020018M84C		CRATAEGUS VIRIDIS 'WINTER KING', B&B, 5' TO 6' HIGH	U	LAND	PLNT
020018M84P		PYRUS CALLERYANA 'REDSPIRE', B&B, 2"-2 1/2" CALIPER, 10'-12' HIGH	U	LAND	PLNT
020018M85P		PYRUS CALLERYANA 'REDSPIRE', B&B, 3"-3 1/2" CALIPER, 12'-14' HIGH	U	LAND	PLNT
020018M86A		AZALEA 'JOLIE MADAME', # 2 CAN, 1.5 TO 2' HIGH	U	LAND	PLNT
020018M86P		PYRUS CALLERYANA 'CAPITAL', B&B, 2 TO 2 1/2" CALIPER, 10' TO 12' HIGH	U	LAND	PLNT
020018M87P		PYRUS CALLERYANA 'CAPITAL', B&B, 3" TO 3 1/2" CALIPER, 12' TO 14' HIGH	U	LAND	PLNT
020018M88A		AZALEA 'POUKHANENSIS', # 3 CAN, 1.5 TO 2' HIGH	U	LAND	PLNT
020018M88P		PYRUS CALLERYANA "CAPITAL", B&B, 3" TO 3 1/2" CALIPER, 12-14' HIGH, BRANCHED 6-6.5'	U	LAND	PLNT
020018M89P		PYRUS CALLERYANA 'CHANTICLEER', B&B, 2" TO 2 1/2" CALIPER, 10' TO 12'	U	LAND	PLNT
020018M89Q		PREVEGETATED COIR MATTRESS	LF	LAND	PLNT
020018M89W		TOPSOIL	SY	LAND	PLNT
020018M89Z		TOPSOIL	CY	LAND	PLNT
020018M90A		AZALEA 'STEWARTSTONIAN', # 3 CAN, 1.5 TO 2' HIGH	U	LAND	PLNT
020018M90P		PYRUS CALLERYANA 'CHANTICLEER', B&B, 3 TO 3 1/2" CALIPER, 12' TO 14'	U	LAND	PLNT
020018M90Z		SOIL AMENDMENT	SY	LAND	TURF
020018M91A		ACER SACCHARUM 'SILVER MAPLE'	U	LAND	PLNT
020018M91P		PYRUS CALLERYANA 'CHANTICLEER', B&B, 3-3.5" CAL, 12-14' HIGH, BRANCHED 6-6.5	U	LAND	PLNT
020018M92P		PYRUS CALLERYANA 'REDSPIRE', B&B, 3-3.5" CAL, 12-14' HIGH, BRANCHED 6-6.5	U	LAND	PLNT



New Jersey Department of Transportation
Capital Program Support
Spec Year 2001 Item List

06/02/2016

<u>Item Number</u>	<u>Alternate Item ID</u>	<u>Description</u>	<u>Units</u>	<u>Class</u>	<u>Type</u>
020018M92W		PEAT	T	LAND	PLNT
020018M93P		PRUNUS CERASIFERA 'THUNDERCLOUD', B&B, 1-1/2" - 1-3/4" CALIPER, 6' - 6-1/2' HIGH	U	LAND	PLNT
020018M94P		PRUNUS MARITIMA, CONT., 2'-3' HIGH	U	LAND	PLNT
020018M95P		PANICUM VIRGATUM, 2" PLUGS	U	LAND	PLNT
020018M95W		WATERING	MG	LAND	PLNT
020018M95Z		WATERING	MG	LAND	PLNT
020018M96P		PLANT EXTENDED ESTABLISHMENT PLAN	LS	LAND	PLNT
020018M97P		PINUS FLEXILIS, B&B, 5'-6' HIGH	U	LAND	PLNT
020018M97Z		TREE PROTECTION	LF	LAND	PLNT
020018M98P		PINUS FLEXILIS, B&B, 6'-7' HIGH	U	LAND	PLNT
020018M98W		MOWING	ACRE	LAND	PLNT
020018M99G		GATEHOUSE STRUCTURE	U	LAND	MISC
020018M99L		TRAILER INSTALLATION	LS	MISC	MISC
020018M99M		MAINTENANCE GARAGE	LS	MISC	MISC
020018M99P		PLATANUS OCCIDENTALIS 'SYCAMORE'	U	LAND	PLNT
020018N04B		BROKEN STONE SURFACE, 4" THICK	SY	LAND	PLNT
020018N05B		NONVEGETATIVE SURFACE, HOT MIX ASPHALT	SY	ASPX	NVSF
020018N06B		NON-VEGETATIVE SURFACE, PERMEABLE ASPHALT	T	LAND	NVSF
020018N07B		NONVEGETATIVE SURFACE, POROUS HOT MIX ASPHALT	T	ASPX	NVSF
020018N07C		NONVEGETATIVE SURFACE, POROUS HOT MIX ASPHALT	SY	ASPX	NVSF
020018N08B		NON-VEGETATIVE SURFACE, POLYESTER MATTING	SY	LAND	NVSF
020018N10C		BITUMINOUS-TREATED STONE SURFACE, 4" THICK	SY	LAND	NVSF
020018N11C		COLOR-COATED NONVEGETATIVE SURFACE, HOT MIX ASPHALT	SY	ASPX	NVSF
020018N21C		COLOR-COATED BITUMINOUS-TREATED STONE SURFACE, 4" THICK	SY	LAND	NVSF
020018N21D		COLOR-COATED BITUMINOUS CONCRETE SURFACE	SY	ASPX	NVSF
020019Z99Z		NO ITEM	U	NONE	NONE
02001MA001		INSPECTION OF UNITS	U	MISC	CUSH
02001MA002		CARTRIDGE, TYPE 80, REPLACE	U	MISC	CUSH
02001MA003		CARTRIDGE, TYPE 81, REPLACE	U	MISC	CUSH



New Jersey Department of Transportation
Capital Program Support
Spec Year 2001 Item List

06/02/2016

<u>Item Number</u>	<u>Alternate Item ID</u>	<u>Description</u>	<u>Units</u>	<u>Class</u>	<u>Type</u>
02001MA004		CARTRIDGE, TYPE 82, REPLACE	U	MISC	CUSH
02001MA005		SAFETY FLEX BELT, REPLACE	U	MISC	CUSH
02001MA006		LEG SUPPORT, SAFETY FLEX BELT, REPLACE	U	MISC	CUSH
02001MA007		FENDER PANEL WITH HARDWARE, REPLACE	U	MISC	CUSH
02001MA008		FENDER PANEL WITHOUT HARDWARE, REPLACE	U	MISC	CUSH
02001MA009		STABILIZER, FENDER PANEL, REPLACE	U	MISC	CUSH
02001MA010		HINGE, FENDER PANEL, REPLACE	U	MISC	CUSH
02001MA011		END FRAME, 1' AND 1.5' WIDE, REPLACE	U	MISC	CUSH
02001MA012		END FRAME, 2' AND 3' WIDE, REPLACE	U	MISC	CUSH
02001MA013		CENTER PANEL, 1.4' AND 2.2' WIDE, REPLACE	U	MISC	CUSH
02001MA014		CENTER PANEL, 3' AND 4' WIDE, REPLACE	U	MISC	CUSH
02001MA015		CABLE GUIDE, ADJUSTABLE, REPLACE	U	MISC	CUSH
02001MA016		TUBE SPACER, 0.9', 1.5' AND 1.75' LONG, REPLACE	U	MISC	CUSH
02001MA017		TUBE SPACER, 2.2', 2.6' AND 3' LONG, REPLACE	U	MISC	CUSH
02001MA018		BRACKET, CARTRIDGE SUPPORT, REPLACE	U	MISC	CUSH
02001MA019		BACKUP, STEEL (NARROW), REPLACE	U	MISC	CUSH
02001MA020		BACKUP, STEEL (MEDIUM), REPLACE	U	MISC	CUSH
02001MA021		BACKUP, STEEL (WIDE), REPLACE	U	MISC	CUSH
02001MA022		ADAPTOR, HORIZONTAL BRACE (NARROW), REPLACE	U	MISC	CUSH
02001MA023		ADAPTOR, HORIZONTAL BRACE (MEDIUM), REPLACE	U	MISC	CUSH
02001MA024		ADAPTOR, HORIZONTAL BRACE (WIDE), REPLACE	U	MISC	CUSH
02001MA025		FOOT, BACKUP STEEL (NARROW), REPLACE	U	MISC	CUSH
02001MA026		FOOT, BACKUP STEEL (MEDIUM), REPLACE	U	MISC	CUSH
02001MA027		FOOT, BACKUP STEEL (WIDE), REPLACE	U	MISC	CUSH
02001MA028		ADAPTOR, DIAGONAL BRACE, REPLACE	U	MISC	CUSH
02001MA029		BRACE, DIAGONAL, REPLACE	U	MISC	CUSH
02001MA030		FOOT, DIAGONAL BRACE, REPLACE	U	MISC	CUSH
02001MA031		SHIM, RESTRAINING CABLE, REPLACE	U	MISC	CUSH
02001MA032		GROMMET, CABLE WEAR PLATE, REPLACE	U	MISC	CUSH



New Jersey Department of Transportation
Capital Program Support
Spec Year 2001 Item List

06/02/2016


<u>Item Number</u>	<u>Alternate Item ID</u>	<u>Description</u>	<u>Units</u>	<u>Class</u>	<u>Type</u>
02001MA033		RESTRAINING CABLE ASSEMBLY, REPLACE	U	MISC	CUSH
02001MA034		SECONDARY CABLE ASSEMBLY, REPLACE	U	MISC	CUSH
02001MA035		PULL-OUT CABLE ASSEMBLY, REPLACE	U	MISC	CUSH
02001MA036		FRONT CABLE ANCHOR, REPLACE	U	MISC	CUSH
02001MA037		VINYL CELL, 2.9' LONG, YELLOW, REPLACE	U	MISC	CUSH
02001MA038		EXPANSION TYPE CONCRETE ANCHOR BOLT 3/4" X 7.5", REPLACE	U	MISC	CUSH
02001MA039		BRACKET, CARTRIDGE UPPER SUPPORT, REPLACE	U	MISC	CUSH
02001MA040		BRACKET, CARTRIDGE LOWER SUPPORT, REPLACE	U	MISC	CUSH
02001MA041		COVER, NOSE, REPLACE	U	MISC	CUSH
02001MA042		NOSE, LEG ASSEMBLY, REPLACE PIN, ANCHOR, REPLACE	U	MISC	CUSH
02001MA043		MUSHROOM BOLT ASSEMBLY, REPLACE	U	MISC	CUSH
02001MA044		THRIE BEAM GUIDE RAIL ELEMENT, STANDARD 13' LONG, REPLACE	U	MISC	CUSH
02001MA045		THRIE BEAM GUIDE RAIL ELEMENT, STANDARD 4' LONG, REPLACE	U	MISC	CUSH
02001MA046		RESTRAINING CABLE LESS THAN 25' LONG, REPLACE	U	MISC	CUSH
02001MA047		RESTRAINING CABLE, GREATER THAN 25', LONG, REPLACE	U	MISC	CUSH
02001MA048		STEEL BACKUP 2' WIDE WITH DIAPHRAGM, REPLACE	U	MISC	CUSH
02001MA049		STEEL BACKUP 2.5' WIDE WITH DIAPHRAGM, REPLACE	U	MISC	CUSH
02001MA050		STEEL BACKUP 3' WIDE WITH DIAPHRAGM, REPLACE	U	MISC	CUSH
02001MA051		SIDE STEEL BACKUP PANEL, REPLACE	U	MISC	CUSH
02001MA052		SIDE STEEL TRANSITION PANEL ASSEMBLY, REPLACE	U	MISC	CUSH
02001MA053		TRANSITION PANEL SUPPORT BRACKET, REPLACE	U	MISC	CUSH
02001MA054		TRANSITION PANEL ASSEMBLY 7' LONG, REPLACE	U	MISC	CUSH
02001MA055		TRANSITION PANEL ASSEMBLY, W-THRIE BEAM 7.2', REPLACE	U	MISC	CUSH
02001MA056		END SHOE, THRIE BEAM 2.5', REPLACE	U	MISC	CUSH
02001MA057		EXTENSION PANEL, 2 DEGREES 5', REPLACE	U	MISC	CUSH
02001MA058		EXTENSION PANEL, THRIE BEAM 5', REPLACE	U	MISC	CUSH
02001MA059		END SHOE, W-BEAM 2.5' LONG, REPLACE	U	MISC	CUSH
02001MA060		THRIE BEAM DEFLECTOR BACKUP, REPLACE	U	MISC	CUSH
02001MA061		THRIE BEAM SIDE BACKUP PANEL, REPLACE	U	MISC	CUSH



New Jersey Department of Transportation
Capital Program Support
Spec Year 2001 Item List

06/02/2016


<u>Item Number</u>	<u>Alternate Item ID</u>	<u>Description</u>	<u>Units</u>	<u>Class</u>	<u>Type</u>
02001MA062		CABLE GUIDE ASSEMBLY, REPLACE	U	MISC	CUSH
02001MA063		THRIE BEAM DIAPHRAGM ASSEMBLY, REPLACE	U	MISC	CUSH
02001MA064		CARTRIDGE ASSEMBLY, TYPE 51, REPLACE	U	MISC	CUSH
02001MA065		CHAIN RAIL ASSEMBLY (9' LONG OR LESS), REPLACE	U	MISC	CUSH
02001MA066		CHAIN RAIL ASSEMBLY (GREATER THAN 9'), REPLACE	U	MISC	CUSH
02001MA067		CABLE ANCHOR, REPLACE	U	MISC	CUSH
02001MA068		CABLE ANCHOR (STUD END), REPLACE	U	MISC	CUSH
02001MA069		EXPANSION TYPE CONCRETE ANCHOR BOLT 0.5" X 6", REPLACE	U	MISC	CUSH
02001MA070		TURNBUCKLE, 0.04" DIAMETER X 6", REPLACE	U	MISC	CUSH
02001MA071		TURNBUCKLE, 0.05" DIAMETER X 9", REPLACE	U	MISC	CUSH
02001MA072		CHEVRON, 2.5' X 2.5', REPLACE	U	MISC	CUSH
02001MA073		CARTRIDGE ASSEMBLY, TYPE I, REPLACE	U	MISC	CUSH
02001MA074		CARTRIDGE ASSEMBLY, TYPE II, REPLACE	U	MISC	CUSH
02001MA075		DIAPHRAGM ASSEMBLY, 2.5', REPLACE	U	MISC	CUSH
02001MA076		DIAPHRAGM ASSEMBLY, 2.2' TO 3.2', REPLACE	U	MISC	CUSH
02001MA077		DIAPHRAGM ASSEMBLY, 3.5' TO 5', REPLACE	U	MISC	CUSH
02001MA078		YELLOW NOSE ASSEMBLY, 2.5', REPLACE	U	MISC	CUSH
02001MA079		YELLOW NOSE ASSEMBLY, 7.5', REPLACE	U	MISC	CUSH
02001MA080		FENDER PANEL ASSEMBLY, QUAD BEAM 2.5', REPLACE	U	MISC	CUSH
02001MA081		FENDER PANEL ASSEMBLY, QUAD BEAM 7.5', REPLACE	U	MISC	CUSH
02001MA082		END SHOE, QUAD BEAM, REPLACE	U	MISC	CUSH
02001MA083		TRANSITION PANEL, 4" OFFSET, REPLACE	U	MISC	CUSH
02001MA084		TRANSITION PANEL, QUAD TO W-BEAM, REPLACE	U	MISC	CUSH
02001MA085		TRANSITION PANEL, QUAD TO THRIE BEAM, REPLACE	U	MISC	CUSH
02001MA086		TENSION STRUT BACKUP, 2.5', REPLACE	U	MISC	CUSH
02001MA087		TENSION STRUT BACKUP, 7.5', REPLACE	U	MISC	CUSH
02001MA088		MOUNTING HARDWARE FOR CONCRETE BACKUP 2.5', REPLACE	U	MISC	CUSH
02001MA089		MOUNTING HARDWARE FOR CONCRETE BACKUP 7.5', REPLACE	U	MISC	CUSH
02001MA090		CARTRIDGE SUPPORT BRACKET FOR TENSION STRUT BACKUP, REPLACE	U	MISC	CUSH



New Jersey Department of Transportation
Capital Program Support
Spec Year 2001 Item List

06/02/2016

<u>Item Number</u>	<u>Alternate Item ID</u>	<u>Description</u>	<u>Units</u>	<u>Class</u>	<u>Type</u>
02001MA091		CARTRIDGE SUPPORT BRACKET FOR DIAPHRAGM, REPLACE	U	MISC	CUSH
02001MA092		SIDE PANEL FOR STEEL AND CONCRETE BACKUPS, REPLACE	U	MISC	CUSH
02001MA093		MUSHROOM WASHER ASSEMBLY, REPLACE	U	MISC	CUSH
02001MA094		HINGE PLATE, FENDER PANEL FOR 7.5', REPLACE	U	MISC	CUSH
02001MA095		MONORAIL GUIDE, REPLACE	U	MISC	CUSH
02001MA096		CRASH CUSHIONS, QUADGUARD, 4 BAYS, 2.5' WIDE, REMOVE & CONS TRUCT	U	MISC	CUSH
02001MA097		CRASH CUSHIONS, QUADGUARD, 6 BAYS, 2.5' WIDE, REMOVE & CONS TRUCT	U	MISC	CUSH
02001MA098		CRASH CUSHIONS, QUADGUARD, 3 BAYS, 7.5' WIDE, REMOVE & CONST RUCT	U	MISC	CUSH
02001MA099		CRASH CUSHIONS, QUADGUARD, 6 BAYS, 7.5' WIDE, REMOVE & CONS TRUCT	U	MISC	CUSH
02001MA100		350.4 COVER, REPLACE	U	MISC	CUSH
02001MA101		350.6 COVER, REPLACE	U	MISC	CUSH
02001MA102		350.9 COVER, REPLACE	U	MISC	CUSH
02001MA103		350.4 NEW BACKUP SINGLE CABLE, REPLACE	U	MISC	CUSH
02001MA104		350.6 NEW BACKUP SINGLE CABLE, REPLACE	U	MISC	CUSH
02001MA105		350.9 NEW BACKUP SINGLE CABLE, REPLACE	U	MISC	CUSH
02001MA106		350.4 CABLE SYSTEM FOR SIDE, REPLACE	U	MISC	CUSH
02001MA107		350.6 CABLE SYSTEM FOR SIDE, REPLACE	U	MISC	CUSH
02001MA108		350.9 CABLE SYSTEM FOR SIDE, REPLACE	U	MISC	CUSH
02001MA109		350.4 BOTTOM CABLE, REPLACE	U	MISC	CUSH
02001MA110		350.6 BOTTOM CABLE, REPLACE	U	MISC	CUSH
02001MA111		350.9 BOTTOM CABLE, REPLACE	U	MISC	CUSH
02001MA112		SIDE MOUNT CABLE ANCHOR, REPLACE	U	MISC	CUSH
02001MA113		SIDE DELINEATORS, REPLACE	U	MISC	CUSH
02001MA114		2-CABLE RETAINER ASSEMBLY, REPLACE	U	MISC	CUSH
02001MA115		4-CABLE RETAINER ASSEMBLY, REPLACE	U	MISC	CUSH
02001MA116		CABLE ANCHOR COVER PLATE, REPLACE	U	MISC	CUSH
02001MA117		FRONT REFLECTIVE SHIELD, REPLACE	U	MISC	CUSH
02001MA118		RETAINER PLATE, REPLACE	U	MISC	CUSH
02001MA119		3" X 3" TUBING, REPLACE	U	MISC	CUSH



New Jersey Department of Transportation
Capital Program Support
Spec Year 2001 Item List

06/02/2016


<u>Item Number</u>	<u>Alternate Item ID</u>	<u>Description</u>	<u>Units</u>	<u>Class</u>	<u>Type</u>
02001MA120		GALVANIZED STABILIZER BAR, REPLACE	U	MISC	CUSH
02001MA121		GALVANIZED FRONT TUBE, REPLACE	U	MISC	CUSH
02001MA122		4" X 4" GALVANIZED WASHERS, REPLACE	U	MISC	CUSH
02001MA123		U-BOLTS, REPLACE	U	MISC	CUSH
02001MA124		U-BOLT PLATE, REPLACE	U	MISC	CUSH
02001MA125		ANCHOR BOLTS FOR CONCRETE, 60 COUNTS, REPLACE	SET	MISC	CUSH
02001MA126		ANCHOR BOLTS FOR ASPHALT, 60 COUNTS, REPLACE	SET	MISC	CUSH
02001MA127		TRANSITION PLATE, REPLACE	U	MISC	CUSH
02001MA128		REPLACEMENT CYLINDERS	U	MISC	CUSH
02001MA129		C-CHANNEL STAKES FOR ASPHALT, 12 COUNTS, REPLACE	SET	MISC	CUSH
02001MA130		CRASH CUSHONS, REACT 350 SYSTEM, 4 CYLINDERS, REMOVE & CONST RUCT	U	MISC	CUSH
02001MA131		CRASH CUSHIONS, REACT 350 SYSTEM, 6 CYLINDERS, REMOVE & CONS TRUCT	U	MISC	CUSH
02001MA132		CRASH CUSHIONS, REACT 350 SYSTEM, 9 CYLINDERS, REMOVE & CONS TRUCT	U	MISC	CUSH
02001MA133		TRACC 350, BASE ASSEMBLY	U	MISC	CUSH
02001MA134		TRACC 350, 54" RP PLATE 1	U	MISC	CUSH
02001MA135		TRACC 350, 60" RP PLATE 2	U	MISC	CUSH
02001MA136		TRACC 350, 30" RP PLATE 3	U	MISC	CUSH
02001MA137		TRACC 350, 36" RP PLATE 4	U	MISC	CUSH
02001MA138		TRACC 350, 51" RP PLATE 5	U	MISC	CUSH
02001MA139		TRACC 350, 45" RP PLATE 6	U	MISC	CUSH
02001MA140		TRACC 350, THRIE BEAM TRANSITION PANEL	U	MISC	CUSH
02001MA141		TRACC 350, END SHOE, LEFT OR RIGHT	U	MISC	CUSH
02001MA142		TRACC 350, SLED ELEMENT	U	MISC	CUSH
02001MA143		TRACC 350, CUTTER	U	MISC	CUSH
02001MA144		TRACC 350, TWO-BAY FENDER PANEL	U	MISC	CUSH
02001MA145		TRACC 350, FRAME ELEMENT	U	MISC	CUSH
02001MA146		TRACC 350, BACKUP FRAME ELEMENT	U	MISC	CUSH
02001MA147		TRACC 350,SLOT PLATE	U	MISC	CUSH
02001MA148		TRACC 350, EXTRA CROSSTIE	U	MISC	CUSH



New Jersey Department of Transportation
Capital Program Support
Spec Year 2001 Item List

06/02/2016


<u>Item Number</u>	<u>Alternate Item ID</u>	<u>Description</u>	<u>Units</u>	<u>Class</u>	<u>Type</u>
02001MA149		TRACC 350, 9' FORGED CHANNEL	U	MISC	CUSH
02001MA150		TRACC 350, PLASTIC NOSEPIECE AND DELINEATION	U	MISC	CUSH
02001MA151		CRASH CUSHIONS, QUADGUARD, 3 BAYS, 2.5' WIDE, REMOVE AND CON STRUCT	U	MISC	CUSH
02001MA152		CRASH CUSHIONS, QUADGUARD, 5 BAYS, 2.5' WIDE, REMOVE AND CON TRUCT	U	MISC	CUSH
02001MA153		CRASH CUSHIONS, QUADGUARD, 7 BAYS, 2.5' WIDE, REMOVE AND CON STRUCT	U	MISC	CUSH
02001MA154		CRASH CUSHIONS, QUADGUARD, 8 BAYS, 2.5' WIDE, REMOVE AND CON STRUCT	U	MISC	CUSH
02001MA155		SLEEVE FOR TELESCOPING GUIDE RAIL END TERMINALS, REPLACE	U	GDRL	BRAL
02001MA156		WOOD POSTS FOR TELESCOPING GUIDE RAIL END TERMINALS, REPLACE	U	GDRL	BRAL
02001MA157		RAIL ELEMENT FOR TELESCOPING GUIDE RAIL END TERMINALS, REPLA CE	U	GDRL	BRAL
02001MB001		SOLID WASTE DISPOSAL	LS	EART	EXCV
02001MB002		REPAIR CATEGORY "A", CONCRETE	HOUR	MNBR	CONR
02001MB003		REPAIR CATEGORY "A" (WD), CONCRETE	HOUR	MNBR	CONR
02001MB004		REPAIR CATEGORY "A", TIMBER	HOUR	MNBR	TIMB
02001MB005		REPAIR CATEGORY "A" (WD), TIMBER	HOUR	MNBR	TIMB
02001MB006		REPAIR CATEGORY "B", TIMBER	HOUR	MNBR	TIMB
02001MB007		REPAIR CATEGORY "B" (WD), TIMBER	HOUR	MNBR	TIMB
02001MB008		REPAIR CATEGORY "C", TIMBER	HOUR	MNBR	TIMB
02001MB009		REPAIR CATEGORY "C" (WD), TIMBER	HOUR	MNBR	TIMB
02001MB010		REPAIR CATEGORY "D", TIMBER	HOUR	MNBR	TIMB
02001MB011		REPAIR CATEGORY "D" (WD), TIMBER	HOUR	MNBR	TIMB
02001MB012		REPAIR CATEGORY "E", TIMBER	HOUR	MNBR	TIMB
02001MB013		REPAIR CATEGORY "E" (WD), TIMBER	HOUR	MNBR	TIMB
02001MB014		REPAIR CATEGORY "F", TIMBER	HOUR	MNBR	TIMB
02001MB015		REPAIR CATEGORY "F" (WD), TIMBER	HOUR	MNBR	TIMB
02001MB016		REPAIR CATEGORY "G", TIMBER	HOUR	MNBR	TIMB
02001MB017		REPAIR CATEGORY "G" (WD), TIMBER	HOUR	MNBR	TIMB
02001MB018		REPAIR CATEGORY "H", TIMBER	HOUR	MNBR	TIMB
02001MB019		REPAIR CATEGORY "H" (WD), TIMBER	HOUR	MNBR	TIMB
02001MB020		DIVING CREW "E", TIMBER	HOUR	MNBR	DIVE



New Jersey Department of Transportation
Capital Program Support
Spec Year 2001 Item List

06/02/2016


<u>Item Number</u>	<u>Alternate Item ID</u>	<u>Description</u>	<u>Units</u>	<u>Class</u>	<u>Type</u>
02001MB021		DIVING CREW "E" (WD), TIMBER	HOUR	MNBR	DIVE
02001MB022		REPAIR CATEGORY "A", MOVABLE	HOUR	MNBR	TIMA
02001MB023		REPAIR CATEGORY "A", (WD), MOVABLE	HOUR	MNBR	TIMA
02001MB024		REPAIR CATEGORY "B", MOVABLE	HOUR	MNBR	TIMA
02001MB025		REPAIR CATEGORY "B", (WD), MOVABLE	HOUR	MNBR	TIMA
02001MB026		WELDING CREW	HOUR	MNBR	STEE
02001MB027		WELDING CREW, (WD)	HOUR	MNBR	STEE
02001MB028		IRON WORKER	HOUR	MNBR	STEE
02001MB029		IRON WORKER, (WD)	HOUR	MNBR	STEE
02001MB030		TECHNICIAN, MOVABLE	HOUR	MNBR	TIMA
02001MB031		TECHNICIAN, (WD), MOVABLE	HOUR	MNBR	TIMA
02001MB032		MECHANIC, MOVABLE	HOUR	MNBR	TIMA
02001MB033		MECHANIC, (WD), MOVABLE	HOUR	MNBR	TIMA
02001MB034		PLUMBER, MOVABLE	HOUR	MNBR	TIMA
02001MB035		PLUMBER, (WD), MOVABLE	HOUR	MNBR	TIMA
02001MB036		APPRENTICE PLUMBER, MOVABLE	HOUR	MNBR	TIMA
02001MB037		APPRENTICE PLUMBER, (WD), MOVABLE	HOUR	MNBR	TIMA
02001MB038		HELPER	HOUR	MNBR	TIMA
02001MB039		HELPER, (WD)	HOUR	MNBR	TIMA
02001MB040		AERIAL LIFT 35' BOOM EXTENSION	HOUR	MNBR	TIMA
02001MB041		AERIAL LIFT 35' BOOM EXTENSION, (WD)	HOUR	MNBR	TIMA
02001MB042		AERIAL LIFT 60' BOOM EXTENSION	HOUR	MNBR	TIMA
02001MB043		AERIAL LIFT 60' BOOM EXTENSION, (WD)	HOUR	MNBR	TIMA
02001MB044		60' UNDERBRIDGE INSPECTION UNIT	HOUR	MNBR	TIMA
02001MB045		60' UNDERBRIDGE INSPECTION UNIT, (WD)	HOUR	MNBR	TIMA
02001MB046		TRUCK MOUNTED SCISSOR LIFT	HOUR	MNBR	TIMA
02001MB047		TRUCK MOUNTED SCISSOR LIFT, (WD)	HOUR	MNBR	TIMA
02001MB048		AIR COMPRESSOR	HOUR	MNBR	TIMA
02001MB049		AIR COMPRESSOR, (WD)	HOUR	MNBR	TIMA



New Jersey Department of Transportation
Capital Program Support
Spec Year 2001 Item List

06/02/2016


<u>Item Number</u>	<u>Alternate Item ID</u>	<u>Description</u>	<u>Units</u>	<u>Class</u>	<u>Type</u>
02001MB050		WORK ACCESS BOAT, (WD)	HOUR	MNBR	TIMA
02001MB051		LANE CLOSURES, SAME DIRECTION	HOUR	MNBR	TIMA
02001MB052		LANE CLOSURES, SAME DIRECTION, (WD)	HOUR	MNBR	TIMA
02001MB053		LANE CLOSURES, OPPOSITE DIRECTIONS	HOUR	MNBR	TIMA
02001MB054		LANE CLOSURES, OPPOSITE DIRECTIONS, (WD)	HOUR	MNBR	TIMA
02001MB055		TUNNEL LANE CLOSURES, MOVABLE	HOUR	MNBR	TIMA
02001MB056		TUNNEL LANE CLOSURES, (WD), MOVABLE	HOUR	MNBR	TIMA
02001MB057		REPAIR CATEGORY "A", STEEL	HOUR	MNBR	STEE
02001MB058		REPAIR CATEGORY "A" (WD), STEEL	HOUR	MNBR	STEE
02001MB059		SHOP FABRICATION	MH	MNBR	STEE
02001MB060		LABOR CREW, STEEL	HOUR	MNBR	STEE
02001MB061		LABOR CREW, (WD), STEEL	HOUR	MNBR	STEE
02001MB062		SITE SURVEY AND ENGINEERING	LS	MNBR	SURV
02001MB063		TEMPORARY SHIELDING	SF	MNBR	BDST
02001MB064		REMOVAL OF DETERIORATED CONCRETE ENCASEMENT	SF	MNBR	RCSC
02001MB065		TEMPORARY SHORING OF THE SUPERSTRUCTURE	U	MNBR	STEE
02001MB066		PREFORMED ELASTOMERIC JOINT SEALER, VARIABLE SIZE	LF	MNBR	JOIN
02001MB067		STRUCTURAL STEEL REPAIR	LB	MNBR	STEE
02001MB068		NEAR-WHITE BLAST CLEANING AND PAINTING-TRUSS MEMBERS AND BEA RINGS	LS	BRPT	PINT
02001MB069		CHAIN-LINK FENCE ALUMINUM-COATED STEEL, BRIDGE, 8'-11" HIGH, CURVED TOP	LF	FENC	FENC
02001MB070		BRIDGE HEADER REPAIR	LF	MNBR	VTGB
02001MB071		CONCRETE SPALL REPAIR, TYPE 1	SF	MNBR	CONR
02001MB072		CONCRETE SPALL REPAIR, TYPE 2	CF	MNBR	CONR
02001MB073		APPROACH SIDEWALK REPAIR	SF	MNBR	WALK
02001MB074		MICROPAVING JOINTS	LF	MNBR	JOIN
02001MB075		DECK JOINT RECONSTRUCTION	LF	MNBR	DECK
02001MB076		CONCRETE BALUSTRADE REPAIR	LF	MNBR	CONR
02001MB077		REPAIR CONCRETE CURB	LF	MNBR	CONR
02001MB078		ELECTRICAL COVER PLATES	LS	MNBR	CONR



New Jersey Department of Transportation
Capital Program Support
Spec Year 2001 Item List

06/02/2016


<u>Item Number</u>	<u>Alternate Item ID</u>	<u>Description</u>	<u>Units</u>	<u>Class</u>	<u>Type</u>
02001MB079		CONCRETE SLOPE SIDEWALKS	SY	CURB	WALK
02001MB080		BORROW EXCAVATION, SELECTED MATERIAL	CY	EART	EXCV
02001MB081		REPAIR OF SLOPE PROTECTION	SY	EROC	SLPE
02001MB082		RIPRAP STONE GUTTER RUNOUT, 24" THICK (D50=12")	SY	EROC	SLPE
02001MB083		PRECAST CONCRETE BARRIER CURB, TYPE 4	LF	CURB	BRCB
02001MB084		NEAR-WHITE BLAST CLEANING AND PAINTING	LS	BRPT	PINT
02001MB085		FLOODLIGHTS FOR NIGHTTIME OPERATION	U	LTNG	LGHT
02001MB086		DECK CORROSION INHIBITOR	SY	MNBR	DECK
02001MB087		DECK JOINT RESEAL (SILICON)	LF	MNBR	DECK
02001MB088		BRIDGE DECK CRACK SEALING	LF	MNBR	DECK
02001MB089		DECK JOINT REPAIR	LF	MNBR	DECK
02001MB090		DECK JOINT RESEAL (RUBBER ASPHALT)	LF	MNBR	DECK
02001MB091		FORCE ACCOUNT LABOR, EQUIPMENT AND MATERIALS	LS	MNBR	TIMA
02001MB092		CREW COORDINATOR	HOUR	MNBR	STEE
02001MB093		CREW COORDINATOR (WD)	HOUR	MNBR	STEE
02001MB094		AERIAL LIFT 85' BOOM EXTENSION	HOUR	MNBR	TIMA
02001MB095		AERIAL LIFT 85' BOOM EXTENSION (WD)	HOUR	MNBR	TIMA
02001MB096		WORK ACCESS BOAT	HOUR	MNBR	TIMA
02001MB097		REPAIR CATEGORY "B", CONCRETE	HOUR	MNBR	CONC
02001MB098		REPAIR CATEGORY "B", (WD), CONCRETE	HOUR	MNBR	CONC
02001MB138		CONCRETE IN STRUCTURES, BASEMAT	CY	BRID	COSU
02001MB139		REINFORCING STEEL, EPOXY COATED, BASEMAT	LB	BRID	STEL
02001MB140		CONCRETE IN STRUCTURES, MICROPILE SUPPORTED COLLAR	U	BRID	COSU
02001MB141		MICROPILING	LF	MISC	MISC
02001MD001		MOBILIZATION PER SITE, NORTH	U	MOBL	MISC
02001MD002		MOBILIZATION PER SITE, CENTRAL	U	MOBL	MISC
02001MD003		MOBILIZATION PER SITE, SOUTH	U	MOBL	MISC
02001MD004		FLOOD LIGHTS FOR NIGHTTIME OPERATIONS	DAY	LTNG	LGHT
02001MD005		ILLUMINATED ARROW BOARD	DAY	MNTC	LGHT



New Jersey Department of Transportation
Capital Program Support
Spec Year 2001 Item List

06/02/2016

<u>Item Number</u>	<u>Alternate Item ID</u>	<u>Description</u>	<u>Units</u>	<u>Class</u>	<u>Type</u>
02001MD006		VARIABLE MESSAGE SIGN	DAY	MNTC	TTSS
02001MD007		DISCHARGE PUMP	MH	DRAN	DRIN
02001MD008		DISCHARGE PUMP - PREMIUM	MH	DRAN	DRIN
02001MD009		CLEANING EQUIPMENT FOR EXISTING STORM DRAIN PIPES	MH	MISC	DRIN
02001MD010		CLEANING EQUIPMENT, PREMIUM, FOR EXISTING STORM DRAIN PIPES	MH	MISC	DRIN
02001MD011		VIDEO EQUIPMENT	MH	MISC	DRIN
02001MD012		VIDEO EQUIPMENT, PREMIUM	MH	MISC	DRIN
02001MD013		SORBENT BOOM	LF	MISC	DRIN
02001MD014		CLEAN EXISTING DRAINAGE STRUCTURE	LF	DRAN	DRIN
02001MD015		CLEANING OF BOX CULVERTS	CY	DRAN	DRIN
02001MD016		BITUMINOUS CONCRETE PATCH, VARIOUS THICKNESS	SY	ASPH	BITM
02001MD017		BITUMINOUS CONCRETE SURFACE AND BASE COURSE	TON	ASPH	BITM
02001MD018		SURFACE EXCAVATION	SY	EART	EXCV
02001MD019		ROADWAY EXCAVATION, EARTH LESS THAN 1.66 YARDS IN DEPTH	CY	EART	EXCV
02001MD020		ROADWAY EXCAVATION, EARTH OVER THAN 1.66 YARDS IN DEPTH	CY	EART	EXCV
02001MD021		RIPRAP STONE SLOPE PROTECTION, 6 INCH THICK	SY	EROC	SLPE
02001MD022		PIPE REPAIRS	U	DRAN	PIPE
02001MD023		RELAI D PIPE	LF	DRAN	PIPE
02001MD024		REPLACE PIPE	LF	DRAN	PIPE
02001MD025		SLIP LINING	LF	DRAN	PIPE
02001MD026		MODIFIED SLIP LINING	LF	DRAN	PIPE
02001MD027		RECONSTRUCT DRAINAGE STRUCTURE, LESS THAN 6 FEET IN DEPTH	U	DRAN	DRIN
02001MD028		RECONSTRUCT DRAINAGE STRUCTURE, GREATER THAN 6 FEET IN DEPTH	U	DRAN	DRIN
02001MD029		MINOR REPAIR OF STRUCTURES; LESS THAN 6 FEET IN DEPTH	U	DRAN	DRIN
02001MD030		MINOR REPAIR OF STRUCTURES; GREATER THAN 6 FEET IN DEPTH	U	DRAN	DRIN
02001MD031		MAJOR REPAIR OF STRUCTURES; LESS THAN 6 FEET IN DEPTH	U	DRAN	DRIN
02001MD032		MAJOR REPAIR OF STRUCTURES; GREATER THAN 6 FEET IN DEPTH	U	DRAN	DRIN
02001MD033		TREE REMOVAL	U	CLER	TREE
02001MD034		CLEARING FOR ACCESS	SY	CLER	TREE



New Jersey Department of Transportation
Capital Program Support
Spec Year 2001 Item List

06/02/2016

<u>Item Number</u>	<u>Alternate Item ID</u>	<u>Description</u>	<u>Units</u>	<u>Class</u>	<u>Type</u>
02001MD035		CLEARING SITE	MILE	CLER	TREE
02001MD036		RESET SIGNS	U	TRFP	SIGN
02001MD037		DISPOSAL OF LITTER/DEBRIS	TON	CLER	ENVR
02001MD038		RECYCLE/REUSE OF SWEEPINGS	TON	CLER	ENVR
02001MD039		DISPOSAL OF TRASH AND BULKY WASTE	TON	CLER	ENVR
02001MD040		DISPOSAL OF SOIL/SEDIMENTS & MATERIAL	TON	CLER	ENVR
02001MD041		REUSE/RECYCLE OF SOIL/SEDIMENTS & MATERIALS	TON	CLER	ENVR
02001MD042		RETROFIT OF CATCH BASIN CURB HEAD	U	DRAN	INLT
02001ME001		LOOP DETECTOR, TYPE N	LF	TRFP	LDET
02001ME002		CONDUIT CLEARING	LF	ELEC	COND
02001ME003		RWIS SENSOR INSTALLATION	U	ITS	MISC
02001ME004		RWIS PROBE INSTALLATION	U	ITS	MISC
02001ME005		HALF ELEVATION JB COVER REPLACEMENT	U	ELEC	JBOX
02001ME006		CABLE CONNECTOR REPLACEMENT	U	LTNG	MISC
02001ME007		DETECTOR REMOVAL	U	ELEC	MISC
02001ME008		FOUNDATION REMOVAL	U	ELEC	MISC
02001ME009		TRANSITE JUNCTION BOX REMOVAL	U	ELEC	MISC
02001ME010		TROUBLESHOOTING	MH	ELEC	MISC
02001ME011		BASE ACCESS DOOR INSTALLATION, TYPE T/C	U	ELEC	MISC
02001ME012		BASE ACCESS DOOR INSTALLATION, TYPE K	U	ELEC	MISC
02001ME013		BASE ACCESS DOOR INSTALLATION, TYPE P	U	ELEC	MISC
02001ME014		LED INSTALLATION	U	TRFP	TSAS
02001ME015		PEDESTRIAN LED REPLACEMENT	U	TRFP	TSAS
02001ME016		LIGHTING ASSEMBLIES INSTALLATION	U	LTNG	LASM
02001ME017		HIGHWAY LIGHTING BALLAST INSTALLATION	U	LTNG	LASM
02001ME018		HIGHWAY LIGHTING BALLAST INSTALLATION, TYPE N	U	LTNG	LASM
02001ME019		HIGHWAY LIGHTING RELAMPING, TYPEI-N	U	LTNG	LASM
02001ME020		LIGHTING ASSEMBLIES INSTALLATION, TYPE N	U	LTNG	LASM
02001ME021		LIGHTING ASSEMBLIES TYPE L-R-480	U	LTNG	LASM



New Jersey Department of Transportation
Capital Program Support
Spec Year 2001 Item List

06/02/2016

<u>Item Number</u>	<u>Alternate Item ID</u>	<u>Description</u>	<u>Units</u>	<u>Class</u>	<u>Type</u>
02001ME022		LIGHTING ASSEMBLIES, TYPE L-R-480-1	U	LTNG	LASM
02001ME023		LIGHTING ASSEMBLIES INSTALLATION, TYPE N	U	LTNG	LASM
02001ME024		HIGHWAY LIGHTING RELAMPING	U	LTNG	LASM
02001ME025		HIGHWAY LIGHTING RELAMPING,TYPE N	U	LTNG	LASM
02001ME026		BASE ACCESS DOOR INSTALLATION, TYPE L	U	LTNG	MISC
02001ME027		PHOTOELECTRIC CONTROL (PEC) REPLACEMENT	U	LTNG	MISC
02001ME028		METER CABINET , TYPE 1M SINGLE PHASE REPLACEMENT	U	ELEC	MCAB
02001ME029		METER CABINET , TYPE 2M SINGLE PHASE REPLACEMENT	U	ELEC	MCAB
02001ME030		METER CABINET , TYPE 1M-MC SINGLE PHASE REPLACEMENT	U	ELEC	MCAB
02001ME031		METER CABINET , TYPE 2M-MC SINGLE PHASE REPLACEMENT	U	ELEC	MCAB
02001ME032		METER CABINET , TYPE L SINGLE PHASE REPLACEMENT	U	ELEC	MCAB
02001ME033		METER CABINET , TYPE 2M 3 PHASE REPLACEMENT	U	ELEC	MCAB
02001ME034		METER CABINET , TYPE 2M-MC 3 PHASE REPLACEMENT	U	ELEC	MCAB
02001ME035		METER CABINET , TYPE 3M 3 PHASE REPLACEMENT	U	ELEC	MCAB
02001ME036		RECONDITION METER CABINET , TYPE 1M SINGLE PHASE	U	ELEC	MCAB
02001ME037		RECONDITION METER CABINET , TYPE 2M SINGLE PHASE	U	ELEC	MCAB
02001ME038		RECONDITION METER CABINET , TYPE 1M-MC SINGLE PHASE	U	ELEC	MCAB
02001ME039		RECONDITION METER CABINET , TYPE 2M-MC SINGLE PHASE	U	ELEC	MCAB
02001ME040		RECONDITION METER CABINET , TYPE L	U	ELEC	MCAB
02001ME041		RECONDITION METER CABINET , TYPE 2M 3 PHASE	U	ELEC	MCAB
02001ME042		RECONDITION METER CABINET , TYPE 2M-MC 3 PHASE	U	ELEC	MCAB
02001ME043		RECONDITION METER CABINET , TYPE 3M 3 PHASE	U	ELEC	MCAB
02001ME044		METER CABINET , TYPE 1P SINGLE PHASE	U	ELEC	MCAB
02001ME045		METER CABINET , TYPE 2P SINGLE PHASE	U	ELEC	MCAB
02001ME046		METER CABINET , TYPE 1P-MC SINGLE PHASE	U	ELEC	MCAB
02001ME047		METER CABINET , TYPE 2P-MC SINGLE PHASE	U	ELEC	MCAB
02001ME048		METER CABINET , TYPE 3P 3 PHASE	U	ELEC	MCAB
02001ME049		METER CABINET , TYPE 2P 3 PHASE	U	ELEC	MCAB
02001ME050		METER CABINET , TYPE 2P-MC 3 PHASE	U	ELEC	MCAB



New Jersey Department of Transportation
Capital Program Support
Spec Year 2001 Item List

06/02/2016


<u>Item Number</u>	<u>Alternate Item ID</u>	<u>Description</u>	<u>Units</u>	<u>Class</u>	<u>Type</u>
02001ME051		SIGN LIGHTING RELAMPING	U	LTNG	LASM
02001ME052		SIGN LIGHTING RELAMPING, TYPE N	U	LTNG	LASM
02001ME053		REPLACEMENT SIGN LUMINAIRE	U	LTNG	LASM
02001ME054		REPLACEMENT SIGN LUMINAIRE TYPE N	U	LTNG	LASM
02001ME055		SIGN LUMINAIRE INSTALLATION	U	LTNG	LASM
02001ME056		SIGN LUMINAIRE INSTALLATION,TYPE N	U	LTNG	LASM
02001ME057		NO ITEM	U	LTNG	LASM
02001ME058		NO ITEM	U	LTNG	LASM
02001ME059		SIGN LUMINAIRE INSTALLATION	U	LTNG	LASM
02001ME060		SIGN LUMINAIRE INSTALLATION,TYPE N	U	LTNG	LASM
02001ME061		VEGETATION AND DEBRIS REMOVAL	SY	CLER	ENVR
02001ME062		LED TYPE R-8-R	U	TRFP	TSAS
02001ME063		LED TYPE A-8-R	U	TRFP	TSAS
02001ME064		LED TYPE G-8-R	U	TRFP	TSAS
02001ME065		LED TYPE R-12-R	U	TRFP	TSAS
02001ME066		LED TYPE A-12-R	U	TRFP	TSAS
02001ME067		LED TYPE G-12-R	U	TRFP	TSAS
02001ME068		LED TYPE R-ARROW-R	U	TRFP	TSAS
02001ME069		LED TYPE A-ARROW-R	U	TRFP	TSAS
02001ME070		LED TYPE G-ARROW-R	U	TRFP	TSAS
02001ME071		LED TYPE A/G-ARROW-R	U	TRFP	TSAS
02001ME072		LED TYPE REPLACEMENT	U	TRFP	TSAS
02001ME073		LED TYPE PED-CD-R	U	TRFP	TSAS
02001ME074		LED TYPE PED-CD-R ASSEMBLY	U	TRFP	TSAS
02001ME075		LED TYPE PED-H/M-R	U	TRFP	TSAS
02001ME076		ROUTE 35 BRIDGE ELECTRICAL INSPECTION	MH	LTNG	LSAS
02001ME077		LED INSTALLATION, TYPE N	U	TRFP	TSAS
02001ME078		IMAGING DETECTION SYSTEM, 1 CAMERA	U	TRFP	TSAS
02001ME079		IMAGING DETECTION SYSTEM, 2 CAMERA	U	TRFP	TSAS



New Jersey Department of Transportation
Capital Program Support
Spec Year 2001 Item List

06/02/2016

<u>Item Number</u>	<u>Alternate Item ID</u>	<u>Description</u>	<u>Units</u>	<u>Class</u>	<u>Type</u>
02001ME080		IMAGING DETECTION SYSTEM, 3 CAMERA	U	TRFP	TSAS
02001ME081		IMAGING DETECTION SYSTEM, 4 CAMERA	U	TRFP	TSAS
02001ME082		IMAGING DETECTION SYSTEM, 5 CAMERA	U	TRFP	TSAS
02001ME083		LED TYPE RAG-ARROW-R	U	TRFP	TSAS
02001ME084		TRAFFIC DIRECTORS	MH	TRFP	TSAS
02001ME085		VISOR REPLACEMENT	U	TRFP	TSAS
02001ME086		2.0" RIGID NONMETALIC CONDUIT	LF	ELEC	COND
02001ME087		REPLACEMENT SIGN	U	TRFP	MISC
02001ME088		REPLACEMENT OFFSET SIGN	U	TRFP	MISC
02001ME104		FOUNDATION, MICROPILE SUPPORTED LIGHT STANDARD	U	ELEC	FOND
02001ME105		REMOVE LIGHT STANDARDS FOR RE-USE	U	ELEC	LSAS
02001ME106		ELECTRICAL RESISTIVITY MEASURING SYSTEM	U	ELEC	MISC
02001ME107		LIGHTING STANDARD ASSEMBLIES, TYPE L-HM-Y	U	LTNG	LSAS
02001ME108		LIGHTING STANDARD ASSEMBLIES, TYPE L-MG-40-X	U	LTNG	LSAS
02001ME109		LIGHTING STANDARD ASSEMBLIES, TYPE L-MG-40-Y	U	LTNG	LSAS
02001ME110		LIGHTING STANDARD ASSEMBLIES, TYPE L-MG-30SB-X	U	LTNG	LSAS
02001ME111		MODIFY SIGH LIGHTING, TYPE F SS#0908200	U	LTNG	LSAS
02001ME112		MODIFY SIGN LIGHTING, TYPE F SS#0907200	U	LTNG	LSAS
02001ME113		MODIFY SIGN LIGHTING, TYPE F SS# 0907201	U	LTNG	LSAS
02001ME114		MODIFY SIGN LIGHTING, TYPE F SS# 0907203	U	LTNG	LSAS
02001ME115		MODIFY SIGN LIGHTING, TYPE F SS# 0908208	U	LTNG	LSAS
02001ME116		MODIFY SIGN LIGHTING, TYPE F SS# 0908210	U	LTNG	LSAS
02001ME117		MODIFY SIGN LIGHTING, TYPE MV SS# 0204209	U	LTNG	LSAS
02001ME118		MODIFY SIGN LIGHTING, TYPE MV SS# 0907150	U	LTNG	LSAS
02001ME119		MODIFY SIGN LIGHTING, TYPE MV SS# 0907195	U	LTNG	LSAS
02001ME120		MODIFY SIGN LIGHTING, TYPE MV SS#0907202	U	LTNG	LSAS
02001ME121		MODIFY SIGN LIGHTING, TYPE MV SS# 0907205	U	LTNG	LSAS
02001ME122		MODIFY SIGN LIGHTING, TYPE MV SS# 0908201	U	LTNG	LSAS
02001ME123		MODIFY SIGN LIGHTING, TYPE MV SS# 0908202	U	LTNG	LSAS



New Jersey Department of Transportation
Capital Program Support
Spec Year 2001 Item List

06/02/2016


<u>Item Number</u>	<u>Alternate Item ID</u>	<u>Description</u>	<u>Units</u>	<u>Class</u>	<u>Type</u>
02001ME124		MODIFY SIGN LIGHTING, TYPE MV SS# 0908205	U	LTNG	LSAS
02001ME125		MODIFY SIGN LIGHTING, TYPE MV SS# 0916204	U	LTNG	LSAS
02001ME126		MODIFY SIGN LIGHTING, TYPE MV SS# 0906204	U	LTNG	LSAS
02001ME127		MODIFY SIGN LIGHTING, TYPE MV SS# 0908204	U	LTNG	LSAS
02001ME128		MODIFY SIGN LIGHTING, TYPE F SS# 0916XXX	U	LTNG	LSAS
02001ME129		TOWER FOUNDATION	U	LTNG	LSAS
02001ME130		HIGH MAST TOWER ASSEMBLY, TYPE HMA-8	U	LTNG	LSAS
02001ME131		HIGH MAST TOWER ASSEMBLY, TYPE HMA-6N	U	LTNG	LSAS
02001ME132		HIGH MAST TOWER ASSEMBLY, TYPE HMA-6	U	LTNG	LSAS
02001ME133M		LIGHTING STANDARD ASSEMBLIES, TYPE L-MG-SB-X	U	LTNG	LSAS
02001ME134M		MODIFY SIGN LIGHTING, TYPE MV SS# 36	LS	LTNG	LSAS
02001ME135M		MODIFY SIGN LIGHTING, TYPE F SS# 0206204	LS	LTNG	LSAS
02001ME136M		MODIFY SIGN LIGHTING, TYPE MV SS# 0206205	LS	LTNG	LSAS
02001ME137M		MODIFY SIGN LIGHTING, TYPE F SS# 0907204	LS	LTNG	LSAS
02001ME138M		MODIFY SIGN LIGHTING, TYPE MV SS# 0202214	LS	LTNG	LSAS
02001ME139M		MODIFY SIGN LIGHTING, TYPE MV SS# 0202215	LS	LTNG	LSAS
02001ME140M		MODIFY SIGN LIGHTING, TYPE MV SS# 0202216	LS	LTNG	LSAS
02001MG001		FORCE ACCOUNT, MATERIALS	U	OTHR	MISC
02001MG002		FORCE ACCOUNT, LABOR	U	OTHR	MISC
02001MG003		FORCE ACCOUNT, EQUIPMENT	U	OTHR	MISC
02001MG004		OFFICE EQUIPMENT	LS	GENR	COFO
02001MG005		CELLULAR PHONE SERVICE	LS	GENR	COFO
02001MG006		E-Z PASS	LS	GENR	MISC
02001MG007		FIELD OFFICE EQUIPMENT	LS	GENR	COFO
02001MG008		TRAFFIC CONTROL TRUCKS W/MOUNTED CRASH CUSHIONS & ILLUM FLAS HING ARROWS,4'X8'	DAY	MNTC	CUSH
02001MI001		3" RIGID METALLIC CONDUIT, TYPE CDD	LF	ITS	COND
02001MI002		ELECTRICIAN	MH	ITS	MISC
02001MI003		BOLLARD	U	ITS	BARR
02001MI004		TELEPHONE WIRE, 6 PAIR #22 AWG SHIELDED	LF	ITS	COMM



New Jersey Department of Transportation
Capital Program Support
Spec Year 2001 Item List

06/02/2016

<u>Item Number</u>	<u>Alternate Item ID</u>	<u>Description</u>	<u>Units</u>	<u>Class</u>	<u>Type</u>
02001MI005		INSTALL FIBER OPTIC CABLE	LF	ITS	COMM
02001MI006		FIBER OPTIC SPLICE (1-8 FIBERS)	U	ITS	COMM
02001MI007		FIBER OPTIC SPLICE (9-24 FIBERS)	U	ITS	COMM
02001MI008		FIBER OPTIC SPLICE (25-48 FIBERS)	U	ITS	COMM
02001MI009		CONDUIT REPAIR, GRASS AREA	U	ITS	COND
02001MI010		CONDUIT REPAIR, ROADWAY	U	ITS	COND
02001MI011		38" JUNCTION BOX LID REPLACEMENT	U	ITS	JBOX
02001MI012		LOOP DETECTOR, TYPE 1	LF	ITS	LDET
02001MI013		TRACE WIRE #14 AWG	LF	ITS	COMM
02001MI014		TRANSFORMER ASSEMBLY	U	ITS	TSAS
02001MI015		INSTALL CCTV CAMERA AND CONTROLLER ASSEMBLY	U	ITS	CCTV
02001MI016		CAMERA MAINTENANCE	U	ITS	CCTV
02001MI017		OTDR CALIBRATION	U	ITS	COMM
02001MI018		FIBER OPTIC CABLE SPLICER CALIBRATION	U	ITS	COMM
02001MI019		SAFETY FOR NJDOT MAINTENANCE STAFF	U	ITS	TIMA
02001MI020		SAFETY NIGHTTIME FOR NJDOT MAINTENANCE STAFF	U	ITS	TIMA
02001MI021		DMS MAINTENANCE	U	ITS	SIGN
02001MI022		MISCELLANEOUS MATERIAL	LS	ITS	TIMA
02001MI023		REPLACE HVAC SYSTEM	U	ITS	COMM
02001MI024		RTMS MAINTENANCE	U	ITS	COMM
02001MI025		WIM PIEZO	U	ITS	DATA
02001MI026		WIM PIEZO, TYPE R	U	ITS	DATA
02001MI027		WIM TEMPERATURE SENSOR	U	ITS	DATA
02001MI028		WIM TEMPERATURE SENSOR, TYPE R	U	ITS	DATA
02001MI029		WIM AXLE SENSOR	U	ITS	DATA
02001MI030		WIM AXLE SENSOR, TYPE R	U	ITS	DATA
02001MI031		WIM AXLE SENSOR PIEZO	U	ITS	DATA
02001MI032		WIM AXLE SENSOR PIEZO, TYPE R	U	ITS	DATA
02001MI033		AXLE SENSOR REMOVAL	U	ITS	DATA



New Jersey Department of Transportation
Capital Program Support
Spec Year 2001 Item List

06/02/2016


<u>Item Number</u>	<u>Alternate Item ID</u>	<u>Description</u>	<u>Units</u>	<u>Class</u>	<u>Type</u>
02001MI034		AXLE SENSOR FRAME REMOVAL	U	ITS	DATA
02001MI035		BENDING PLATE REMOVAL	U	ITS	DATA
02001MI036		FOUNDATION REMOVAL	U	ITS	DATA
02001MI037		REMOVAL OF JUNCTION BOXES	U	ITS	JBOX
02001MI038		CAMERA VIDEO DETECTION ASSEMBLY	U	ITS	CCTV
02001MI039		VIDEO CABLE	LF	ITS	CCTV
02001MI040		DYNAX AXLE SENSOR	LS	ITS	DATA
02001MR001		CONSTRUCTION LAYOUT	DAY	SURV	SURV
02001MR002		FLEXURAL BEAM TESTING EQUIPMENT	LS	CONC	MAFL
02001MR003		MOBILIZATION (PREMIUM)	U	MOBL	MISC
02001MR004		MOBILIZATION	U	MOBL	MISC
02001MR005		SPECIAL MOBILIZATION	U	MOBL	MISC
02001MR006		EMERGENCY MOBILIZATION	U	MOBL	MISC
02001MR007		MILLING CONCRETE PAVEMENT, 1" DEPTH	SY	MILL	MILL
02001MR008		MILLING 2" AVERAGE DEPTH (under 2000 S.Y.)	SY	MILL	MILL
02001MR009		MILLING 2" AVERAGE DEPTH (2001 to 8000 S.Y.)	SY	MILL	MILL
02001MR010		MILLING 2" AVERAGE DEPTH (over 8000 S.Y.)	SY	MILL	MILL
02001MR011		EARTH EXCAVATION FOR TEST PITS	U	EART	BRAL
02001MR012		REGRADE BERM FOR BEAM GUIDE RAIL	SY	LAND	TURF
02001MR013		SLAB JACKING URETHANE GROUT	LB	CONC	CONR
02001MR014		POLY PATCH	LF	CONC	CONR
02001MR015		NOVACHIP FRICTION COURSE	T	ASPH	BITM
02001MR016		FULL DEPTH REINFORCED CONCRETE PAVEMENT REPAIR	SY	CONC	CONC
02001MR017		HOT MIX ASPHALT BASE COURSE I-2 NORTH (under 500 ton)	T	ASPH	BITM
02001MR018		HOT MIX ASPHALT BASE COURSE I-2 NORTH (over 500 ton)	T	ASPH	BITM
02001MR019		HOT MIX ASPHALT BASE COURSE I-2 SOUTH (under 500 ton)	T	ASPH	BITM
02001MR020		HOT MIX ASPHALT BASE COURSE I-2 SOUTH (over 500 ton)	T	ASPH	BITM
02001MR021		HOT MIX ASPHALT SURFACE COURSE I-4 NORTH (under 500 ton)	T	ASPH	BITM
02001MR022		HOT MIX ASPHALT SURFACE COURSE I-4 NORTH (over 500 ton)	T	ASPH	BITM



New Jersey Department of Transportation
Capital Program Support
Spec Year 2001 Item List

06/02/2016


<u>Item Number</u>	<u>Alternate Item ID</u>	<u>Description</u>	<u>Units</u>	<u>Class</u>	<u>Type</u>
02001MR023		HOT MIX ASPHALT SURFACE COURSE I-4 SOUTH (under 500 ton)	T	ASPH	BITM
02001MR024		HOT MIX ASPHALT SURFACE COURSE I-4 SOUTH (over 500 ton)	T	ASPH	BITM
02001MR025		SLAB STABILIZATION, POLYURETHANE GROUT	LB	CONC	CONR
02001MR026		SLAB STABILIZATION, DEFLECTION TESTING	U	CONC	CONR
02001MR027		REFLECTIVE CRACK RELIEF INTERLAYER	T	ASPH	BITM
02001MR028		SUPERPAVE HOT MIX ASPHALT 19H76 SURFACE COURSE	T	ASPH	BITM
02001MR029		HIGH PERFORMANCE THIN OVERLAY, SURFACE COURSE	T	ASPH	BITM
02001MR030		18" X 9.5" CONCRETE SLOPING CURB, DOWELLED	LF	CURB	VTGB
02001MR031		REMOVAL OF CURB	LF	RMVC	VTGB
02001MR032		BELGIAN BLOCK CURB	LF	CURB	VTGB
02001MR033		ADIEM ENERGY ABSORBING END TREATMENT	MODU	MNTC	CUSH
02001MR034		REMOVAL OF SIDEWALK	SY	CLER	DEMO
02001MR035		CABLE GUIDE WIRE	LF	GDRL	BRAL
02001MR036		CABLE GUIDE WIRE ANCHORAGES	U	GDRL	BRAL
02001MR037		TRI-BEAM GUIDE RAIL ELEMENT	LF	GDRL	BRAL
02001MR038		BEAM GUIDE RAIL POSTS, EXCLUDING SPACERS	U	GDRL	BRAL
02001MR039		BEAM GUIDE RAIL POSTS, ADDITIONAL LENGTH	U	GDRL	BRAL
02001MR040		DRILLING OR CORING FOR BEAM GUIDE RAIL POSTS, NON-BRIDGE	U	GDRL	BRAL
02001MR041		SAWCUTTING FOR BEAM GUIDE RAIL POSTS, NON-BRIDGE	LF	GDRL	BRAL
02001MR042		BEAM GUIDE RAIL INSTALLATION IN ROCK	U	GDRL	BRAL
02001MR043		RESET BEAM GUIDE RAIL WITH NEW POSTS	LF	GDRL	BRAL
02001MR044		ATTACHMENT TO STRUCTURE, BALUSTRADE DETAIL NO.CD-612-10.1	LF	GDRL	BRAL
02001MR045		ATTACHMENT TO STRUCTURE, DETAIL NO. CD-612-10.2	LF	GDRL	BRAL
02001MR046		ATTACHMENT TO STRUCTURE, DETAIL NO. CD-612-10.2, W EXISTING BEAM GUIDE RAIL ELEMENT	U	GDRL	BRAL
02001MR047		ATTACHMENT TO STRUCTURE, DETAIL NO. CD-612-9.1, TYPE A	U	GDRL	BRAL
02001MR048		ATTACHMENT TO STRUCTURE, DETAIL NO. CD-612-9.1, TYPE B	U	GDRL	BRAL
02001MR049		EXTRA SPACER BLOCKS	U	GDRL	BRAL
02001MR050		REMOVAL OF WIRE ROPE GUARD FENCE	LF	GDRL	BRAL
02001MR051		REMOVAL OF DUAL FACED BEAM GUIDE RAIL	LF	GDRL	BRAL



New Jersey Department of Transportation
Capital Program Support
Spec Year 2001 Item List

06/02/2016


<u>Item Number</u>	<u>Alternate Item ID</u>	<u>Description</u>	<u>Units</u>	<u>Class</u>	<u>Type</u>
02001MR052		REMOVAL OF MEDIAN BREAKAWAY CABLE TERMINAL	U	GDRL	BRAL
02001MR053		REMOVAL OF BREAKAWAY CABLE TERMINAL-INCLUDING FOOTING	U	GDRL	BRAL
02001MR054		WOOD POSTS FOR EXTRUDER TERMINALS	U	GDRL	BRAL
02001MR055		BUFFER END PIECES FOR END TREATMENTS	U	GDRL	BRAL
02001MR056		WOODEN POSTS FOR END TREATMENTS	U	GDRL	BRAL
02001MR057		RAIL ELEMENTS FOR END TREATMENTS	U	GDRL	BRAL
02001MR058		REFLECTIVE SHEETING FOR END TREATMENTS	U	GDRL	BRAL
02001MR059		ATTACHMENT TO STRUCTURE, DETAIL NO. CD-612-9.2	U	GDRL	BRAL
02001MR060		ILLUMINATED FLASHING ARROWS, 4' x 8'	DAY	MNTC	LGHT
02001MR061		VARIABLE MESSAGE SIGNS	DAY	MNTC	LGHT
02001MR062		TRAFFIC CONTROL TRUCKS WITH MOUNTED CRASH CUSHIONS	DAY	MNTC	CUSH
02001MR063		TEMPORARY TRAFFIC MARKERS	U	PVMK	STRP
02001MR064		LONG LIFE PATTERNED CONTRAST PAVEMENT MARKING TAPE	LF	PVMK	STRP
02001MR065		REMOVAL OF LONG LIFE PATTERNED CONTRAST PAVEMENT MARKING TAP E	LF	PVMK	STRP
02001MR066		REMOVAL OF TRAFFIC STRIPES, LINES, EPOXY RESIN	LF	PVMK	STRP
02001MR067		REMOVAL OF TRAFFIC MARKINGS, LINES THERMOPLASTIC	LF	PVMK	STRP
02001MR068		REMOVAL OF TRAFFIC MARKINGS, SYMBOLS THERMOPLASTIC	SF	PVMK	STRP
02001MR069		TWO-WAY PLOWABLE MONO-DIRECTIONAL WHITE PAVEMENT REFLECTORS	U	PVMK	STRP
02001MR070		TWO-WAY PLOWABLE MONO-DIRECTIONAL AMBER PAVEMENT REFLECTORS	U	PVMK	STRP
02001MR071		TWO-WAY PLOWABLE BI-DIRECTIONAL AMBER PAVEMENT REFLECTORS	U	PVMK	STRP
02001MR072		INTERMEDIATE CABLE GUIDE WIRE ANCHOR ASSEMBLY	U	GDRL	BRAL
02001MR073		NON-VEGETATIVE SURFACE, POLYESTER MATTING	SY	GDRL	NVSF
02001MR074		ASPHALT RUBBER SURFACE TREATMENT	SY	ASPH	BITM
02001MR075		SEALING OF CRACKS IN HOT MIX ASPHALT SURFACE COURSE	LMIL	ASPH	BITM
02001NS		NON-STANDARD ITEM	U	NONS	MISC
02001NSACR		NON-STANDARD ITEM UNIT A	A	NONS	MISC
02001NSACRE		NON-STANDARD ITEM UNIT ACRE	ACRE	NONS	MISC
02001NSBA		NON-STANDARD ITEM UNIT BA	BA	NONS	MISC
02001NSBBL		NON-STANDARD ITEM UNIT BBL	BBL	NONS	MISC



New Jersey Department of Transportation
Capital Program Support
Spec Year 2001 Item List

06/02/2016

<u>Item Number</u>	<u>Alternate</u> <u>Item ID</u>	<u>Description</u>	<u>Units</u>	<u>Class</u>	<u>Type</u>
02001NSBF		NON-STANDARD ITEM UNIT BF	BF	NONS	MISC
02001NSBU		NON-STANDARD ITEM UNIT BU	BU	NONS	MISC
02001NSCF		NON-STANDARD ITEM UNIT CF	CF	NONS	MISC
02001NSCH		NON-STANDARD ITEM UNIT CH	CH	NONS	MISC
02001NSCUB		NON-STANDARD ITEM UNIT CUB	CUB	NONS	MISC
02001NSCY		NON-STANDARD ITEM UNIT CY	CY	NONS	MISC
02001NSDAY		NON-STANDARD ITEM UNIT DAY	DAY	NONS	MISC
02001NSDLR		NON-STANDARD ITEM UNIT DLR	DLR	NONS	MISC
02001NSEA		NON-STANDARD ITEM UNIT EA	EA	NONS	MISC
02001NSGAL		NON-STANDARD ITEM UNIT GAL	GAL	NONS	MISC
02001NSHOUF		NON-STANDARD ITEM UNIT HOUR	HOUR	NONS	MISC
02001NSHRS		NON-STANDARD ITEM UNIT HRS	HRS	NONS	MISC
02001NSLB		NON-STANDARD ITEM UNIT LB	LB	NONS	MISC
02001NSLF		NON-STANDARD ITEM UNIT LF	LF	NONS	MISC
02001NSLS		NON-STANDARD ITEM UNIT LS	LS	NONS	MISC
02001NSMBM		NON-STANDARD ITEM UNIT MBM	MBM	NONS	MISC
02001NSMD		NON-STANDARD ITEM UNIT MD	MD	NONS	MISC
02001NSMG		NON-STANDARD ITEM UNIT MG	MG	NONS	MISC
02001NSMH		NON-STANDARD ITEM UNIT MH	MH	NONS	MISC
02001NSMIL		NON-STANDARD ITEM UNIT MIL	MIL	NONS	MISC
02001NSMILE		NON-STANDARD ITEM UNIT MILE	MILE	NONS	MISC
02001NSMO		NON-STANDARD ITEM UNIT MO	MO	NONS	MISC
02001NSPR		NON-STANDARD ITEM UNIT PR	PR	NONS	MISC
02001NSROD		NON-STANDARD ITEM UNIT ROD	ROD	NONS	MISC
02001NSSF		NON-STANDARD ITEM UNIT SF	SF	NONS	MISC
02001NSSMP		NON-STANDARD ITEM UNIT SMP	SMP	NONS	MISC
02001NSSY		NON-STANDARD ITEM UNIT SY	SY	NONS	MISC
02001NST		NON-STANDARD ITEM UNIT T	T	NONS	MISC
02001NSTON		NON-STANDARD ITEM UNIT TON	TON	NONS	MISC



New Jersey Department of Transportation
Capital Program Support
Spec Year 2001 Item List

06/02/2016

<u>Item Number</u>	<u>Alternate</u> <u>Item ID</u>	<u>Description</u>	<u>Units</u>	<u>Class</u>	<u>Type</u>
02001NSTRP		NON-STANDARD ITEM UNIT TRP	TRP	NONS	MISC
02001NSU		NON-STANDARD ITEM UNIT U	U	NONS	MISC
02001NSUD		NON-STANDARD ITEM UNIT UD	UD	NONS	MISC