

CONTRACT AND BOND

CONTRACTOR: George Harms Construction Co., Inc.

**PROJECT: FEDERAL PROJECT FUNDED BY SANDY
RESTORATION FUNDS**


**Route 35 Restoration, Toms River Township to
Mantoloking, From MP 4.00 to MP 9.07, Contract
Number: 004950321; Paving, Drainage & Structures;
Townships of Toms River & Brick, Boroughs of Lavallette
& Mantoloking; Ocean County**

CONTRACT NUMBER: 019123410

FEDERAL PROJECT NUMBER: ER-7044 (104)

DP NUMBER:

13120



NEW JERSEY DEPARTMENT OF TRANSPORTATION

**Mailing
PO Box 600
Trenton, NJ 08625-0600**

**UPS / FedEx / Courier
1035 Parkway Ave
Trenton, NJ 08618**

Table of Contents (continued)

If an employee of the Contractor or subcontractor has been paid a rate of wages less than the higher prevailing wage, the Department may suspend the Work, and declare the Contractor in default.

Prevailing Wage Rate for Ocean County and Statewide

All additional State wage rates may be obtained from the New Jersey Department of Labor (Telephone: 609-292-2259) or by accessing the Department of Labor's web site at http://lwd.dol.state.nj.us/labor/wagehour/wagehour_index.html
The State wage rates in effect at the time of award will be made a part of this Contract, pursuant to Chapter 150, Laws of 1963 (NJSA 34:11-56.25, et seq.).

New Jersey Department of Transportation Code of Ethics for Vendors

Proposal Pages 1 to 49

Disclosure of Investment Activities in Iran

Addenda Nos. 1 through 6, inclusive with Acknowledgement

DBE Goals (Pages 1 to 4)

Award Letter

Contract DC-81

Payment Bond

Performance Bond

Corporate Resolution

Proof of Valid Business Registration with the Division of Revenue

Certificate of Public Works Contractor Registration

Approval as to Form

TABLE OF CONTENTS

FEDERAL PROJECT FUNDED BY SANDY RESTORATION FUNDS
Route 35 Restoration Toms River Township to Mantoloking, From MP 4.00 to MP 9.07,
Contract Number: 004950321; Paving, Drainage & Structures; Townships of Toms River &
Brick, Boroughs of Lavallette & Mantoloking; Ocean County;
Federal Project Number: ER-7044(104)
UPC Number: 950321, PE Number: 1506505, CE Number: 1506519
DP Number: 13120

Certificate of Award

Pages 1 to 85 inclusive for General, Road, and Bridge Provisions.

The following FHWA funded project Attachments are located at the end of these Special Provisions

Required Contract Provisions, Federal-Aid Construction Contracts (Form FHWA-1273).

Standard Federal Equal Employment Opportunity Construction Contract Specifications (Executive Order 11246).

Notice of Requirement for Affirmative Action to Ensure Equal Employment Opportunity (Executive Order 11246).

State of New Jersey Equal Employment Opportunity for Contracts Funded by FHWA.

Disadvantaged Business Enterprise Utilization Attachment, FHWA Funded Contracts

The Incentive Program, Disadvantaged Business Enterprise Utilization Attachment for FHWA Funded Contracts.

Equal Employment Opportunity Special Provisions.

Special Contract Provisions for Investigating, Reporting, and Resolving Employment Discrimination and Sexual Harassment Complaints.

General wage determinations issued under Davis-Bacon and related acts, published by US Department of Labor, may be obtained from the Davis-Bacon web site at <http://www.wdol.gov/wdol/scafiles/davisbacon/nj.html> under the appropriate county, select the construction type heading: HIGHWAY.

Contractors are responsible to pay the prevailing wage rates determined by the United States Secretary of Labor and the New Jersey Department of Labor. If the prevailing wage rate prescribed for any contract service by the United States Secretary of Labor is not identical to the prevailing wage rate prescribed for that contract service by the New Jersey Department of Labor, the Contractor is required to pay the higher rate.

CERTIFICATE OF AWARD-"FEDERALLY" FUNDED CONTRACT

PROJECT: FEDERAL PROJECT FUNDED BY SANDY RESTORATION FUNDS-Route 35 Restoration Toms River Township to Mantoloking, From MP 4.00 to MP 9.07, Contract Number: 004950321; Paving, Drainage & Structures; Townships of Toms River & Brick, Boroughs of Lavallette & Mantoloking; Ocean County; Federal Project No: ER-7044(104), UPC No: 950321, PE No: 1506505, CE No: 1506519, DP No: 13120.

DESIGNATION AND DESCRIPTION OF PROJECT

FEDERAL PROJECT FUNDED BY SANDY RESTORATION FUNDS-Route 35 Restoration Toms River Township to Mantoloking, From MP 4.00 to MP 9.07, Contract Number: 004950321; Paving, Drainage & Structures; Townships of Toms River & Brick, Boroughs of Lavallette & Mantoloking; Ocean County; Federal Project No: ER-7044(104), UPC No: 950321, PE No: 1506505, CE No: 1506519, DP No: 13120.

(B) CERTIFICATION AS TO PUBLICATION AND NOTICE

In accordance with action taken on **May 03, 2013** by the Commissioner of Transportation in approving plans and specifications for the project described herein, advertisements were placed in compliance with R.S. 27:7-29 for bids to be received on **May 30, 2013**.

Trenton Times on 5/9/2013, 5/16/2013, & 5/23/2013

Asbury Park Press 5/9/2013, 5/16/2013, & 5/23/2013

The Beacons 5/9/2013, 5/16/2013, & 5/23/2013

(C) SUMMARY OF BIDS RECEIVED

In compliance with R.S. 27:7-29-30-31 and R.S. 27:7-35.1 et seq., bids were received on **May 30, 2013**.

After receipt, all bids were examined for acceptability and accuracy. All bids were corrected when required and ranked as follows:

CONTRACTOR		BID AMOUNT
GEORGE HARMS CONSTRUCTION CO INC	(1)	\$100,965,134.17
UNION PAVING & CONSTR CO INC	(2)	\$111,545,788.90
CRIDEL GROUP, INC		\$134,804,722.96
NORTHEAST REMSCO CONSTRUCTION INC		Irregular


Examiner, Bureau of Construction Services:

Quintin Viernes

Name

Senior Engineer

Title


Signature

CERTIFICATE OF AWARD-"FEDERALLY" FUNDED CONTRACT

PROJECT: FEDERAL PROJECT FUNDED BY SANDY RESTORATION FUNDS-Route 35 Restoration Toms River Township to Mantoloking, From MP 4.00 to MP 9.07, Contract Number: 004950321; Paving, Drainage & Structures; Townships of Toms River & Brick, Boroughs of Lavallette & Mantoloking; Ocean County; Federal Project No: ER-7044(104), UPC No: 950321, PE No: 1506505, CE No: 1506519, DP No: 13120.

(D) AUTHORIZE TO THE Assistant Commissioner for Capital Program Management

It is recommended that the Contract for the Project described herein be Awarded to the lowest responsible bidder at his price bid.

Eli D. Lambert III

Eli D. Lambert, III P.E., Director, Division of Project Management

(E) CERTIFICATION OF CONCURRENCE BY FEDERAL HIGHWAY ADMINISTRATION

Notice of concurrence in recommendation to "Award" this Federal Project to the lowest responsible bidder at his price bid was received from the Federal Highway Administration on 6/18/13.

Karen Abbott

Karen Abbott, Supervising Engineer II, Capital Program Coordination

6/25/13

Date

(F) STATUS OF FUNDS

Approved as to funds.

Judith A. Stige

Judith A. Stige - Director of Accounting & Auditing

ACTING

(G) CERTIFICATE OF AWARD

I have examined the bids received for the named project. There has been compliance with N.J.S.A. 27:7-29 through 33 and N.J.S.A. 27:7-35.1 et seq. and the Standard Specifications of the Highway Department, as amended and supplemented which were vested in the New Jersey Department of Transportation pursuant to Chapter 301 Laws of 1966 (27:1A-1 et seq.).

The Contract is awarded to **GEORGE HARMS CONSTRUCTION CO INC**, the lowest responsible bidder.

Eli D. Lambert III

Eli D. Lambert, III P.E., State Transportation Engineer

6/25/13

Date

Richard T. Hammer

Richard T. Hammer, Assistant Commissioner, Capital Program Management

6/25/13

Date

(H) CERTIFICATION OF AWARD

The Contract was awarded to the lowest responsible bidder by the authorized representative of the Commissioner of New Jersey Department of Transportation on

June 25, 2013

Date

Jacqueline Trausi
Jacqueline Trausi - Secretary,
New Jersey Department of Transportation

SPECIAL PROVISIONS

**ROUTE 35 RESTORATION
TOMS RIVER TOWNSHIP TO MANTOLOKING
FROM MP 4.00 TO MP 9.07
CONTRACT NO. 004950321
PAVING, DRAINAGE & STRUCTURES
TOWNSHIPS OF TOMS RIVER & BRICK
BOROUGHES OF LAVALLETTE & MANTOLOKING
OCEAN COUNTY
FEDERAL PROJECT NO. ER-7044 (104)**

AUTHORIZATION OF CONTRACT

The Contract is authorized by the provisions of Title 27 of the Revised Statutes of New Jersey and supplements thereto, and Title 23 of the United States Code - Highways.

SPECIFICATIONS TO BE USED

The 2007 Standard Specifications for Road and Bridge Construction, of the New Jersey Department of Transportation as amended herein will govern the construction of this Project and the execution of the Contract.

These Special Provisions consist of the following:

Pages 1 to ~~85~~⁸⁴ inclusive.

General wage determinations issued under Davis-Bacon and related acts, published by US Department of Labor, may be obtained from the Web Determinations online web site at <http://www.wdol.gov/dba.aspx#0> Select state, county and construction type heading: HIGHWAY where the Project is to be performed then click Search.

Pay the prevailing wage rates determined by the United States Secretary of Labor and the New Jersey Department of Labor. If the prevailing wage rate prescribed for any craft by the United States Secretary of Labor is not the same as the prevailing wage rate prescribed for that craft by the New Jersey Department of Labor, pay the higher rate. State wage rates may be obtained from the New Jersey Department of Labor & Workforce Development (Telephone: 609-292-2259) or by accessing the Department of Labor & Workforce Development's web site at http://wd.dol.state.nj.us/labor/wagehour/wagehour_index.html. The State wage rates in effect at the time of award are part of this Contract, pursuant to Chapter 150, Laws of 1963 (NJSA 34:11-56.25, et seq.).

If an employee of the Contractor or subcontractor has been paid a rate of wages less than the prevailing wage, the Department may suspend the Work, and declare the Contractor in default.

The following FHWA funded project Attachments that are located at the end of these Special Provisions:"

1. Required Contract Provisions, Federal-Aid Construction Contracts (Form FHWA-1273).
2. Standard Federal Equal Employment Opportunity Construction Contract Specifications (Executive Order 11246).
3. Notice of Requirement for Affirmative Action to Ensure Equal Employment Opportunity (Executive Order 11246).
4. State of New Jersey Equal Employment Opportunity for Contracts Funded by FHWA.
5. Disadvantaged Business Enterprise Utilization Attachment, FHWA Funded Contracts
- 5(A) The Incentive Program, Disadvantaged Business Enterprise Utilization Attachment for FHWA Funded Contracts.

6. Equal Employment Opportunity Special Provisions.
7. Special Contract Provisions for Investigating, Reporting, and Resolving Employment Discrimination and Sexual Harassment Complaints.

DIVISION 100 – GENERAL PROVISIONS

SECTION 101 – GENERAL INFORMATION

101.03 TERMS

THE FOLLOWING TERMS ARE CHANGED.

pavement structure. The combination of pavement, base courses, and when specified, a subbase course, placed on a subgrade to support the traffic load and distribute it to the roadbed (see Figure 101-1). These various courses are defined as follows:

1. **pavement.** One or more layers of specified material of designed thickness at the top of the pavement structure.
2. **base course.** One or more layers of specified material of designed thickness placed on the subgrade or subbase.
3. **subbase.** One or more layers of specified material of designed thickness placed on the subgrade.

Substantial Completion. When all work is complete, with the exception of HMA surface course, landscape items listed in 811.04, removal of SESC measures, FINAL CLEANUP, and repair of unacceptable work; provided the RE has determined that:

1. The Project is safe and convenient for use by the public.
2. Failure to complete work and repairs excepted above will not result in the deterioration of other completed work.

101.04 INQUIRIES REGARDING THE PROJECT

1. **Before Award of Contract.**

THE FIRST PARAGRAPH IS CHANGED TO:

Submit inquiries and/or view other questions/answers by following the format prescribed on the project's electronic bidding web page.

THE SECOND PARAGRAPH IS CHANGED TO:

The deadline for submitting inquiries is 12:00 noon, 7 days before the opening of bids.

2. **After Award of Contract.**

Central Region
Mr. Snehal Patel, Regional Construction Engineer
1035 Parkway Avenue
Trenton, NJ 08625
Telephone: 732-625-4207

SECTION 102 – BIDDING REQUIREMENTS AND CONDITIONS

102.02 BIDDER REGISTRATION AND DOWNLOADING OF THE PROPOSAL DOCUMENTS

THE LAST SENTENCE OF THE FIRST PARAGRAPH IS CHANGED TO:

The Bidder shall not alter or in any way change the software.

102.03 REVISIONS BEFORE SUBMITTING A BID

THE SECOND PARAGRAPH IS CHANGED TO:

ROUTE 35 RESTORATION
CONTRACT NO. 004950321

The Bidder shall acknowledge all addenda posted through the Department's website. The addenda acknowledgement folder is included in the Department's electronic bidding file. The Department has the right to reject the bid if the Bidder has not acknowledged all addenda posted.

102.04 EXAMINATION OF CONTRACT AND PROJECT LIMITS

**NEW JERSEY DEPARTMENT OF TRANSPORTATION
PAVEMENT CORE RECORD**

Core Results for Route 35

Core No.	Direction	Lane	Milepost	AC Thickness (in.)	PCC Thickness (in.)	Compressive Strength (psi)	Base/Subbase Type
6	Northbound	Left Mainline	4.04	---	8 1/2	10,200	Gravel and Sand w/ Silt
7	Northbound	Left Mainline	5.18	---	8 1/4	10,400	Gravelly Fine Sand, Poorly Graded
8	Northbound	Left Mainline	6.40	---	8 1/4	7,970	Poorly Graded Sand w/ Silt & Gravel
15	Northbound	Left Mainline	7.68	---	8	14,000	Gravelly Fine Sand, Poorly Graded
16	Northbound	Left Mainline	9.11	---	8 1/4	11,800	Gravelly Fine Sand, Poorly Graded
9	Northbound	Left Shoulder	6.40	2 1/2	---	---	Gravelly Sand w/ Silt
11	Northbound	Left Shoulder	9.10	2 1/2	---	---	Poorly Graded Sand w/ Silt & Gravel
30	Northbound	Left Shoulder	4.03	2 3/4	---	---	Gravelly Fine Sand, Poorly Graded
1	Northbound	Right Mainline	7.01	---	8 3/4	11,900	Poorly Graded Sand w/ Silt & Gravel
2	Northbound	Right Mainline	8.35	---	8 3/4	7,170	Gravelly Fine Sand, Poorly Graded
5	Northbound	Right Mainline	6.73	---	8 1/2	11,100	Gravelly Sand
22	Northbound	Right Mainline	4.58	---	8 1/4	12,200	Gravelly Sand
10	Northbound	Right Shoulder	7.68	2 1/2	---	---	Poorly Graded Sand w/ Silt & Gravel
23	Northbound	Right Shoulder	5.18	2	---	---	Well Graded Gravel w/ Sand
29	Northbound	Right Shoulder	4.03	2 1/4	---	---	Gravelly Sand w/ Silt
17	Southbound	Left Mainline	7.68	7 1/2	---	---	Poorly Graded Sand w/ Silt & Gravel
18	Southbound	Left Mainline	5.20	7 3/4	---	---	Poorly Graded Sand w/ Silt & Gravel
19	Southbound	Left Mainline	4.01	7 3/4	---	---	Poorly Graded Sand w/ Silt & Gravel
12	Southbound	Left Shoulder	8.76	8	---	---	Well Graded Gravel w/ Sand
14	Southbound	Left Shoulder	7.68	5 1/4	---	---	Poorly Graded Sand w/ Silt & Gravel
20	Southbound	Left Shoulder	4.01	2 3/4	---	---	Gravelly Sand w/ Silt
26	Southbound	Left Shoulder	6.41	1 1/2	---	---	Poorly Graded Sand w/ Silt & Gravel
3	Southbound	Right Mainline	5.20	2	---	---	Poorly Graded Sand w/ Silt & Gravel

Core Results for Route 35

Core No.	Direction	Lane	Milepost	AC Thickness (in.)	PCC Thickness (in.)	Compressive Strength (psi)	Base/Subbase Type
4	Southbound	Right Mainline	8.76	8	---	---	Poorly Graded Sand w/ Silt & Gravel
13	Southbound	Right Shoulder	6.41	8	---	---	Poorly Graded Sand w/ Silt & Gravel
21	Southbound	Right Shoulder	8.75	3 1/4	---	---	Gravelly Sand w/ Silt
24	Southbound	Right Shoulder	4.01	2	---	---	Poorly Graded Sand w/ Silt & Gravel
25	Southbound	Right Shoulder	7.68	1 1/4	---	---	Well Graded Gravel w/ Sand
28	Southbound	Right Shoulder	6.41	2	---	---	Gravelly Sand w/ Silt
27	Southbound	Left Shoulder	5.21	2	---	---	Well Graded Gravel w/ Sand

The pavement information shown herein was used by the Department for design and estimate purposes.

102.10 SUBMISSION OF BIDS

THE FOLLOWING IS ADDED TO THE LIST INCLUDED IN THE SECOND PARAGRAPH:

8. On the Disclosure of Investment Activities in Iran (Form DC-16) provided by the Department, certify pursuant to N.J.S.A. 52:32-58, that neither the bidder, nor one of its parents, subsidiaries, and/or affiliates (as defined in N.J.S.A. 52:32-56(e)(3)), is listed on the Department of the Treasury's List of Persons or Entities Engaging in Prohibited Investment Activities in Iran and that neither is involved in any of the investment activities set forth in N.J.S.A. 52:32-56(f). If the bidder is unable to so certify, the bidder shall provide a detailed and precise description of such activities to the Department.

SECTION 104 – SCOPE OF WORK

104.03.03 Types of Changes

3. Changes in the Character of Work.

a. Differing Site Condition.

THE SECOND PARAGRAPH IS CHANGED TO:

The Department will make payment for increased costs resulting from a Type 1 or Type 2 Differing Site Condition as a change in the character of work; however, the Department will not consider making payment for a differing site condition unless the resulting change in cost exceeds \$7,500. Except, if the Contractor incurs cost as the result of multiple differing site conditions, with the cost of each separate differing site condition having a value of at least \$1,500 but not more than \$7,500, the Department will consider making payment for such costs if the aggregate cost of the multiple differing site conditions exceeds \$7,500. If the change in cost exceeds these amounts, the Department will base the modification on the total cost of the change, and the Department will not deduct the threshold amount of \$7,500 from the cost of the change.

104.03.04 Contractual Notice

THE SECOND PARAGRAPH IS CHANGED TO:

Immediately provide written notice to the RE of a circumstance that is believed to be a change to the Contract. If notice is not provided on Contractual Notice (Form DC-161), include the following in the initial written notice:

1. A statement that this is a notice of a change.
2. The date when the circumstances believed to be a change were discovered.
3. A detailed and specific statement describing the nature and circumstances of the change.
4. If the change will or could affect costs to the Department.
5. If the change will or could affect Contract Time as specified in 108.11.01.C.

In addition to the hard copy of the notice, email the notice to the RE. It is not necessary to attach listed documents to the email.

104.03.08 Force Account

7. Equipment.

a. Contractor-Owned Equipment.

PART 1 IS CHANGED TO:

- 1 The Department will calculate the "rental" hourly rates by dividing the monthly rate by 176. The Department will not use weekly, daily, or hourly rates. The Department will apply rental hourly rates for every hour the equipment is in active use, except that for any 30-day period, the Department will limit the total amount paid for each piece of equipment to a maximum of the monthly rate.

THE FOLLOWING PART IS ADDED:

6. The Department will make payment for costs for transporting equipment to and from the work site, if said costs are solely required as a direct result of the Force Account activity.

THE SECOND PARAGRAPH IS CHANGED TO:

The payment established is full payment for all equipment costs, including the cost of fuel, repairs, maintenance, depreciation, storage and incidentals.

10. Subcontractors.

THE SECOND PARAGRAPH IS CHANGED TO:

The Department will make payment for markup on subcontracted work at the rate of 5 percent applied on the total amount of all costs for subcontracted force account work up to \$500,000 and 2% applied on the total amount of all costs for subcontracted force account work over \$500,000.

104.03.09 Delay Damages

1. Non-Productive Activity.

e. Equipment.

THE FIRST SENTENCE IS CHANGED TO:

If as the result of the delay, equipment cannot be used for any active work, and is directed by the RE to remain on the work site during the delay, the Department will make payment as specified in 104.03.08.7.a.5.

SECTION 105 – CONTROL OF WORK

105.05 WORKING DRAWINGS

THE SECOND PARAGRAPH IS CHANGED TO:

Ensure that working drawing submissions also conform to the Department design manuals and other Department standards for the proposed work. Ensure that working drawings are signed and sealed by a Professional Engineer. After Award, the Department will provide additional formatting information, the number of copies required, and the address of the receiving designated design unit.

105.07.01 Working in the Vicinity of Utilities

A. Initial Notice.

<i>Utility</i>	<i>Company/Agency</i>	<i>Contact</i>
Cable:	Cablevision 40 Pine Street Tinton Falls, NJ 07753	Paul Kostyz Phone: (732) 681-8222 Ext. 3285 Email: pkostyz@cablevision.com
Cable:	Comcast Communications Management, LLC 751 Brick Blvd. Brick, NJ 08723	Lawrence Fary Phone: (732) 380-7145 Lawrence_Fary2@cable.comcast.com
Electric:	JCP&L – First Energy Corp. 331 Newman Springs Rd., Bldg. 3 Red Bank, NJ 07701	Harvey Lockley Phone: (732) 212-4262 Email: hlockley@firstenergycorp.com
Electric:	Borough of Lavallette Dept. of Public Works PO Box 67 120 Washington Ave. Lavallette, NJ 08735	Gary Schlosser Phone: (732) 793-7766 Ext. 502
	O'Donnell Stanton & Associates, Inc. 1705 Route 37E Toms River, NJ 08753	Jack Berens Phone: (732) 573-0490 Email: osainc@verizon.net
Gas:	NJ Natural Gas 1415 Wyckoff Road PO Box 1464 Wall, NJ 07719	Dave Menaker Phone: (732) 919-8066 Email: dmenaker@njng.com
Telephone:	Verizon 10 Tansboro Rd. 2 nd Floor Berlin, NJ 08009-1907	Thomas Reber Phone: (856) 753-0795 Email: thomas.j.reber@verizon.com
Water:	NJ American Water Co. 100 James Street Lakewood, NJ 08701	Marty Walters III Phone: (732) 730-5814 Email: Martin.E.Walters@amwater.com

Water:	Borough of Lavallette Dept. of Public Works PO Box 67 120 Washington Ave. Lavallette, NJ 08735	Gary Schlosser Phone: (732) 793-7766 Ext. 502
	O'Donnell Stanton & Associates, Inc. 1705 Route 37E Toms River, NJ 08753	Jack Berens Phone: (732) 573-0490 Email: osainc@verizon.net
Sewer:	Brick Utilities 1557 Hwy. 88 West Brick, NJ 08723	Steve Specht Phone: (732) 458-7000 Ext. 247 Email: specht@brickmua.com
Sewer:	Toms River MUA 340 West Water Street Toms River, NJ 08257	Jim Lafferty Phone: (732) 240-3500 Ext. 113 Email: jlafferty@tomsrivermua.org
Sewer:	Borough of Lavallette Dept. of Public Works PO Box 67 120 Washington Ave. Lavallette, NJ 08735	Gary Schlosser Phone: (732) 793-7766 Ext. 502
	O'Donnell Stanton & Associates, Inc. 1705 Route 37 East Toms River, NJ 08753	Jack Berens Phone: (732) 573-0490 Email: osainc@verizon.net
Sewer:	Ocean County Utilities Authority 501 Hickory Lane PO Box P Bayville, NJ 08721	Keith Marcoon Phone: (732) 269-4500 Ext. 8218 Email: kmarcoon@ocua.com
		Michael Willis Phone: (732) 269-4500 Ext. 8268 Email: mwillis@ocua.com

B. Locating Existing Facilities.

2. Bureau of Traffic Operations, South Region (TOCS)
1 Executive Campus-Route 70 West
Cherry Hill, NJ 08002-4106
Telephone: 856-486-6650
3. Bureau of Electrical Maintenance, Central Region
100 Daniels Way
Freehold, NJ 07728-2668
Telephone: 732-625-4350

THE FOLLOWING IS ADDED:

Existing utilities shown on the Plans are based upon available records and limited subsurface utility engineering investigations. Prior to initiating any work, conduct a comprehensive subsurface utility investigation including markouts and test pits to record the horizontal and vertical locations of all underground utility infrastructure. The Department will make payment for test pits under EXCAVATION, TEST PIT. Based on the results of the utility investigation, evaluate all proposed utility alignments shown on the Plans for conflicts and develop recommended adjustments. Submit recommended adjustments to the RE for approval.

105.07.02 Work Performed by Utilities

Company Name & Address	Contact Person	Number of Day/s Advance Notice
Verizon	Thomas Reber	30
NJ Natural Gas	Dave Menaker	30
Cablevision	Paul Kostyz	14
Comcast Communications Management, LLC	Lawrence Fary	14
Jersey Central Power and Light	Harvey Lockley	30
Borough of Lavallette Department of Public Works	Jack Berens	7
Ocean County Utilities Authority	Michael Willis	7
Brick Utilities	Jim Allen	7
Toms River Municipal Utilities Authority	Jim Lafferty	7
New Jersey American Water Company	Martin Walters III	14

Stage # 1

Utility Company Name	Work Description	Work Duration (Day/s)	Restrictions
Verizon - Aerial	Install 71 new poles and transfer wires.	100	None
	Transfer wires to 63 new JCP&L poles.		
Verizon - Underground	Reposition/ replacement of underground conduit at 8 locations.	48	None
	Reposition existing underground conduit at 16 locations.		
NJ Natural Gas	Install 42 offsets of approximately 1,640 feet of 12" gas main and 55 offsets of approximately 3,350 feet of 6" gas main along the NB roadway.	180	None
	Install approximately 2,860 feet of 12" gas main along 4 side streets.		
Cablevision	Transfer wires to 106 new poles set by others.	106	None
Comcast Communications Management, LLC	Transfer wires to 28 new poles set by others.	28	None

Stage # 1

Utility Company Name	Work Description	Work Duration (Day/s)	Restrictions
Borough of Lavallette Department of Public Works	Transfer wires to 16 new poles set by others.	32	None

Stage # 2

Utility Company Name	Work Description	Work Duration (Day/s)	Restrictions
Verizon	Reset 14 telephone manholes.	28	None

SECTION 106 – CONTROL OF MATERIAL

106.03 FOREIGN MATERIALS

THE FOLLOWING IS ADDED AFTER THE FIRST PARAGRAPH:

For steel and iron products incorporated into the Project, provide a certification from the manufacturer stating the country where the steel or iron product was melted and manufactured including application of coatings which protect or enhance the value of the material. Ensure that 4 copies of the manufacturer's certification are provided with each delivery of steel and iron products. Retain 1 copy and submit 3 copies to the RE. Ensure that the certification includes, materials description, quantity of material represented by the certification, country of manufacture, and notarized signature of a person having legal authority to bind the supplier. If a Certification of Compliance as specified in 106.07 contains a statement regarding the country of manufacture, a separate certification is not necessary.

SECTION 107 – LEGAL RELATIONS

107.01 LEGAL JURISDICTION

107.01.02 Permits, Licenses, and Approvals

THE FOLLOWING IS ADDED AFTER THE FIRST PARAGRAPH:

The Contractor is advised all water distribution improvements to New Jersey American Water Company owned facilities are authorized under their Water Main Master Permit as approved by the New Jersey Department of Environmental Protection (NJDEP). Do not perform water distribution improvements to the Borough of Lavallette owned facilities until NJDEP issues the Water Main Construction Permit. The anticipated date for issuance of this permit is June 30, 2013.

The Contractor is advised all sanitary sewer replacement work may be performed without the Treatment Works Approval Permit. Do not perform construction of new sanitary sewer facilities within Toms River Township and the Borough of Lavallette until NJDEP issues the Treatment Works Approval Permit. The anticipated date for issuance of this permit is May 31, 2013.

107.04 NEW JERSEY CONTRACTUAL LIABILITY ACT

THE FOURTH PARAGRAPH IS CHANGED TO:

For purposes of determining the date of "completion of the contract" pursuant to N.J.S.A. 59:13-5, "completion of the contract" occurs on the date that the Contractor provides written notice to the Department of Acceptance or conditional Acceptance of the Proposed Final Certificate or the 30th day after the Department issues the Proposed Final Certificate, whichever event occurs first.

107.09 INDEPENDENT CONTRACTOR

THE ENTIRE SUBSECTION IS CHANGED TO:

The relationship of the Contractor to the State is that of an independent contractor. Conduct business consistent with such status. Do not hold out or claim to be an officer or employee of the Department by reason hereof. Do not make a claim, demand, or application to or for the rights or privileges applicable to an officer or employee of the Department, including, but not limited to, Workers Compensation Insurance, unemployment insurance benefits, social security coverage, or retirement membership or credit.

107.12.01 Satisfying the Notice Requirements

THE FOLLOWING IS ADDED TO THE SECOND PARAGRAPH:

Upon request, provide the RE with 3 copies of all documentation submitted in support of the claim.

107.12.02 Steps

3. Step III, Claims Committee.

THE SECOND PARAGRAPH IS CHANGED TO:

The Claims Committee will not review a claim or combination of claims valued less than \$250,000 until after the receipt of conditional release as specified in 109.11. If the Contract is 75 percent complete or greater as measured by Contract Time or Total Adjusted Contract Price, the Claims Committee will not review a claim or combination of claims valued more than \$250,000 until after receipt of conditional release as specified in 109.11. If the Claims Committee does not review a claim or combination of claims before Completion, the Claims Committee will review the claim or combination of claims at a single session of the Claims Committee after the receipt of the conditional release as specified in 109.11 and all claims have been reviewed at Steps I and II of the Claims Resolution Process. When reviewing a combination of claims, the Claims Committee will not review any individual claim valued less than \$20,000.

THE FOLLOWING SUBSECTION IS ADDED

107.17 COMMUNICATION WITH THE NEWS MEDIA

Do not communicate with the news media or issue a news release without obtaining a prior written approval from the Department.

SECTION 108 – PROSECUTION AND COMPLETION

108.01 SUBCONTRACTING

1. Values and Quantities.

THE FOLLOWING IS ADDED TO FIRST PARAGRAPH

1. Specialty Items are as listed below:
 - Electrical wire items.

THE THIRD PARAGRAPH IS CHANGED TO:

If a partial quantity of work for a unit price Item is subcontracted, the Department will determine the value of the work subcontracted by multiplying the price of the Item by the quantity of units to be performed by the subcontractor.

THE FOURTH PARAGRAPH IS CHANGED TO:

If only a portion of work of an Item is subcontracted, the Department will determine the value of work subcontracted based on the value of the work subcontracted as indicated in the subcontract agreement and as shown in a breakdown of cost submitted by the Contractor.

108.02 COMMENCEMENT OF WORK

THE SUBPART 4 IN THE FIRST PARAGRAPH IS CHANGED TO:

- 4. Progress schedule as specified in 153.03

108.06 NIGHT OPERATIONS

2. Visibility Requirements for Workers and Equipment.

THE FIRST PARAGRAPH IS CHANGED TO:

Ensure that workers wear a 360° high-visibility retroreflective safety garment meeting ANSI/ISEA Class 3, Level 2 standards.

108.08 LANE OCCUPANCY CHARGES

THE SECOND PARAGRAPH IS CHANGED TO:

The RE will keep record of each occurrence as well as the cumulative amount of time that a lane is kept closed beyond the lane closure schedule and provide the record to the Contractor. The Department will calculate the lane occupancy charge by multiplying the length of time of the delayed opening, in minutes, by the rate of \$10 per minute per lane, unless otherwise specified in the Special Provisions. The total amount per day for the lane occupancy charge that the Department will collect will not exceed \$10,000.00.

108.10 CONTRACT TIME

- A. Complete all work required for Substantial Completion on or before December 1, 2014.
- B. Achieve Completion on or before May 15, 2015.

THE FOLLOWING IS ADDED:

The Contractor is advised that the Department has established a compressed schedule for this Contract. Extended work weeks, multiple crews and multiple daily work shifts may be required to meet the substantial completion date.

108.11.01 Extensions to Contract Time

B. Types of Delays.

1. Non-Excusable Delays.

THE FOLLOWING IS ADDED:

For work performed by Utilities, delays up to 30 percent of the estimated duration specified in 105.07.02 are considered non-excusable. The duration includes both the advance notice and the completion of the work by the Utility.

108.12 RIGHT-OF-WAY RESTRICTIONS

The Department has not obtained the following Right-of-Way parcels; the anticipated availability dates are provided:

Properties and Vacation/Availability Dates

Demolition and/ or Parcel No	Approximate Baseline Station	Offset/Direction	Date
E79	1720+80 SB	1460' / LT	October 1, 2013
TE80A	1720+80 SB	1480' / LT	October 1, 2013
TE80B	1720+80 SB	1500' / LT	October 1, 2013
TE80C	1777+00 SB	1520' / LT	October 1, 2013
TE80D	1777+00 SB	1530' / LT	October 1, 2013
TE80E	1986 +75 SB	1660' / LT	October 1, 2013
TE80F	1995+40 SB	1690' / LT	October 1, 2013

Demolition and/ or Parcel No	Approximate Baseline Station	Offset/Direction	Date
TE80G	2015+85 SB	990' / LT	October 1, 2013
TE80H	2015+85 SB	980' / LT	October 1, 2013
TE80I	2021+85 SB	960' / LT	October 1, 2013
TE80J	2021+85 SB	950' / LT	October 1, 2013
TE80K	2038+75 SB	570' / LT	October 1, 2013
TE80L	2038+75 SB	560' / LT	October 1, 2013
TE80M	2051+00 SB	100' / LT	October 1, 2013
TE80N	2054+00 SB	100' / LT	October 1, 2013
TE80O	2060+70 SB	70' / LT	October 1, 2013
TE80P	2065+70 SB	160' / LT	October 1, 2013
TE80Q	2081+80 SB	55' / LT	October 1, 2013
TE80R	2097+30 SB	40' / RT	October 1, 2013
TE80S	2097+30 SB	50' / RT	October 1, 2013
TE80T	2104+80 SB	40' / LT	October 1, 2013
TE80U	2108+80 SB	60' / LT	October 1, 2013
TE80V	2116+75 SB	95' / LT	October 1, 2013
TE80W	2125+00 SB	95' / LT	October 1, 2013
TE80X	2131+10 SB	85' / LT	October 1, 2013
TE80Y	2140+35 SB	195' / LT	October 1, 2013
TE80Z	2165+90 SB	90' / LT	October 1, 2013
TR80AA	2189+25 SB	180' / LT	October 1, 2013
TE80BB	2198+50 SB	90' / LT	October 1, 2013
TE80CC	2205+00 SB	50' / LT	October 1, 2013
TE80DD	2209+70 SB	40' / LT	October 1, 2013
E81A	2015+50 SB	900' / LT	October 1, 2013
E81B	2022+20 SB	800' / LT	October 1, 2013
E81C	2038+75 SB	490' / LT	October 1, 2013
E82	2054+00 SB	60' / LT	June 1, 2014
E83	2054+10 SB	60' / LT	June 1, 2014
E84	2060+64 SB	50' / LT	June 1, 2014
E85	2131+00 SB	80' / LT	June 1, 2014
E86	2131+30 SB	80' / LT	June 1, 2014
E87	2140+25 SB	205' / LT	June 1, 2014
E88	2165+80 SB	50' / LT	October 1, 2013
E89	2177+80 SB	50' / LT	June 1, 2014

108.14 DEFAULT AND TERMINATION OF CONTRACTOR'S RIGHT TO PROCEED
THE FOLLOWING IS ADDED AFTER THE 2ND PARAGRAPH:

If the Department directs the Surety to complete the Contract, and the Surety elects to use a completion-contractor to perform the Work, the Surety must promptly submit to the Department a request for approval of the proposed completion-contractor as a subcontractor as per Section 108.01. The Department has the right to reject a request by the Surety to use the Contractor as the completion-contractor, either directly or under the direction of a consultant to the Surety. In addition, the Department has the right to reject a request by the Surety to contract with employees of the

Contractor, directly or under the direction of a consultant to the Surety, to complete the Contract. The Department's right to reject contained in this paragraph is based on the sole discretion of the Department.

108.19 COMPLETION AND ACCEPTANCE
THE FOLLOWING IS ADDED:

No Incentive Payment for Early Completion is specified for this project.

108.20 LIQUIDATED DAMAGES

Liquidated damages are as follows:

- A. For each day that the Contractor fails to complete the work as specified in Subpart A of Subsection 108.10 of these Special Provisions, for Substantial Completion, the Department will assess liquidated damages in the amount of \$13,500.
- B. For each day that the Contractor fails to achieve Completion as specified in Subpart B of Subsection 108.10 of these Special Provisions, the Department will assess liquidated damages in the amount of \$4,800.

THE FOLLOWING IS ADDED:

When the Contractor may be subjected to more than one rate of liquidated damages established in this Section, the Department will assess liquidated damages at the higher rate.

SECTION 109 – MEASUREMENT AND PAYMENT

109.01 MEASUREMENT OF QUANTITIES
THE SECOND PARAGRAPH IS CHANGED TO:

The Department will designate Items as Measured Items or as Proposal Items by having a suffix of M or P in the Item number respectively. The Department will measure quantities of Measured Items for payment.

109.02 SCOPE OF PAYMENT
THE THIRD SENTENCE OF THE FIRST PARAGRAPH IS CHANGED TO:

The Department will not make additional or separate payment for work or portion of work unless specifically provided for in the "Measurement and Payment" Subsection.

109.05 ESTIMATES
THE SECOND PARAGRAPH IS CHANGED TO:

The RE will provide a summary of the Estimate to the Contractor. Before the issuance of each payment, certify, on forms provided by the Department, that:

1. Each subcontractor or supplier has been paid the amount due from the previous progress payment and shall be paid the amount due from the current progress payment and that full payment for any retainage withheld from a subcontractor has been or will be made within 30 days after the subcontractor's work has been satisfactorily completed; or
2. There exists a valid basis under the terms of the subcontractor's or supplier's contract to withhold payment from the subcontractor or supplier, and therefore payment is withheld.

THE TENTH PARAGRAPH IS CHANGED TO:

The RE has the right to not process an Estimate when, in the judgment of the RE, the Work is not performed or proceeding as specified in the Contract or following the Department giving the Contractor and Surety notice of default as specified in 108.14.

109.07 BONDS POSTED IN LIEU OF RETAINAGES

THE FIRST PARAGRAPH IS CHANGED TO:

The Contractor may deposit negotiable bonds of the State or any of its political subdivisions, which have been approved by the Department, in an escrow account to secure release of all or a portion of the retainage withheld as specified in 109.05. Establish the account under the provisions of an escrow agreement to be entered into between the Contractor, the Department, and a bank located in the State that is an authorized depository with a trust department. Pay the charges of the bank for services rendered according to the terms and conditions of the escrow agreement.

109.09 AUDITS

THE FOLLOWING IS ADDED:

Pursuant to N.J.S.A. 52:15C-14(d), relevant records of private vendors or other persons entering into contracts with the Department are subject to audit or review by the New Jersey Office of the State Comptroller. Therefore, the Contractor shall maintain all documentation related to products, transactions or services under the Contract for a period of five years from the date of final payment. Such records shall be made available to the New Jersey Office of the State Comptroller upon request.

DIVISION 150 – CONTRACT REQUIREMENTS

SECTION 151 – PERFORMANCE BOND AND PAYMENT BOND

151.03.01 Performance Bond and Payment Bond

THE LAST SENTENCE OF THE FIRST PARAGRAPH IS CHANGED TO:

Submit the broker's fees, the certified rate schedule, paid invoices and the report of execution for the bond to the RE.

151.04 MEASUREMENT AND PAYMENT

THE FOLLOWING ITEM'S PAY UNIT IS REVISED TO:

<i>Item</i>	<i>Pay Unit</i>
PERFORMANCE BOND AND PAYMENT BOND	DOLLAR

SECTION 152 – INSURANCE

152.03.01 Owner's and Contractor's Protective Liability Insurance

A. Policy Requirements.

THE FOURTH SENTENCE OF THE FIRST PARAGRAPH IS CHANGED TO:

Ensure that policies are underwritten by companies with a current A.M. Best rating of A- with a Financial Size Category of VII or better.

B. Types

1. Comprehensive General Liability Insurance.

THE FOLLOWING IS ADDED:

Ensure the policy names JCP&L, its officers, employees and agents as additional insured.

2. Comprehensive Automobile Liability Insurance.

THE FOLLOWING IS ADDED:

Ensure the policy names JCP&L, its officers, employees and agents as additional insured.

3. Owner's and Contractor's Protective Liability Insurance.

THE ENTIRE TEXT IS CHANGED TO:

Procure a separate Owner's and Contractor's Protective Liability Insurance Policy with a minimum limit of liability in the amount of \$4,000,000 per occurrence as a combined single limit for bodily injury and property damage. Ensure the policy is endorsed to include Severability of Interest/Separation of Insureds clause. Ensure the policy names the State, its officers, employees, and agents as additional insured. Provide documentation from the insurance company that indicates the cost of the Owner's and Contractor's Protective Liability Insurance Policy.

Ensure the policy is endorsed to include per project aggregate.

5. Excess Liability Insurance.

THE FOLLOWING IS ADDED:

Ensure the policy names JCP&L, its officers, employees and agents as additional insured.

6. Marine Liability Insurance.

THE ENTIRE TEXT IS CHANGED TO:

If construction operations require marine operations, procure Marine Liability Insurance with a minimum limit of liability in the amount of \$2,000,000 per occurrence. Ensure the policy is endorsed to include:

1. Personal injury.
2. Contractual liability.
3. Waiver of Subrogation for all claims and suits, including recovery of any applicable deductibles.
4. Per project aggregate.

Ensure the policy names the State, its officers, employees, and agents as additional insured.

152.03.03 Pollution Liability Insurance

SUBPART 9 IS ADDED TO THE THIRD PARAGRAPH:

9. Per project aggregate.

152.04 MEASUREMENT AND PAYMENT

THE FOLLOWING ITEMS' PAY UNITS ARE REVISED TO:

<i>Item</i>	<i>Pay Unit</i>
OWNER'S AND CONTRACTOR'S PROTECTIVE LIABILITY INSURANCE	DOLLAR
POLLUTION LIABILITY INSURANCE	DOLLAR

THE LAST PARAGRAPH IS CHANGED TO:

The Department will make initial payment for OWNER'S AND CONTRACTOR'S PROTECTIVE LIABILITY INSURANCE, RAILROAD PROTECTIVE LIABILITY INSURANCE, and POLLUTION LIABILITY INSURANCE at the lesser of the bid amount, or actual costs as documented from paid invoices. If the Bid amount is greater than the amount indicated on the documented paid invoices, the Department will make payment for any remainder, up to the Bid amount, with the final monthly Estimate.

SECTION 153 – PROGRESS SCHEDULE

153.03.01 CPM PROGRESS SCHEDULE

THE THIRD PARAGRAPH IS CHANGED TO:

The Contractor may propose alternate staging. Ensure that proposed alternate staging does not interfere with work done by Others without written concurrence from the affected Others. The Department may reject the proposed alternate staging if it causes an increase to the cost of work done by Others. The Contractor is responsible for the cost of changes or additional work required as a result of completing the work according to the proposed alternate staging.

1. Preliminary Schedule Submission.

THE SECOND PARAGRAPH IS CHANGED TO:

The RE may require 3 color paper copies of the preliminary schedule, Gantt Chart, as specified in 153.03.02.2.e, and a network diagram (PERT) printed on 36 × 22-inch plans detailing the activity relationships.

2. Baseline Schedule Submission.

THE LAST SENTENCE OF THE FIRST PARAGRAPH IS CHANGED TO:

The RE may require the Contractor to submit 3 color paper copies of the baseline schedule.

THE SECOND PARAGRAPH PART 3 IS CHANGED TO:

3. The RE may require 3 color paper copies of the tabular reports, as specified in 153.03.02.2, and a printed network diagram (PERT) on 36 × 22-inch sheets detailing the activity relationships.

153.03.02 CPM Progress Schedule Updates

THE LAST PARAGRAPH IS CHANGED TO:

If the project falls behind schedule for nonexcusable delays, so that the schedule indicates that the Work will not be completed by the Completion date, as specified in 108.10, take the necessary steps to improve progress. Under such circumstances, the RE may direct the Contractor to increase the number of shifts, begin overtime operations, work extra days including weekends and holidays, and supplement its construction plant. Furthermore, the RE may require the Contractor to submit for approval a recovery schedule showing how the Contractor proposes to meet the directed acceleration.

2. Tabular Reports.

THE FIRST SENTENCE OF THE FIRST PARAGRAPH IS CHANGED TO:

The RE may require 3 color paper copies of the longest path sort, total float sort, responsibility sort, area sort, and Gantt chart.

153.04 MEASUREMENT AND PAYMENT

THE THIRD PARAGRAPH IS CHANGED TO:

If the Contractor's CPM Progress Schedule update is not approved by the date of the progress meeting for the following update, the Department will assess liquidated damages to recover the Department's increased administrative costs. The Department will assess damages for each delinquent update as follows:

SECTION 155 – CONSTRUCTION FIELD OFFICE

155.03.01 Field Office

4. Communication Equipment.

- a. **Telephones.** Provide 4 cordless phones with auto-switching.
- c. **Cell Phones.** Provide 10 cellular phones. Ensure the cellular phone plan provides for unlimited mobile to mobile in-network usage, unlimited push-to-talk/ walkie-talkie usage and an anticipated monthly usage of 900 any-time minutes for each phone. Ensure the phones are on the same plan. Ensure the cellular phone plan has a home rate with no roaming charges within the state. Ensure each cellular phone has the following features:
 - 1. Push to Talk / Walkie-Talkie capable
 - 2. Camera with 1 megapixel picture capability
 - 3. Battery life capable of 180 minutes of continuous use and 72 hours of standby use
 - 4. Equipped with a hands-free headset
 - 5. Base charger and car charger
- d. **Computer System.** Provide a computer system meeting the following requirements:
 - 5 computer configurations each meeting the following:
 - 1. Processor having a clock speed of 3.5 GHz or faster, 8 GB RAM, 512 MB Video RAM, 250 Gigabyte hard drive designated as drive C, one DVD (+/-) Writer Drive, one CD-R Recordable Drive. Ensure the system is USB 2.0 compatible and has at least two front USB ports Include Keyboard, optical mouse and 2 piece desktop speakers.
 - 2. Wired Router with appropriate number of ports and cables and a print server. Ensure there is at least one wired Ethernet switch.
 - 3. High-speed broad band connection and service with a minimum speed of 3 Megabits per second (mbps) with dynamic IP address for the duration of the project.
 - 4. 19 inch or larger Flat Screen LCD monitor with tilt/swivel capabilities.
 - 5. 250 Gigabyte or larger external drive with backup software for MS-Windows, and fifteen corresponding formatted data cartridges corresponding to the tape drive size.
 - 6. 1 Flatbed USB version 2.0 or greater Color Scanner with automatic document feed.

7. Uninterruptible power supply (UPS).
8. Surge protector for the entire computer configuration to be used in conjunction with the UPS.
9. Computer workstation, chair, printer stand, and/or table having both appropriate surface and chair height.
10. One can of compressed air and screen cleaning solution every other month of the duration of the contract.

If more than one computer configuration is specified, provide one network interface card for the base computer configuration and hardwire connections between computer configurations as directed by the RE.

Also provide:

8 USB 32 GB Flash/Jump memory drives

100 CD-R 700 MB (or larger) recordable CD's compatible with the CD drive and 100 recordable DVD's.

4 CD/DVD Holder (each holds 50)

1 color laser printers and supplies as follows:

1. Minimum of 192 Megabytes of expanded memory, printer cable, and legal size paper tray.
2. One set of printer ink cartridges every other month for the duration of the construction project for each printer.

Software as follows:

1. Microsoft Windows, latest version with future upgrades for the duration of the entire project.
2. Microsoft Office Professional, latest version.
3. Norton's System Works for Windows, latest version, or compatible software package with future upgrades and latest virus patches.
4. Anti-Virus software, latest version with monthly updates for the duration of the contract.
5. Visio Professional Graphics Software for Windows, latest version
6. Primavera Project Management, latest version, on one computer
7. Adobe Acrobat Professional, latest version, or compatible software for Scanner

THE THIRD PARAGRAPH IS CHANGED TO:

When the computer system is no longer required by the RE, the Department will remove and destroy the hard drive, and return the computer system to the Contractor. The Department will retain other data storage media.

6. Office Equipment. Provide the following:

PART (1) IS CHANGED TO:

1. A copier with automatic document feed, 15 pages per minute copy speed, variable reduce/enlarge capability, and letter, legal, and ledger size capabilities. Erase the copier hard drive before removing the copier from the field office and provide the RE with a certification stating that the copier hard drive has been erased.

PARTS (2) AND (3) ARE CHANGED TO:

2. 1 digital camera(s). Ensure each digital camera has auto-focus, with rechargeable batteries and charger, 256 MB memory card, USB Memory Card Reader compatible with camera and field office computer, 1.5 inch LCD monitor, 5 mega pixel resolution, 10X optical zoom lens, built in flash, image stabilization, computer connections, and a carrying case
3. 1 video camcorder(s). Ensure each video camcorder is a mini DVD camcorder with 10X optical zoom, 2" LCD monitor, USB 2.0 compatible and includes USB 2.0 connections.

THE FOLLOWING IS ADDED::

7. 10 Mini DVD 2.8 GB (or larger) recordable DVD's compatible with the camcorder.

7. Inspection Equipment.

1. 5 Calculators with trigonometric capability
2. 2 Date/ Received stamps and ink pads
3. 2 Electronic Smart levels, 4 foot
4. 2 Electronic Smart levels, 2 foot
5. 10 Carpenter rulers
6. 2 Steel tapes, 100 feet
7. 2 Cloth tapes, 100 feet
8. 2 Illuminated measuring wheels
9. 1 Plumb bob and cord
10. 1 Line level and cord
11. 2 Surface thermometers
12. 2 Concrete thermometers
13. 2 Digital infrared asphalt thermometers
14. 2 Self-leveling laser levels with range of 100 feet and an accuracy of ¼ inch per 100 feet
15. 10 Hard hats - orange, reflectorized hard hats according to ANSI Z89.1.
16. 10 Safety garments – orange, reflectorized, 360° high visibility safety garments according to ANSI/ISEA Class 3, Level 2 standards. To be replaced yearly for the duration of the contract.
17. 10 Sets of orange rain gear with reflective sheeting
18. 10 Sets of hearing protection with a NRR rating of 22 dB
19. 10 Sets of eye protection according to ANSI Z87.1
20. 1 Light meter - capable of measuring the level of luminance in foot-candles
21. 8 Lantern flashlights, 6V with monthly battery replacements
22. 1 Testing equipment and apparatus conforming to AASHTO T23, T119, T152
23. 10 Hard Bound Daily Diaries, 5-½" X 8" minimum with one day per page. To be provided yearly for the duration of the contract.
24. 500 Legal size hanging folders
25. 500 Legal size manila file folders – three tab

155.03.03 Telephone Service

THE CONTENT OF THIS SUBSECTION IS DELETED

155.04 MEASUREMENT AND PAYMENT

THE FOLLOWING ITEM IS DELETED:

<i>Item</i>	<i>Pay Unit</i>
TELEPHONE SERVICE	LUMP SUM

THE THIRD PARAGRAPH IS DELETED.

SECTION 157 – CONSTRUCTION LAYOUT AND MONUMENTS

157.03.01 Construction Layout

THE FOLLOWING IS ADDED TO THE FIFTH PARAGRAPH:

The Contractor is advised that due to Superstorm Sandy the potential exists for field conditions to vary from Contract Plans and adjustments are anticipated to the layout of proposed facilities. Stakeout to verify existing field conditions and locations of new facilities prior to installation. Notify the RE of conflicts and submit sketches of actual field conditions.

THE SEVENTH PARAGRAPH IS CHANGED TO:

Provide the Utilities with the layout needed to install relocated utility facilities and coordinate the Work. Ensure that relocated facilities do not conflict with proposed construction, including High Voltage Proximity Act conflicts.

Proposed water and sanitary force main alignments shown on the plans are approximate and alignment adjustments are anticipated.

157.04 MEASUREMENT AND PAYMENT

THE FOLLOWING ITEM'S PAY UNIT IS REVISED TO:

<i>Item</i>	<i>Pay Unit</i>
CONSTRUCTION LAYOUT	DOLLAR

THE SECOND PARAGRAPH IS CHANGED TO:

The Department will adjust payment for CONSTRUCTION LAYOUT based on the final contract amount and will calculate as follows:

$$CL = \frac{CL_B \times (C_F - E_F)}{C_O - E_O}$$

Where:

CL = Adjusted payment for CONSTRUCTION LAYOUT.

CL_B = Bid price for CONSTRUCTION LAYOUT.

C_O = Original Contract Price.

C_F = Final Contract Price.

E_F = Total of CL_B and the final cost for PERFORMANCE BOND AND PAYMENT BOND, Incentive/Disincentives for completion/interim completion, and claim settlements.

E_O = Total of CL_B

E_O = Total of CL_B, and PERFORMANCE AND PAYMENT BOND.

SECTION 158 – SOIL EROSION AND SEDIMENT CONTROL AND WATER QUALITY CONTROL

158.03.02 SESC Measures

8. **Inlet Filters.** Provide Type 1 and Type 2 inlet filters as follows:

a. **Type 1.**

THE ENTIRE TEXT IS CHANGED TO:

For a new inlet structure without a casting, mold welded steel wire fabric around the inlet walls. Extend the welded steel wire a minimum of 6 inches down each side of the structure. Secure geotextile to the welded wire fabric. Place No. 2 coarse aggregate against the inlet structure to hold the inlet filter in place.

For an inlet structure with a casting and exposed exterior walls, place geotextile under the casting and extend it a minimum of 6 inches below the top of the exposed walls. Place No. 2 coarse aggregate around the drain hole opening.

For an existing inlet structure without exposed exterior walls, place geotextile under the grate and extend the geotextile for a minimum of 6 inches beyond the grate.

For an inlet with a curb piece and without exposed exterior walls, ensure that the opening in the curb piece has a height of 2 inches. If the opening is greater than 2 inches, achieve the 2 inch opening size by

wrapping the geotextile around an appropriately sized piece of lumber. Place the lumber against the vertical opening.

19. Oil-Only Emergency Spill Kit.

THE SECOND SENTENCE OF THE FIRST PARAGRAPH IS CHANGED TO:

Include Oil-only Emergency Spill Kit, Type 1 consisting of the following:

SECTION 159 – TRAFFIC CONTROL

159.03.02 Traffic Control Devices

6. Traffic Control Truck with Mounted Crash Cushions.

THE LAST SENTENCE IS CHANGED TO:

Submit drawings to the RE detailing the manner of securing the ballast, signed and sealed by a Professional Engineer, certifying that it is capable of withstanding the impact forces for which the impact attenuator is rated.

159.03.06 Temporary Traffic Stripes and Temporary Traffic Markings

THE ENTIRE TEXT IS CHANGED TO:

Apply temporary traffic stripes and markings when the ambient and surface temperatures are at least 45 °F and rising and the surface temperature is no more than 140 °F. Apply the traffic paint in a wet film thickness of 6 ± 1 mil. Apply glass beads to the wet paint in a uniform pattern and at the rate of 12 pounds per gallon of paint. Ensure TRAFFIC STRIPES, LONG LIFE, EPOXY RESIN and TRAFFIC MARKINGS, THERMOPLASTIC are applied within 14 days of placing temporary traffic stripes and markings unless directed by the RE.

159.03.08 Traffic Direction

A. Flagger.

THE LAST SENTENCE IS CHANGED TO:

Ensure that the flagger is equipped with a STOP/SLOW paddle and follows MUTCD flagging procedures.

B. Police.

THE FOURTH PARAGRAPH IS DELETED.

159.04 MEASUREMENT AND PAYMENT

THE SECOND PARAGRAPH IS CHANGED TO:

For traffic control devices measured by the linear foot or unit basis that are specified in 159.03.02, the Department will make payment for the maximum quantity in service at one time as required by the Contract. For CONSTRUCTION SIGNS, the Department will make payment for the maximum quantity of specific sign types in service at one time as required by the Contract. If a particular sign type has more than one unique text, each sign with a unique text will be considered to be a specific sign type. The Department will make payment for 50 percent of the Contract bid price for traffic control devices specified in 159.03.02 that are measured on a linear foot, square foot or unit basis upon approved placement. The Department will prorate the balance of payment over the duration of the Contract.

The Department will make payment for TRAFFIC STRIPES, LONG LIFE, EPOXY RESIN and TRAFFIC MARKINGS, THERMOPLASTIC as specified in 610.04.

SECTION 160 – PRICE ADJUSTMENTS

160.03.01 Fuel Price Adjustment

THROUGHOUT THIS SUBPART, TABLE 161.03.01-1 IS CHANGED TO TABLE 160.03.01-1

THE THIRD PARAGRAPH IS CHANGED TO:

If the as-built quantity of an Item listed in Table 160.03.01-1 differs from the sum of the quantities in the monthly Estimates, and the as-built quantity cannot be readily distributed among the months that the Item listed in Table 160.03.01-1 was constructed, then the Department will determine fuel price adjustment by distributing the difference in the same proportion as the Item's monthly Estimate quantity is to the total of the Item's monthly estimates.

THE 13 TH AND 15 TH LINE IN THE TABLE 160.03.01-1 IS CHANGED TO:

SOIL AGGREGATE BASE COURSE, ___ " THICK	1 Gallon per Cubic Yard
DENSE-GRADED AGGREGATE BASE COURSE, ___ " THICK	1 Gallon per Cubic Yard

THE 25 TH LINE IN THE TABLE 160.03.01-1 IS CHANGED TO:

HOT MIX ASPHALT _____ BASE COURSE	2.50 Gallons per Ton
-----------------------------------	----------------------

THE FOLLOWING ARE ADDED TO TABLE 160.03.01-1

Items	Fuel Usage Factor
NON-VEGETATIVE SURFACE, HOT MIX ASPHALT	2.50 Gallons per Ton
COLOR-COATED NON-VEGETATIVE SURFACE, HOT MIX ASPHALT	2.50 Gallons per Ton

160.03.02 Asphalt Price Adjustment

NOTE 1 OF THE THIRD PARAGRAPH IS CHANGED TO:

- The Department will determine the weight of asphalt binder for price adjustment by multiplying the percentage of new asphalt binder in the approved job mix formula by the weight of the item containing asphalt binder. If a Hot Mix Asphalt item has a payment unit other than ton, the Department will apply an appropriate conversion factor to determine the number of tons used.

THE FOURTH PARAGRAPH IS CHANGED TO:

$$A = B \times [(MA - BA)/BA] \times C \times M \times G$$

Where:

- A = Asphalt Price Adjustment
- B = Bid Price for Tack Coat/Prime Coat
- MA = Monthly Asphalt Price Index
- BA = Basic Asphalt Price Index
- C = Petroleum Content of the Tack Coat and Prime Coat in Percent by Volume:
 - Use 100% for cutbacks and Tack Coat 64-22
 - 60% for Polymer Modified Tack Coat
 - 60% for RS or similar type emulsions
- M = Percentage of Bid Price Applicable to Materials Only: Use 82%
- G = Gallons of Tack Coat and Prime Coat Furnished and Applied

160.04 MEASUREMENT AND PAYMENT

THE FOLLOWING ITEMS' PAY UNITS ARE REVISED TO:

<i>Item</i>	<i>Pay Unit</i>
FUEL PRICE ADJUSTMENT	DOLLAR
ASPHALT PRICE ADJUSTMENT	DOLLAR

THE FOLLOWING SECTION IS ADDED:

SECTION 162 – VIBRATION MONITORING

162.01 DESCRIPTION

This Section describes the requirements for vibration monitoring.

162.02 CONSTRUCTION

162.02.01 Vibration Monitoring and Control

Perform vibration monitoring to measure the vibration levels of existing buildings and structures within 100' of any sheeting or pile installations.

A. Quality Assurance.

Perform all work under the direct supervision of a professional engineer registered in the State of New Jersey. The Engineer must have at least ten (10) years responsible experience in similar work and have available professional level capability in related geotechnical and structural evaluations and engineering.

Engage the services of a specialty firm experienced in measuring ground vibrations to conduct vibration monitoring and control during all sheeting and pile installations. The specialty firm shall have a minimum of five years experience performing similar work. Submit the specialty firm's qualifications to the RE for approval.

B. Vibration Monitoring and Control Program.

Contractor shall control ground vibrations caused by sheeting and pile installation activities so that existing buildings and structures are not impacted adversely. Implement the program prior to and during the course of sheeting and pile installation. Establish ambient vibrations at each structure within 100' of any activity. Any vibrations close to or exceeding the specified limits shall be immediately reported to the RE.

Provide two seismographs at each location where sheeting or piles are to be installed. Locate the two seismographs at each structure nearest the pile or sheeting installation activity as follows: one seismograph on the structure at a point nearest the pile/sheeting installation and one a distance of 10 to 15 feet from the first, as directed by the RE.

For each day of monitoring, prepare and submit a daily field report summarizing the results of the vibration monitoring to the RE by 9:00 a.m. of the following working day.

1. The Vibration Limit Criteria are as follows:

(a) Peak Particle Velocity Limits

Contractor shall conduct all activity in such a manner that the maximum peak particle velocity at existing structures does not exceed the safe limits recommended in the U.S. Bureau of Mines Report, RI 8507, Appendix B.

Submit a Vibration Monitoring and Control Plan at least 30 days before pile/sheeting installation activities. At a minimum, include the following information:

1. Techniques to maintain vibration levels below limits.
2. Mitigation techniques to be employed if required.
3. Proposed contents of report.

During pile or sheeting installation activities, vibrations shall be recorded continuously during work hours and evaluated full-time by the on-site vibration specialist during the first day of operations, and reviewed once daily thereafter.

Contractor shall cease operations and inform the RE if measurements are greater than limits. The RE will then perform an initial inspection of the portion of the structure adjacent to the Contractor's operations. If no indication of significant damage is found, i.e. noticeable deformation or observed cracking of structural members, the Contractor may resume construction activities while the RE simultaneously monitors and observes the structure to evaluate if it is sustaining damage or excessive deformation. If no significant damage or excessive deformation is observed during the initial operations, the Contractor may proceed with construction; however, the RE will perform daily inspections of the portions of the structures adjacent to the Contractor's work areas.

If it is determined that there is imminent or actual observed damage, pile or sheeting installation activities shall cease. The Contractor shall evaluate proposed modifications to his operations to mitigate damage and submit the proposed changes to the RE for review and acceptance before resuming operations.

162.03 MEASUREMENT AND PAYMENT

The Department will measure and make payment for Items as follows:

<i>Item</i>	<i>Pay Unit</i>
VIBRATION MONITORING	LUMP SUM

DIVISION 200 – EARTHWORK

SECTION 201 – CLEARING SITE

201.02 MATERIALS

THE FOLLOWING IS ADDED TO THE LIST OF MATERIALS:

Controlled Low Strength Material (CLSM) 903.09

201.03 CONSTRUCTION

201.03.01 Clearing Site

THE FOLLOWING IS ADDED:

Remove fences, small-block retaining walls, and other incidental amenities that encroach within the NJDOT Right-Of-Way. At the direction of the RE, either dispose of material as specified in 201.03.09 or stockpile salvaged material for return to the property owner.

If impacted by construction operations, restore disturbed surfaces beyond the limit of work shown on the Plans using the existing on-site surface treatments. Carefully remove and stockpile this material as necessary to complete the work and reinstall to the satisfaction of the RE.

Dispose of material and debris as specified in 201.03.09.

Remove trees and branches within 15 feet of the end of JCP&L pole cross arms. If the resulting tree is rendered hazardous, then remove the entire tree according to SECTION 802.

E. Removing Pipe, Inlets, and Manholes.

THE FOLLOWING IS ADDED:

1. Asbestos-Cement Pipe (ACP).

Remove pipe sections in an "intact" condition where possible or, in a manner that prevents the material from being crumbled and the asbestos fibers becoming airborne (friable). Wet and containerize waste materials as work progresses. Ensure that work safety requirements, controls and practices are in compliance with OSHA's Subpart Z, 29 CFR 1926.1101 – Asbestos. Load, transport, and dispose of the ACP according to Federal, State, and local laws, rules and regulations. Pay fees associated with removal and disposal of the ACP.

2. BASF (formerly Ciba-Geigy) abandoned pipeline.

The Contractor is advised that there is an existing 28-inch abandoned pipeline along the eastbound side of Second Avenue in the Township of Toms River. This pipeline is currently sealed but it is anticipated that the pipe is filled with liquid, such that opening the pipe will result in a discharge. When construction in the vicinity of the pipe will result in the removal of sections of the pipe, the following procedure shall be followed:

Establish a formal agreement with Toms River MUA & OCUA to obtain consent to discharge into the local Toms River system for treatment at the OCUA treatment facility. Obtain two (2) samples of the liquid within the pipe and conduct a priority pollutant scan to determine whether the dewatered liquid is acceptable to OCUA. If the liquid is acceptable to OCUA, wet tap the abandoned pipeline and pump the effluent into the nearest Toms River MUA sanitary sewer. Coordinate with Toms River to pay fees associated with removal and discharge of the effluent. Ensure no effluent is discharged to the trench. Should a discharge to the trench occur, the Contractor shall pay all resulting fines. Plug open ends of pipe as specified in 201.03.01.D.

If the liquid is determined not acceptable to the OCUA, the Department will make payment for removal of the liquid as specified in 109.03.

H. Filling Abandoned Pipes with CLSM

Submit proposed procedures for filling pipes to the Engineer for approval. Fill existing pipes indicated on the plans with CLSM for the full cross-sectional area of the pipe.

Do not place CLSM at temperatures below 50°F. Maintain the material temperature of the CLSM at a minimum of 50°F for no less than 24 hours.

Remove any temporary bulkheads, spillage and backfill and restore the area as needed.

201.04 MEASUREMENT AND PAYMENT
THE FOLLOWING IS ADDED:

The Department will not make payment for the Item CLEARING SITE in excess of \$205,000 until Completion.

For each outfall location, the Department will not make payment for the Item CLEARING SITE, STRUCTURE (OUTFALL NO. __), in excess of the amounts shown below, until Completion:

CLEARING SITE, STRUCTURE (OUTFALL NO. 1A).....	\$10,000
CLEARING SITE, STRUCTURE (OUTFALL NO. 1).....	\$20,000
CLEARING SITE, STRUCTURE (OUTFALL NO. 2 AND 3).....	\$10,000
CLEARING SITE, STRUCTURE (OUTFALL NO. 4A).....	\$10,000
CLEARING SITE, STRUCTURE (OUTFALL NO. 5).....	\$10,000
CLEARING SITE, STRUCTURE (OUTFALL NO. 6).....	\$10,000
CLEARING SITE, STRUCTURE (OUTFALL NO. 7).....	\$10,000
CLEARING SITE, STRUCTURE (OUTFALL NO. 8).....	\$14,000
CLEARING SITE, STRUCTURE (OUTFALL NO. 9).....	\$14,000
CLEARING SITE, STRUCTURE (OUTFALL NO. 10).....	\$14,000
CLEARING SITE, STRUCTURE (OUTFALL NO. 13).....	\$14,000
CLEARING SITE, STRUCTURE (OUTFALL NO. 17 AND 18).....	\$20,000
CLEARING SITE, STRUCTURE (OUTFALL NO. 20 AND 21).....	\$10,000
CLEARING SITE, STRUCTURE (OUTFALL NO. 23).....	\$10,000
CLEARING SITE, STRUCTURE (OUTFALL NO. 24).....	\$10,000
CLEARING SITE, STRUCTURE (OUTFALL NO. 25).....	\$14,000
CLEARING SITE, STRUCTURE (OUTFALL NO. 26).....	\$14,000
CLEARING SITE, STRUCTURE (OUTFALL NO. 27).....	\$14,000
CLEARING SITE, STRUCTURE (OUTFALL NO. 28A).....	\$13,000
CLEARING SITE, STRUCTURE (OUTFALL NO. 29).....	\$10,000
CLEARING SITE, STRUCTURE (OUTFALL NO. 31A).....	\$10,000
CLEARING SITE, STRUCTURE (OUTFALL NO. 33).....	\$10,000
CLEARING SITE, STRUCTURE (OUTFALL NO. 34).....	\$14,000
CLEARING SITE, STRUCTURE (OUTFALL NO. 35A).....	\$10,000

SECTION 202 – EXCAVATION

202.02 MATERIALS

THE FIRST IN THE LIST IS CHANGED TO:

Coarse Aggregate (No. 57, or 67)..... 901.03

202.03.02 Excavating Test Pits

THE FOLLOWING IS ADDED:

Excavate test pits using the vacuum excavation method.

202.03.03 Excavating Unclassified Material

A. Excavating.

THE FIRST PARAGRAPH IS CHANGED TO:

The Department, as the generator, is solely responsible for the designation of excavated material. Unclassified excavation consists of excavation and management of material of whatever nature encountered, except for regulated material, concrete pavement removal and acid producing soil.

THE LAST SENTENCE OF THE FOURTH PARAGRAPH IS CHANGED TO:

Backfill unstable areas below the proposed pavement box with Coarse Aggregate, Size No. 57, wrapped in geotextile. Backfill unstable areas outside the limits of the pavement box with excavated material. Compact backfilled areas using the directed method as specified in 203.03.02.C.

202.03.04 Excavating Regulated Material

3. Temporarily Storing.

THE FIRST PARAGRAPH IS CHANGED TO:

Temporarily store regulated or hazardous material in stockpiles within the Project Limits and as shown on the Plans. Construct stockpiles on polyethylene sheeting. Contain stockpiles with haybales or silt fence placed continuously at the perimeter of the stockpiles. For hazardous material, if a stockpile area is not available within the Project Limits, sample and analyze materials in-situ for disposal. Excavate and place the hazardous regulated material directly into trucks, and haul it directly to the approved disposal facility.

202.04 MEASUREMENT AND PAYMENT

THE FOLLOWING IS ADDED:

The Department will make payment for removal of concrete pavement under REMOVAL OF PAVEMENT. The Department will make payment for removal of HMA pavement under EXCAVATION, UNCLASSIFIED.

When the RE directs undercutting of unstable material below the proposed pavement box, the Department will make payment for the excavation under EXCAVATION, UNCLASSIFIED and for the backfilling under COARSE AGGREGATE, SIZE NO. 57 and GEOTEXTILE, ROADWAY STABILIZATION.

SECTION 203 – EMBANKMENT

203.02.01 Materials

THIS SUBPART IS CHANGED TO:

Provide materials as specified:

Soil Aggregate (I-7, I-9, I-10, I-11, I-13, and I-14)..... 901.11

THE FOLLOWING IS ADDED:

Roadway Stabilization Geotextile 919.01

ROUTE 35 RESTORATION
CONTRACT NO. 004950321

203.03.01 Constructing Embankment

THE FOURTH PARAGRAPH IS CHANGED TO:

Before placing embankment or any other unbound aggregate material, such as subbase or dense graded aggregate, on existing pavement, break the pavement into pieces that are a maximum of 12 inches in all dimensions.

203.03.02 Placing and Compacting Methods

C. Directed Method.

THE FOLLOWING IS ADDED:

Do not use dynamic compactors within a 25 foot radius of existing asbestos-cement pipe (ACP) that is not scheduled for removal.

Do not use dynamic compactors within a 25 foot radius of existing BASF (formerly Ciba-Geigy) abandoned pipeline that is not scheduled for removal.

203.04 MEASUREMENT AND PAYMENT

THE FOLLOWING PAY ITEM IS ADDED:

<i>Item</i>	<i>Pay Unit</i>
GEOTEXTILE, ROADWAY STABILIZATION	SQUARE YARD

DIVISION 300 – SUBBASE AND BASE COURSES

SECTION 302 – AGGREGATE BASE COURSE

302.02.01 Materials

THE FOLLOWING IS ADDED:

Coarse Aggregate (No. 57).....901.03

302.04 MEASUREMENT AND PAYMENT

THE FOLLOWING PAY ITEM IS ADDED:

Item
COARSE AGGREGATE, SIZE NO. __

Pay Unit
CUBIC YARD

DIVISION 400 – PAVEMENTS

SECTION 401 – HOT MIX ASPHALT (HMA) COURSES

401.02.01 Materials

EMULSIFIED ASPHALT UNDER TACK COAT IS REVISED TO:

Emulsified Asphalt, Grade RS-1, CRS-1, SS-1, SS-1h, Grade CSS-1 or CSS-1h 902.01.03

401.02.02 Equipment

THE LAST PARAGRAPH IS CHANGED TO:

When an MTV is used, install a paver hopper insert with a minimum capacity of 14 tons in the hopper of the HMA paver.

401.03.02 Tack Coat and Prime Coat

TABLE 401.03.02-1 IS CHANGED TO:

Table 401.03.02-1 Tack Coat Application			
Material	Spraying Temp, °F	Gallons per Square Yard	Season
Cut-Back Asphalt:			
RC-70	120 to 190	0.05 to 0.15	Oct 15 to Apr 15
Emulsified Asphalt:			
RS-1	70 to 140	0.05 to 0.15	All year
CRS-1	125 to 185	0.05 to 0.15	All year
SS-1, SS-1h	70 to 140	0.05 to 0.15	All year
CSS-1, CSS-1h	70 to 140	0.05 to 0.15	All year

TABLE 401.03.02-2 IS CHANGED TO:

Table 401.03.02-2 Prime Coat Application			
Cut-Back Asphalt	Spraying Temp, °F	Gallons per Square Yard	Season
MC-30	85 to 150	0.1 to 0.5	Oct 15 to Apr 15
MC-70	120 to 190	0.1 to 0.5	Oct 15 to Apr 15
Emulsified Asphalt:			
CSS-1	70 to 140	0.1 to 0.50	All year

401.03.03 HMA Courses

A. Paving Plan.

THE FOLLOWING IS ADDED BEFORE THE FIRST SENTENCE OF THE FIRST PARAGRAPH:

The Contractor is advised of the flatness of roadway within the Project and positive drainage must be verified to ensure ponding locations are avoided. Verify final grades and notify the RE if grade adjustments are required.

THE FOLLOWING IS ADDED TO THE LIST:

- 15. Method of controlling and verifying positive drainage.

D. Transportation and Delivery of HMA.

THE FIRST PARAGRAPH IS CHANGED TO:

Deliver HMA using HMA trucks in sufficient quantities and at such intervals to allow continuous placement of the material. Do not allow trucks to leave the plant within 1 hour of sunset unless nighttime lighting is provided as

specified in 108.06. The RE will reject HMA if the HMA trucks do not meet the requirements specified in 1009.02. The RE will suspend construction operations if the Contractor fails to maintain a continuous paving operation. Before the truck leaves the plant, obtain a weigh ticket from a fully automatic scale. Before unloading, submit for each truckload a legible weigh ticket that includes the following:

1. Name and location of the HMA plant.
2. Project title.
3. Load time and date.
4. Truck number.
5. Mix designation.
6. Plant lot number.
7. Tare, gross, and net weight.

E. Spreading and Grading.

THE THIRD PARAGRAPH IS CHANGED TO:

Use an MTV for the construction of intermediate and surface course in the traveled way. Ensure that the MTV independently delivers HMA from the HMA trucks to the HMA paver. Operate the MTV to ensure that the axle loading does not damage structures, roadway, or other infrastructure.

1. Longitudinal Joints.

THE FOLLOWING IS ADDED:

Construct no more than 1 longitudinal joint per roadway direction on the final surface course.

H. Air Void Requirements.

THE FOLLOWING IS ADDED TO THE THIRD PARAGRAPH:

Inside shoulders less than 6 feet in width will not be included in other lots unless requested by the RE.

THE FOLLOWING IS ADDED AFTER THE THIRD PARAGRAPH:

If areas of existing shoulders are found to be insufficient to support the proposed HMA pavement and the required compaction cannot be achieved, notify the RE immediately. The RE may either direct additional milling and paving to provide a suitable base to pave the proposed HMA or waive coring and air void requirements in such shoulder areas.

J. Ride Quality Requirements.

THIS ENTIRE SUBPART IS CHANGED TO:

When the Project exceeds one mile in continuous length, the Department will evaluate the final riding surface using the International Roughness Index (IRI) according to ASTM E 1926. The final riding surface is defined as the last lift of the pavement structure where traffic will be allowed. The Department will use the measured IRI to compute the appropriate pay adjustment (PA). The PA will be positive for superior quality work or negative for inferior quality work.

The Department will calculate the PA as specified in Table 401.03.03-7 and will base PA on lots of 0.01 mile length for each lane, ramp, and shoulder and 0.005 mile for each overlaid bridge structure.

- 1 Smoothness Measurement.** The Department will test the longitudinal profile of the final riding surface for ride quality with a Class 1 Inertial Profiling System according to AASHTO M 328 and NJDOT R-1. If project conditions preclude the use of the Class 1 Inertial Profiling System, the Department will use a Class 1 walking profiler or lightweight profiler.

The IRI value reported for each lot is the average of 3 runs of each wheel path, unless otherwise directed by the Department.

- 2. Quality Control Testing.** Perform control testing during lift placement to ensure compliance with the ride quality requirements specified in Table 401.03.03-7
- 3. Preparation for IRI Testing.** Provide traffic control when the Department performs IRI testing. Perform mechanical sweeping of the surface before IRI testing. To facilitate auto triggering on laser profilers, place a single line of preformed traffic marking tape perpendicular to the roadway baseline 300 feet before the

beginning and after the end of each lane, shoulder, and ramp to be tested or at the direction of the Department. Submit the actual stationing for each traffic marking tape location to the RE.

4. **Quality Acceptance.** The Department will determine acceptance and provide PA based on the following:

- a. **Pay Adjustment.** The pay equations in Table 401.03.03-7 express the PA in dollars per lot of 0.01 mile or 0.005 mile as shown in the table. The number of lots for final pay adjustment will be reduced by the number of lots excluded for each segment shown in Table 401.03.03-7. Lots excluded from final PA will be those with the highest recorded IRI numbers for respective roadway and bridge deck segments. IRI numbers are in inches per mile.

Table 401.03.03-7 Pay Equations for Ride Quality			
	Excluded Lots	Pay Equation(s)	
Route 35 NB from MP 4.00 to MP 7.70	Lane 1 - 1	PA on lots of 0.01 mile length	
	Lane 2 -1	IRI < 45	PA = \$50
		$45 \leq \text{IRI} < 65$	$\text{PA} = \$162.50 - (\$2.50 \times \text{IRI})$
Route 35 SB from MP 4.00 to MP 7.70	Lane 1 - 3	$65 \leq \text{IRI} \leq 75$	PA = \$0
		$75 < \text{IRI} \leq 145$	$\text{PA} = (\text{IRI} - 75) \times (-\$7.1429)$
	Lane 2 - 3	IRI > 145	Remove & Replace
Route 35 NB from MP 7.70 to MP 9.08	Lane 1 - 1	PA on lots of 0.01 mile length	
	Lane 2 -1	IRI < 35	PA = \$50
		$35 \leq \text{IRI} < 55$	$\text{PA} = \$137.5 - (\$2.50 \times \text{IRI})$
Route 35 SB from MP 7.70 to MP 9.08	Lane 1 - 2	$55 \leq \text{IRI} \leq 65$	PA = \$0
		$65 < \text{IRI} \leq 135$	$\text{PA} = (\text{IRI} - 65) \times (-\$7.1429)$
	Lane 2 - 2	IRI > 135	Remove & Replace
Route 35 Ramps and Shoulders	None	PA on lots of 0.01 mile length	
		IRI \leq 120	PA = \$0
		$120 < \text{IRI} \leq 170$	$\text{PA} = (\text{IRI} - 120) \times (-\$10.00)$
		IRI > 170	Remove & Replace

- b. **Removal and Replacement.** If the final IRI is greater than the Remove and Replace Value (RRV), remove and replace the lot. Replacement work is subject to the same requirements as the initial work.

If less than 8 percent of paving lots exceeds the RRV, submit a plan for corrective action. If the corrective action plan is not approved by the RE, remove and replace the designated lots. If the corrective action plan is approved and the lots are reworked, the lots are subject to the requirements of subpart 401.03.03.J Ride Quality Requirements except that the lots are not eligible for positive PA. The RE may allow the lots to remain in place and apply the pay adjustment as computed in Table 401.03.03-7.

401.03.04 Sawcutting and Sealing of Joints in HMA Overlays

THE TEXT OF THIS SUBPART IS DELETED.

THIS SUBPART IS INTENTIONALLY LEFT BLANK

401.03.05 Core Samples

THE LAST SENTENCE OF THE 2ND PARAGRAPH IS CHANGED TO THE FOLLOWING:

Apply an even coating of tack coat to sides of the hole. Place HMA in maximum lifts of 4 inches in the hole and compact each lift. Ensure that the final surface is 1/4 inch above the surrounding pavement surface.

401.04 MEASUREMENT AND PAYMENT

THE FOLLOWING ITEM IS DELETED:

<i>Item</i>	<i>Pay Unit</i>
SAWING AND SEALING JOINTS IN HOT MIX ASPHALT OVERLAY	LINEAR FOOT

THE FOLLOWING IS ADDED:

The Department will make a payment adjustment for HMA air void quality by the following formula:

$$\text{Pay Adjustment} = Q \times \text{BP} \times \text{PPA}$$

Where:

BP = Bid Price

Q= Air Void Lot Quantity

PPA= air void PPA as specified in 401.03.03H.

The Department will make a payment adjustment for HMA thickness quality by the following formula:

$$\text{Pay Adjustment} = Q \times \text{BP} \times \text{PPA}$$

Where:

BP = Bid Price

Q= Thickness Lot Quantity

PPA= thickness PPA as specified in 401.03.03I

The Department will make a payment adjustment for HMA ride quality, as specified in 401.03.03J.

DIVISION 500 – BRIDGES AND STRUCTURES

SECTION 501 – SHEETING AND COFFERDAMS

501.02 MATERIALS

THE FOLLOWING IS ADDED:

Fiberglass Sheeting.....916.05

501.04 MEASUREMENT AND PAYMENT

THE SECOND AND THIRD PAY ITEMS ARE CHANGED TO:

<i>Item</i>	<i>Pay Unit</i>
PERMANENT SHEETING ()	SQUARE FOOT
TEMPORARY COFFERDAM ()	LUMP SUM

SECTION 511 – BULKHEAD, FENDER, AND DOLPHIN SYSTEMS

511.02.01 Materials

14 TH ON THE LIST IS CHANGED TO:

Fiberglass Reinforced Plastic Lumber (FRPL).....916.01

THE FOLLOWING IS ADDED:

Fiberglass Pipe Pile916.04
Geotextile (Class I).....919.01

511.03.01 Bulkhead, Fender, and Dolphin Systems

A. Working Drawings.

2. Composite Piles.

DELETE THE FIRST THREE SENTENCES AND REPLACE WITH THE FOLLOWING:

2. Fiberglass Pipe Piles.

Include the following for Fiberglass Pipe Piles:

D. Constructing Bulkhead, Fender and Dolphin Systems

DELETE THE FIRST TWO PARAGRAPHS AND REPLACE WITH THE FOLLOWING:

Drive the fiberglass pipe piles as specified in 502.03.03B. Vibratory pile drivers for use in driving piles are only permitted at locations where shown on the plans. All other locations shall utilize impact hammers meeting the specifications shown on the plans. Ensure that the completed piling is vertical, in line, driven to the prescribed depth, cut off to a straight line at the shown elevation. Pile splices will not be permitted. Remove all soil within the pile to the tip elevation at piles that are to be filled with concrete. Fill piles where required with Class "A" concrete.

511.04 MEASUREMENT AND PAYMENT

THE FOLLOWING ITEMS ARE ADDED:

<i>Item</i>	<i>Pay Unit</i>
CONCRETE-FILLED FIBERGLASS PIPE PILE, FURNISHED (16" DIAMETER)	LINEAR FOOT
CONCRETE-FILLED FIBERGLASS PIPE PILE, DRIVEN (16" DIAMETER)	LINEAR FOOT
FIBERGLASS PIPE PILE, FURNISHED (12" DIAMETER)	LINEAR FOOT
FIBERGLASS PIPE PILE, DRIVEN (12" DIAMETER)	LINEAR FOOT

THE FOLLOWING IS ADDED:

The Department will measure the length of piles driven by total length of linear foot installed and accepted, from the tip to the cut off elevation.

The Department will not make separate payment for geotextiles and all hardware used in assembly of outfall structures including nuts, bolts, washers and tie rods. The Department will include payment for geotextiles and nuts, bolts, washers and tie rods under FIBERGLASS REINFORCED PLASTIC LUMBER.

The Department will make payment for FURNISHING EQUIPMENT FOR DRIVING PILES as specified in 502.04.

DIVISION 600 – MISCELLANEOUS CONSTRUCTION

SECTION 601 – PIPE

601.01 DESCRIPTION

THE FOLLOWING IS ADDED:

This Section also describes the requirements for constructing tide control check valves.

601.02 MATERIALS

THE FOLLOWING IS ADDED:

Tide Control Check Valves

In-Line Tide Control Check Valves: Shall be all elastomeric rubber and the flow operated check type with slip-in cuff connection. The entire inline valve shall be ply reinforced throughout the body, disc and bill, which is cured and vulcanized into one piece unibody construction. A separate valve body or pipe used as the housing is not acceptable. The valve shall be manufactured with no metal, mechanical hinges or fasteners, which would be used to secure any valve component to the valve housing. The port area of the disc shall contour into a circumferential sealing area concentric with the pipe, which shall allow passage of flow in one direction while preventing reverse flow. The entire valve shall fit within the pipe inside diameter. Once installed, the valve shall not protrude beyond the face of the structure or end of the pipe, the valve shall be furnished with a set of stainless steel expansion clamps. The clamps, which will secure the valve in place, shall be installed in the upstream or downstream cuff of the valve, depending on installation orientation, and shall expand outwards by means of a turnbuckle. Each band shall be pre-drilled allowing for the valve to be pinned and secured into position in accordance with the manufacturer's installation instructions.

Company name, plant location, valve size patent number, and serial number shall be bonded to the check valve.

Manufacturer shall comply with the following quality assurance requirements:

- Supplier shall have at least ten (10) years experience in the design and manufacture of similar style elastomeric check valves.
- Manufacturer shall have designed, fabricated and have at least one current installation of a similar style elastomeric check valve in the 60" (1500mm) size. Manufacturer must provide documentation, including project name, location, photographs of the installed valve, video of the valve in operation, and references.
- Manufacturer shall have conducted independent hydraulic testing to determine headloss on a minimum of eight sizes of all rubber unibody inline valves ranging from 2" through 48".
- Manufacturer shall have conducted an independent hydraulic test where multiple valves (at least four) of the same size were tested to validate the submitted headloss characteristics and to prove the repeatability of the manufacturing process to produce the same hydraulic characteristics.

Slip-On Tide Control Check Valves: Shall be "Duckbill" elastomeric rubber Check Valves of the flow operated check type with a slip-on connection. The Check Valve is to be designed to slip over the specified pipe outside diameter and attached by means of vendor furnished stainless steel clamps. The port area shall contour down to a duckbill, which shall allow passage of flow in one direction while preventing reverse flow. The valve shall be one piece rubber construction with nylon reinforcement. The duckbill shall be offset so that the bottom line of the valve is flat, keeping the invert of the pipe parallel with the invert of the valve. The top of the valve shall rise to form the duckbill shape. The bill portion shall be thinner and more flexible than the valve body and formed into a curve of 120°.

Company name, plant location, valve size, and serial number shall be bonded to the check valve.

Manufacturer shall comply with the following quality assurance requirements:

- Supplier shall have at least ten (10) years experience in the manufacture of "duckbill" style elastomeric valves.
- Manufacturer shall have conducted independent hydraulic testing to determine headloss and jet velocity characteristics on a minimum of eight sizes of duckbill valves ranging from 2" through 48". The testing must include multiple constructions (stiffness) within each size and must have been conducted for free discharge (discharge to atmosphere) and submerged conditions.
- Manufacturer shall have conducted an independent hydraulic test where multiple valves (at least four) of the same size and construction (stiffness) were tested to validate the submitted headloss characteristics and to prove the repeatability of the manufacturing process to produce the same hydraulic characteristics.
- Manufacturer to have conducted Finite Element Analysis (FEA) on various duckbill valves to determine deflection, stress and strain characteristics under various load conditions. Modeling must have been done for flowing conditions (positive differential pressure) and reverse differential pressure.
- Valves 24" and larger must incorporate a metallic support completely encapsulated in the wall thickness at the top portion of the valve to assist in supporting the weight of the valve.
- The bill slit of the duckbill valve must be at least 1.57 times the nominal pipe diameter.

601.03 CONSTRUCTION

601.03.01 Installing Pipe

E. Joining Pipe.

THE FIRST PARAGRAPH IS CHANGED TO:

Join rigid pipe using rubber gaskets to form a watertight seal. Do not use mortar joints.

THE SECOND AND THIRD PARAGRAPHS ARE DELETED IN THEIR ENTIRETY.

F. Backfilling.

THE FOLLOWING IS ADDED TO THE LAST PARAGRAPH:

Where proper compaction between parallel drainage pipes cannot be achieved, use CLSM.

THE FOLLOWING SUBPART IS ADDED:

601.03.07 Tide Control Check Valve

Install valves in accordance with manufacturer's written Installation and Operation Manual.

Submit all requested manufacturer assurance information and shop drawing details of the proposed Tide Check Valves for review and approval.

Manufacturer's authorized representative shall be available for customer service during installation and start-up, and to train personnel in the operation, maintenance and troubleshooting of the valve.

601.04 MEASUREMENT AND PAYMENT

THE FOLLOWING PAY ITEMS ARE ADDED:

<i>Pay Item</i>	<i>Pay Unit</i>
___" TIDE CONTROL CHECK VALVE, IN-LINE	UNIT
___" TIDE CONTROL CHECK VALVE, SLIP-ON	UNIT
CONCRETE ENCASEMENT	CUBIC YARD

THE FOLLOWING IS ADDED:

The Department will make payment for restoring the pavement structure for trenches in the traveled way and shoulder under various Items of the Contract.

The Department will not make separate payment for piping associated with the temporary diversion of storm water through the work zones.

SECTION 602 – DRAINAGE STRUCTURES

602.02.01 Materials

THE FOLLOWING IS ADDED:

Steel plate cover for drainage structures:

Provide 2 inch thick steel plates according to ASTM A572, GR 50 and hot dip galvanized according to ASTM A123.

Provide metal stiffener rings for manhole openings in the steel plate according to ASTM A572, GR 50 and hot dip galvanized according to ASTM A123 after stiffener ring is welded to plate.

Manufactured Treatment Devices (MTD):

Use one of the following stormwater treatment systems, or approved equal:

Vortechs™ as manufactured by
CONTECH Engineered Solutions
605 Global Way Suite 113
Linthicum MD 21090
Phone (410) 796-5505

Downstream Defender™ as manufactured by
Hydro International
94 Hutchins Drive
Portland, ME 04102
Phone (207) 756-6200

Aqua-Swirl (Polymer Coated Steel) as manufactured by
AquaShield, Inc
Shri Agencies LLC
3 Stockton Drive
Ringoos, NJ 08551
Phone 908-284-5041

Use model numbers or sizes as specified below for the selected manufacturer and MTD type:

*MTD Type	Water Quality Flow Rate (cfs)	Vortechs	Downstream Defender™ (DIA.)	Aqua Swirl
1	1.12	2000	4'	AS-4
2	1.75	3000	6'	AS-5
3	2.50	4000	6'	AS-6
4	3.40	5000	8'	AS-7
5	4.50	7000	8'	AS-7
6	5.70	9000	10'	AS-8
7	7.00	11000	10'	AS-9

8	10.10	16000	12'	AS-10
9	11.83	PC 1319	1 - 10' & 1-8'	AS-12
10	13.72	PC 1421	1 - 12' & 1-6'	AS-13
11	15.75	PC 1522	1 - 12' & 1-10'	TWIN AS-10

* As noted within the Contract Plans.

Submit shop drawings and details of the proposed non-standard and modified drainage structures for review and approval prior to fabrication.

602.03 CONSTRUCTION

602.03.02 Inlets and Manholes

THE FOLLOWING IS ADDED AFTER THE FIRST PARAGRAPH:

Install a two (2) feet sump below lowest pipe invert of all inlets and manholes.

THE FOLLOWING IS ADDED:

In locations where 16 inches of cover over proposed drainage pipe at drainage structures (manhole or inlet) is not provided, install a steel plate cover, with metal stiffener ring, in lieu of the drainage structure concrete top slab.

THE FOLLOWING SUBPART IS ADDED:

602.03.09 Manufactured Treatment Devices

Perform a "Z" pattern test pits at the proposed MTD locations prior to installation of any pipes to verify and confirm the location of existing utilities and to insure MTD can be located where designed. If conflicts arise, contact RE immediately to assess impact and make revisions, where necessary, to plans.

Submit shop drawings of the MTDs, diversion structure and downstream reconnection structure, including a plan view depicting the layout of the structures and piping in relation to each other.

Perform a "Z" pattern test pits at the proposed MTD locations prior to installation of any pipes to insure MTD can be located where designed. If conflicts arise, contact RE immediately to assess impact and make revisions, where necessary, to work prints.

Excavate as specified in 202.03.03. Obtain RE approval before finishing excavating. If the RE determines that the bottom of excavation is unstable, undercut, backfill, and compact as directed by the RE.

Construct manufactured treatment devices in accordance with the manufacturer's requirements. Construct cast-in-place weir walls as specified in 504.03.02.

MTD manufacturer's authorized representative shall be available for customer service during installation and start-up, and to train personnel in the operation, maintenance and troubleshooting of the device. A maintenance manual shall be provided for future reference.

602.04 MEASUREMENT AND PAYMENT

THE FOLLOWING PAY ITEMS ARE ADDED:

<i>Pay Item</i>	<i>Pay Unit</i>
INLET, NON-STANDARD	UNIT
MANHOLE (___)	UNIT
MANUFACTURED TREATMENT DEVICE (___)	UNIT

THE FOLLOWING IS ADDED:

The Department will make payment for temporarily setting new inlets and manholes to existing grade for traffic control under the various Items for new inlets and manholes.

SECTION 606 – SIDEWALKS, DRIVEWAYS, AND ISLANDS

606.01 DESCRIPTION

THE FOLLOWING IS ADDED:

This Section also describes the requirements for constructing stone or gravel driveways, imprinted crosswalks and resetting existing concrete pavers.

606.02.01 Materials

THE FOLLOWING IS ADDED:

Stone or Gravel Driveway

Use stone or gravel conforming to 901.03 that closely matches the material of existing driveway.

Reset Precast Concrete Pavers

Use commercial-grade crushed stone for leveling course.

Use either commercial-grade crushed stone dust or masonry sand for joints.

Filter Fabric: Use subsurface drainage geotextile as specified in 919.01

Imprinted Crosswalk

Use a hot applied wearing surface that is a mixture of thermoplastic resins, polymer, rubber, aggregates, glass fibers, pigments and/or fillers that produce a product with superior adhesion, flexibility and abrasion resistance characteristics as well as color stability, chemical resistance and scrub ability. Ensure that it is capable of being produced in the specified color and pattern, and it has been developed specifically for use on asphalt and concrete pavement. The below list of companies can produce the required material:

1. TrafficPrint by Traffic Calming USA, 266 South Main Street, Suite 800, Dallas, Georgia, 30132, 770-505-4044, www.trafficcalmingusa.com
2. Imprint by Dynamic Surface Applications Ltd., 373 Village Road, Pennsdale, PA 17756, 800-491-5663, www.dsa-ltd.com
3. Techprint by Crafcro, Inc., 420 N. Roosevelt Ave., Chandler, AZ 85226, 800-528-8242, www.crafcro.com

Provide material selected from available standard colors to most closely match the darkest red in Anchor Concrete Products' Liberty Blend pavers (Anchor Concrete Products, 800-682-5625, www.anchorcp.com). Provide the brick imprint mold in a running bond pattern.

Ensure that the imprinted crosswalk material meets the requirements in Table 606.02.01-1.

Table 606.02.01-1 Imprinted Crosswalk Material Properties		
Property	Test Method	Requirement
Water Absorption, maximum	ASTM D 570	0.5%
Softening Point, minimum	ASTM D 36	200°F
Bond Strength, minimum	ASTM D 4796	300 psi
Impact Resistance, minimum	ASTM D 256, Method A	10 in-lbs
Flash Point, minimum	ASTM D 92	440°F
Skid Resistance, minimum	ASTM E 303	55
Low Temperature Stress Resistance	AASHTO T 250	No cracks

Ensure that pigment used for imprinted crosswalk is well dispersed in the resin. Ensure that the pigment, or any other materials in the imprinted crosswalk, does not contain lead, lead chromate or hexavalent chromium. Ensure that the imprinted crosswalk material, upon heating to application temperature, does not exude fumes that are toxic or injurious to persons or property.

As cover aggregate for the imprinted crosswalk, use only manufactured stone sand that conforms to 901.05.02 except that not more than 5 percent passing No. 200 sieve is permitted.

606.03 CONSTRUCTION

606.03.02 Concrete Sidewalks, Driveways, and Islands

H. Protection and Curing.

THE LAST SENTENCE IS CHANGED TO:

Ensure vehicles and other loads are not placed on sidewalks, islands, and driveways until the concrete has attained compressive strength of 3000 pounds per square inch, as determined from 2 concrete cylinders field cured according to AASHTO T 23.

THE FOLLOWING SUBPARTS ARE ADDED:

606.03.04 Imprinted Crosswalk

Ensure that the installation of the imprinted crosswalk is performed by a manufacturer-qualified applicator that has a minimum of five years experience with asphalt pavement texturing.

Submit product data in accordance to the RE with the Materials Questionnaire. Submit samples showing color, texture, and pattern to the RE for approval by the Office of Landscape Architecture.

Prepare the HMA pavement area that is to receive the imprint resin material. Sawcut as needed and mill the HMA surface course to the depth specified by the manufacturer. Remove all dirt, debris, salts, concrete admixtures, and any chemical residues. Ensure the hot applied resin is not installed when precipitation is expected or temperatures are below 32 °F.

Prepare the imprinted crosswalk for installation utilizing a heating kettle specifically designed for hot applied mixed resin. Ensure the material is heated to within a temperature range of 385 °F to 420 °F. Uniformly distribute the hot applied resin material onto the pavement surface by means of preheated finishing irons that are used to smooth and level the material. Immediately apply dry sand over the hot applied resin to cover the surface at an approximate rate of 1.75 lb/sf. Immediately after applying the sand, stamp the pattern into the semi-molten resin material using an approved stamp capable of providing a 5/16 inch ±1/16 inch deep impression. Ensure the stamp has a brick pattern.

Allow the hot applied resin to cure for a minimum of 1 hour until the material has hardened and remove all excess sand from the surface.

606.03.05 Stone or Gravel Driveway

Submit stone samples for each driveway to the RE for approval. Place stone in a manner so that the look of the finished driveway is similar to the existing driveway.

606.03.06 Reset Precast Concrete Pavers

Use caution in removing the existing pavers and edge restraints. Remove foreign or extraneous matter from the pavers. Store the pavers at a location that is safe from damage.

Place filter fabric on shaped and compacted subgrade. Place leveling course, ¾" (minimum) to 1" (maximum), on top of filter fabric. Place pavers so they tightly abut each other and in the same pattern as the existing pavers. Set exposed edges of pavers on a plastic angle edge restraint. Fill joints with stone dust or masonry sand and compact with a plate compactor. After compacting, flush area with water and confirm that all joints have been filled.

606.04 MEASUREMENT AND PAYMENT
THE FOLLOWING PAY ITEM IS ADDED:

<i>Pay Item</i>	<i>Pay Unit</i>
IMPRINTED CROSSWALK	SQUARE YARD
STONE OR GRAVEL DRIVEWAY, 4" THICK	SQUARE YARD
RESET PRECAST CONCRETE PAVERS	SQUARE YARD

SECTION 607 – CURB

607.03.02 Concrete Vertical Curb and Concrete Sloping Curb
D. Placing Concrete.

THE ENTIRE TEXT IS CHANGED TO:

Place concrete for vertical curb and sloping curb as specified in 607.03.01.D, except that consolidation may be achieved by hand spading or internal mechanical vibrators.

607.04 MEASUREMENT AND PAYMENT
THE FOLLOWING PAY ITEM IS ADDED:

<i>Pay Item</i>	<i>Pay Unit</i>
CONCRETE CURB (TYPE 1)	LINEAR FOOT

SECTION 608 – NON-VEGETATIVE SURFACES

608.01 DESCRIPTION
THE ENTIRE TEXT IS CHANGED TO:

This Section describes the requirements for constructing non-vegetative surfaces of HMA and Porous Resin Bound Aggregate.

608.02.01 Materials
THE FOLLOWING IS ADDED:

Provide materials for porous resin bound aggregate as specified:

Aggregate shall be 3/8" nominal Quartzose Aggregate from a local quarry. Color of aggregate shall be a natural local blend of south New Jersey quartzose and obtained from one quarry. NJDOT Office of Landscape Architecture will provide the contractor with a color sample to match and will approve of the final color.

Epoxy shall be a high-strength elastomeric binder as specified in FILTERPAVE porous pavement system, Gravel-Lok Porous Stone Paving, or approved equal.

Geotextile, Paving Fabric 919.01

608.02.02 Equipment
THE FOLLOWING IS ADDED:

Provide equipment for porous resin bound aggregate as specified:

Small-Batch Mixer 1010.04

608.03 CONSTRUCTION

THE FOLLOWING SUBPART IS ADDED:

608.03.03 Porous Resin Bound Aggregate

Excavate as specified in 202.03.03. Obtain RE approval before finishing excavation. If the RE determines that the bottom of excavation is unstable, undercut, backfill, and compact as directed by the RE.

Set forms as specified in 405.03.02D1 in areas where sidewalk is not being placed as interior edge.

Place geotextile fabric on prepared base.

Ensure that the work is supervised by a person who has 5 years previous experience with placement of material. At least 5 references must be given prior to work performed.

Prepare clear high-strength UV stable elastomeric epoxy as per manufacturer's directions. Completely coat clean washed dry aggregate with epoxy at ratio required by manufacturer in small batches. Spread mixture over prepared surface. Shape and compact the mixture making sure that there are no loose stones. Level and trowel to finish.

Allow 24 hours to cure. Protect area for the duration of the curing period. Post warning tape around poured area during the curing period. Do not cover with plastic.

Remove forms after the 24 hour curing period has occurred.

608.04 MEASUREMENT AND PAYMENT

THE FOLLOWING PAY ITEM IS ADDED:

<i>Item</i>	<i>Pay Unit</i>
NON-VEGETATIVE SURFACE, POROUS RESIN BOUND AGGREGATE, 2" THICK	SQUARE YARD

SECTION 609 – BEAM GUIDE RAIL

609.03.01 Beam Guide Rail

THE SEVENTH PARAGRAPH IS CHANGED TO:

Install flexible delineators with white retroreflective sheeting on the right side of the direction of traffic. Install flexible delineators with yellow retroreflective sheeting on the left side of the direction of traffic. Mount flexible delineators on the blockout of beam guide rail using either a "U" channel base on the I-beam blockout or a flat base attached to a wood, polymer, or other solid top blockout. Attach the base to the blockout using an adhesive recommended by the manufacturer of the base and panel.

SECTION 610 – TRAFFIC STRIPES, TRAFFIC MARKINGS, AND RUMBLE STRIPS

610.03.04 Removal of RPMs

THE ENTIRE TEXT IS CHANGED TO:

Remove RPMs as directed by the RE. Dispose of RPMs as specified in 201.03.09. If directed by the RE, fill the hole with HMA patch as specified in 159.03.07 except sawcutting is not required.

610.03.06 Ground Mounted Flexible Delineators

THE FIRST PARAGRAPH IS CHANGED TO:

Use white retroreflective sheeting for delineators located on the right side when facing in the direction of traffic. Use yellow retroreflective sheeting for delineators located on the left side when facing in the direction of traffic.

610.04 MEASUREMENT AND PAYMENT

THE FOLLOWING ITEM IS DELETED:

<i>Item</i>	<i>Pay Unit</i>
RPM, BI-DIRECTIONAL, WHITE LENS	UNIT

THE FOLLOWING ITEM IS ADDED:

<i>Item</i>	<i>Pay Unit</i>
TRAFFIC MARKINGS, LINES, LONG LIFE, THERMOPLASTIC	LINEAR FOOT

THE FOLLOWING IS ADDED:

The Department will measure TRAFFIC MARKINGS, LINES, LONG LIFE, THERMOPLASTIC by the linear foot for each 4 inch width of line.

SECTION 612 – SIGNS

612.01 DESCRIPTION

THE FOLLOWING IS ADDED:

This Section also describes the requirements for the furnishing and installation of routed HDPE (high density polyethylene) municipal welcome signs. Components include the signs, mounting posts, and footings.

612.02 MATERIALS

THE FOLLOWING IS ADDED TO THE LIST OF MATERIALS:

Sign:	Layered white/green/white HDPE (high density polyethylene) sheet, 3/4" thick
Posts:	.60 pcf KDAT pressure treated lumber, 4" X 6" nominal
Cross Pieces:	.40 pcf KDAT pressure treated lumber, 2" X 4" nominal
Stain:	Solid white exterior stain
Wood Preservative:	Copper naphthenate or oxine copper
Footing:	Provide excavation according to Section 202 Provide Class B concrete for footing, as specified under Subsection 903.03
Hardware:	Self tapping 2" deck screws, AISI Type 316 18/8 stainless steel Self-tapping 4" #12 wood screws, AISI Type 316 18/8 stainless steel

612.03 CONSTRUCTION

THE FOLLOWING IS ADDED:

Erect the sign posts per the locations on the contract plans. Ensure that the footing is a minimum of 4 feet deep and 18 inches in diameter. Provide 6" of concrete below each post and ensure that each post is plumb. Field drill breakaway holes completely through posts as shown on the construction details and treat with wood preservative. Keep lumber dry until it has been stained. Stain posts and cross pieces with solid white stain. Pre-drill holes and attach cross pieces to the back of the sign as shown on the construction details. Mount the sign on the sign posts. Pre-drill holes for screws 3/4" in from edge of post as shown on the construction details and secure sign to posts with wood screws. Maintain a height of four feet above ground level to the bottom of the sign.

Repair or replace any sign or post damage, to the satisfaction of the RE at no additional cost to the State.

612.04 MEASUREMENT AND PAYMENT
THE FOLLOWING ITEMS ARE ADDED:

Item
OVERHEAD STREET NAME SIGNS
CUSTOM SIGN

Pay Unit
SQUARE FOOT
SQUARE FOOT

DIVISION 650 – UTILITIES

SECTION 651 – WATER

651.02 MATERIALS

THE FOLLOWING IS ADDED:

Provide Class 52 ductile iron water pipe.

For all water companies, the acceptable pipe suppliers are:

1. United States Pipe & Foundry Co.
1101 East Pearl Street
Burlington, NJ 08016
2. Griffin Pipe Products Company
1100 West Front Street
Florence, NJ 08518
3. McWane Cast Iron Pipe Co.
P. O. Box 607
Birmingham, AL 35201
4. American Cast Iron Pipe Company
2916 16h Street North
Birmingham, AL 35207

Provide fittings for ductile iron water pipe.

Fitting suppliers acceptable are:

1. (Sigma through) United States Pipe & Foundry Co.
1101 East Pearl Street
Burlington, NJ 08016
2. (Tyler Union –domestic only)
McWane Cast Iron Pipe Co.
P. O. Box 607
Birmingham, AL 35201
3. American Cast Iron Pipe Company
2916 16h Street North
Birmingham, AL 35207

For NJAW facilities, provide gate valves for all valves less than 12 inches in size and butterfly valves for all valves 12 inches or greater in size. For Borough of Lavallette facilities, provide gate valves for all valves, regardless of size.

Acceptable gate valve suppliers are:

1. Mueller Company
500 W. Eldorado St.
Decatur, IL 62522
2. Clow Canada
1757 Burlington Str. East
P.O. Box 2849

Hamilton, Ontario L8N 3R5

3. M&H Valve
P.O. Box 2088
Anniston, AL 36202
4. United States Pipe & Foundry Co.
1101 East Pearl Street
Burlington, NJ 08016
5. AMERICAN Flow Control
P.O. Box 2727
Birmingham, AL 35202-2727

Acceptable butterfly valve suppliers are:

1. Henry Pratt Company, Subsidiary of Mueller Co.
401 S. Highland Ave.
Aurora, IL 60506
2. DeZurik
250 Riverside Avenue North
Sartell, MN 56377

Provide cast iron valves boxes for valves. Use valve boxes with bases conforming to the following:

<u>Valve Size</u>	<u>Base</u>
4" and smaller	round, 8" in height, 10-7/8" diameter at bottom
6" and 8"	round, 11" in height, 14-3/8" diameter at bottom
10" and larger	oval, 11" in height, 15" x 11-1/8" diameter at bottom

Acceptable valve box suppliers are:

1. Bingham & Taylor
P.O. Box 939
Culpeper, VA 22701
(540)-825-8334
2. Mueller Company
500 W. Eldorado St.
Decatur, IL 62522
3. Handley Industries, Inc.
2101 Brooklyn Rd.
Jackson, MI 49203
(800)-870-5088
4. A.Y. McDonald Mfg. Co.
P.O. Box 508
Dubuque, IA 52004-0508
(563)-583-7311

5. Clay & Bailey Mfg. Co.
6401 E. 40th St.
Kansas City, MO 64129
(816)-924-3900

Provide mechanical joint restraints. Use Meg-A-Lug® by EBAA Iron, Inc.

Provide gaskets. Use Field Lok 350® Gasket by U.S. Pipe.

Provide steel rods, bolts, lugs and brackets, according to ASTM A36 or A307 carbon steel with xylan coating as a minimum requirement. Ensure the bolts have American Standard heavy unfinished hexagonal head and nut dimensions all as specified in ANSI B18.2. Use Xylan® or FluoroKote #1® T-Bolts, corrosion resistant to handle corrosive conditions on any buried flanged bolts.

Provide petrolatum wax tape coating to steel surfaces according to AWWA Standard C217. Use Tapecoat® Envirotape or Denso Densyl Tape.

Subject to approval by the RE, provide an aerosol applied rubberized coating as an alternative corrosion protection for exposed buried metal. Ensure the material is rapid dry and specifically designed for corrosion protection. Use 3M™ Underseal Rubberized Undercoating-08883 or any equivalent rubberized-bitumen based spray-on undercoating. Follow manufacturer's recommendations for storage.

Provide ductile iron retaining glands coated with electrostatically applied baked-on polyurethane coating or approved equal. Use retaining glands by EBAA Iron, Inc.

Water Service Connections:

Provide Type 'K' copper tubing for 3/4 inch through 2 inch water service pipe.

Provide meter tiles for meter chambers for NJAW. Use MS2030B by HD Supply Waterworks.

Provide meter setters for NJAW. Use #37-410WXCC-44 by A.Y. McDonald Mfg. Co.

Provide meter box frames and covers for NJAW. Use 32-115-RMR-215 and 32-111RMRCL 215 by Vestal Manufacturing Enterprises, Inc.

Provide corporation and curb stops for the Borough of Lavallette. Use Mueller Corporation Valves for copper service and Mueller Oriseal® Curb Valves by Mueller Company.

Provide extension type house service curb boxes for the Borough of Lavallette. Use Ford Arch Pattern Curb Box with Lid and Stationary Rod by The Ford Meter Box Co., Inc. or approved equal.

Retaining glands and Meg-A-Lug® are available from the manufacturer at the following address:

EBAA Iron Inc.
P.O. Box 857
Eastland, TX 76448
(800)-433-1716

Ford Arch Pattern Curb Box is available from the manufacturer at the following address:

The Ford Meter Box Co., Inc.
775 Manchester Avenue
P.O. Box 443
Wabash, IN 46992-0443
(260)-563-3171

Field Lok 350® Gasket is available from the manufacturer at the following address:

U.S. Pipe
P.O. Box 10406
Birmingham, AL 35202
(866)-347-7473

Meter tiles are available from the manufacturer at the following address:

ROUTE 35 RESTORATION
CONTRACT NO. 004950321

HD Supply Waterworks
61 Gross Avenue
Edison, NJ 08837
(732)-225-1039

Meter setters are available from the manufacturer at the following address:

A.Y. McDonald Mfg. Co.
P.O. Box 508
Dubuque, IA 52004-508
(800)-292-2737

Meter box frames and covers are available from the manufacturer at the following address:

Vestal Manufacturing Enterprises, Inc.
P.O. Box 420
Sweetwater, TN 37874
(423)-337-6125

All materials are subject to approval by the respective utility owner.

NJAW will provide marker balls.

NJAW and the Borough of Lavallette will provide replacement fire hydrant parts, if required.

651.03 CONSTRUCTION
THE FOLLOWING IS ADDED:

Do not perform water distribution improvements to the Borough of Lavallette owned facilities until NJDEP issues the Permit for Water Main Construction , as specified in 107.01.02. Obtain a copy of the approved permit prior to commencing work on their facilities. Construct water distribution improvements to New Jersey American Water Company owned facilities, as specified in 107.01.02.

Prior to initiating work, conduct utility investigations as specified in 105.07.01B. To avoid conflicts with proposed infrastructure (drainage pipe, inlets, MTDs utilities, ITS facilities, traffic signals, etc.) and existing facilities to remain, the Contractor may utilize varying pipe depth installation (3' minimum and variable), use of fittings, and pipe joint deflection (within the recommended tolerances of pipe manufacturer requirements). Submit recommended adjustments to the water main alignment to the RE for approval.

Only a prequalified subcontractor, approved by New Jersey American Water Co. (NJAW), may construct and relocate NJAW facilities. The following is a list of subcontractors that have been previously approved by NJAW. This list is provided as information only, and is not an endorsement by the Department of any subcontractor. The Contractor is responsible for soliciting from a subcontractor that will be approved by NJAW when preparing its Bid. Work restricted to the water subcontractor does not preclude the Contractor from performing the work of layout, traffic control, sawcutting, pavement removal, temporary or final pavement restoration, and landscape restoration associated with the work of installing or relocating NJAW facilities.

APPROVED NJAW CONTRACTORS

Alward, H.W.
J. Bardzik
161 Mt. Airy Rd
Bernardsville, NJ 07924
908.766.0063

CRJ Contracting
J. Ciacciarelli
P.O. Box 5387
Branchburg, NJ 08876

CMW Contractors
P. Scott Handel
420 W 1st Ave.
Roselle, NJ 07203
908-241-8810

Dewcon, Inc.
F. Dewey
P.O. Box 439
Basking Ridge, NJ 07920

Creamer, J.F.
D. Creamer
101 East Broadway
Hackensack, NJ 07601
201.488.9862

Henkels & McCoy Inc
M. Anders
512 Elbow Lane
Burlington, NJ 08016

908-259-1300

Hisko Excavating
J. Hisko Sr.
5 Commerce St.
Somerville, NJ 08876
908-782-8556

Montana Construction
Dominic Santaite
80 Contant Ave.
Lodi, NJ 07644
973-478-5200

R.C.W. Contracting, Inc
R. Peterson
2228 Turk Road
Doylestown, PA 18901
267-880-3617

Schilke Contracting Co
D. Schilke
301 Valley Rd
Somerville, NJ 08876
908.369.8495

Waters & Bugbee, Inc
S. Minshall
75 South Gold Drive
Hamilton, NJ 08691
609-584-1100

908-832-5710

J.F. Kiely Construction Co.
R. Sexton
700 McClellan St.
Long Branch, NJ 07740
732-222-4400

Northeast/Remsco
Rolando Acosta
1433 Highway 34 South, B-1
Farmingdale, NJ 07727
732-557-6100

Renda, Ernest Const. Co
A. Renda
51 Tannery Rd
Somerville, NJ 08876
908.534.4116

Spinello Companies
E.J. Solimine
12 East Daniel Road
Fairfield, NJ 07004
973-808-8383

609.387.9000

Liedl & Co
D. Liedl
3322 Rt 22 West, Suite 415
Branchburg, NJ 08876
908-510-6876

Pioneer Pipe Contractors, Inc.
H. Covely Jr.
P.O. Box 358
Pitman, NJ 08071
856-582-5522

Sambol Construction Co.
G. Matthews
P.O. Box 5110
Toms River, NJ 08753
732-349-2900

Vollers Excavating
G. Jannerone
3311 US Hwy #22
North Branch, NJ 08876
908.725.1026

651.03.01 Water Pipe

A. Scheduling of Work and Interruption to Water Service.

THE FOLLOWING IS ADDED:

Prior to initiating water main construction, submit a detailed sequencing plan of the anticipated work including service cut-overs. Ensure that the sequencing plan addresses the Contractor's proposed stage construction limits and all work to be completed within those limits. Provide all materials and appurtenances, including tapping sleeves and valves (wet taps), insertion/isolation valves, fittings, etc., to perform water main tie-ins and staged construction of the water facilities. Construct temporary water service connections as specified in 651.03.03. Ensure main shut-downs and service cut-overs are performed in accordance with the requirements and restrictions of the respective water utility owner (NJAW and Borough of Lavallette).

E. Installing Water Pipe.

THE FOURTH SENTENCE OF THE FIFTH PARAGRAPH IS CHANGED TO:

Install gate valves, butterfly valves, inserting valves, tapping sleeves, tapping valves, valve boxes, blow-offs, and miscellaneous fittings. Install push on joint pipe through straight runs of pipe. Install mechanical joints and restraints at fittings and valves. Install gaskets at every three (3) pipe lengths before and after mechanical joint restraint. Install marker balls above all fittings at a maximum of 5 feet below grade.

THE FOLLOWING IS ADDED TO THE FIFTH PARAGRAPH:

Apply hot coat of asphaltic compound to both inside and outside of cast iron valve boxes. Ensure valve box is supported so that no load can be transmitted from the valve box to the valve. Install a self-centering alignment ring at the operating nut or ensure bottom of the box is centered over the operating nut and runs perpendicular to the horizontal. After field installation, apply petrolatum wax tape coating to all steel surfaces. Prepare surface and install tape according to ASTM C217 and the manufacturer's recommendations. If RE approves alternative corrosion protection for exposed buried metal, apply aerosol rubberized coating according to manufacturer's recommendations.

I. Thrust Blocks.

THE FIRST SENTENCE IS CHANGED TO:

Install thrust blocks in addition to joint restraint at fire hydrant assemblies and at plugs or caps as shown in Plans.

651.03.03 Water Service Connection

THE FOLLOWING IS ADDED AFTER THE SIXTH SENTENCE:

Install corporation stops, curb stops, and curb boxes for the Borough of Lavallette service connections. Replace existing corporation stops, curb stops, and curb boxes with meter pits for NJAW. Install meter setter, meter tile, meter box frame and cover.

651.04 MEASUREMENT AND PAYMENT

THE FOLLOWING PAY ITEM IS ADDED:

<i>Item</i>	<i>Pay Unit</i>
__" VALVES AND BOXES	UNIT

THE FOLLOWING IS ADDED:

The Department will make payment for pipe encasements under CONCRETE ENCASEMENT.

SECTION 652 – SANITARY SEWERS

652.02 MATERIALS

THE FOLLOWING IS ADDED:

Force Mains:

Provide ductile iron sewer pipe conforming to ANSI A21.51 and thickness Class 52. Furnish necessary rubber gaskets. Use mechanical joint type fittings conforming to ANSI A21.10 and pressure ratings of 250 psi.

Provide restrained joint polyvinyl chloride pipe with cast iron outside diameters for force mains. Use CertainTeed Certa-Lok™ C900/RJ™ PVC pipe for 12-inch force mains. Use Big Blue™ DR 18 by JM Eagle™ for 14-inch and 20-inch force mains. Use green pipe for all force main applications.

Provide injection molded fittings for force main pipe. Use Blue Brute® Fittings, DR 18 or greater, by IPEX, Inc. for 12-inch force mains. Use IPEX Centurion™ Fittings, DR 18 or greater, by IPEX, Inc. for 14-inch and 20-inch force mains.

Provide restraint harnesses for force main pipe and fittings. Use Series 2500 by EBAA Iron Inc. for all joints of force mains.

Provide restrained coupling systems for force main joining existing ductile iron pipe. Use Series 3800 Coupling by EBAA Iron Inc. for 12-inch force mains. Use Series 1700 Coupling by EBAA Iron Inc. for 14-inch and 20-inch force mains.

Gravity Mains:

Provide PVC pipe, with bell and spigot ends, and fittings according to ASTM D 3034 SDR 35 for gravity sewers.

Provide transition couplings for the Borough of Lavallette. Use Fernco® couplings by Fernco® or approved equal.

Provide transition couplings for Brick Utilities and TRMUA. Use 501 Ductile Iron Coupling by Romac Industries, Inc. or approved equal.

Manholes:

Provide flexible manhole boots at manhole and pipe connections for connections to reconstructed manholes for TRMUA, Borough of Lavallette, and Brick Utilities. Use NPC Kor-N-Seal® Pipe-to-Manhole Connectors by Trelleborg Pipe Seals Milford, Inc. or approved equal

Provide flexible seals at manhole and pipe connections for new manholes for TRMUA and Borough of Lavallette. Use A-LOK® full compression seals by A-LOK® Products, Inc. or approved equal.

Provide watertight flexible connector between OCUA pipes and reconstructed manholes. Use PSX: Positive Seal by Press-Seal Gasket Corporation.

Provide underlayment and protective polymer lining on concrete benches for OCUA reconstructed manholes. Use Underlayment No. F-120 and Sewergard™ – Rotary Spray No. 210RS by Sauereisen.

Provide fiberglass grating for OCUA reconstructed manholes. Use Fibergrate® Molded Grating by Fibergrate Composite Structures, Inc.

Provide precast concrete sections for manholes with a minimum compressive strength of 4000 psi.

Provide gaskets at manhole joints for TRMUA and Borough of Lavallette. Use Butyl-Lok Sealants by A-LOK® Products, Inc. or D-Lok Rubber Gasket by Atlantic Concrete Products, Inc. or approved equal.

Provide coal tar epoxy waterproofing coating for the exterior of manholes.

Provide heat shrinkable membrane for joint sections of manholes for Brick Utilities. Use WrapidSeal™ by Canusa-CPS.

Provide interior PVC manhole liner in manholes for Brick Utilities, Borough of Lavallette, and TRMUA. Use Dura Plate 100 Liner System by A-Lok® Products, Inc. or approved equal.

Provide manhole steps for Borough of Lavallette and Brick Utilities. Use manhole steps by M.A. Industries, Inc. or approved equal.

Provide 6061-T6 aluminum alloy ladder for Brick Utilities with side rails 2-1/2 inches by 3/8-inch aluminum bar stock and steps 1-1/4 inches wide flat aluminum bars. Use mounting angles 9 inches × 4 inches × 1/2-inch × 2 inches long aluminum angles and 1/2 inch anchors.

Provide drop bowl for inside drop connections in manholes for Brick Utilities. Use Part #A6DB by Reliner®/Duran Inc. or approved equal.

Except where noted on the Plans, provide manhole frames and covers for Ocean County Utilities Authority (OCUA). Use Pattern Number 1203B or 1203A by Campbell Foundry Company as determined.

Provide manhole frames and covers for Toms River Municipal Utilities Authority (TRMUA). Use Pattern Number 1202B by Campbell Foundry Company or approved equal. Ensure the letters "DSA" are cast integrally in the cover and the pick holes are watertight.

Provide manhole frames and covers for Brick Utilities. Use Pattern Number 1202B by Campbell Foundry Company or approved equal. Ensure the letters "B.T.M.U.A." are cast integrally in the cover and the pick holes are watertight.

Provide manhole frames and covers for the Borough of Lavallette. Use Pattern Number 1203B "Flow-Seal®" or 1203A "Flow-Seal®", as determined, by Campbell Foundry Company or approved equal. Ensure the letters "Lavallette Sanitary Sewer" are cast integrally in the cover and the pick holes are watertight.

Sanitary Connections:

Provide concrete forms for deep house connections for Brick Utilities. Use Sonotube® Round Concrete Forms by Sonoco®.

Provide PVC cleanouts and laterals with a minimum of Schedule 40 wall thickness with solvent weld joints, according to ASTM F 656 and F 545.

Provide fittings in cleanouts according to ASTM D 2564.

Provide cleanout frames and covers for Brick Utilities. Use Pattern Number 4155 or 4173 by Campbell Foundry Company as determined.

Provide cleanout frames and covers for TRMUA and Borough of Lavallette. Use CC4 or CC6 by The General Engineering Company (Geneco) as determined.

Casings:

Provide steel casing pipe meeting the basic materials and dimensions in accordance with ASTM A252, Grade 1 for Schedule 40 pipe. Galvanize the pipe according to ASTM A123.

Provide polyethylene casing spacers and insulators for Brick Utilities, Borough of Lavallette, and TRMUA. Use Model CI by Advance Products & Systems, Inc. or approved equal.

Provide molded casing end seals for Brick Utilities, Borough of Lavallette, and TRMUA. Use Model AM by Advance Products & Systems, Inc. or approved equal.

Provide 2-inch thick high density Styrofoam insulation board for TRMUA.

CertainTeed Certa-Lok™ C900/RJ™ is available from the manufacturer at the following address:

CertainTeed Corporation
P.O. Box 860
Valley Forge, PA 19482
(800)-233-8900

Big Blue™ DR 18 is available from the manufacturer at the following address:

JM Eagle™
Regional Sales Office
Nine Peach Tree Road
Livingston, NJ 07039

Blue Brute® Fittings and IPEX Centurion™ Fittings are available from the manufacturer at the following address:

IPEX USA LLC
10100 Rodney Street
Pineville, NC 28134
(704)-889-2431

Series 2500 Restraint, Series 3800 Coupling and Series 1700 Coupling are available from the manufacturer at the following address:

EBAA Iron Inc.
P.O. Box 857
Eastland, TX 76448
(800)-433-1716

Pattern numbers 1203B, 1203B "Flow-Seal®", 1203A, 1203A "Flow-Seal®", 1202B, 4155, and 4173 are available from the manufacturer at the following address:

Campbell Foundry Company
800 Bergen Street
Harrison, NJ 07029
(973)-483-5480

Underlayment No. F-120 and Sewergard™ – Rotary Spray No. 210RS are available from the manufacturer at the following address:

Sauereisen
160 Gamma Drive
Pittsburgh, PA 15238
(412)-963-0303

Fibergrate® Molded Grating is available from the manufacturer at the following address:

Fibergrate Composite Structures, Inc.
5151 Beltline Road
Suite 1212
Dallas, TX 75254-7028
(800)-527-4043

PSX: Positive Seal is available from the manufacturer at the following address:

Press-Seal Gasket Corporation
2424 West State Boulevard
P.O. Box 10482
Ft. Wayne, IN 46852
(800)-348-7325

CC4 and CC6 are available from the manufacturer at the following address:

The General Engineering Company (Geneco)
P.O. Box 609
Frederick, MD 21705-0609
(800)-345-6454

Model CI and Model AM are available from the manufacturer at the following address:

Advance Products & Systems, Inc.
P.O. Box 60399
Lafayette, LA 70596-0399
(337)-233-6116

Fernco® couplings are available from the manufacturer at the following address:

Fernco®, Inc.
300 S. Dayton St.
Davison, MI 48423
(810)-653-9626

501 Ductile Iron Coupling is available from the manufacturer at the following address:

Romac Industries, Inc.
21919 20th Avenue SE
Bothell, WA 98021
(800)-426-9341

WrapidSeal™ is available from the manufacturer at the following address:

Canusa-CPS
2408 Timberloch Place
Building C-8
The Woodlands, TX 77380
(281)-367-8866

Dura Plate 100 Liner System, A-LOK® full compression seals and Butyl-Lok Sealants are available from the manufacturer at the following address:

A-Lok® Products, Inc.
P.O. Box 1647
697 Main Street
Tullytown, PA 19007
(800)-822-2565

D-Lok Rubber Gasket is available from the manufacturer at the following address:

Atlantic Concrete Products, Inc.
8900 Old Route 13
P.O. Box 129
Tullytown, PA 19007
(215)-945-5600

Manhole steps are available from the manufacturer at the following address:

M.A. Industries, Inc.
303 Dividend Drive
Peachtree City, GA 30269
(800)-241-8250

Part #A6DB is available from the manufacturer at the following address:

Reliner®/Duran Inc.
53 Mount Archer Road
Lyme, CT 06371
(800)-508-6001

Sonotube® Round Concrete Forms are available from the manufacturer at the following address:

Sonoco®
1 North Second Street
Hartsville, SC 29550
(888)-875-8754

NPC Kor-N-Seal® Pipe-to-Manhole Connectors are available from the manufacturer at the following address:

Trelleborg Pipe Seals Milford, Inc.
250 Elm Street
P.O. Box 301
Milford, NH 03055
(800)-626-2180

Make detailed drawings for pipe and fittings indicating piping layout in plan and elevation as may be required to clearly indicate all pipe and fittings. Completely dimension the drawings and indicate connections to equipment and reference to approved shop drawings of such equipment. Ensure drawings include field verified dimensions.

Include a complete schedule of pipe, fittings, and specials with mark numbers on the schedules and on drawings corresponding to the mark numbers which will be on the pipe, fittings, and specials when delivered to the job site, as called for hereinafter.

The Borough of Lavallette will only accept bolted covers at locations where a bolted cover currently exists.

Submit a certificate of compliance for pipe, fittings, joints and couplings to the RE.

All materials are subject to approval by the respective utility owner.

652.03 CONSTRUCTION

THE FOLLOWING IS ADDED:

Do not perform construction of new sanitary sewer facilities within Toms River Township and the Borough of Lavallette until NJDEP issues the Treatment Works Approval Permit, as specified in 107.01.02. New sanitary sewer facilities include proposed manholes and sanitary sewer mains at locations in which they do not currently exist. Obtain a copy of the approved permit prior to commencing any new sanitary sewer work. Replacement work is permissible without the Treatment Works Approval Permit and includes the resetting and reconstruction of existing manholes and the upgrading of existing sanitary pipe in place.

Survey and verify all existing inverts for sanitary facilities replaced in same location.

Prior to initiating work, conduct utility investigations as specified in 105.07.01B. To avoid conflicts with proposed infrastructure (drainage pipe, inlets, MTDs utilities, ITS facilities, traffic signals, etc.) and existing facilities to remain, the Contractor may utilize varying pipe depth installation (3' minimum and variable), use of fittings, and pipe joint deflection (within the recommended tolerances of pipe manufacturer requirements). Submit recommended adjustments to the sewer main alignment to the RE for approval.

652.03.01 Sewer Pipe

A. Scheduling of Work.

Ensure all interruption of service is in accordance with the procedures and timing restrictions of the respective municipal utility authority (TRMUA, Brick Utilities, Borough of Lavallette, and OCUA).

For force main work, coordinate with OCUA for shutdowns to their facilities. OCUA will perform all shutdowns. Pump out effluent from section of pipe as necessary to perform work.

C. Excavating.

THE FOLLOWING IS ADDED:

Ensure bedding for manhole bases and trenches are thoroughly dewatered. Ensure ground water is continuously drawn down to an elevation two (2) feet below bottom of the bedding. Continue dewatering operations for as long as the trench is open and for a minimum of two full working days.

E. Installing Sanitary Sewer Gravity and Force Mains.

THE FOLLOWING IS ADDED TO THE SECOND PARAGRAPH:

Install transition couplings according to the manufacturer's recommendations.

Install steel casing lengths as shown on the Plans. Paint exterior with two coats of bitumastic paint to 12 mils minimum.

Install casing spacers, insulators, and end seals according to the manufacturer's recommendations.

Install centering devices as shown on the Plans, but positioned at not less than according to the manufacturer's recommendations. Place centering devices on pipe during pipe assembly and position within casing.

THE FOLLOWING IS ADDED:

Install concrete cradles at locations where new sanitary mains are joined to existing sanitary mains.

F. Thrust Blocks.

THE SUBPART IS CHANGED TO:

F. Restraint Harnesses and Restrained Coupling Systems. For sewer force mains, install restraint harnesses at all joints according to the manufacturer's recommendations. Install restrained coupling systems at all locations force main and existing ductile iron pipe are joined together according to the manufacturer's recommendations. Ensure all joints and fittings for the force mains are fully restrained.

G. Sewer Pipe Testing.

1. Gravity Main Sewer Testing.

THE FOLLOWING IS ADDED:

For sanitary sewers mains constructed "in-kind", in which replacement of the sewer segment is installed in the same location and meets existing inverts, perform a closed circuit television (CCTV) inspection upon completion of the installation as specified in 652.03.08. Conduct testing of each sanitary sewer run from manhole to manhole.

Perform the following tests for TRMUA and Borough of Lavallette facilities:

Preliminary Testing for PVC Gravity Mains (after installation of all underground utilities and completion of road subgrade)

- 1) Go-No-Go/Mandrel deflection test (maximum allowance of 5% short term deflection).
- 2) Infiltration or exfiltration (air pressure test) as applicable.

All sewer mains shall be flushed by a jet type hose prior to deflection test if deemed necessary by the Authority Inspector. All individual laterals from the sewer main to the curbside cleanout, including the tail piece, as applicable, shall be included with the sewer main air pressure test. A temporary, leak-proof, bulkhead type plug shall be installed in the upstream (inlet) side of the manhole furthest downstream in any sewer main or branch under construction, and shall remain intact and unloosened until written permission is received from the Authority Engineer to remove same. This permission will not be granted until each section of the sewer has been cleaned and flushed in a manner acceptable to the Authority's Engineer. No sewer connections shall be made to a street main, whether pressure air tested or not, unless under supervision and inspection of the Authority representative.

Final Testing for PVC Gravity Mains (after final paving has been installed)

- 1) Go-No-Go/Mandrel deflection test (maximum allowance of 7.5% deflection). Mains shall be flushed by a jet type hose prior to deflection test.

Testing Procedures:

Air Pressure Test (PVC-Gravity)

The air pressure tests shall be performed between two manholes, and shall include all related sewerage facilities, including lateral connection and cleanouts.

Prior to air testing, the section of pipe to be tested shall be flushed and cleaned of sand and other foreign matter, if deemed necessary by the Inspector. The test shall be made on the section of pipe from manhole to manhole. The section of pipe to be tested shall be isolated and a plug installed at each end of pipe at the manholes. The ends of all branches, laterals and wyes shall also be plugged. Plugs shall be securely braced. The plugs at each end of the pipe at the manholes must have provisions for connecting an air hose.

Connect one end of the air hose to the plug, and the other to a portable air compressor, equipped with pressure regulators and gauges (upper limit of gauge dial not to exceed 30 psig). The pressure regulators are used to control the rate at which air flows to the test section, and to monitor air pressure in the pipe. Supply air to the pipe section, monitoring it so that the pressure inside the pipe does not exceed 5.0 psig. When pressure reaches 4.0 psig, throttle the air supply so that the internal pressure is maintained between 4.0 and 3.5 psig for at least two minutes. This allows time for stabilization within the pipe walls.

After two minutes of stabilization, disconnect the air supply, and allow pressure to decrease to 3.5 psig. At 3.5 psig, start a stop watch to determine the time required for pressure to drop to 2.5 psig. The time required for a loss of 1.0 psig at an average of 3.0 psig can be used to compute the rate of air loss.

The following table may be used to determine the maximum allowable time for pressure to drop 1.0 psig for various pipe:

<u>Pipe Size</u>	<u>Minutes</u>	<u>Seconds</u>
6"	2	15
8"	3	57
10"	4	43
12"	5	40
15"	7	05
18"	8	30

Deflection Test (PVC)

The Go-No-Go/Mandrel test for deflection shall be performed to determine compliance with manufacturer's and engineer's installation specifications to detect maximum short term deflection of 5% prior to final paving and 7.5% after final paving. The gauge shall be approved by the Authority's Engineer or his representative prior to use. The gauge shall be pulled by hand in a smooth and easy manner to avoid

jamming. Inability of the device to pass through any portion of the pipe shall be deemed as a test failure. Failure of the Go-No-Go test shall require that the pipe be subject to complete video inspection between manholes of the failed pipe section. The video shall become property of the Authority immediately upon completion of the video recording in the field and shall be turned over to the Authority representative at that time. Examination of the video by the Authority's Engineer shall determine the method and quantity of pipe reconstruction or rehabilitation at the applicant's cost. The decision of the Authority's Engineer shall be final.

Upon successful completion of the Go-No-Go test and video inspection, if required, the lines shall then be subject to further air pressure testing. All testing described herein shall be witnessed by the Authority's Engineer or his authorized representative.

Perform the low pressure hydrostatic infiltration/exfiltration test or a low pressure pneumatic test for Brick Utilities facilities as follows:

Low Pressure Hydrostatic Test (Sewer)

Prior to test for watertightness, the Contractor, when directed by the Resident Engineer, shall remove all debris from manholes and shall thoroughly flush sewers in such a manner as to permit no sand, sediment, stones, or other foreign materials from entering completed sections of the pipeline.

If the ground water level is at or above the top of the pipe, the Contractor shall dewater the sewer and conduct a satisfactory test to measure infiltration for at least 24 hours. The rate of infiltration shall not exceed 50 gallons per inch of inside diameter per mile of pipe per 24 hours. Repairs to pipe shall be made in kind; chemical grouting or repair clamps will not be permitted. If leakage exceeds the specified amount, the Contractor shall make the necessary repairs or replacements required to permanently reduce the leakage to within the specified limit, and the test shall be repeated until the infiltration conforms to the requirements specified herein.

In the event that the ground water level is lower than the top of the pipe, the Contractor shall conduct an exfiltration test. The test shall be conducted from manhole to manhole. The pipe shall be filled and additional water introduced into the manhole to raise the level two (2) feet above the top of the pipe in the upstream manhole.

The Contractor shall furnish all water required for the exfiltration test. The quantity of water to maintain this level is to be measured. The test shall be maintained for a 48 hour period. The rate of exfiltration shall not exceed 50 gallons per inch of inside diameter per mile of pipe per 24 hours. There shall be no gushing or spurting streams leaving the sewer. Repairs to pipe shall be made in kind. Chemical grouting or repair clamps will not be permitted. If leakage exceeds the specified amount, the Contractor shall make the necessary repairs or replacements required to permanently reduce the leakage to within the specified limit and the test shall be repeated until the exfiltration conforms to the requirements specified herein.

The Contractor may not make allowances for service connections with the infiltration and exfiltration testing of the gravity sewers.

Upon Completion of the exfiltration test, water shall be removed from the sewer and discharged in conformance with erosion control sections of this specification.

Low Pressure Pneumatic Test (Sewer)

The test shall be performed between manholes and subsequent to completion of backfill but prior to replacement of pavements. The following procedure shall be implemented as a method of test:

- 1) Each length of pipe shall be cleaned by passing a snug fitting ball through the pipe.
- 2) Plug all pipe outlets with suitable test plugs and brace all plugs securely to prevent blowout.
- 3) If the pipe to be tested is submerged in ground water, a test pressure probe shall be inserted by boring or jetting into the backfill to the level of the center of the pipe and the back pressure determined while passing air through the probe. The amount of back pressure thus determined shall be added to all gauge pressures required for testing the submerged line.

- 4) Add air slowly to the plugged pipe under test until the internal pressure is raised to 4.0 psi above back pressure.
- 5) Check exposed pipe and plugs for abnormal leakage, by coating with a soap solution or by means of an approved smoke device. If failures are observed bleed off the air, make repairs and repressurize.
- 6) After an internal pressure of 4.0 psig above back pressure is obtained, allow at least 2 minutes for air temperature to stabilize, adding only the amount of air required to maintain 4.0 psig above back pressure.
- 7) After the 2 minute period, disconnect the air supply by valve action.
- 8) When the pressure decreases to 3.5 psig above back pressure, start a stopwatch. Determine the time in seconds, for the interval during which the internal pressure drops to 2.5 psig above back pressure. The time interval shall not be less than the following tabulated values:

TIME IN MINUTES AND SECONDS

TEST LENGTH	100	150	200	250	300	350	400	450
DIAMETER:								
8"	3-47	3-47	3-47	3-47	3-47	4-26	5-04	5-4
10"	4-43	4-43	4-43	4-57	5-56	6-55	7-54	8-54
12"	5-40	5-40	5-42	7-08	8-33	9-48	11-24	12-5
15"	7-05	7-05	8-54	11-08	13-21	15-35	17-48	20-0

* If the observed interval is less than the required interval, the leaks shall be located, repaired and the line retested.

- 9) The pipe shall be considered acceptable if there are no obstructions in the pipe, if the pipe is at the required line and grade and if the time for the internal pressure to drop from 3.5 psig above back pressure, is equal to or greater than the appropriate tabulated value. Interpolation for values not tabulated is permissible. If the observed interval is less than the required interval, the leaks shall be located repaired and the line retested, prior to satisfactory performance under the specified test.
- 10) The Contractor shall furnish all equipment for the test. Gauges shall be of the recalibration type. All equipment shall be subject to approval by the Engineer.

The forgoing test is required as an acceptance test. There is nothing construed herein to prevent the Contractor from using similar presumptive methods prior to completion of backfill, but no presumptive testing will be considered as an acceptance test.

Deflection Test for PVC Sewer Pipe

Upon completion of the pipe installation and backfill to grade, pipe shall be tested for diameter deflection as ordered by the Engineer. Maximum allowable deflection shall be five percent of the internal diameter of the pipe. Deflection testing shall be performed by using a "mandrel", a Go/No-Go plug or deflectometer approved by the Engineer. The Contractor shall furnish all equipment, material and labor for the test.

Any pipe found in which deflection exceeds five percent of the internal diameter of the pipe shall be removed and replaced at no additional cost to the Owner.

2. Force Main Sewer Testing.

THE FOLLOWING IS ADDED:

Conduct pressure and leakage test in pipelines in accordance with AWWA C600. Furnish and install temporary testing plugs or caps, pressure pumps, pipe connections, meters, gages, equipment, and labor. The pipe to be tested must be sufficiently backfilled and braced to prevent movement while under test pressure. Joint restraint at fittings should be permanent and constructed to withstand test pressure. Test ends should be restrained to withstand the appreciable thrusts that are developed under test pressure. Slowly fill section of pipe with water.

All air should be expelled from the pipeline during filling and again before making either pressure or leakage tests. Automatic air-release valves are recommended. Compressed entrapped air can create surges that exceed the test pressure prescribed and could cause pipe failure. Furthermore, entrapped air may cause imprecise pressure test results.

a. Pressure Testing:

Conduct pressure test for 2-hour duration.

1. $P_{test} = 1.5 \times P_{operating} + P_{operating}$
2. $P_{operating} = 30 \text{ psi}$

The purpose of a pressure test is to locate defects in materials or workmanship, thereby permitting proper repair. Test pressure should not exceed design pressure for pipe, appurtenances, or thrust restraints, unless approved by the manufacturer.

Do not build up pressures greater than specified for test. Specified test pressure should be maintained for the specified test time while monitoring for pressure loss. Air pressure testing of installed PVC pressure pipe is expressly prohibited for reasons of safety, should failure occur.

If unable to achieve and maintain specified pressure for two hours with no additional pumping, tested section of pipe fails test.

b. Leakage Test:

1. Apply normal operating pressure and maintain pressure at a constant level throughout the period of test. Measure the amount of additional water pumped in during the test provides a measurement of the amount of leakage, if any. If the amount of additional water introduced into the line during the test exceeds the testing allowance, the section fails the leakage test. If the amount of water added is less than the allowable, the section passes the test.
2. Repair all visible leaks, regardless of the amount of leakage.

If section fails the pressure or leakage test, locate, uncover, and repair or replace defective pipe, fitting, or joints. Conduct additional tests and repairs until section passes test.

After testing on any section of pipe has been completed to the satisfaction of the RE, drain the piping of all water.

H. Backfilling.

THE FOLLOWING IS ADDED:

Backfill the annular space of the casing pipe with sand, pea gravel, grout or equal, to completely fill all voids in the space. Convey backfill material into place by air through a hose to its final position. In general, the process will be considered complete when no more fill can be forced into the space. Preserve the interior surface of the pipe from any damage.

652.03.04 Sanitary Sewer Service Connections

THE FOLLOWING IS ADDED:

Construct laterals at least 3 feet below the proposed grade, as measured from the top of the pipe to the grade elevation. Install deep house connections for sewer lines exceeding 10 feet of depth from finished grade. Install 4-inch laterals for residential connections with a minimum slope of 1/4 inch per foot. Install 6-inch laterals, if warranted, for commercial/industrial connections with a minimum slope of 1/8 inch per foot. Where possible, connect sewer laterals to existing laterals using couplings. Install cleanouts at grade at all changes in lateral direction requiring bends. Do not install more than 75 feet of continuous sewer lateral without at least 1 cleanout. Locate cleanouts such that all portions of

the lines can be cleaned by rodding. Do not install cleanouts within driveways or sidewalks. Permanently mark top of curbs with letter "H" indicating the location of the curbside cleanouts. Do not stamp more than 1/2-inch deep.

652.03.05 Sanitary Sewer Manhole

THE FOLLOWING IS ADDED:

Wrap joints of each manhole section for Brick Utilities with heat shrinkable membrane.

Install interior PVC lining for Brick Utilities, Borough of Lavallette, and TRMUA manholes according to the manufacturer's recommendations. Apply the lining to the concrete channel and bench of each manhole.

Install manhole steps for Brick Utilities and Borough of Lavallette manholes up to 15 feet in depth.

Install vertical ladder for Brick Utilities manholes with depths greater than 15 feet. Insert steps into punched holes and weld to side rails. Bolt ladder to structure with anchor bolts inserted 4 inches into the wall.

Install vertical ladder for TRMUA and Borough of Lavallette manholes with depths greater than 10 feet.

Where drop connections are required, install internal drop connections for new manholes for Brick Utilities.

652.03.06 Reconstruct Sanitary Sewer Manhole

THE FOLLOWING IS ADDED:

Prior to performing any reconstruction work on existing sanitary sewer manholes, confirm with the RE and the utility owner that the condition of the manhole is adequate for the work to be performed. If the RE and utility owner determine that the existing manhole is in need of replacement, construct a new manhole in accordance with 652.03.05.

For OCUA repaired or reconstructed concrete benches, apply underlayment to a minimum thickness of 1/2 inch. Coat with lining to a thickness of 60 mils.

For TRMUA and Borough of Lavallette manholes, if new grade is to raise 1-1/2 inches to 3 inches, install manhole adjustment ring.

Where existing sanitary sewer lines are to be replaced with new PVC sanitary sewer lines, core the existing concrete manhole with a coring machine where the existing asbestos concrete pipe material is being removed from the manhole. Do not use pneumatic hammers, chipping guns, sledge hammers or other similar means to provide a connection. Install the flexible pipe-to-manhole connector with stainless steel clamps to connect new PVC sanitary sewer pipe to the existing manhole.

652.03.08 Video Inspection of Sewer

THE ENTIRE TEXT IS CHANGED TO:

Upon the completion of all installations of new sanitary sewer mains, perform closed circuit television (CCTV) inspections for each sanitary sewer pipe run. All CCTV inspections shall be performed by experienced personnel trained in performing these types of inspections.

Upon the completion of all installations of each new sanitary sewer lateral from the new sanitary sewer mains to the sewer clean-outs, perform CCTV inspections for each of the installed sanitary sewer laterals. All CCTV inspections shall be performed by experienced personnel trained in performing these types of inspections.

Submit to the Resident Engineer, for acceptance and approval, three (3) copies of unedited post-installation DVDs and associated inspection reports for each of the completed CCTV inspections of the newly installed sanitary sewer mains and newly installed sanitary sewer laterals prior to the final paving. Provide the Owner of the sanitary sewer systems with two (2) copies of the approved post-installation DVDs and associated inspection reports for each of the completed CCTV inspections.

652.04 MEASUREMENT AND PAYMENT
 THE FOLLOWING PAY ITEM IS DELETED:

<i>Item</i>	<i>Pay Unit</i>
VIDEO INSPECTION OF SEWER	LINEAR FOOT

THE FOLLOWING PAY ITEMS ARE ADDED:

<i>Item</i>	<i>Pay Unit</i>
12" POLYVINYL CHLORIDE SEWER PIPE, GRAVITY	LINEAR FOOT
12" POLYVINYL CHLORIDE SEWER PIPE, FORCE MAIN	LINEAR FOOT
__" STEEL CASING	LINEAR FOOT

THE FOLLOWING IS ADDED:

The Department will make payment for pipe encasements under CONCRETE ENCASEMENT.

The Department will not make separate payment for the required video inspections specified in 652.03.08.

THE FOLLOWING SECTION IS ADDED:

SECTION 654- JCP&L FACILITY

654.01 DESCRIPTION

This Section describes the requirements for installing, relocating and removing Jersey Central Power and Light (JCP&L) electric utility facilities including conduits, manholes, transformer vaults, handholes, and appurtenances and also includes the requirements for transferring electric services.

654.02 MATERIALS

Except for the materials noted below, JCP&L will supply all materials necessary for the work at no cost to the Contractor. Provide JCP&L written notice 30 days in advance of when materials will be required. Ensure the electric subcontractor takes delivery of the materials from JCP&L's storage facility within two weeks of the notice from JCP&L indicating that the material is available. Materials may be located at more than one JCP&L storage facility. If the electric subcontractor fails to take delivery, the material may not be available, and the electric subcontractor may be required to provide an additional request for materials. The Contractor is responsible for compensating the Department for any additional handling costs incurred by JCP&L resulting from the failure to take delivery within the time required.

The electric subcontractor is responsible for loading the material, delivering it to the job site, and all subsequent handling and delivery within the jobsite. Store and protect all materials received from JCP&L. Return and deliver all excess materials furnished by JCP&L to JCP&L's storage facility. Obtain a receipt for all material received from JCP&L, maintain a documented inventory of materials used and obtain a receipt for all material returned to JCP&L.

Provide materials as specified:

Tack Coat 64-22: PG 64-22.....	902.01.01
Concrete	903.03
Curing Materials.....	903.10
Controlled Low Strength Material (CLSM)	903.09
Hot Mix Asphalt (HMA).....	902.02
Sealer, Hot-Poured	914.02
Polymerized Joint Adhesive	914.03

654.03 CONSTRUCTION

654.03.01 Electric

A. Prequalification.

ROUTE 35 RESTORATION
 CONTRACT NO. 004950321

THE ENTIRE TEXT IS CHANGED TO:

Only a prequalified electric subcontractor, approved by JCP&L, may construct and relocate JCP&L electric facilities. The following is a list of electric subcontractors that have been previously approved by JCP&L. This list is provided as information only, and is not an endorsement by the Department of any subcontractor. The Contractor is responsible for soliciting from a subcontractor that will be approved by JCP&L when preparing its Bid. Work restricted to the electric subcontractor does not preclude the Contractor from performing the work of layout, traffic control, sawcutting, pavement removal, temporary or final pavement restoration, and landscape restoration associated with the work of installing or relocating JCP&L electrical facilities.

APPROVED ELECTRICAL SUBCONTRACTOR :

APPROVED ELECTRICAL CONTRACTORS

DX & TX Overhead

Hawkeye, LLC
100 Marcus Blvd
Hauppauge, NY 11788
Tel: 631-447-3100
Fax: 631-776-1847
Att: Rick Reed - Mgr. Operations
email: rreed@hawkeyellc.com

M.J. Electric, Inc.
1047 Shoemaker Avenue
PO Box 310
Shoemaker, PA 19555-310
Tel: 610-562-7570 x 4802
Fax: 610-562-1375
Att: Mike Troutman
email: mtroutnan@mjelectric.com

Henkels & McCoy, Inc.
985 Jolly Road
Blue Bell, PA 19422
Tel: 215-283-7707
Fax: 215-283-7573
Att: Alan L. Lippy - Director, Power Operations East
email: alippy@henkels.com

Asplundh
161 Second Street
Wilkes Barre, PA 18702
Tel: 570-947-1101
Fax: 570-822-0770
Attn: Vincent Stanbro
email: v.stanbro@asplundh.com

JBL Electric Inc.
3001 South Clinton Avenue
South Plainfield, NJ 07080
Tel: 800-525-4628
Att: Robert Dougherty – Sr PM/EST
email: rdougherty@jblelectric.com
Cell : 973-908-9619

Tri-M Corp
PO Box 69
204 Gale Lane
Kennett Square, PA 19348
Tel: 610-444-1001 ext 200
Fax: 484-731-0209
Attn: Katie Bleiler
email: kbleiler@energtest.com

MYR (Harlan & The L.E. Myers Company)
1416 Trindle Road 3-A
Carlisle, PA 17013-9718
Tel: 717-243-4600
Fax: 717-243-3633
Att: Jon Arganbright
email: jarganbright@myrgroup.com

Richardson & Wayland
PO Box 12648
Roanoke, VA 24027
Tel: 540-344-3244
Attn: Andy Euclide
email: aeuclide@rwec.com

SREC Resources
PO Box 7250
Sussex, NJ 07461
Attn: Chris Reese

J Wm Foley
340 Chestnut Avenue
West Berlin, NJ 08091
Attn: Bob Dougherty

Tel: 973-875-5101 x123
Fax: 973-875-2394
email: creese@sussexrec.com

Tel: 856-768-8800
Fax: 856-768-8884
email: rdougherty@jwmfoley.com

DX-UG (Civil & Electrical)

Henkels & McCoy, Inc.
985 Jolly Road
Blue Bell, PA 19422
Tel: 215-283-7707
Fax: 215-283-7573
Attn: Alan L. Lippy - Director, Power Operations East
email: alippy@henkels.com

JBL Electric Inc.
250 Lackawanna Ave.
West Paterson, NJ 07424
Tel: 973-774-4218
Attn: Jim Leary - President
email: jleary@jblelectric.com
Attn: Robert Dougherty - Sr PM/EST
email: rdougherty@jblelectric.com
Cell : 973-908-9619

SREC Resources
PO Box 7250
Sussex, NJ 07461
Attn: Chris Reese
Tel: 973-875-5101 x123
Fax: 973-875-2394
email: creese@sussexrec.com

J Wm Foley
340 Chestnut Avenue
West Berlin, NJ 08091
Attn: Bob Dougherty
Tel: 856-768-8800
Fax: 856-768-8884
email: rdougherty@jwmfoley.com

DX-UG (Civil Only - Non Electrical)

Union Paving & Construction
1140 Globe Ave.
Mountainside, NJ 07092
Tel: 908-232-0738
Fax: 908-232-4100
Attn: Scott Woodfield - CFO
email: swoodfield@unionpaving.com

J. Fletcher Creamer & Son, Inc.
1701 E. Linden Avenue
Linden, NJ 07036
Tel: 908-925-3200
Fax: 908-925-3350
Attn: Ted Paliwoda
email: tpaliwoda@jfcson.com

HC Constructors
PO Box 855
Whitehorse Station, NJ 08889
Tel: 908-534-3833
Fax: 908-534-3851
Attn: Harry Chowansky - VP
email: hchowansky@hcconstructors.com

W&B
75 South Gold Drive
Hamilton, NJ 08691
Tel: 609-584-1100
Attn: C. Waters - Principal
email: cwaters@watersandbugbee.com

George Harms Construction Co, Inc
PO Box 817
Farmingdale, NJ 07727
Tel: 732-938-4004
Fax: 732-938-2782
Attn: James Duffe - Vice President Project Management
email: jduffe@ghcci.com

J Wm Foley
340 Chestnut Avenue
West Berlin, NJ 08091
Attn: Bob Dougherty
Tel: 856-768-8800
Fax: 856-768-8884
email: rdougherty@jwmfoley.com

Approved Directional Boring

J. Fletcher Creamer & Son, Inc.
1701 E. Linden Avenue
Linden, NJ 07036

Danella
2290 Butler Pike
Plymouth Meeting, PA 19462

Tel: 908-925-3200
Fax: 908-925-3350
Att: Ted Paliwoda
email: tpaliwoda@jfcson.com

Tel: 908-447-4886
Fax: 215-547-2990
Attn: Bill Lynn

Kmetz Inc
10 Fresh Ponds Rd
East Brunswick, NJ
Tel: 732-821-0533
Fax: 732-821-5099
Att: Kevin Kmetz
Email: kmetzinc@comcast.net

Cablelinks
54 West Broad Street
Trumauersville, PA 18951
Tel: 215-804-0855
Fax: 215-804-0869
Attn: Mary Jo Gaumer – President
email: cablelinks@comcast.net

W&B
75 South Gold Drive
Hamilton, NJ 08691
Tel: 609-584-1100
Attn: C. Waters – Principal
email: cwaters@watersandbugbee.com

General Contractors

Henkels & McCoy, Inc.
985 Jolly Road
Blue Bell, PA 19422
Tel: 215-283-7707
Fax: 215-283-7573
Att: Alan L. Lippy - Director, Power Operations East
email: alippy@henkels.com

Union Paving & Construction
1140 Globe Ave.
Mountainside, NJ 07092
Tel: 908-232-0738
Fax: 908-232-4100
Attn: Scott Woodfield – CFO
email: swoodfield@unionpaving.com

JBL Electric Inc.
3001 South Clinton Avenue
South Plainfield, NJ 07080
Tel: 800-525-4628
Att: Robert Dougherty – Sr PM/EST
email: rdougherty@jblelectric.com
Cell : 973-908-9619

George Harms Construction Co, Inc
PO Box 817
Farmingdale, NJ 07727
Tel: 732-938-4004 x 2006
Fax: 732-938-2782
Attn: James Duffe – Vice President
Project Management
email: jduffe@ghcci.com

- B. Indemnification.** The Contractor agrees to indemnify and hold harmless JCP&L, its officers, employees and agents from liability and claims related to the work described under Section 654. This requirement does not establish JCP&L as a third party beneficiary; the provisions specified in Section 107.10 are unaltered.
- C. Scheduling of Work and Interruption to Utilities.** Provide the RE and the designated JCP&L representative with a detailed schedule of when the electric utility work will be performed. Indicate in the schedule for each activity the following information: the work locations; the number of crews; and whether the work will be performed during a day shift or night shift, or on weekends. Coordinate all electric utility work with the JCP&L representative, and notify the RE and the JCP&L representative at least two weeks prior to starting electric utility work. Do not interrupt existing electric service until approved by the JCP&L representative.

Weather conditions may prevent connections to existing systems between June 1 and September 30. Do not perform work which will require electric transmission service interruptions from June 1 through September 30 without the approval of JCP&L. JCP&L may extend this period based on weather conditions and system demand. Notify JCP&L at least one month in advance of commencing conductor work.

If service transfers are required, coordinate service transfers with the JCP&L representative. Notify the property owner and all tenants affected by service interruptions or transfers prior to making the service transfer. Minimize

disruption to normal operations of existing facilities and minimize any interruption of electric service to JCP&L customers. Protect existing facilities during construction and installation of the service transfer.

- D. **Quality Control and Quality Assurance.** Provide access to the work for the JCP&L representative at all times. Perform all electric utility work in a manner acceptable to the JCP&L representative. Perform all electric utility work in accordance with JCP&L standards and details.
- E. **Safety.** Perform work in accordance with applicable OSHA regulations, N.J.S.A. 34:6-47 "High Voltage Proximity Act", and JCP&L safety standards.
- F. **Abandonment and Removal.** Prior to beginning work, review the condition of all existing electric utility facilities noted to be removed with the JCP&L representative. If the JCP&L representative designates the material to be salvaged, remove the material and deliver it to a JCP&L storage facility. Remove and dispose of all other electrical utility material designated for removal.
- G. **Excavation.** When excavation is required in areas having existing pavement and sidewalk, sawcut to the full depth of the existing pavement and sidewalk. Excavate trenches for conduit, manholes and vaults and appurtenances. Provide vertical sides for excavations within the traveled way, shoulder, sidewalk areas, and where existing facilities require protection. Remove unstable material at the bottom of the excavation and backfill with granular material. Do not excavate trenches more than 300 feet in advance of installing conduit unless approved by the RE. Provide and maintain trench crossings where necessary to maintain access. Do not leave trenches open overnight unless protected by temporary fencing or steel plates. Remove and dispose of excess or unsuitable material as specified in 202.03.07.
- H. **Backfill.** Backfill with suitable material in lifts not exceeding 6 inches thick, loose measurement. If the backfill is predominantly granular material, compact the backfill material with a vibratory plate compactor. For material that is not predominately granular, compact the backfill material with a vibratory rammer compactor. If it is not possible to compact the backfill material, the Contractor may backfill with CLSM with the approval of the JCP&L representative. If using CLSM, install as specified in 601.03.01.F.
- I. **Restoration.** Restore areas disturbed in the performance of electrical utility relocations to its original condition. In areas that are disturbed for which the plans provide final grading, pavement or landscaping, provide temporary restoration to the satisfaction of the RE. If open-cut trenching across a road is required, restore the pavement with in-kind construction.
- J. **Field Testing.** Perform a high-potential test (also known as a dielectric voltage withstand test) on all cables and splices prior to energizing. Testing must be performed by a person who is qualified to operate the test equipment, and is familiar with the cable system. Ensure that the cables are disconnected from non-cable systems equipment, and that adequate physical clearances are maintained between all cable ends, energized cables, and electrical grounds and all other equipment during the test. Prior to performing the test, verify that all taps or laterals in the circuit are cleared. In the event hot poured compound filled splices and terminations are involved, do not perform testing until they have cooled to ambient temperature. Set the relays in the high voltage direct current test equipment to operate between 5 and 25 milliamperes leakage. The shape of the leakage curve under constant voltage is more important than the absolute leakage current of a "go or no go" withstand test result. The field test voltage is related to the final factory applied dc potentials using a factor of 80 percent.

Ensure the high potential test is performed in the presence of the JCP&L representative. Apply a direct current field test voltage according to the following table:

Field Test Values				
Rated Voltage	dc Hi-Pot Test		dc Hi-Pot Test	
	(15 Minutes)			
Phase to	Wall - mils	Kv	Wall - mils	kV
5000	90	25	115	35
8000	115	35	140	45
15000	175	55	220	65
25000	260	80	320	95

28000	280	85	345	100
35000	345	100	420	125
46000	445	130	580	170
69000	650	195	650	195

Note: If the leakage current quickly stabilizes, the duration may be reduced to 10 minutes.

After the voltage has been applied and the test level reached, record the leakage current at one-minute intervals. If the leakage current decreases or stays steady after it has leveled off, the cable is considered satisfactory. If the leakage current starts to increase, excluding momentary spurts due to supply-circuit disturbances, extend the test to see if the rising trend continues. At the conclusion of the test, discharge the circuit through the test set and voltmeter circuit. After the potential drops below 95% of the test value, ground the cable and discharge the circuit. Leave the grounds on all conductors for a minimum of four times as long as the test voltage was applied.

Remove and replace cables that fail to meet the requirements of the direct current field test. The Contractor is responsible for reimbursing the Department for any additional material costs incurred by the Department resulting from the failure to meet the requirements of the direct current field test.

- K. Energizing Lines.** Energize lines with the guidance of the JCP&L representative. Prior to energizing lines, submit a request to JCP&L. Switching orders may only originate from JCP&L employees. Submit a request for permission to energize transmission lines 10 days in advance of when the work will be performed. Request permission to energize distribution lines in a manner that will permit the JCP&L representative to submit a request to JCP&L's Dispatch Office by noon the previous business day.
- L. As-builts.** Upon completion of the work, submit to JCP&L as-built drawings in accordance with JCP&L standards. Prints of construction drawings, marked to show the final location, are acceptable. Provide a copy of the as-built drawings to the RE.

654.04 MEASUREMENT AND PAYMENT

The Department will measure and make payment for Items as follows:

<i>Item</i>	<i>Pay Unit</i>
ELECTRICAL UTILITY RELOCATION, JCP&L	LUMP SUM

DIVISION 700 – ELECTRICAL

SECTION 701 – GENERAL ITEMS

701.03.01 Existing Systems

THE FOLLOWING IS ADDED:

If new cable or wire is designated to be installed into existing conduit systems, clean and swab the conduit system prior to installing the cable or wire. After cleaning, test each conduit by pulling through a metal ball with a diameter at least 85 percent of the nominal inside diameter of the conduit to ensure the conduit is free of any obstruction or foreign material. If the ball fails to pass through the conduit, repair or replace the defective conduit as directed by the RE. Restore disturbed areas to original condition.

701.03.05 Rigid Nonmetallic Conduit

B. Installation.

THE LAST PARAGRAPH IS CHANGED TO:

Install true tape marked in 1-foot increments for the length of the rigid non-metallic conduit. Install a tracer wire continuously for the entire run of conduit, including through the junction boxes, mounting it on the wall. Splice the tracer wire only in the junction box. Seal the ends of rigid nonmetallic conduit carrying the tracer wire. If wire or cable is not scheduled to be installed within 6 months of conduit installation, cap and seal the other conduits leaving the true tape inside. Install warning tape in the trench above the conduit.

701.03.15 Cable and Wire

A. Installing.

THE FOLLOWING IS ADDED

Test the existing tracer wire in the conduit for continuity. If there is no existing tracer wire in any of the conduits in the same trench, then install a continuous tracer wire between the adjacent junction boxes without any splice when installing the cable and wire as directed by the RE.

C. Connection and Coordination with Utility Services.

THE FOLLOWING IS ADDED TO THE FOURTH PARAGRAPH:

At Substantial Completion provide the RE with a letter requesting transfer of utility services providing the latest copy of the utility bill from each utility company. Such transfers are to be effective beginning the next monthly billing cycle after Substantial Completion or as directed by the RE.

701.04 MEASUREMENT AND PAYMENT

THE FOLLOWING IS ADDED:

If restoration of disturbed areas includes pavement, curb, sidewalk, driveway or island, the Department will make payment for such work as specified in 104.03.03.

When the RE directs the installation of a new conduit or a repair to the defective conduit, the Department will make payment for this work as specified in 104.03.03.

When the RE directs the Contractor to install a tracer wire in existing conduit, the Department will make payment for this work as specified in 104.03.03.

SECTION 702 – TRAFFIC SIGNALS

702.03 CONSTRUCTION

THE FOLLOWING IS ADDED:

ROUTE 35 RESTORATION
CONTRACT NO. 004950321

After placing a new, temporary or interim traffic signal system into operation, inspect the traffic signal system every 2 months. Fill out a Contractor Maintenance Traffic Signal Inspection Report (Form EL-16C) when the traffic signal system becomes operational, when the traffic signal system is modified, and at every 2-month inspection.

Maintain as-built drawings of each signal modification. Place copies of the as-built drawings for each traffic signal system modification, Forms EL-16C, and Forms EL-11C in a plastic pocket mounted inside the cabinet door of each controller cabinet. Also provide a copy of all forms and as-built drawings to the RE.

If a new, temporary or interim traffic signal system fails or becomes damaged, repair and restore the traffic signal system to normal operation. Begin repair of the traffic signal system within 2 hours of receiving notice of damage or malfunction from the Department, State police, or local authorities. Ensure that workers assigned to such repair work continuously until the traffic signal resumes normal signal operation.

For each response to a system failure or damage, fill out a Contractor Maintenance Emergency Call Record (Form EL-11C) and place it in a plastic pocket mounted inside the cabinet door of each controller cabinet.

If the Contractor fails to respond to a failure or damage notification and begin work within 2 hours of notification, or does not continue to work until the traffic signal system resumes normal operation, the Department, in the interest of safety, will respond with its own forces to restore normal operation. If the Department mobilizes its forces to effect repairs, the Contractor agrees to pay the Department a sum of \$3000 for costs of mobilizing its forces and equipment. In addition, the Contractor must pay the Department the actual cost of material used for the repair and pay the actual costs of police traffic protection.

702.03.11 Temporary and Interim Traffic Signal Systems

THE FOLLOWING SUBSECTION IS ADDED:

702.03.13 Image Detector Cable

Install image detector cable from existing image detectors to the control unit without splices. Furnished image detector cable shall be as recommended by the manufacturer of the existing image detector. Contractor shall verify the manufacturer of the existing image detector before ordering the image detector cable.

702.04 MEASUREMENT AND PAYMENT

THE FOLLOWING PAY ITEM IS ADDED:

<i>Item</i>	<i>Pay Unit</i>
IMAGE DETECTOR CABLE	LINEAR FOOT

SECTION 704 – INTELLIGENT TRANSPORTATION SYSTEMS (ITS)

704.03.01 General System (GS)

B. Installation.

1. Junction Box ITS.

THE ENTIRE TEXT IS CHANGED TO:

- a. **Installation.** Excavate as specified in 202.03.02. Install junction boxes only in areas where the slope is not less than 22H: 1V. Place junction boxes on 10 inches of coarse aggregate No. 57. With each junction box, provide 6 coiling brackets, inserts and fasteners, and a ground rod and clamp. A ground rod is only required for locations where electrically conductive material is present. Backfill and compact using the directed method as specified in 203.03.02.D. Restore disturbed areas to the original conditions, the conditions specified in the Contract, or as directed by the RE.
- b. **Relocation.** Submit plans showing the proposed method of relocation of junction box including any provisions for maintaining network operation and/or cut-over during the process to the RE for approval. Remove existing ITS junction box by excavating around the junction box, cutting back conduits, pulling

the cable slack equally to adjacent junction boxes and notching the portion of junction box below the conduits sufficient to slide the fiber optic cable. After removal of the junction box, re-couple the conduit(s), and terminate them using approved conduit repair kits and backfill with approved material and compact using the directed method as specified in 203.03.02.D. Install the Junction Box after approval by the RE. Ensure that the cut conduit ends are terminated at the entrance of the junction box wall using a manufacturer recommended kit depending upon the type of conduits. Ensure that the fiber optic cable is pulled back from the adjacent junction boxes in equal length to maintain the required slack for any immediate or future splicing.

THE FOLLOWING IS ADDED:

7. **ITS Conduits.** Install Rigid Nonmetallic Conduits as specified in 701.03.05 with the following exceptions:
- a. Install a continuous tracer wire without any splice in the conduits and from junction box to a termination point in the controller cabinet.
 - b. Ensure that all conduits and ducts entering a junction box, foundation, cabinet, hub, or building are terminated based on manufacturer's recommendation and are rodent proofed and sealed around cables, or plugged if conduit is built for future use.
 - c. Ensure that the ITS Conduits facilitate the various means of cable and wire installations including but not limited to pulling, jetting, and blowing of Fiber optic cable and electrical wires.

704.04 MEASUREMENT AND PAYMENT

THE FOLLOWING ITEM IS ADDED:

<i>Item</i>	<i>Pay Unit</i>
ITS CONDUITS, TYPE A, MODIFIED	LINEAR FOOT

THE FOLLOWING IS ADDED AFTER THE FIRST PARAGRAPH:

The Department will consider ITS CONDUITS, TYPE A, MODIFIED as a single conduit comprised of multiple individual conduits as shown in details and will make payment as one unit.

DIVISION 800 – LANDSCAPING

SECTION 802 – TRIMMING AND REMOVING TREES

802.03.02 Removing Existing Trees

THE FOLLOWING IS ADDED:

The Office of Landscape Architecture will inspect material in early Spring 2013 to determine which material will need to be removed due to death or decline from salt inundation. A list of locations of trees to be removed will be given to the Contractor as soon as the material has been evaluated.

SECTION 809 – MULCHING

809.02 MATERIALS

THE FOLLOWING IS ADDED:

Geotextile, Paving Fabric919.01

Provide a pre-emergent herbicide of oryzalin, oxadiazon, or trifluralin.

Provide a landscape weed barrier that is 100% polypropylene woven fabric, black in color, and a minimum weight of 2.5 ounces per square yard. Provide 12 inch staples of No. 25 plain iron wire for anchoring the landscape weed barrier.

Provide 3/8" nominal Quartzose Aggregate from a local quarry. Ensure that the color of the aggregate is a natural local blend of south New Jersey quartzose, obtained from one quarry. The Office of Landscape Architecture will provide the Contractor with a color sample to match and will approve color.

809.03 CONSTRUCTION

THE FOLLOWING IS ADDED:

809.03.04 Stone Mulching

Excavate as specified in 202.03.03. Install all plant material prior to the installation of the landscape weed barrier in accordance with Section 811. Shape and compact the excavated area to produce a smooth surface. Apply pre-emergent herbicide to the area prior to the installation of the landscape weed barrier. Install the landscape weed barrier according to the Manufacturer's recommendations. Place a uniform layer of washed stone on the landscape weed barrier. Extend the landscape weed barrier halfway up the stone layer. Ensure that the elevation of the top of the stone mulch is approximately one half inch below the elevation of the adjacent pavement and curb.

SECTION 811 – PLANTING

811.01 DESCRIPTION

THE FOLLOWING IS ADDED TO THIS SUBPART:

This section also describes maintenance of existing trees and shrubs including trimming, furnishing and placing of fertilizer, and the general treatment for any major disease or insect infestation due to salt inundation and any other general maintenance.

811.02 MATERIALS

THE FOLLOWING IS ADDED:

For Tree Maintenance, use a 10-6-4, 50 percent organic fertilizer containing a minimum 10% nitrogen, 6% available phosphoric acid and 4% soluble potash. Ensure that each delivery of fertilizer is accompanied by a delivery slip showing the weight and a certified chemical analysis of the fertilizer composition.

ROUTE 35 RESTORATION
CONTRACT NO. 004950321

Use pesticides and fungicides according to the recommendations for the treatment of the specific infestation found on the project. Ensure that each product meets the requirements of the manufacturer and is applied according to the manufacturer's recommendations.

For stone mulching, use an aggregate of 3/8" nominal Quartzose Aggregate from a local quarry. Ensure that the color of the aggregate is a natural local blend of south New Jersey quartzose, obtained from one quarry, and that it matches the aggregate used in the item Non-vegetative Surface, Porous Resin Bound Aggregate 2" Thick. The Office of Landscape Architecture will provide the Contractor with a color sample to match and will approve color.

Notify the RE and Office of Landscape Architecture 72 hours prior to performing tree maintenance work.

811.03.01 Planting

E. Excavation for Plant Pits and Beds.

THE LAST SENTENCE OF THE SECOND PARAGRAPH IS CHANGED TO:

Obtain RE approval before reusing topsoil from the excavated pits.

I. Watering.

THE FIRST PARAGRAPH IS CHANGED TO:

Water plants with sufficient frequency and quantity to ensure that the soil surrounding the root system remains moist but not saturated.

THE FOLLOWING IS ADDED:

O. Tree Maintenance.

The Office of Landscape Architecture will inspect material in early Spring 2013 to determine which material will need to receive tree maintenance.

Water plants as per direction of the Office of Landscape Architecture or a certified tree expert if the plants show indication of stress due to salt inundation.

Trim existing trees in accordance with subsection 802.03.01.

Fertilize trees as per direction or supervision of a certified tree expert. Calculate the amount of fertilizer at a rate of three pounds (3 lb.) per inch of diameter breast height (DBH). Bore holes 1-1 1/2 feet deep, in concentric circles spaced 2 feet apart, beginning from the outer branch limit (dripline) to one-half the distance between the dripline and the trunk. Divide the fertilizer equally between all the holes and mix at a ratio of 1 part fertilizer to 2 parts topsoil. Place the mixture in the holes and tamp with a rod. Water the area thoroughly at a rate of 5 gallons per square yard of fertilized area immediately after fertilizing. Alternative methods of fertilization may be used with the approval of the RE.

Use a certified pesticide applicator for all pesticide and/or herbicide applications. Use pesticides and fungicides according to the recommendations for the treatment of the specific infestation found on the project. Ensure that each product meets the requirements of the manufacturer and is applied according to the manufacturer's recommendations

811.03.02 Plant Establishment Period

THE THIRD AND FOURTH PARAGRAPHS ARE CHANGED TO:

The Department will reinspect the plants annually for 3 years, beginning approximately 1 year after the start of the plant establishment period. If the Department determines that plants need to be replaced after each inspection, replant plants as specified in 811.03.01 within 3 weeks of notification. If replacing outside of the optimal planting season as specified in Table 811.03.01-1, only use containerized or balled and burlapped plants that are certified as being dug dormant.

2. Maintenance Bond.

Provide a bond to the Department in the amount of \$20,000.

811.04 MEASUREMENT AND PAYMENT
THE FOLLOWING ITEM IS ADDED:

Item
TREE MAINTENANCE

Pay Unit
LUMP SUM

DIVISION 900 – MATERIALS

SECTION 901 – AGGREGATES

901.11 SOIL AGGREGATE

1. Composition of Soil Aggregate.

THE FOLLOWING IS ADDED TO THE LAST PARAGRAPH:

For Designation I-14, the Contractor may use up to 30 percent steel slag by weight of the coarse aggregate portion of the soil aggregate. Obtain steel slag from a source listed on the QPL as specified in 901.01. Use steel slag that was produced as a co-product of the steel making process. Ensure that the steel slag consists of tough, durable pieces that are uniform in density and quality. Stockpile steel slag as specified in 901.02. Ensure steel slag for blending with I-14 Soil Aggregate does not exceed 0.50 percent expansion from hydration when tested according to ASTM D 4792.

SECTION 902 – ASPHALT

902.02.02 Composition of Mixtures

TABLE 902.02.02-2 IS CHANGED TO:

Table 902.02.02-2 Additional Fine Aggregate Requirements for HMA		
Tests	Test Method	Minimum Percent
Uncompacted Void Content of Fine Aggregate	AASHTO T 304, Method A	45
Sand Equivalent	AASHTO T 176	45

902.02.04 Sampling and Testing

B. Sampling.

THIS ENTIRE PART IS CHANGED TO:

The ME will take a random sample from each 700 tons of production for volumetric acceptance testing and to verify composition. The ME will perform sampling according to AASHTO T 168, NJDOT B-2, or ASTM D 3665.

902.03.02 Mix Design

THE FOURTH PARAGRAPH IS CHANGED TO:

The ME will test 2 specimens to verify that the final JMF produces a mixture that has a minimum void content as specified in Table 902.03.03-1. The ME will determine percent air voids according to AASHTO T 209, and either NJDOT B-6 or AASHTO T 331.

902.03.03 Sampling and Testing

THE FOLLOWING IS ADDED TO THE FIRST PARAGRAPH:

Ensure that the mix meets the requirements as specified in 902.02.04.A, otherwise the RE or ME will reject the material.

THE SECOND PARAGRAPH IS CHANGED TO:

During production, the ME will take one random acceptance sample from each 700 tons of production to verify composition. Conduct air voids and draindown tests as directed by the ME.

THE FOURTH PARAGRAPH IS CHANGED TO:

The ME will perform sampling according to NJDOT B-2 or ASTM D 3665, and will perform testing for composition according to AASHTO T 308 or NJDOT B-5. Perform testing for air voids according to AASHTO T 209 and either NJDOT B-6 or AASHTO T 331. Perform testing for draindown according to NJDOT B-7 or NJDOT B-8.

902.04.03 Sampling and Testing

THE FIRST PARAGRAPH IS CHANGED TO:

Ensure that the mix meets the requirements as specified in 902.02.04.A, otherwise the RE or ME will reject the material. Maintain the temperature of the mix between 300 °F and 330 °F. Perform and meet requirements for quality control testing as specified in 902.02.04.C.

THE SECOND PARAGRAPH IS CHANGED TO:

During production, the ME will take one random acceptance sample from each 700 tons of production to verify composition. Conduct draindown tests as directed by the ME.

902.05.01 Composition of Mixture

THE FIFTH PARAGRAPH IS CHANGED TO:

For fine aggregate, use stone sand conforming to 901.05.02. Ensure that the combined fine aggregate in the mixture conforms to the requirements in Table 902.02.02-2.

902.05.02 Mix Design

THE FIRST PARAGRAPH IS CHANGED TO:

Design the SMA to meet the requirements in Table 902.05.02-1 and Table 902.05.02-2. Prepare the JMF according to AASHTO R 46. Determine the JMF at 4 percent air voids and 75 gyrations of the Superpave gyratory compactor.

TABLE 902.05.02-2 IS CHANGED TO:

Table 902.05.02-2 SMA Mixtures Volumetrics For Design and Plant Production

Property	Production Control Tolerances	Requirement
Air Voids	±1%	4.0%
Voids in Mineral Aggregate (VMA)	-	17.0% minimum
VCA _{mix}	-	Less than VCA _{dry}
Draindown @ production temperature	-	0.30% maximum
Asphalt Binder Content (NJDOT B-5)	±0.15%	6% minimum
Asphalt Binder Content (AASHTO T 308)	±0.40%	6% minimum
Tensile Strength Ratio (AASHTO T 283)	-	80% minimum

902.05.03 Sampling and Testing

THE FOLLOWING IS ADDED TO THE FIRST PARAGRAPH:

Ensure that the mix meets the requirements as specified in 902.02.04.A, otherwise the RE or ME will reject the material.

THE SECOND PARAGRAPH IS CHANGED TO:

During production at the plant, the ME will take a sample from each 700 tons of production to verify composition and air voids. Conduct draindown, VCA_{mix}, VCA_{dry}, and VMA testing as directed by the ME. Perform tests according to AASHTO R 46.

THE FOURTH PARAGRAPH IS CHANGED TO:

The ME will perform sampling according to NJDOT B-2 or ASTM D 3665, and will perform testing for composition according to AASHTO T 308, or NJDOT B-5. The ME will determine bulk specific gravity of the compacted sample according to AASHTO T 166 or AASHTO T 331. The ME will use the most current QC maximum specific gravity test result, obtained according to AASHTO T 209, in calculating the volumetric properties of the SMA. Perform testing for draindown according to AASHTO T 305.

902.06.03 Sampling and Testing

THE FOLLOWING IS ADDED TO THE FIRST PARAGRAPH:

Ensure that the mix meets the requirements as specified in 902.02.04.A, except that the temperature of the mix at discharge is required to be between 230 °F and 275 °F, otherwise the RE or ME will reject the material.

THE SECOND PARAGRAPH IS CHANGED TO:

During production, the ME will take one random acceptance sample from each 700 tons of production to verify composition. Conduct draindown tests as directed by the ME.

SECTION 903 – CONCRETE

903.03.06 Tables

Table 903.03.06-2 Requirements for Structural Concrete Items

THE SEVENTH LINE UNDER CAST-IN-PLACE ITEMS IS CHANGED TO:

Table 903.03.06-2 Requirements for Structural Concrete Items				
	Concrete Class	Slump ¹ (inches)	Percent Air Entrainment for Coarse Aggregate ¹	
			No. 57 & No. 67	No. 8
Decks, Sidewalks, Curbs, Parapets, Concrete Patch	A	3 ± 1	6.0 ± 1.5	7.0 ± 1.5

903.05.04 Control and Acceptance Testing Requirements

THE SUPERScript REFERENCE NO. 4 UNDER TABLE 903.05.04-1 IS CHANGED TO:

4. For chloride permeability testing, the ME will mold 4 additional cylinders, taking 2 cylinders each from 2 randomly selected delivery trucks for testing at 56-days.

THE FOURTH PARAGRAPH IS CHANGED TO:

If, upon testing at 56 days, 1 or more individual test results exceed 2000 coulombs, the RE may:

1. Require that the Contractor remove and replace the defective lot, or
2. Allow the Contractor to submit a corrective action plan for approval.

SECTION 905 – REINFORCEMENT METALS

905.01.03 Welded Wire Reinforcement

THE SECOND PARAGRAPH IS CHANGED TO:

When approved as an alternate to galvanized reinforcement bars, use galvanized welded wire reinforcement that meets the requirements of ASTM A 641, Table 1, Class 1.

SECTION 911 – SIGNS, SIGN SUPPORTS, AND DELINEATORS

911.02.02 Breakaway Sign Supports for Ground Mounted Signs

THE ENTIRE SUBPART IS CHANGED TO:

Fabricate and construct breakaway sign supports for ground mounted signs using materials conforming to the requirements in Table 911.02.02-1.

Table 911.02.02-1 Materials for Breakaway Sign Supports

Item	Test Method	Type or Grade	Galvanizing
Aluminum Materials (other than bracket)	911.01.01		
Bracket	B308	6061-T6	
Structural steel shapes	ASTM A709	Grade 36	ASTM A123
Steel Sheet	ASTM A1011	Grade 36	ASTM A 653
Bolts (except special bolt for coupling)	ASTM A325		ASTM A153
Special bolt for coupling	ASTM A449		ASTM A153
Cap Screw	ASTM A307		ASTM A153
Lock Washer	ANSI B18-21-1		ASTM A153
Nut	ASTM A563	Grade DH	ASTM A153
Coupling	AMS 6378 F		ASTM A153
Steel Hinge Plate	AISI 4130		ASTM 123
Anchor Rod	AISI 1045		
Anchor Coil	AISI 1008		
Anchor Washer	908.04		
Anchor Ferrule	908.04		

Submit mill certificates for the component materials.

911.02.03 Non-Breakaway Sign Supports for Ground Mounted Signs

THE TEXT OF THIS SUBPART IS DELETED.

THIS SUBPART IS INTENTIONALLY LEFT BLANK

911.03 FLEXIBLE DELINEATORS

1. Delineator Dimensions.

b. Guide Rail Mounted.

THE ENTIRE TEXT IS CHANGED TO:

Ensure that the unit for beam guide rail mounted flexible delineators has a minimum width of 3 inches and a minimum thickness of 0.100 inch. Use units of a height that will ensure that the top of the reflective area is 5 ± 2 inches above the top of post.

Design the base of the unit to mount over the I-beam blockout or to the top of a wood or synthetic blockout, of the beam guide rail.

THE FOLLOWING IS ADDED:

- d. **Construction Barrier Curb Mounted.** For construction barrier curb top mounted flexible delineators, use a delineator that is 6 x 12 inches with a minimum thickness of 0.100 inch. For construction barrier curb side mounted flexible delineators, use a delineator that is 3-1/2 x 3-1/2 inches with a minimum thickness of 0.100 inch, and that has a base that forms a "T" shape with the panel for mounting on the barrier curb and is flexible or hinged so as to return to its original position after being struck.

4. **Retroreflective Sheeting.**

b. **Guide Rail Mounted.**

THE ENTIRE TEXT IS CHANGED TO:

Ensure that the sheeting is a minimum of 3 inches square and is mounted on the upper portion of the delineator.

THE FOLLOWING IS ADDED:

- d. **Construction Barrier Curb Mounted.** Ensure that the sheeting for top mounted flexible delineators is 6 x 12 inches and the sheeting for side mounted flexible delineators is 3-1/2 x 3-1/2 inches.

Submit a certification of compliance, as specified in 106.07, for delineators.

SECTION 912 – PAINTS, COATINGS, TRAFFIC STRIPES, AND TRAFFIC MARKINGS

912.03.01 Epoxy Traffic Stripes

B. Glass Beads.

THE FOLLOWING IS ADDED TO THE FIRST PARAGRAPH:

Ensure that glass beads do not contain more than 200 ppm of lead, 200 ppm of antimony, or 200 ppm of arsenic.

912.03.02 Thermoplastic Traffic Markings

THE FOLLOWING IS ADDED TO THE FIRST PARAGRAPH:

Ensure that glass beads do not contain more than 200 ppm of lead, 200 ppm of antimony, or 200 ppm of arsenic.

912.04.01 Latex Paint

THE FOLLOWING IS ADDED TO THE SECOND PARAGRAPH:

Ensure that glass beads do not contain more than 200 ppm of lead, 200 ppm of antimony, or 200 ppm of arsenic.

SECTION 916 – FIBERGLASS COMPOSITE MATERIALS

THE FOLLOWING SUBSECTION IS ADDED:

916.04 FIBERGLASS PIPE PILES

Provide fiberglass pipe piles (FPP) consisting of a hollow fiberglass tube that can be driven to plan requirements and can remain unfilled or be filled after being driven with concrete class "A". Ensure that the FPP conforms to the following material properties prior to being filled with concrete:

1. **Composite Tubes.** Produce composite tubes of composite fiber reinforced polymer materials that have been formed by means of pultrusion, filament winding, or resin infusion molding processes. In the shell, incorporate E-Glass or other continuous fiber reinforcement that is impregnated with vinyl ester, polyester, or epoxy resin. Ensure that the wall is 50 to 70 percent glass with a minimum of 25 percent resin by weight.

Ensure that the tubes to be used in the FPP provide sufficient cross-section and strength to withstand stresses incurred during fabrication, handling, and driving of the piles to the required resistance.

Manufacture the composite tubes according to the tolerances specified in Table 916.04-1.

Table 916.04-1 Tolerances for Composite Tubes	
Property	Tolerance
Minimum Length	+1 foot, -0 inches
Maximum Sweep ¹	0.08% of total length
Ends out of Square	1.0% of diameter

¹ Sweep is the deviation from straightness, measured at several points around the pile circumference while the pile is not subjected to bending stresses.

In the manufacture of composite tubes, use fiberglass products specified in Table 916.04-2 and conforming ASTM D 2310 or ASTM D 2996. Include an ultraviolet inhibitor in the fiberglass resin.

Table 916.04-2 Requirements for Fiberglass Tubes	
Class	RTRP (reinforced thermosetting resin pipe)
Type	Type I (filament wound)
Grade	Grade 1 (glass fiber reinforced epoxy resin pipe) Grade 2 (glass fiber reinforced polyester resin pipe), or vinylester resin

Manufacture fiberglass tubes to conform to the physical properties specified in Table 916.04-3.

Table 916.04-3 Physical Properties of Fiberglass Tube				
			Nominal Tube Diameter	
	Stress Direction	Test Method	12-inch	16-inch
Elastic Moduli (ksi)	axial-compression	ASTM D 2105	2,900	3,000
Strength (ksi)	axial-tensile	ASTM D 638	40	40
	axial-compressive	ASTM D 6641/ D 695 ¹	40	40
	Flexural	ASTM D 790	52	58
Stiffness EI (kip-in ²)		ASTM D 6109	670,420	2,190,000
Allowable Moment (kip-ft)			60	150
Moment of Inertia (in ⁴)			232	730
Section Modulus (in ³)			38.6	91.5
Wall thickness			0.375	0.5

¹ Modify ASTM D 695 as follows:

^{1.1} Test Specimen Dimensions: Diameter is equal to full diameter of tube being tested and Height is equal to 1 inch.

^{1.2} Do not use the compression tool described in ASTM D 695. Center the specimen in the compression testing machine and place a steel plate on top of the specimen to distribute the load from the test machine.

2. **Coating.** Apply an ultraviolet resistant film coating of a minimum 3-mil thickness to portions of piles remaining exposed after installation. Use a coating that has a permanent color of gray or black.
3. **Allowable Degradation.** Ensure that the total ultraviolet resistance provided by resin inhibitors and color film is sufficient to limit the loss of properties as specified in Table 916.04-4. Conduct exposure testing according to one of the following ASTM methods: G 152, G 155, G 154, or B 117.

Table 916.04-4 Allowable Degradation of Coated Composite Tube ¹		
Property	Test Method	Maximum Allowable Loss
Axial Tensile Strength Loss	ASTM D 2105	10%
Axial Compressive Strength Loss	ASTM D 695 ²	10%
Hoop Tensile Strength Loss	ASTM D 1599	10%
Color Film Adhesion Loss	ASTM D 4541	10%

¹ After exposure to light and salt spray for a duration of 3600 hours

² Modify ASTM D 695 as follows:

^{2.1} Test Specimen Dimensions: Diameter is equal to full diameter of tube being tested and Height is equal to 1

inch.

^{2.2} Do not use the compression tool described in ASTM D 695. Center the specimen in the compression testing machine and place a steel plate on top of the specimen to distribute the load from the test machine.

4. **Dimensional and Physical Stability.** Ensure that the dimensional and physical stability of materials used in the manufacture of composite piles conforms to the evaluation criteria of ASTM D 696.
5. **Concrete.** For infilling of FPP, use Class A concrete as specified in 903.03 to the required depth as designated on construction plans. In addition, use a composite tube with a textured inside surface, a chemical bonding agent, or shrinkage compensating concrete to establish a positive connection between the composite tube and concrete core to ensure composite action.
6. **Ultimate Flexural Strength.** Ensure that the ultimate flexural strength value for a 12-inch nominal dimension FCCP is at least 1900 inch-kips. For design of cyclically loaded bridge pier protection applications, assume an ultimate flexural strength value for the FCCP of 1400 inch-kips.

Submit a certification of compliance, as specified in 106.07, with the test results for the fiberglass composite material properties and the concrete infill compressive strengths of the FPP attached.

THE FOLLOWING SUBSECTION IS ADDED:

916.05 FIBERGLASS SHEETING

Provide materials conforming to the requirements in Table 916.05-1 and Table 916.05-2 or as shown on the Plans. The sheeting material shall be engineered composite material from a resin and fiber matrix having minimum physical and mechanical properties as detailed in Table 916.05-1 and Table 916.05-2 respectively. Sheeting profile shall be manufactured with an interlocking feature that ensures adjacent panels maintain alignment. The sheeting shall be free from visible cracks and other adverse defects pre and post-installation.

Properties	Values
Min. Depth of Section (in)	8.0
Min. Effective Width of Section (in)	18.0
Weight (lbs/ft ²)	3.22
Flange Thickness (in)	0.3
Web Thickness (in)	0.4
Moment of Inertia (in ⁴ /ft)	52
Section Modulus (in ³ /ft)	8.0
Webs Per Foot of Wall	1.5
Profile/Patented Features	Z-Profile

Properties	Values	Test Method
Allowable Bending Moment (ft-lb/ft)	9,000	-
Allowable Shear Strength (lbs/ft)	20,000	-
Average Modulus of Elasticity (lbs/in ²)	3,200,000	-
Tensile Modulus (lbs/in ²)	1,500,000	ASTM D 638
Compression Modulus (lbs/in ²)	1,500,000	ASTM D 6641/D 695
Allowable Tensile Strength (lbs/in ²)	10,000	ASTM D 638
Allowable Compression Strength (lbs/in ²)	25,000	ASTM D 6641/D 695

Web Buckling Capacity (lbs/ft)	2,400	ASTM D 2790
In-Plane Shear Strength (lbs/in ²)	5,000	ASTM D 5379

Resins shall be high performance, exhibiting low water absorption, high UV resistance, high heat distortion temperatures, high elongation as well as high impact strength.

SECTION 917 – LANDSCAPING MATERIALS

917.05 SEED MIXTURES

917.05.01 Grass Seed Mixtures

REPLACE TABLE 917.05.01-4 TYPE B GRASS SEED MIXTURE WITH THE FOLLOWING:

Table 917.05.01-4 Type B Grass Seed Mixture			
Kind of Seed	Minimum Purity, Percent	Minimum Germination, Percent	Percent of Total Weight of Mixture
Redtop	92	85	10
Red Fescues (Creeping or Chewings)	95	80	55
Blackwells Switchgrass	95	85	15
Perennial Ryegrass	98	85	5
Kentucky 31	95	80	15

SECTION 918 – ELECTRICAL MATERIALS

918.12 PEDESTALS, POLES, TRANSFORMER BASES, AND MAST BRACKET ARMS

THE FIRST SENTENCE OF THE FIRST PARAGRAPH IS CHANGED TO:

Fabricate pedestals, poles, transformer bases, and mast bracket arms for traffic signal, highway lighting, and camera standards with materials according to the appropriate ASTM standard and the AASHTO Standard Specifications for Structural Supports for Highway Signs, Luminaires and Traffic Signals.

DIVISION 1000 – EQUIPMENT

SECTION 1009 – HMA PLANT EQUIPMENT

1009.01 HMA PLANT

A. Requirements for HMA Mixing Plants.

THE FOLLOWING IS ADDED AFTER THE SECOND PARAGRAPH:

The HMA producer is required to have a quality control (QC) program plan approved annually by the ME as per Materials Approval Procedure MAP-102. The HMA producer is required to ensure that the QC plan conforms to the requirements outlined in the report entitled "Hot Mix Asphalt Quality Control Program Plan" prepared by the Department of Transportation and New Jersey Asphalt Paving Association. Failure to follow these requirements will result in rejection of HMA materials supplied by the HMA producer and removal of the HMA supplier from the QPL.

NJDOT TEST METHODS

NJDOT R-1 – OPERATING INERTIAL PROFILER SYSTEMS FOR EVALUATING PAVEMENT PROFILES

THIS ENTIRE TEST METHOD IS CHANGED TO:

- A. Scope.** This test method describes the procedure for operating, verifying the calibration of an ASTM E 950 Class 1 Inertial Profiler System (IPS) and testing riding surface for pavement profiles evaluation.
- B. Apparatus.** Use an IPS that meets the requirements of AASHTO M 328 and ASTM E 950, Class 1 and the following:
1. Certify the IPS according to AASHTO R 56 at least every 2 years. If a system component is replaced, re-certify the system. Perform the certification at a site approved by the Department.
 2. The data system provides the raw profile data in an ASCII format acceptable to the Department.
 3. The computer program uses a high-pass filter set at 300 feet and reads an ASCII or text file for computing the International Roughness Index (IRI) in inches per mile.
 4. The current version of *ROADRUF*, *ProVal*, or other Department approved pavement profile analysis software is used to compute the IRI.
- C. Procedure.** Perform the following steps:
1. Operate the IPS according to AASHTO R 57 and ASTM E 950.
 2. On a daily basis before data collection, check the equipment and operating system for operational stability and calibration. Perform necessary calibration procedures according to equipment manufacturer's procedures and applicable standards. Operators shall maintain a log documenting the calibration history.
 3. Ensure that the operators of the IPS have completed a profile training course, such as NHI Course 131100, have been trained specifically on the IPS they will be operating, and are proficient in the operation of the IPS.
 4. Make provisions to automatically start and stop the IPS recording at the beginning and end of testing.
 5. Ensure retroreflective traffic striping tape or other approved mechanism is placed at the beginning and end of each direction of travel for automatically triggering the start and stop of profile measurements.
 6. Collect at least 0.05-mile of data before the area to be tested to allow the system to stabilize before profile measurements are obtained. Collect data in a continuous run through the length to be tested. If the run is interrupted, discard the results and re-run the length.
 7. Test the full extent of each wheel path of each lane in the longitudinal direction of travel. The wheel path is defined as being located approximately 3 feet on each side of the centerline of the lane and extending for the full length of the lane. Lanes are defined by striping.
 8. Run three tests each wheel path and report average of three runs each wheel path.
 9. Exclude locations where the traffic striping includes turn lanes that cause the through traffic lane to cross over a longitudinally paved joint, ramps, and lanes such as acceleration and deceleration lanes of less than 1,000 feet of continuous through treatment.
 10. Report single IRI value average of 3 runs unless otherwise directed. The single IRI value shall be each 0.01 mile length for each lane, ramp, and shoulder and 0.005 mile for each overlaid bridge structure.

FHWA ATTACHMENT NO. 1

REQUIRED CONTRACT PROVISIONS FEDERAL-AID CONSTRUCTION CONTRACTS

- I. General
- II. Nondiscrimination
- III. Nonsegregated Facilities
- IV. Davis-Bacon and Related Act Provisions
- V. Contract Work Hours and Safety Standards Act Provisions
- VI. Subletting or Assigning the Contract
- VII. Safety: Accident Prevention
- VIII. False Statements Concerning Highway Projects
- IX. Implementation of Clean Air Act and Federal Water Pollution Control Act
- X. Compliance with Government wide Suspension and Debarment Requirements
- XI. Certification Regarding Use of Contract Funds for Lobbying

ATTACHMENTS

A. Employment and Materials Preference for Appalachian Development Highway System or Appalachian Local Access Road Contracts (included in Appalachian contracts only)

I. GENERAL

1. Form FHWA-1273 must be physically incorporated in each construction contract funded under Title 23 (excluding emergency contracts solely intended for debris removal). The contractor (or subcontractor) must insert this form in each subcontract and further require its inclusion in all lower tier subcontracts (excluding purchase orders, rental agreements and other agreements for supplies or services).

The applicable requirements of Form FHWA-1273 are incorporated by reference for work done under any purchase order, rental agreement or agreement for other services. The prime contractor shall be responsible for compliance by any subcontractor, lower-tier subcontractor or service provider.

Form FHWA-1273 must be included in all Federal-aid design-build contracts, in all subcontracts and in lower tier subcontracts (excluding subcontracts for design services, purchase orders, rental agreements and other agreements for supplies or services). The design-builder shall be responsible for compliance by any subcontractor, lower-tier subcontractor or service provider.

Contracting agencies may reference Form FHWA-1273 in bid proposal or request for proposal documents, however, the Form FHWA-1273 must be physically incorporated (not referenced) in all contracts, subcontracts and lower-tier subcontracts (excluding purchase orders, rental agreements and other agreements for supplies or services related to a construction contract).

2. Subject to the applicability criteria noted in the following sections, these contract provisions shall apply to all work performed on the contract by the contractor's own organization and with the assistance of workers under the contractor's immediate superintendence and to all work performed on the contract by piecework, station work, or by subcontract.

3. A breach of any of the stipulations contained in these Required Contract Provisions may be sufficient grounds for withholding of progress payments, withholding of final payment, termination of the contract, suspension / debarment or any other action determined to be appropriate by the contracting agency and FHWA.

4. Selection of Labor: During the performance of this contract, the contractor shall not use convict labor for any purpose within the limits of a construction project on a Federal-aid highway unless it is labor performed by convicts who are on parole, supervised release, or probation. The term Federal-aid highway does not include roadways functionally classified as local roads or rural minor collectors.

II. NONDISCRIMINATION

The provisions of this section related to 23 CFR Part 230 are applicable to all Federal-aid construction contracts and to all related construction subcontracts of \$10,000 or more. The provisions of 23 CFR Part 230 are not applicable to material supply, engineering, or architectural service contracts.

In addition, the contractor and all subcontractors must comply with the following policies: Executive Order 11246, 41 CFR 60, 29 CFR 1625-1627, Title 23 USC Section 140, the Rehabilitation Act of 1973, as amended (29 USC 794), Title VI of the Civil Rights Act of 1964, as amended, and related regulations including 49 CFR Parts 21, 26 and 27; and 23 CFR Parts 200, 230, and 633.

The contractor and all subcontractors must comply with: the requirements of the Equal Opportunity Clause in 41 CFR 60-1.4(b) and, for all construction contracts exceeding \$10,000, the Standard Federal Equal Employment Opportunity Construction Contract Specifications in 41 CFR 60-4.3.

Note: The U.S. Department of Labor has exclusive authority to determine compliance with Executive Order 11246 and the policies of the Secretary of Labor including 41 CFR 60, and 29 CFR 1625-1627. The contracting agency and the FHWA have the authority and the responsibility to ensure compliance with Title 23 USC Section 140, the Rehabilitation Act of 1973, as amended (29 USC 794), and Title VI of the Civil Rights Act of 1964, as amended, and related regulations including 49 CFR Parts 21, 26 and 27; and 23 CFR Parts 200, 230, and 633.

The following provision is adopted from 23 CFR 230, Appendix A, with appropriate revisions to conform to the U.S. Department of Labor (US DOL) and FHWA requirements.

1. Equal Employment Opportunity: Equal employment opportunity (EEO) requirements not to discriminate and to take affirmative action to assure equal opportunity as set forth under laws, executive orders, rules, regulations (28 CFR 35, 29 CFR 1630, 29 CFR 1625-1627, 41 CFR 60 and 49 CFR 27) and orders of the Secretary of Labor as modified by the provisions prescribed herein, and imposed pursuant to 23 U.S.C. 140 shall constitute the EEO and specific affirmative action standards for the contractor's project activities under

this contract. The provisions of the Americans with Disabilities Act of 1990 (42 U.S.C. 12101 et seq.) set forth under 28 CFR 35 and 29 CFR 1630 are incorporated by reference in this contract. In the execution of this contract, the contractor agrees to comply with the following minimum specific requirement activities of EEO:

a. The contractor will work with the contracting agency and the Federal Government to ensure that it has made every good faith effort to provide equal opportunity with respect to all of its terms and conditions of employment and in their review of activities under the contract.

b. The contractor will accept as its operating policy the following statement:

"It is the policy of this Company to assure that applicants are employed, and that employees are treated during employment, without regard to their race, religion, sex, color, national origin, age or disability. Such action shall include: employment, upgrading, demotion, or transfer; recruitment or recruitment advertising; layoff or termination; rates of pay or other forms of compensation; and selection for training, including apprenticeship, pre-apprenticeship, and/or on-the-job training."

2. EEO Officer: The contractor will designate and make known to the contracting officers an EEO Officer who will have the responsibility for and must be capable of effectively administering and promoting an active EEO program and who must be assigned adequate authority and responsibility to do so.

3. Dissemination of Policy: All members of the contractor's staff who are authorized to hire, supervise, promote, and discharge employees, or who recommend such action, or who are substantially involved in such action, will be made fully cognizant of, and will implement, the contractor's EEO policy and contractual responsibilities to provide EEO in each grade and classification of employment. To ensure that the above agreement will be met, the following actions will be taken as a minimum:

a. Periodic meetings of supervisory and personnel office employees will be conducted before the start of work and not less often than once every six months, at which time the contractor's EEO policy and its implementation will be reviewed and explained. The meetings will be conducted by the EEO Officer.

b. All new supervisory or personnel office employees will be given a thorough indoctrination by the EEO Officer, covering all major aspects of the contractor's EEO obligations within thirty days following their reporting for duty with the contractor.

c. All personnel who are engaged in direct recruitment for the project will be instructed by the EEO Officer in the contractor's procedures for locating and hiring minorities and women.

d. Notices and posters setting forth the contractor's EEO policy will be placed in areas readily accessible to employees, applicants for employment and potential employees.

e. The contractor's EEO policy and the procedures to implement such policy will be brought to the attention of employees by means of meetings, employee handbooks, or other appropriate means.

4. Recruitment: When advertising for employees, the contractor will include in all advertisements for employees the notation: "An Equal Opportunity Employer." All such advertisements will be placed in publications having a large circulation among minorities and women in the area from which the project work force would normally be derived.

a. The contractor will, unless precluded by a valid bargaining agreement, conduct systematic and direct recruitment through public and private employee referral sources likely to yield qualified minorities and women. To meet this requirement, the contractor will identify sources of potential minority group employees, and establish with such identified sources procedures whereby minority and women applicants may be referred to the contractor for employment consideration.

b. In the event the contractor has a valid bargaining agreement providing for exclusive hiring hall referrals, the contractor is expected to observe the provisions of that agreement to the extent that the system meets the contractor's compliance with EEO contract provisions. Where implementation of such an agreement has the effect of discriminating against minorities or women, or obligates the contractor to do the same, such implementation violates Federal nondiscrimination provisions.

c. The contractor will encourage its present employees to refer minorities and women as applicants for employment. Information and procedures with regard to referring such applicants will be discussed with employees.

5. Personnel Actions: Wages, working conditions, and employee benefits shall be established and administered, and personnel actions of every type, including hiring, upgrading, promotion, transfer, demotion, layoff, and termination, shall be taken without regard to race, color, religion, sex, national origin, age or disability. The following procedures shall be followed:

a. The contractor will conduct periodic inspections of project sites to insure that working conditions and employee facilities do not indicate discriminatory treatment of project site personnel.

b. The contractor will periodically evaluate the spread of wages paid within each classification to determine any evidence of discriminatory wage practices.

c. The contractor will periodically review selected personnel actions in depth to determine whether there is evidence of discrimination. Where evidence is found, the contractor will promptly take corrective action. If the review indicates that the discrimination may extend beyond the actions reviewed, such corrective action shall include all affected persons.

d. The contractor will promptly investigate all complaints of alleged discrimination made to the contractor in connection with its obligations under this contract, will attempt to resolve such complaints, and will take appropriate corrective action within a reasonable time. If the investigation indicates that the discrimination may affect persons other than the complainant, such corrective action shall include such other persons. Upon completion of each investigation, the contractor will inform every complainant of all of their avenues of appeal.

6. Training and Promotion:

a. The contractor will assist in locating, qualifying, and increasing the skills of minorities and women who are applicants for employment or current employees. Such efforts

should be aimed at developing full journey level status employees in the type of trade or job classification involved.

b. Consistent with the contractor's work force requirements and as permissible under Federal and State regulations, the contractor shall make full use of training programs, i.e., apprenticeship, and on-the-job training programs for the geographical area of contract performance. In the event a special provision for training is provided under this contract, this subparagraph will be superseded as indicated in the special provision. The contracting agency may reserve training positions for persons who receive welfare assistance in accordance with 23 U.S.C. 140(a).

c. The contractor will advise employees and applicants for employment of available training programs and entrance requirements for each.

d. The contractor will periodically review the training and promotion potential of employees who are minorities and women and will encourage eligible employees to apply for such training and promotion.

7. Unions: If the contractor relies in whole or in part upon unions as a source of employees, the contractor will use good faith efforts to obtain the cooperation of such unions to increase opportunities for minorities and women. Actions by the contractor, either directly or through a contractor's association acting as agent, will include the procedures set forth below:

a. The contractor will use good faith efforts to develop, in cooperation with the unions, joint training programs aimed toward qualifying more minorities and women for membership in the unions and increasing the skills of minorities and women so that they may qualify for higher paying employment.

b. The contractor will use good faith efforts to incorporate an EEO clause into each union agreement to the end that such union will be contractually bound to refer applicants without regard to their race, color, religion, sex, national origin, age or disability.

c. The contractor is to obtain information as to the referral practices and policies of the labor union except that to the extent such information is within the exclusive possession of the labor union and such labor union refuses to furnish such information to the contractor, the contractor shall so certify to the contracting agency and shall set forth what efforts have been made to obtain such information.

d. In the event the union is unable to provide the contractor with a reasonable flow of referrals within the time limit set forth in the collective bargaining agreement, the contractor will, through independent recruitment efforts, fill the employment vacancies without regard to race, color, religion, sex, national origin, age or disability; making full efforts to obtain qualified and/or qualifiable minorities and women. The failure of a union to provide sufficient referrals (even though it is obligated to provide exclusive referrals under the terms of a collective bargaining agreement) does not relieve the contractor from the requirements of this paragraph. In the event the union referral practice prevents the contractor from meeting the obligations pursuant to Executive Order 11246, as amended, and these special provisions, such contractor shall immediately notify the contracting agency.

8. Reasonable Accommodation for Applicants / Employees with Disabilities: The contractor must be familiar with the requirements for and comply with the Americans with

Disabilities Act and all rules and regulations established there under. Employers must provide reasonable accommodation in all employment activities unless to do so would cause an undue hardship.

9. Selection of Subcontractors, Procurement of Materials and Leasing of Equipment: The contractor shall not discriminate the grounds of race, color, religion, sex, national origin, age or disability in the selection and retention of subcontractors, including procurement of materials and leases of equipment. The contractor shall take all necessary and reasonable steps to ensure nondiscrimination in the administration of this contract.

a. The contractor shall notify all potential subcontractors and suppliers and lessors of their EEO obligations under this contract.

b. The contractor will use good faith efforts to ensure subcontractor compliance with their EEO obligations.

10. Assurance Required by 49 CFR 26.13(b):

a. The requirements of 49 CFR Part 26 and the State DOT's U.S. DOT-approved DBE program are incorporated by reference.

b. The contractor or subcontractor shall not discriminate on the basis of race, color, national origin, or sex in the performance of this contract. The contractor shall carry out applicable requirements of 49 CFR Part 26 in the award and administration of DOT-assisted contracts. Failure by the contractor to carry out these requirements is a material breach of this contract, which may result in the termination of this contract or such other remedy as the contracting agency deems appropriate.

11. Records and Reports: The contractor shall keep such records as necessary to document compliance with the EEO requirements. Such records shall be retained for a period of three years following the date of the final payment to the contractor for all contract work and shall be available at reasonable times and places for inspection by authorized representatives of the contracting agency and the FHWA.

a. The records kept by the contractor shall document the following:

(1) The number and work hours of minority and non-minority group members and women employed in each work classification on the project;

(2) The progress and efforts being made in cooperation with unions, when applicable, to increase employment opportunities for minorities and women; and

(3) The progress and efforts being made in locating, hiring, training, qualifying, and upgrading minorities and women;

b. The contractors and subcontractors will submit an annual report to the contracting agency each July for the duration of the project, indicating the number of minority, women, and non-minority group employees currently engaged in each work classification required by the contract work. This information is to be reported on Form FHWA-1391. The staffing data should represent the project work force on board in all or any part of the last payroll period preceding the end of July. If on-the-job training is being required by special provision, the contractor will be required to collect and report training data. The

employment data should reflect the work force on board during all or any part of the last payroll period preceding the end of July.

III. NONSEGREGATED FACILITIES

This provision is applicable to all Federal-aid construction contracts and to all related construction subcontracts of \$10,000 or more.

The contractor must ensure that facilities provided for employees are provided in such a manner that segregation on the basis of race, color, religion, sex, or national origin cannot result. The contractor may neither require such segregated use by written or oral policies nor tolerate such use by employee custom. The contractor's obligation extends further to ensure that its employees are not assigned to perform their services at any location, under the contractor's control, where the facilities are segregated. The term "facilities" includes waiting rooms, work areas, restaurants and other eating areas, time clocks, restrooms, washrooms, locker rooms, and other storage or dressing areas, parking lots, drinking fountains, recreation or entertainment areas, transportation, and housing provided for employees. The contractor shall provide separate or single-user restrooms and necessary dressing or sleeping areas to assure privacy between sexes.

IV. DAVIS-BACON AND RELATED ACT PROVISIONS

This section is applicable to all Federal-aid construction projects exceeding \$2,000 and to all related subcontracts and lower-tier subcontracts (regardless of subcontract size). The requirements apply to all projects located within the right-of-way of a roadway that is functionally classified as Federal-aid highway. This excludes roadways functionally classified as local roads or rural minor collectors, which are exempt. Contracting agencies may elect to apply these requirements to other projects.

The following provisions are from the U.S. Department of Labor regulations in 29 CFR 5.5 "Contract provisions and related matters" with minor revisions to conform to the FHWA-1273 format and FHWA program requirements.

1. Minimum wages

a. All laborers and mechanics employed or working upon the site of the work, will be paid unconditionally and not less often than once a week, and without subsequent deduction or rebate on any account (except such payroll deductions as are permitted by regulations issued by the Secretary of Labor under the Copeland Act (29 CFR part 3)), the full amount of wages and bona fide fringe benefits (or cash equivalents thereof) due at time of payment computed at rates not less than those contained in the wage determination of the Secretary of Labor which is attached hereto and made a part hereof, regardless of any contractual relationship which may be alleged to exist between the contractor and such laborers and mechanics.

Contributions made or costs reasonably anticipated for bona fide fringe benefits under section 1(b)(2) of the Davis-Bacon Act on behalf of laborers or mechanics are considered wages paid to such laborers or mechanics, subject to the provisions of paragraph 1.d. of this section; also, regular contributions made or costs incurred for more than a weekly period (but not less often than quarterly) under plans, funds, or programs which cover the particular weekly period, are deemed to be

constructively made or incurred during such weekly period. Such laborers and mechanics shall be paid the appropriate wage rate and fringe benefits on the wage determination for the classification of work actually performed, without regard to skill, except as provided in 29 CFR 5.5(a)(4). Laborers or mechanics performing work in more than one classification may be compensated at the rate specified for each classification for the time actually worked therein: Provided, That the employer's payroll records accurately set forth the time spent in each classification in which work is performed. The wage determination (including any additional classification and wage rates conformed under paragraph 1.b. of this section) and the Davis-Bacon poster (WH-1321) shall be posted at all times by the contractor and its subcontractors at the site of the work in a prominent and accessible place where it can be easily seen by the workers.

b. (1) The contracting officer shall require that any class of laborers or mechanics, including helpers, which is not listed in the wage determination and which is to be employed under the contract shall be classified in conformance with the wage determination. The contracting officer shall approve an additional classification and wage rate and fringe benefits therefore only when the following criteria have been met:

(i) The work to be performed by the classification requested is not performed by a classification in the wage determination; and

(ii) The classification is utilized in the area by the construction industry; and

(iii) The proposed wage rate, including any bona fide fringe benefits, bears a reasonable relationship to the wage rates contained in the wage determination.

(2) If the contractor and the laborers and mechanics to be employed in the classification (if known), or their representatives, and the contracting officer agree on the classification and wage rate (including the amount designated for fringe benefits where appropriate), a report of the action taken shall be sent by the contracting officer to the Administrator of the Wage and Hour Division, Employment Standards Administration, U.S. Department of Labor, Washington, DC 20210. The Administrator, or an authorized representative, will approve, modify, or disapprove every additional classification action within 30 days of receipt and so advise the contracting officer or will notify the contracting officer within the 30-day period that additional time is necessary.

(3) In the event the contractor, the laborers or mechanics to be employed in the classification or their representatives, and the contracting officer do not agree on the proposed classification and wage rate (including the amount designated for fringe benefits, where appropriate), the contracting officer shall refer the questions, including the views of all interested parties and the recommendation of the contracting officer, to the Wage and Hour Administrator for determination. The Wage and Hour Administrator, or an authorized representative, will issue a determination within 30 days of receipt and so advise the contracting officer or will notify the contracting officer within the 30-day period that additional time is necessary.

(4) The wage rate (including fringe benefits where appropriate) determined pursuant to paragraphs 1.b.(2) or 1.b.(3) of this section, shall be paid to all workers performing

work in the classification under this contract from the first day on which work is performed in the classification.

c. Whenever the minimum wage rate prescribed in the contract for a class of laborers or mechanics includes a fringe benefit which is not expressed as an hourly rate, the contractor shall either pay the benefit as stated in the wage determination or shall pay another bona fide fringe benefit or an hourly cash equivalent thereof.

d. If the contractor does not make payments to a trustee or other third person, the contractor may consider as part of the wages of any laborer or mechanic the amount of any costs reasonably anticipated in providing bona fide fringe benefits under a plan or program, Provided, That the Secretary of Labor has found, upon the written request of the contractor, that the applicable standards of the Davis-Bacon Act have been met. The Secretary of Labor may require the contractor to set aside in a separate account assets for the meeting of obligations under the plan or program.

2. Withholding

The contracting agency shall upon its own action or upon written request of an authorized representative of the Department of Labor, withhold or cause to be withheld from the contractor under this contract, or any other Federal contract with the same prime contractor, or any other federally-assisted contract subject to Davis-Bacon prevailing wage requirements, which is held by the same prime contractor, so much of the accrued payments or advances as may be considered necessary to pay laborers and mechanics, including apprentices, trainees, and helpers, employed by the contractor or any subcontractor the full amount of wages required by the contract. In the event of failure to pay any laborer or mechanic, including any apprentice, trainee, or helper, employed or working on the site of the work, all or part of the wages required by the contract, the contracting agency may, after written notice to the contractor, take such action as may be necessary to cause the suspension of any further payment, advance, or guarantee of funds until such violations have ceased.

3. Payrolls and basic records

a. Payrolls and basic records relating thereto shall be maintained by the contractor during the course of the work and preserved for a period of three years thereafter for all laborers and mechanics working at the site of the work. Such records shall contain the name, address, and social security number of each such worker, his or her correct classification, hourly rates of wages paid (including rates of contributions or costs anticipated for bona fide fringe benefits or cash equivalents thereof of the types described in section 1(b)(2)(B) of the Davis-Bacon Act), daily and weekly number of hours worked, deductions made and actual wages paid. Whenever the Secretary of Labor has found under 29 CFR 5.5(a)(1)(iv) that the wages of any laborer or mechanic include the amount of any costs reasonably anticipated in providing benefits under a plan or program described in section 1(b)(2)(B) of the Davis-Bacon Act, the contractor shall maintain records which show that the commitment to provide such benefits is enforceable, that the plan or program is financially responsible, and that the plan or program has been communicated in writing to the laborers or mechanics affected, and records which show the costs anticipated or the actual cost incurred in providing such benefits. Contractors employing apprentices or trainees under approved programs shall maintain written evidence of the registration of apprenticeship programs and certification of

trainee programs, the registration of the apprentices and trainees, and the ratios and wage rates prescribed in the applicable programs.

b. (1) The contractor shall submit weekly for each week in which any contract work is performed a copy of all payrolls to the contracting agency. The payrolls submitted shall set out accurately and completely all of the information required to be maintained under 29 CFR 5.5(a)(3)(i), except that full social security numbers and home addresses shall not be included on weekly transmittals. Instead the payrolls shall only need to include an individually identifying number for each employee (e.g., the last four digits of the employee's social security number). The required weekly payroll information may be submitted in any form desired. Optional Form WH-347 is available for this purpose from the Wage and Hour Division Web site at <http://www.dol.gov/esa/whd/forms/wh347instr.htm> or its successor site. The prime contractor is responsible for the submission of copies of payrolls by all subcontractors. Contractors and subcontractors shall maintain the full social security number and current address of each covered worker, and shall provide them upon request to the contracting agency for transmission to the State DOT, the FHWA or the Wage and Hour Division of the Department of Labor for purposes of an investigation or audit of compliance with prevailing wage requirements. It is not a violation of this section for a prime contractor to require a subcontractor to provide addresses and social security numbers to the prime contractor for its own records, without weekly submission to the contracting agency..

(2) Each payroll submitted shall be accompanied by a "Statement of Compliance," signed by the contractor or subcontractor or his or her agent who pays or supervises the payment of the persons employed under the contract and shall certify the following:

(i) That the payroll for the payroll period contains the information required to be provided under §5.5 (a)(3)(ii) of Regulations, 29 CFR part 5, the appropriate information is being maintained under §5.5 (a)(3)(i) of Regulations, 29 CFR part 5, and that such information is correct and complete;

(ii) That each laborer or mechanic (including each helper, apprentice, and trainee) employed on the contract during the payroll period has been paid the full weekly wages earned, without rebate, either directly or indirectly, and that no deductions have been made either directly or indirectly from the full wages earned, other than permissible deductions as set forth in Regulations, 29 CFR part 3;

(iii) That each laborer or mechanic has been paid not less than the applicable wage rates and fringe benefits or cash equivalents for the classification of work performed, as specified in the applicable wage determination incorporated into the contract.

(3) The weekly submission of a properly executed certification set forth on the reverse side of Optional Form WH-347 shall satisfy the requirement for submission of the "Statement of Compliance" required by paragraph 3.b.(2) of this section.

(4) The falsification of any of the above certifications may subject the contractor or subcontractor to civil or criminal prosecution under section 1001 of title 18 and section 231 of title 31 of the United States Code.

c. The contractor or subcontractor shall make the records required under paragraph 3.a. of this section available for inspection, copying, or transcription by authorized representatives of the contracting agency, the State DOT, the FHWA, or the Department of Labor, and shall permit such representatives to interview employees during working hours on the job. If the contractor or subcontractor fails to submit the required records or to make them available, the FHWA may, after written notice to the contractor, the contracting agency or the State DOT, take such action as may be necessary to cause the suspension of any further payment, advance, or guarantee of funds. Furthermore, failure to submit the required records upon request or to make such records available may be grounds for debarment action pursuant to 29 CFR 5.12.

4. Apprentices and trainees

a. Apprentices (programs of the USDOL).

Apprentices will be permitted to work at less than the predetermined rate for the work they performed when they are employed pursuant to and individually registered in a bona fide apprenticeship program registered with the U.S. Department of Labor, Employment and Training Administration, Office of Apprenticeship Training, Employer and Labor Services, or with a State Apprenticeship Agency recognized by the Office, or if a person is employed in his or her first 90 days of probationary employment as an apprentice in such an apprenticeship program, who is not individually registered in the program, but who has been certified by the Office of Apprenticeship Training, Employer and Labor Services or a State Apprenticeship Agency (where appropriate) to be eligible for probationary employment as an apprentice.

The allowable ratio of apprentices to journeymen on the job site in any craft classification shall not be greater than the ratio permitted to the contractor as to the entire work force under the registered program. Any worker listed on a payroll at an apprentice wage rate, who is not registered or otherwise employed as stated above, shall be paid not less than the applicable wage rate on the wage determination for the classification of work actually performed. In addition, any apprentice performing work on the job site in excess of the ratio permitted under the registered program shall be paid not less than the applicable wage rate on the wage determination for the work actually performed. Where a contractor is performing construction on a project in a locality other than that in which its program is registered, the ratios and wage rates (expressed in percentages of the journeyman's hourly rate) specified in the contractor's or subcontractor's registered program shall be observed.

Every apprentice must be paid at not less than the rate specified in the registered program for the apprentice's level of progress, expressed as a percentage of the journeymen hourly rate specified in the applicable wage determination. Apprentices shall be paid fringe benefits in accordance with the provisions of the apprenticeship program. If the apprenticeship program does not specify fringe benefits, apprentices must be paid the full amount of fringe benefits listed on the wage determination for the applicable classification. If the Administrator determines that a different practice prevails for the applicable apprentice classification, fringes shall be paid in accordance with that determination.

In the event the Office of Apprenticeship Training, Employer and Labor Services, or a State Apprenticeship Agency recognized by the Office, withdraws approval of an apprenticeship program, the contractor will no longer be

permitted to utilize apprentices at less than the applicable predetermined rate for the work performed until an acceptable program is approved.

b. Trainees (programs of the USDOL).

Except as provided in 29 CFR 5.16, trainees will not be permitted to work at less than the predetermined rate for the work performed unless they are employed pursuant to and individually registered in a program which has received prior approval, evidenced by formal certification by the U.S. Department of Labor, Employment and Training Administration.

The ratio of trainees to journeymen on the job site shall not be greater than permitted under the plan approved by the Employment and Training Administration.

Every trainee must be paid at not less than the rate specified in the approved program for the trainee's level of progress, expressed as a percentage of the journeyman hourly rate specified in the applicable wage determination. Trainees shall be paid fringe benefits in accordance with the provisions of the trainee program. If the trainee program does not mention fringe benefits, trainees shall be paid the full amount of fringe benefits listed on the wage determination unless the Administrator of the Wage and Hour Division determines that there is an apprenticeship program associated with the corresponding journeyman wage rate on the wage determination which provides for less than full fringe benefits for apprentices. Any employee listed on the payroll at a trainee rate who is not registered and participating in a training plan approved by the Employment and Training Administration shall be paid not less than the applicable wage rate on the wage determination for the classification of work actually performed. In addition, any trainee performing work on the job site in excess of the ratio permitted under the registered program shall be paid not less than the applicable wage rate on the wage determination for the work actually performed.

In the event the Employment and Training Administration withdraws approval of a training program, the contractor will no longer be permitted to utilize trainees at less than the applicable predetermined rate for the work performed until an acceptable program is approved.

c. Equal employment opportunity. The utilization of apprentices, trainees and journeymen under this part shall be in conformity with the equal employment opportunity requirements of Executive Order 11246, as amended, and 29 CFR part 30.

d. Apprentices and Trainees (programs of the U.S. DOT).

Apprentices and trainees working under apprenticeship and skill training programs which have been certified by the Secretary of Transportation as promoting EEO in connection with Federal-aid highway construction programs are not subject to the requirements of paragraph 4 of this Section IV. The straight time hourly wage rates for apprentices and trainees under such programs will be established by the particular programs. The ratio of apprentices and trainees to journeymen shall not be greater than permitted by the terms of the particular program.

5. Compliance with Copeland Act requirements. The contractor shall comply with the requirements of 29 CFR part 3, which are incorporated by reference in this contract.

6. Subcontracts. The contractor or subcontractor shall insert Form FHWA-1273 in any subcontracts and also require the subcontractors to include Form FHWA-1273 in any lower tier subcontracts. The prime contractor shall be responsible for the compliance by any subcontractor or lower tier subcontractor with all the contract clauses in 29 CFR 5.5.

7. Contract termination; debarment. A breach of the contract clauses in 29 CFR 5.5 may be grounds for termination of the contract, and for debarment as a contractor and a subcontractor as provided in 29 CFR 5.12.

8. Compliance with Davis-Bacon and Related Act requirements. All rulings and interpretations of the Davis-Bacon and Related Acts contained in 29 CFR parts 1, 3, and 5 are herein incorporated by reference in this contract.

9. Disputes concerning labor standards. Disputes arising out of the labor standards provisions of this contract shall not be subject to the general disputes clause of this contract. Such disputes shall be resolved in accordance with the procedures of the Department of Labor set forth in 29 CFR parts 5, 6, and 7. Disputes within the meaning of this clause include disputes between the contractor (or any of its subcontractors) and the contracting agency, the U.S. Department of Labor, or the employees or their representatives.

10. Certification of eligibility.

a. By entering into this contract, the contractor certifies that neither it (nor he or she) nor any person or firm who has an interest in the contractor's firm is a person or firm ineligible to be awarded Government contracts by virtue of section 3(a) of the Davis-Bacon Act or 29 CFR 5.12(a)(1).

b. No part of this contract shall be subcontracted to any person or firm ineligible for award of a Government contract by virtue of section 3(a) of the Davis-Bacon Act or 29 CFR 5.12(a)(1).

c. The penalty for making false statements is prescribed in the U.S. Criminal Code, 18 U.S.C. 1001.

V. CONTRACT WORK HOURS AND SAFETY STANDARDS ACT

The following clauses apply to any Federal-aid construction contract in an amount in excess of \$100,000 and subject to the overtime provisions of the Contract Work Hours and Safety Standards Act. These clauses shall be inserted in addition to the clauses required by 29 CFR 5.5(a) or 29 CFR 4.6. As used in this paragraph, the terms laborers and mechanics include watchmen and guards.

1. Overtime requirements. No contractor or subcontractor contracting for any part of the contract work which may require or involve the employment of laborers or mechanics shall require or permit any such laborer or mechanic in any workweek in which he or she is employed on such work to work in excess of forty hours in such workweek unless such laborer or mechanic receives compensation at a rate not less than one and one-half times the basic rate of pay for all hours worked in excess of forty hours in such workweek.

2. Violation; liability for unpaid wages; liquidated damages. In the event of any violation of the clause set forth in paragraph (1.) of this section, the contractor and any subcontractor responsible therefor shall be liable for the unpaid wages. In addition, such contractor and subcontractor

shall be liable to the United States (in the case of work done under contract for the District of Columbia or a territory, to such District or to such territory), for liquidated damages. Such liquidated damages shall be computed with respect to each individual laborer or mechanic, including watchmen and guards, employed in violation of the clause set forth in paragraph (1.) of this section, in the sum of \$10 for each calendar day on which such individual was required or permitted to work in excess of the standard workweek of forty hours without payment of the overtime wages required by the clause set forth in paragraph (1.) of this section.

3. Withholding for unpaid wages and liquidated damages.

The FHWA or the contacting agency shall upon its own action or upon written request of an authorized representative of the Department of Labor withhold or cause to be withheld, from any moneys payable on account of work performed by the contractor or subcontractor under any such contract or any other Federal contract with the same prime contractor, or any other federally-assisted contract subject to the Contract Work Hours and Safety Standards Act, which is held by the same prime contractor, such sums as may be determined to be necessary to satisfy any liabilities of such contractor or subcontractor for unpaid wages and liquidated damages as provided in the clause set forth in paragraph (2.) of this section.

4. Subcontracts. The contractor or subcontractor shall insert in any subcontracts the clauses set forth in paragraph (1.) through (4.) of this section and also a clause requiring the subcontractors to include these clauses in any lower tier subcontracts. The prime contractor shall be responsible for compliance by any subcontractor or lower tier subcontractor with the clauses set forth in paragraphs (1.) through (4.) of this section.

VI. SUBLETTING OR ASSIGNING THE CONTRACT

This provision is applicable to all Federal-aid construction contracts on the National Highway System.

1. The contractor shall perform with its own organization contract work amounting to not less than 30 percent (or a greater percentage if specified elsewhere in the contract) of the total original contract price, excluding any specialty items designated by the contracting agency. Specialty items may be performed by subcontract and the amount of any such specialty items performed may be deducted from the total original contract price before computing the amount of work required to be performed by the contractor's own organization (23 CFR 635.116).

a. The term "perform work with its own organization" refers to workers employed or leased by the prime contractor, and equipment owned or rented by the prime contractor, with or without operators. Such term does not include employees or equipment of a subcontractor or lower tier subcontractor, agents of the prime contractor, or any other assignees. The term may include payments for the costs of hiring leased employees from an employee leasing firm meeting all relevant Federal and State regulatory requirements. Leased employees may only be included in this term if the prime contractor meets all of the following conditions:

(1) the prime contractor maintains control over the supervision of the day-to-day activities of the leased employees;

(2) the prime contractor remains responsible for the quality of the work of the leased employees;

(3) the prime contractor retains all power to accept or exclude individual employees from work on the project; and

(4) the prime contractor remains ultimately responsible for the payment of predetermined minimum wages, the submission of payrolls, statements of compliance and all other Federal regulatory requirements.

b. "Specialty Items" shall be construed to be limited to work that requires highly specialized knowledge, abilities, or equipment not ordinarily available in the type of contracting organizations qualified and expected to bid or propose on the contract as a whole and in general are to be limited to minor components of the overall contract.

2. The contract amount upon which the requirements set forth in paragraph (1) of Section VI is computed includes the cost of material and manufactured products which are to be purchased or produced by the contractor under the contract provisions.

3. The contractor shall furnish (a) a competent superintendent or supervisor who is employed by the firm, has full authority to direct performance of the work in accordance with the contract requirements, and is in charge of all construction operations (regardless of who performs the work) and (b) such other of its own organizational resources (supervision, management, and engineering services) as the contracting officer determines is necessary to assure the performance of the contract.

4. No portion of the contract shall be sublet, assigned or otherwise disposed of except with the written consent of the contracting officer, or authorized representative, and such consent when given shall not be construed to relieve the contractor of any responsibility for the fulfillment of the contract. Written consent will be given only after the contracting agency has assured that each subcontract is evidenced in writing and that it contains all pertinent provisions and requirements of the prime contract.

5. The 30% self-performance requirement of paragraph (1) is not applicable to design-build contracts; however, contracting agencies may establish their own self-performance requirements.

VII. SAFETY: ACCIDENT PREVENTION

This provision is applicable to all Federal-aid construction contracts and to all related subcontracts.

1. In the performance of this contract the contractor shall comply with all applicable Federal, State, and local laws governing safety, health, and sanitation (23 CFR 635). The contractor shall provide all safeguards, safety devices and protective equipment and take any other needed actions as it determines, or as the contracting officer may determine, to be reasonably necessary to protect the life and health of employees on the job and the safety of the public and to protect property in connection with the performance of the work covered by the contract.

2. It is a condition of this contract, and shall be made a condition of each subcontract, which the contractor enters into pursuant to this contract, that the contractor and any

subcontractor shall not permit any employee, in performance of the contract, to work in surroundings or under conditions which are unsanitary, hazardous or dangerous to his/her health or safety, as determined under construction safety and health standards (29 CFR 1926) promulgated by the Secretary of Labor, in accordance with Section 107 of the Contract Work Hours and Safety Standards Act (40 U.S.C. 3704).

3. Pursuant to 29 CFR 1926.3, it is a condition of this contract that the Secretary of Labor or authorized representative thereof, shall have right of entry to any site of contract performance to inspect or investigate the matter of compliance with the construction safety and health standards and to carry out the duties of the Secretary under Section 107 of the Contract Work Hours and Safety Standards Act (40 U.S.C.3704).

VIII. FALSE STATEMENTS CONCERNING HIGHWAY PROJECTS

This provision is applicable to all Federal-aid construction contracts and to all related subcontracts.

In order to assure high quality and durable construction in conformity with approved plans and specifications and a high degree of reliability on statements and representations made by engineers, contractors, suppliers, and workers on Federal-aid highway projects, it is essential that all persons concerned with the project perform their functions as carefully, thoroughly, and honestly as possible. Willful falsification, distortion, or misrepresentation with respect to any facts related to the project is a violation of Federal law. To prevent any misunderstanding regarding the seriousness of these and similar acts, Form FHWA-1022 shall be posted on each Federal-aid highway project (23 CFR 635) in one or more places where it is readily available to all persons concerned with the project:

18 U.S.C. 1020 reads as follows:

"Whoever, being an officer, agent, or employee of the United States, or of any State or Territory, or whoever, whether a person, association, firm, or corporation, knowingly makes any false statement, false representation, or false report as to the character, quality, quantity, or cost of the material used or to be used, or the quantity or quality of the work performed or to be performed, or the cost thereof in connection with the submission of plans, maps, specifications, contracts, or costs of construction on any highway or related project submitted for approval to the Secretary of Transportation; or

Whoever knowingly makes any false statement, false representation, false report or false claim with respect to the character, quality, quantity, or cost of any work performed or to be performed, or materials furnished or to be furnished, in connection with the construction of any highway or related project approved by the Secretary of Transportation; or

Whoever knowingly makes any false statement or false representation as to material fact in any statement, certificate, or report submitted pursuant to provisions of the Federal-aid Roads Act approved July 1, 1916, (39 Stat. 355), as amended and supplemented;

Shall be fined under this title or imprisoned not more than 5 years or both."

IX. IMPLEMENTATION OF CLEAN AIR ACT AND FEDERAL WATER POLLUTION CONTROL ACT

This provision is applicable to all Federal-aid construction contracts and to all related subcontracts.

By submission of this bid/proposal or the execution of this contract, or subcontract, as appropriate, the bidder, proposer, Federal-aid construction contractor, or subcontractor, as appropriate, will be deemed to have stipulated as follows:

1. That any person who is or will be utilized in the performance of this contract is not prohibited from receiving an award due to a violation of Section 508 of the Clean Water Act or Section 306 of the Clean Air Act.
2. That the contractor agrees to include or cause to be included the requirements of paragraph (1) of this Section X in every subcontract, and further agrees to take such action as the contracting agency may direct as a means of enforcing such requirements.

X. CERTIFICATION REGARDING DEBARMENT, SUSPENSION, INELIGIBILITY AND VOLUNTARY EXCLUSION

This provision is applicable to all Federal-aid construction contracts, design-build contracts, subcontracts, lower-tier subcontracts, purchase orders, lease agreements, consultant contracts or any other covered transaction requiring FHWA approval or that is estimated to cost \$25,000 or more – as defined in 2 CFR Parts 180 and 1200.

1. Instructions for Certification – First Tier Participants:

- a. By signing and submitting this proposal, the prospective first tier participant is providing the certification set out below.
- b. The inability of a person to provide the certification set out below will not necessarily result in denial of participation in this covered transaction. The prospective first tier participant shall submit an explanation of why it cannot provide the certification set out below. The certification or explanation will be considered in connection with the department or agency's determination whether to enter into this transaction. However, failure of the prospective first tier participant to furnish a certification or an explanation shall disqualify such a person from participation in this transaction.
- c. The certification in this clause is a material representation of fact upon which reliance was placed when the contracting agency determined to enter into this transaction. If it is later determined that the prospective participant knowingly rendered an erroneous certification, in addition to other remedies available to the Federal Government, the contracting agency may terminate this transaction for cause of default.
- d. The prospective first tier participant shall provide immediate written notice to the contracting agency to whom this proposal is submitted if any time the prospective first tier participant learns that its certification was erroneous when submitted or has become erroneous by reason of changed circumstances.
- e. The terms "covered transaction," "debarred," "suspended," "ineligible," "participant," "person," "principal," and "voluntarily excluded," as used in this clause, are defined in 2 CFR Parts 180 and 1200. "First Tier Covered

Transactions" refers to any covered transaction between a grantee or subgrantee of Federal funds and a participant (such as the prime or general contract). "Lower Tier Covered Transactions" refers to any covered transaction under a First Tier Covered Transaction (such as subcontracts). "First Tier Participant" refers to the participant who has entered into a covered transaction with a grantee or subgrantee of Federal funds (such as the prime or general contractor). "Lower Tier Participant" refers any participant who has entered into a covered transaction with a First Tier Participant or other Lower Tier Participants (such as subcontractors and suppliers).

f. The prospective first tier participant agrees by submitting this proposal that, should the proposed covered transaction be entered into, it shall not knowingly enter into any lower tier covered transaction with a person who is debarred, suspended, declared ineligible, or voluntarily excluded from participation in this covered transaction, unless authorized by the department or agency entering into this transaction.

g. The prospective first tier participant further agrees by submitting this proposal that it will include the clause titled "Certification Regarding Debarment, Suspension, Ineligibility and Voluntary Exclusion-Lower Tier Covered Transactions," provided by the department or contracting agency, entering into this covered transaction, without modification, in all lower tier covered transactions and in all solicitations for lower tier covered transactions exceeding the \$25,000 threshold.

h. A participant in a covered transaction may rely upon a certification of a prospective participant in a lower tier covered transaction that is not debarred, suspended, ineligible, or voluntarily excluded from the covered transaction, unless it knows that the certification is erroneous. A participant is responsible for ensuring that its principals are not suspended, debarred, or otherwise ineligible to participate in covered transactions. To verify the eligibility of its principals, as well as the eligibility of any lower tier prospective participants, each participant may, but is not required to, check the Excluded Parties List System website (<https://www.epls.gov/>), which is compiled by the General Services Administration.

i. Nothing contained in the foregoing shall be construed to require the establishment of a system of records in order to render in good faith the certification required by this clause. The knowledge and information of the prospective participant is not required to exceed that which is normally possessed by a prudent person in the ordinary course of business dealings.

j. Except for transactions authorized under paragraph (f) of these instructions, if a participant in a covered transaction knowingly enters into a lower tier covered transaction with a person who is suspended, debarred, ineligible, or voluntarily excluded from participation in this transaction, in addition to other remedies available to the Federal Government, the department or agency may terminate this transaction for cause or default.

2. Certification Regarding Debarment, Suspension, Ineligibility and Voluntary Exclusion – First Tier Participants:

a. The prospective first tier participant certifies to the best of its knowledge and belief, that it and its principals:

(1) Are not presently debarred, suspended, proposed for debarment, declared ineligible, or voluntarily excluded from

participating in covered transactions by any Federal department or agency;

(2) Have not within a three-year period preceding this proposal been convicted of or had a civil judgment rendered against them for commission of fraud or a criminal offense in connection with obtaining, attempting to obtain, or performing a public (Federal, State or local) transaction or contract under a public transaction; violation of Federal or State antitrust statutes or commission of embezzlement, theft, forgery, bribery, falsification or destruction of records, making false statements, or receiving stolen property;

(3) Are not presently indicted for or otherwise criminally or civilly charged by a governmental entity (Federal, State or local) with commission of any of the offenses enumerated in paragraph (a)(2) of this certification; and

(4) Have not within a three-year period preceding this application/proposal had one or more public transactions (Federal, State or local) terminated for cause or default.

b. Where the prospective participant is unable to certify to any of the statements in this certification, such prospective participant shall attach an explanation to this proposal.

2. Instructions for Certification - Lower Tier Participants:

(Applicable to all subcontracts, purchase orders and other lower tier transactions requiring prior FHWA approval or estimated to cost \$25,000 or more - 2 CFR Parts 180 and 1200)

a. By signing and submitting this proposal, the prospective lower tier is providing the certification set out below.

b. The certification in this clause is a material representation of fact upon which reliance was placed when this transaction was entered into. If it is later determined that the prospective lower tier participant knowingly rendered an erroneous certification, in addition to other remedies available to the Federal Government, the department, or agency with which this transaction originated may pursue available remedies, including suspension and/or debarment.

c. The prospective lower tier participant shall provide immediate written notice to the person to which this proposal is submitted if at any time the prospective lower tier participant learns that its certification was erroneous by reason of changed circumstances.

d. The terms "covered transaction," "debarred," "suspended," "ineligible," "participant," "person," "principal," and "voluntarily excluded," as used in this clause, are defined in 2 CFR Parts 180 and 1200. You may contact the person to which this proposal is submitted for assistance in obtaining a copy of those regulations. "First Tier Covered Transactions" refers to any covered transaction between a grantee or subgrantee of Federal funds and a participant (such as the prime or general contract). "Lower Tier Covered Transactions" refers to any covered transaction under a First Tier Covered Transaction (such as subcontracts). "First Tier Participant" refers to the participant who has entered into a covered transaction with a grantee or subgrantee of Federal funds (such as the prime or general contractor). "Lower Tier Participant" refers any participant who has entered into a covered transaction with a First Tier Participant or other Lower Tier Participants (such as subcontractors and suppliers).

e. The prospective lower tier participant agrees by submitting this proposal that, should the proposed covered transaction be entered into, it shall not knowingly enter into any lower tier covered transaction with a person who is debarred, suspended, declared ineligible, or voluntarily excluded from participation in this covered transaction, unless authorized by the department or agency with which this transaction originated.

f. The prospective lower tier participant further agrees by submitting this proposal that it will include this clause titled "Certification Regarding Debarment, Suspension, Ineligibility and Voluntary Exclusion-Lower Tier Covered Transaction," without modification, in all lower tier covered transactions and in all solicitations for lower tier covered transactions exceeding the \$25,000 threshold.

g. A participant in a covered transaction may rely upon a certification of a prospective participant in a lower tier covered transaction that is not debarred, suspended, ineligible, or voluntarily excluded from the covered transaction, unless it knows that the certification is erroneous. A participant is responsible for ensuring that its principals are not suspended, debarred, or otherwise ineligible to participate in covered transactions. To verify the eligibility of its principals, as well as the eligibility of any lower tier prospective participants, each participant may, but is not required to, check the Excluded Parties List System website (<https://www.epls.gov/>), which is compiled by the General Services Administration.

h. Nothing contained in the foregoing shall be construed to require establishment of a system of records in order to render in good faith the certification required by this clause. The knowledge and information of participant is not required to exceed that which is normally possessed by a prudent person in the ordinary course of business dealings.

i. Except for transactions authorized under paragraph e of these instructions, if a participant in a covered transaction knowingly enters into a lower tier covered transaction with a person who is suspended, debarred, ineligible, or voluntarily excluded from participation in this transaction, in addition to other remedies available to the Federal Government, the department or agency with which this transaction originated may pursue available remedies, including suspension and/or debarment.

Certification Regarding Debarment, Suspension, Ineligibility and Voluntary Exclusion--Lower Tier Participants:

1. The prospective lower tier participant certifies, by submission of this proposal, that neither it nor its principals is presently debarred, suspended, proposed for debarment, declared ineligible, or voluntarily excluded from participating in covered transactions by any Federal department or agency.

2. Where the prospective lower tier participant is unable to certify to any of the statements in this certification, such prospective participant shall attach an explanation to this proposal.

XI. CERTIFICATION REGARDING USE OF CONTRACT FUNDS FOR LOBBYING

This provision is applicable to all Federal-aid construction contracts and to all related subcontracts which exceed \$100,000 (49 CFR 20).

1. The prospective participant certifies, by signing and submitting this bid or proposal, to the best of his or her knowledge and belief, that:

a. No Federal appropriated funds have been paid or will be paid, by or on behalf of the undersigned, to any person for influencing or attempting to influence an officer or employee of any Federal agency, a Member of Congress, an officer or employee of Congress, or an employee of a Member of Congress in connection with the awarding of any Federal contract, the making of any Federal grant, the making of any Federal loan, the entering into of any cooperative agreement, and the extension, continuation, renewal, amendment, or modification of any Federal contract, grant, loan, or cooperative agreement.

b. If any funds other than Federal appropriated funds have been paid or will be paid to any person for influencing or attempting to influence an officer or employee of any Federal agency, a Member of Congress, an officer or employee of Congress, or an employee of a Member of Congress in connection with this Federal contract, grant, loan, or cooperative agreement, the undersigned shall complete and submit Standard Form-LLL, "Disclosure Form to Report Lobbying," in accordance with its instructions.

2. This certification is a material representation of fact upon which reliance was placed when this transaction was made or entered into. Submission of this certification is a prerequisite for making or entering into this transaction imposed by 31 U.S.C. 1352. Any person who fails to file the required certification shall be subject to a civil penalty of not less than \$10,000 and not more than \$100,000 for each such failure.

3. The prospective participant also agrees by submitting its bid or proposal that the participant shall require that the language of this certification be included in all lower tier subcontracts, which exceed \$100,000 and that all such recipients shall certify and disclose accordingly.

**ATTACHMENT A - EMPLOYMENT AND MATERIALS
PREFERENCE FOR APPALACHIAN DEVELOPMENT
HIGHWAY SYSTEM OR APPALACHIAN LOCAL ACCESS
ROAD CONTRACTS**

This provision is applicable to all Federal-aid projects funded under the Appalachian Regional Development Act of 1965.

1. During the performance of this contract, the contractor undertaking to do work which is, or reasonably may be, done as on-site work, shall give preference to qualified persons who regularly reside in the labor area as designated by the DOL wherein the contract work is situated, or the subregion, or the Appalachian counties of the State wherein the contract work is situated, except:

a. To the extent that qualified persons regularly residing in the area are not available.

b. For the reasonable needs of the contractor to employ supervisory or specially experienced personnel necessary to assure an efficient execution of the contract work.

c. For the obligation of the contractor to offer employment to present or former employees as the result of a lawful collective bargaining contract, provided that the number of nonresident persons employed under this subparagraph (1c) shall not exceed 20 percent of the total number of employees employed by the contractor on the contract work, except as provided in subparagraph (4) below.

2. The contractor shall place a job order with the State Employment Service indicating (a) the classifications of the laborers, mechanics and other employees required to perform the contract work, (b) the number of employees required in each classification, (c) the date on which the participant estimates such employees will be required, and (d) any other pertinent information required by the State Employment Service to complete the job order form. The job order may be placed with the State Employment Service in writing or by telephone. If during the course of the contract work, the information submitted by the contractor in the original job order is substantially modified, the participant shall promptly notify the State Employment Service.

3. The contractor shall give full consideration to all qualified job applicants referred to him by the State Employment Service. The contractor is not required to grant employment to any job applicants who, in his opinion, are not qualified to perform the classification of work required.

4. If, within one week following the placing of a job order by the contractor with the State Employment Service, the State Employment Service is unable to refer any qualified job applicants to the contractor, or less than the number requested, the State Employment Service will forward a certificate to the contractor indicating the unavailability of applicants. Such certificate shall be made a part of the contractor's permanent project records. Upon receipt of this certificate, the contractor may employ persons who do not normally reside in the labor area to fill positions covered by the certificate, notwithstanding the provisions of subparagraph (1c) above.

5. The provisions of 23 CFR 633.207(e) allow the contracting agency to provide a contractual preference for the use of mineral resource materials native to the Appalachian region.

6. The contractor shall include the provisions of Sections 1 through 4 of this Attachment A in every subcontract for work which is, or reasonably may be, done as on-site work.

FHWA ATTACHMENT NO. 2

STANDARD FEDERAL EQUAL EMPLOYMENT OPPORTUNITY CONSTRUCTION CONTRACT SPECIFICATIONS (EXECUTIVE ORDER 11246)

1. As used in these Specifications:
 - a. Covered area means the geographical area in which the Project is located.
 - b. Director means Director, Office of Federal Contract Compliance Programs, United States Department of Labor or any person to whom the Director delegates authority.
 - c. Employer identification number means the Federal Social Security number used on the Employer's Quarterly Federal Tax Return, US Treasury Department Form 941.
 - d. Minority includes:
 - (1) Black (a person having origins in any of the black African racial groups not of Hispanic origin);
 - (2) Hispanic (a person of Mexican, Puerto Rican, Cuban, Central or South American or other Spanish culture or origin, regardless of race);
 - (3) Asian and Pacific Islander (a person having originals in any of the original peoples of the Far East, Southeast Asia, the Indian Subcontinent, or the Pacific Islands); and
 - (4) American Indian or Alaskan Native (a person having origins in any of the original peoples of North America and maintaining identifiable tribal affiliations through membership and participating or community identification).
2. Whenever the Contractor, or any subcontractor at any tier, subcontracts a portion of the work involving any construction trade, it shall physically include in each subcontract in excess of \$10,000 the provisions of these specifications and the Notice which contains the applicable goals for minority and female participation and which is set forth in the solicitations from which this contract resulted.
3. The Contractor shall implement the specific affirmative action standards provided in paragraphs 6a through p of these specifications. The goals set forth in the solicitation from which this contract resulted are expressed as percentages of the total hours of employment and training of minority and female utilization the Contractor should reasonably be able to achieve in each construction trade in which it has employees in the covered area. Covered Construction Contractors performing construction work in geographical areas where they do not have a Federal or federally assisted construction contract shall apply the minority and female goals established for the geographical area where the work is being performed. The Contractor is expected to make substantially uniform progress in meeting its goals in each craft during the period specified.
4. Neither the provisions of any collective bargaining agreement nor the failure by a union with whom the Contractor has a collective bargaining agreement to refer either minorities or women shall excuse the Contractor's obligations under these Specifications, Executive Order 11246, or the regulations promulgated pursuant thereto.
5. In order for the nonworking training hours of apprentices and trainees to be counted in meeting the goals, such apprentices and trainees must be employed by the Contractor during the training period, and the Contractor must have made a commitment to employ the apprentices and trainees at the completion of their training, subject to the availability of employment opportunities. Trainees must be trained pursuant to training programs approved by the US Department of Labor.
6. The Contractor shall take specific affirmative action to ensure equal employment opportunity. The evaluation of the Contractor's compliance with these specifications shall be based upon its effort to achieve maximum results from its actions. The Contractor shall document these efforts fully, and shall implement affirmative action steps at least as extensive as the following:

- a. Ensure and maintain a working environment free of harassment, intimidation, and coercion at all sites in all facilities at which the Contractor's employees are assigned to work. The Contractor, where possible, will assign two or more women to each construction project. The contractor shall specifically ensure that all foreman, superintendents, and other on-site supervisory personnel are aware of and carry out the Contractor's obligation to maintain such a working environment with specific attention to minority or female individual working at such sites or in such facilities.
- b. Establish and maintain a current list of minority and female recruitment sources, provide written notification to minority and female recruitment sources and to community organizations when the Contractor or its unions have employment opportunities available, and maintain a record of the organizations' responses.
- c. Maintain a current file of the names, addresses and telephone numbers of each minority and female off-the-street applicant and minority or female referral from a union, a recruitment source or community and of what action was taken with respect to each such individual. If such individual was sent to the union hiring hall for referral and was not referred back to the Contractor by the union or, if referred back to the Contractor, this shall be documented in the file with the reason therefore, along with whatever additional actions the Contractor may have taken.
- d. Provide immediate written notification to the Director when the union or unions with which the Contractor has a collective bargaining agreement has not referred to the contractor a minority person or women sent by the Contractor, or when the Contractor has other information that the union referral process has impeded the Contractor's efforts to meet its obligations.
- e. Develop on-the-job training opportunities and/or participate in training programs for the area which expressly include minorities and women including upgrading programs and apprenticeship and trainee programs relevant to the Contractor's employment needs, especially those programs funded or approved by the Department of Labor. The Contractor shall provide notice of these programs to the source compiles under 6b above.
- f. Disseminate the Contractor's EEO policy by providing notice of the policy to unions and training programs and requesting their cooperation in assisting the Contractor in meeting its EEO obligations by including it in any policy manual and collective bargaining agreement; by publicizing it in the company newspaper, annual report, etc; by specific review of the policy with all management personnel and with all minority and female employees at least once a year; and by posting the company EEO policy on bulletin boards accessible to all employees at each location where construction work is performed.
- g. Review, at least annually, the company's EEO policy and affirmative action obligations under these specifications with all employees having any responsibility for hiring, assignment, layoff, termination or other employment decisions including specific review of these items with on site supervisory personnel such as Superintendents, General Foremen, etc., prior to the initiation of construction work at any job site. A written record shall be made and maintained identifying the time and place of these meetings, persons attending, subject matter discussed, and disposition of the subject matter.
- h. Disseminate the Contractor's EEO policy externally by including it in any advertising in the news media, specifically including minority and female news media, and providing written notification to and discussing the Contractor's EEO policy with other Contractors and Subcontractors with whom the Contractor does or anticipates doing business.
- i. Direct its recruitment efforts, both oral and written, to minority, female and community organizations, to schools with minority and female students and to minority and female recruitment and training organizations serving the Contractor's recruitment area and employment needs. Not later than one month prior to the date for the acceptance of applications for apprenticeship or other training by any recruitment source, the Contractor shall send written notification to organizations such as the above, describing the openings, screening procedures, and tests to be used in the selection process.

- j. Encourage present minority and female employees to recruit other minority persons and females and, where reasonable, provide after school, summer and vacation employment to minority and female youth both on the site and in other areas of a Contractor's work force.
 - k. Validate all tests and other selection requirements where there is an obligation to do so under 41 CFR Part 60-3.
 - l. Conduct, at least annually, an inventory and evaluation at least of all minority and female personnel for promotional opportunities and encourage these employees to seek or to prepare for, through appropriate training, etc., such opportunities.
 - m. Ensure that seniority practices, job classifications, work assignments and other personnel practices do not have a discriminatory effect by continually monitoring all personnel and employment related activities to ensure that the EEO policy and the Contractor's obligations under these specifications are being carried out.
 - n. Ensure that all facilities and company activities are nonsegregated except that separate or single-user toilet and necessary changing facilities shall be provided to assure privacy between the sexes.
 - o. Document and maintain a record of all solicitations of offers for subcontracts from minority and female construction Contractor and suppliers, including circulation of solicitations to minority and female contractor associations and other business associations.
 - p. Conduct a review, at least annually, of all supervisors' adherence to and performance under the Contractor's EEO policies and affirmative action obligations.
7. Contractors are encouraged to participate in voluntary associations which assist in fulfilling one or more of their affirmative action obligations (6a through p). The efforts of a Contractor association, joint contractor union, Contractor-Community, or other similar group of which the Contractor is a member and participant may be asserted as fulfilling any one or more of its obligations under 6A through p of these Specifications provided that the Contractor actively participates in the group, make every effort to assure that the group has a positive impact on the employment of minorities and females in the industry, ensures that the concrete benefits of the program are reflected in the Contractor's minority and female work force participation, make a good faith effort to meet its individual goals and can provide access to documentation which demonstrates the effectiveness of actions taken on behalf of the Contractor. The obligation to comply, however, is the Contractor's and failure of such a group to fulfill an obligation shall not be a defense for the Contractor's noncompliance.
8. A single goal for minorities and a separate single goal for women have been established. The Contractor, however, is required to provide equal employment opportunity and to take affirmative action for all minority groups, both male and female, and all women both minority and nonminority. Consequently, the Contractor may be in violation of the Executive Order if a particular group is employed in a substantially disparate manner (for example, even though the Contractor has achieved its goals for women generally, the Contractor may be in violation of the Executive Order if a specific minority group of women is underutilized).
9. The Contractor shall not use the goals or affirmative action standards to discriminate against any person because of race, color, religion, sex, or national origin.
10. The Contractor shall not enter any Subcontract with any person or firm debarred from Government contracts pursuant to Executive Order 11246.
11. The Contractor shall carry out such sanctions and penalties for violation of these specifications and of the Equal Opportunity Clause, including suspensions, termination and cancellation of existing subcontracts as may be imposed or ordered pursuant to Executive Order 11246, as amended, and its implementing regulations, by the Office of Federal Contract Compliance Programs. Any Contractor who fails to carry out such sanctions and penalties shall be in violation of these specifications and Executive Order 11246 as amended.
12. The Contractor, in fulfilling its obligations under these specifications, shall implement specific affirmative action steps, at least as extensive as those standards prescribed in paragraph 6 of these specifications, so as to achieve maximum results from its efforts to ensure equal employment opportunity. If the

Contractor fails to comply with the requirements of the Executive Order, the implementing regulations or these specifications, the Director shall proceed in accordance with 41 CFR 60-4.8.

13. The Contractor shall designate a responsible official to monitor all employment related activity to ensure that the company EEO policy is being carried out, to submit reports relating to the provisions hereof as may be required by the Government and to keep records. Records shall at least include for each employee the name, address, telephone number, construction trade, union affiliation if any, employee identification number when assigned, social security number, race, sex, status (such as mechanic, apprentice, trainee, helper, or laborer), dates of changes in status, hours worked per week in the indicated trade, rate of pay, and locations at which the work was performed. Records shall be maintained in an easily understandable and retrievable form; however, to the degree that existing records satisfy this requirement, contractors shall not be required to maintain separate records.
14. Nothing herein provided shall be construed as a limitation upon the application of other laws which establish different standards of compliance or upon the application of requirements for the hiring of local or other area residents (such as those under the Public Works Employment Act of 1977 and the community Development Block Grant Program).
15. Noncompliance by the Contractor with the requirements of the Affirmative Action Program for Equal Employment Opportunity may be cause for delaying or withholding monthly and final payments pending corrective and appropriate measures by the Contractor to the satisfaction of the Department.

FHWA ATTACHMENT NO. 3

NOTICE OF REQUIREMENT FOR AFFIRMATIVE ACTION TO ENSURE EQUAL OPPORTUNITY (EXECUTIVE ORDER 11246)

1. The goals for minority and female participation, in the covered area, expressed in percentage terms for the Contractor's aggregate work force in each trade, on all construction work are as shown on Page 2.

These goals are applicable to all the Contractor's construction work (whether or not it is Federal or federally assisted) performed in the covered area. If the Contractor performs construction work in a geographical area located outside of the covered area, it shall apply the goals established for such geographical area where the work is actually performed. With regard to this second area, the Contractor also is subject to the goals for both its federally involved and nonfederally involved construction.

The Contractor's compliance with the Executive Order and the regulations in 41 CFR Part 60-4 shall be based on its implementation of the Equal Opportunity Clause, specific affirmative action obligations required by the specifications set forth in 41 CFR 60-4. (3) a, and its efforts to meet the goals. The hours of minority and female employment and training must be substantially uniform throughout the length of the contract, and in each trade, and the Contractor shall make a good faith effort to employ minorities and women evenly on each of its projects. The transfer of minority or female employees or trainees from Contractor to Contractor or from project to project for sole purpose of meeting the Contractor's goals shall be a violation of the contract, the Executive Order and the regulations in 41 CFR Part 60-4. Compliance with the goals will be measured against the total work hours performed.

2. The Contractor will provide the Department with written notification in triplicate within 10 working days of award of any construction subcontract in excess of \$10,000 at any tier for construction work under the contract resulting from this solicitation. The notification will list the name, address and telephone number of the subcontractor; employer identification number of the subcontractor; estimated dollar amount of the subcontract; estimated starting and completion dates of the subcontract; and the geographical area in which the contract is to be performed.
3. As used in this Notice and in the Contract resulting from this solicitation the covered area is the county or counties in which the Project is located.
4. If a project is located in more than one county, the minority work hours goal, only, will be determined by the county which serves as the primary source of hiring or, if workers are obtained almost equally from one or more counties, the single minority goal will be the average of the affected county goals.

WORK HOUR GOALS IN EACH TRADE FOR MINORITY AND FEMALE PARTICIPATION

COUNTY	MINORITY PARTICIPATION PERCENT	FEMALE PARTICIPATION PERCENT
Atlantic	18.2	6.9
Bergen	15	6.9
Burlington	17.3	6.9
Camden	17.3	6.9
Cape May	14.5	6.9
Cumberland	16	6.9
Essex	17.3	6.9
Gloucester	17.3	6.9
Hudson	12.8	6.9
Hunterdon	17	6.9
Mercer	16.4	6.9
Middlesex	15	6.9
Monmouth	9.5	6.9
Morris	17.3	6.9
Ocean	17	6.9
Passaic	12.9	6.9
Salem	12.3	6.9
Somerset	17.3	6.9
Sussex	17	6.9
Union	17.3	6.9
Warren	1.6	6.9

FHWA ATTACHMENT NO. 4

STATE OF NEW JERSEY EQUAL EMPLOYMENT OPPORTUNITY FOR CONTRACTS FUNDED BY FHWA

The parties to this Agreement do hereby agree that the provisions of NJSA 10:2-1 through 10:2-4 and NJSA 10:5-31 et seq (PL 1975, c 127, as amended and supplemented) dealing with discrimination in employment on public contracts, and the rules and regulations promulgated pursuant thereunto, are hereby made a part of this contract and are binding upon them.

During the performance of this contract, the Contractor agrees as follows:

- a. The Contractor or subcontractor, where applicable, will not discriminate against any employee or applicant for employment because of age, race, creed, color, national origin, ancestry, marital status or sex. The Contractor will take affirmative action to ensure that such applicants are recruited and employed, and that employees are treated during employment, without regard to their age, race, creed, color, national origin, ancestry, marital status or sex. Such action shall include but not be limited to the following: employment, upgrading, demotion, or transfer, recruitment or recruitment advertising; layoff or termination; rates of pay or other forms of compensation; and selection for training, including apprenticeship. The Contractor agrees to post in conspicuous places, available to employees and applicants for employment, notices to be provided by the Division of Civil Rights/Affirmative Action setting forth provisions of this nondiscrimination clause;
- b. The Contractor or subcontractor, where applicable will, in all solicitations or advertisements for employees placed by or on behalf of the Contractor, state that all qualified applicants will receive consideration for employment without regard to age, race, creed, color, national origin, ancestry, marital status or sex;
- c. The Contractor or subcontractor, where applicable, will send to each labor union or representative of workers with which it has a collective bargaining agreement or other contract or understanding, a notice, to be provided by the Division of Civil Rights/Affirmative Action, advising the labor union or workers' representative of the contractor's commitments under this act and shall post copies of the notice in conspicuous places available to employees and applicants for employment.
- d. In the hiring of persons for the performance of work under this contract or any subcontract hereunder, or for the procurement, manufacture, assembling or furnishing of any such materials, equipment, supplies or services to be acquired under this contract, no contractor, nor any person acting on behalf of such contractor or subcontractor, shall, by reason of race, creed, color, national origin, ancestry, marital status, gender identity or expression, affectional or sexual orientation or sex, discriminate against any person who is qualified and available to perform the work to which the employment relates;
- e. No contractor, subcontractor, nor any person on his behalf shall, in any manner, discriminate against or intimidate any employee engaged in the performance of work under this contract or any subcontract hereunder, or engaged in the procurement, manufacture, assembling or furnishing of any such materials, equipment, supplies or services to be acquired under such contract, on account of race, creed, color, national origin, ancestry, marital status, gender identity or expression, affectional or sexual orientation or sex;
- f. There may be deducted from the amount payable to the contractor by the contracting public agency, under this contract, a penalty of \$50.00 for each person for each calendar day during which such person is discriminated against or intimidated in violation of the provisions of the contract; and
- g. This contract may be canceled or terminated by the contracting public agency, and all money due or to become due hereunder may be forfeited, for any violation of this section of the contract occurring after notice to the contractor from the contracting public agency of any prior violation of this section of the contract.

The notices referred to in paragraphs a and c may be obtained at the preconstruction conference.

FHWA ATTACHMENT NO. 5

DISADVANTAGED BUSINESS ENTERPRISE UTILIZATION ATTACHMENT FHWA FUNDED CONTRACTS

I UTILIZATION OF DISADVANTAGED BUSINESSES AS CONTRACTORS, MATERIAL SUPPLIERS AND EQUIPMENT LESSORS.

The New Jersey Department of Transportation (NJDOT) advises each contractor or subcontractor that failure to carry out the requirements set forth in this attachment shall constitute a breach of contract and, after the notification of the applicable federal agency, may result in termination of the agreement or contract by the Department or such remedy as the Department deems appropriate. Requirements set forth in this section shall also be physically included in all subcontracts in accordance with USDOT requirements.

II POLICY

It is the policy of NJDOT that Disadvantaged Business Enterprises, as defined in 49 CFR, Part 26; Titles I & V of the Intermodal Surface Transportation Efficiency Act of 1991 (ISTEA); the Transportation Equity Act for the 21st Century (TEA-21); and Section V, Part B below, shall have equal opportunity to participate in the performance of contracts financed in whole or in part with federal funds under this agreement. Consequently, the DBE requirements of 49 CFR, Part 26, Subsections A, C and F apply to this agreement.

III CONTRACTOR'S DBE OBLIGATION

The NJDOT and its Contractor agree that Disadvantaged Business Enterprises, as defined in 49 CFR Part 26, Subpart A; and in the Intermodal Surface Transportation Efficiency Act of 1991 (ISTEA) and the Transportation Equity Act for the 21st Century (TEA-21), and Section V, Part B below, have equal opportunity to participate in the performance of contracts and subcontracts financed in whole or in part with federal funds provided under this agreement. In this regard, the NJDOT and all Contractors shall take all necessary and reasonable steps in accordance with 49 CFR, Part 26 to ensure that Disadvantaged Businesses are given equal opportunity to compete for and to perform on NJDOT federally funded contracts. The NJDOT and its Contractors shall not discriminate on the basis of race, color, national origin, or sex in the award and performance of USDOT assisted contracts.

IV COMPLIANCE

To signify and affirm compliance with the provisions of this attachment, the bidder shall complete the Schedule of DBE Participation (Form CR-266F) included in the bid package and all forms and documents required in Sections VII and VIII of these provisions which will be made a part of the resulting contract.

V GOALS FOR THIS PROJECT

- A. This Project includes a goal of awarding 12 percent of the total contract value to subcontractors, equipment lessors and/or material suppliers that qualify as Disadvantaged Business Enterprises (DBEs).
1. Failure to meet the minimum goal placed on this project, or to provide a "good faith effort" to meet the minimum goal, may be grounds for rejection of the bid as being non-responsive.
 2. As a source of information only, a Disadvantaged Business Enterprise Directory is available from the Division of Civil Rights and Affirmative Action. Use of this listing does not relieve the Contractor of their responsibility to seek out other DBE's not listed, prior to bid. If a contractor proposes to use a DBE contractor not listed in the DBE Directory, the proposed DBE firm must submit a completed certification application to the Division of Civil Rights and Affirmative Action, fifteen (15) days prior to bid date.

B. DEFINITIONS

1. Disadvantaged Business Enterprise is a firm, "Owned and controlled" by socially and economically disadvantaged individuals that is also a small business concern, as defined pursuant to Section 3 of the Small Business Act and Small Business Administration Regulations (13 CFR, Part 121) which also does not exceed the revenue cap on averaged annual gross receipts applicable to the firm's particular Standard Industrial Classification (SIC Code).
2. Owned and Controlled is defined as a firm which is at least fifty-one (51%) percent owned by one or more disadvantaged individuals, or in the case of a publicly owned business, at least fifty-one (51%) percent of the stock is owned by one or more disadvantaged individuals, and whose management and daily business operations are controlled by one or more such individuals.
3. Any individual in one of the following groups who is also a U.S. Citizen or lawfully admitted permanent resident presumed to be socially and economically disadvantaged under the DBE Program.
 - (a) Black Americans – includes any persons having origins in any of the black racial groups of Africa;
 - (b) Hispanic Americans - includes persons of Mexican, Puerto Rican, Cuban, Dominican, Central or South American, or other Spanish or Portuguese culture; or origin, regardless of race;
 - (c) Native American - includes persons who are American Indians, Eskimos, Aleuts or Native Hawaiians;
 - (d) Asian-Pacific Americans - includes persons whose origins are from Japan, China, Taiwan, Korea, Burma (Myanmar), Vietnam, Laos, Cambodia (Kampuchea), Thailand, Malaysia, Indonesia, the Philippines, Brunei, Samoa, Guam, the U.S. Trust Territories of the Pacific Islands (Republic of Palau) the Commonwealth of the Northern Mariana Islands, Macao, Fiji, Tonga, Kiribati, Juvalu, Nauru, Federated States of Micronesia or Hong Kong;
 - (e) Subcontinent Asian Americans - includes persons whose origins are from India, Pakistan, Bangladesh, Bhutan, the Maldives Islands, Nepal or Sri Lanka;
 - (f) Women - regardless of race;
 - (g) Other - Any additional groups whose members are designated as socially and economically disadvantaged by the Small Business Administration, at such time as the SBA designation becomes effective; or a determination made by the NJDOT's Division of Civil Rights and Affirmative Action, on a case-by-case basis;

VI COUNTING DBE PARTICIPATION

- A. Each DBE is subject to a certification procedure to ensure its DBE eligibility status prior to award of contract. In order to facilitate this process it is advisable for the bidder to furnish the names of proposed DBE's to the Department fifteen (15) days before bid opening. Once a firm is determined to be a bona fide DBE by the Division of Civil Rights and Affirmative Action, the total dollar value of the contract awarded to the DBE is counted toward the applicable DBE goal.
- B. The Contractor may count toward its DBE goal only expenditures to DBE's that perform a commercially useful function in the work of a contract. A DBE is considered to perform a commercially useful function when it is responsible for execution of a distinct element of the work of a contract and carrying out its responsibility by actually performing, managing and supervising the work involved. To determine whether a DBE is performing a commercially useful function, the Contractor shall evaluate the amount of work subcontracted, industry practice and other relevant factors.
- C. If a DBE does not perform or exercise responsibility for at least 30 percent of the total cost of its contract with its own workforce, or the DBE subcontracts a greater portion of the work of a contract than would be expected on the basis of normal industry practice for the type of work involved, you must presume that it is not performing a commercially useful function.

- D. If the prime Contractor is a certified DBE, payments made to the Contractor for work performed by the Contractor will be applied toward the DBE goal. Payments made to the Contractor for work performed by non-DBE's will not be applied toward the goal.
- E. The prime Contractor may count 60 percent of its expenditures to DBE suppliers who are not Manufacturers, provided that the DBE supplier performs a commercially useful function in the supply process. The contractor may count 100% of its expenditure to DBE suppliers who are also manufacturers. Manufacturers receive 100% credit toward the DBE goal.
- F. When a DBE subcontractor sublets part of the work of its contract to another firm, the value of the subcontract work may be counted towards the DBE goals only if the subcontractor itself is a DBE. Work that a DBE subcontractor subcontracts to a non-DBE firm, does not count toward DBE goals.

VII GOOD FAITH EFFORT

To demonstrate sufficient reasonable efforts to meet the DBE contract goals, a bidder shall document the steps it has taken to obtain DBE participation, including but not limited to the following:

- A. Attendance at a pre-bid meeting, if any, scheduled by the Department to inform DBE's of subcontracting opportunities under a given solicitation.
- B. Advertisement in general circulation media, trade association publications, as well as minority-focus media for at least 20 days before bids are due. If 20 days are not available, publication for a shorter reasonable time is acceptable.
- C. Written notification to DBE's that their interest in the contract is solicited;
- D. Efforts made to select portions of the work proposed to be performed by DBEs in order to increase the likelihood of achieving the stated goal;
- E. Efforts made to negotiate with DBE's for specific sub-bids including at a minimum:
 - 1. The names, addresses and telephone numbers of DBE's that were contacted;
 - 2. A description of the information provided to DBE's regarding the plans and Specifications for portions of the work to be performed; and
 - 3. A statement of why additional agreements with DBE's were not reached;
- F. Information regarding each DBE the bidder contacted and rejected as unqualified and the reasons for the bidder's conclusion;
- G. Efforts made to assist the DBE in obtaining bonding or insurance required by the Bidder or the Department.

NOTE: If the Division of Civil Rights and Affirmative Action determines that the apparent successful low bidder has failed to meet the requirements of this section, the bidder will be afforded the opportunity for administrative consideration prior to the award or rejection of the contract. As part of the administrative reconsideration process, the bidder will have the opportunity to provide written documentation or argument concerning the issue of whether it met the goal or made adequate good faith efforts to do so. NJDOT will send the bidder a written decision on reconsideration, explaining the basis for finding that the bidder did or did not meet the goal or make adequate good faith efforts to do so. The result of the reconsideration process is not administratively appealable to the USDOT.

VIII AFFIRMATIVE ACTION PLANS

- A. General contractors are required to submit their firm's Affirmative Action Program annually to the Division of Civil Rights and Affirmative Action. Until such time as these programs are submitted and approved, Contractors must have their programs in the Division of Civil Rights and Affirmative Action no later than seven (7) State business days after the date of receipt of bids.
- B. This program will include, but is not limited to the following:
 - 1. The name of the Contractor's D/ESBE Liaison Officer to administer the firm's Disadvantaged Business Program.

2. An explanation of the affirmative action methods used in seeking out and considering Disadvantaged Business Enterprises as subcontractors, material suppliers or equipment lessors.
 3. An explanation of affirmative action methods intended to be used in seeking out and considering Disadvantaged Business Enterprises as subcontractors, material suppliers or equipment lessors. This refers to the Contractor's ongoing responsibility, i.e., Disadvantaged Business Enterprise/Affirmative Action activities after the award of the contract and for the duration of said project.
- C. The following shall be submitted either with the bid or to the Division of Civil Rights and Affirmative Action no later than seven (7) State business days after the date of receipt of bids.
1. DBE Form CR-266F- Schedule of DBE Participation. List all DBE's participating in the contract listing the scope of work, dollar value and percent of total contract to be performed.
 2. Supplement to DBE Form CR-266F - A list of all subcontractors who submitted bids or quotes on this project.
 3. Request for Exemption - In the event that the bidder fails to meet the specified goal, they must submit within seven State business days of the bid, a written request for exemption to the goal. This request must include a written statement addressing Items A through G in Article VII of this attachment in addition to an accounting of the reason(s) why each item in the bid proposal was not subcontracted. Submittal of such request does not imply Departmental approval. An assessment of the material will be conducted by the Department's Division of Civil Rights and Affirmative Action.

IX AFFIRMATIVE ACTION AFTER AWARD OF THE CONTRACT

If at any time following the award of contract, the Contractor intends to sublet any portion(s) of the work under said contract, or intends to purchase material or lease equipment not contemplated during preparation of bids, said Contractor shall take affirmative action:

1. To notify the RE, in writing, of the type and approximate value of the work which the Contractor intends to accomplish by such subcontract, purchase order or lease.
2. To signify and affirm compliance with the provisions of this Section, the Contractor shall submit the Post-Award DBE Certification Form to the Regional Supervising Engineer with his application to sublet or prior to purchasing material or leasing equipment. Post Award DBE forms may be obtained from the RE.
3. To give disadvantaged firms equal consideration with non-minority firms in negotiation for any subcontracts, purchase orders or leases.
4. If a prime contractor fails to meet its original DBE obligation, they must request an exemption to the goal following criteria in Section VIII (C)(4) and provide a good faith effort thereof. This request must include a written statement addressing each of the Good Faith Efforts outlined in Section VII, A-G.

X CONSENT BY DEPARTMENT TO SUBLETTING

The Department will not approve any subcontract proposed by the Contractor unless and until said Contractor has complied with the terms of this attachment.

XI SELECTION AND RETENTION OF SUBCONTRACTORS

- A. The Contractor is further obligated to provide the RE with a listing of firms, organizations or enterprises solicited and those utilized as subcontractors on the proposed project. Such listing shall clearly delineate which firms are classified as disadvantaged.
- B. Efforts made to identify and retain a Disadvantaged Business Enterprise as a substitution subcontractor when the arrangements with the original DBE proved unsuccessful, shall be submitted in writing to the Department's D/ESBE Liaison Officer for approval. Work in the category concerned shall not begin until such approval is granted in writing.
- C. Notification of a subcontractor's termination will be sent to the Department by the Contractor through the RE. Said termination notice will include the subcontractor's ethnic classification and reason for termination.

XII CONCILIATION

In cases of alleged discrimination regarding these DBE provisions and guidelines, an investigation will be undertaken by the Federal Office of Contract Compliance in conjunction with the Division of Civil Rights and Affirmative Action of the New Jersey Department of Transportation and the Federal Highway Administration.

XIII DOCUMENTATION

- A. The Department or the federal funding agencies may at any time require such information as is deemed necessary in the judgment of the Department to ascertain the compliance of any bidder or contractor with the terms of these provisions.
- B. Record and Reports.
The Contractor shall keep such records as are necessary to determine compliance with its Disadvantaged Business Enterprise Utilization obligations. The records kept by the Contractor will be designed to indicate:
 - 1. The names of disadvantaged subcontractors, equipment lessors and material suppliers contacted for work on this project.
 - 2. The type of work to be done, materials to be utilized or services to be performed other than the work of the prime contractor on the project.
 - 3. The actual dollar value of work subcontracted and awarded to DBE's.
 - 4. The progress being made and efforts taken in seeking out and utilizing Disadvantaged Business Enterprises. This would include solicitations, quotes and bids regarding project work items, supplies, leases, etc.
 - 5. Documentation of all correspondence, contacts, telephone calls, etc., to obtain the services of Disadvantaged Business Enterprises on this project.
 - 6. Records of all DBE's and non-DBEs who have submitted quotes/bids to the Contractor on the project.
- C. Submit reports, as required by the Department, on those contracts and other business transactions executed with Disadvantaged Business Enterprises in such form and manner as may be prescribed by the Department.
- D. All such records must be maintained for a period of three (3) years following acceptance of final payment and will be available for inspection by the Department.

XIV PAYMENT TO SUBCONTRACTORS

The Contractor agrees to pay its subcontractors in accordance with the Specifications.

XV NON-COMPLIANCE

Failure by the bidder to comply with the Specifications may result in rejection of the bid. The Contractor may further be declared ineligible for future Department contracts.

FHWA ATTACHMENT NO. 5 (A)

INCENTIVE PROGRAM DISADVANTAGED BUSINESS ENTERPRISE UTILIZATION ATTACHMENT FOR FHWA FUNDED CONTRACTS

I PURPOSE.

To ensure that certified Disadvantaged Business Enterprises (DBE's), as defined in 49 CFR Part 26, have the maximum opportunity to compete for and perform on Department construction projects.

II INTENT.

To encourage prime contractors to utilize the services of DBE's who have not previously been prime contractors or subcontractors on Department projects, and afford DBE's the opportunity to gain experience in Department construction contract work.

III ELIGIBILITY.

Only prime contractors and DBE's certified prior to the date of bid, or prospective DBE's that have submitted to the Division of Civil Rights/Affirmative Action on or before the day of bid a completed "New Jersey Department of Transportation Disadvantaged Business Enterprise Disclosure Affidavit" (PR-131) and all required documentation and have never been either prime contractor or subcontractor on Department construction projects will be eligible for participation in this program. A list of those eligible DBE's will be available from the Division of Civil Rights/Affirmative Action. Any bidder who submits the name of a certified first-time DBE as part of its goal commitment is also eligible. Any DBE participating in the program must submit to the prime contractor a certification that they have never been either a prime contractor or subcontractor on a Department construction project under their present name or any other name. The prime contractor shall submit this certification with their required DBE submission.

IV INCENTIVE.

Prime contractors utilizing first-time DBE's will be given a credit toward their goal percentage identified in companion document "*Disadvantaged Business Enterprise Utilization Attachment For FHWA Funded Contracts*", dated September 1987, revised January 1989, September 1992 and May 1995, equal to the actual dollar amount subcontracted to a first time DBE with the total project credit limited to two percent (2%) of the total bid price but not to exceed \$200,000. This extra credit will reduce the goal percentage award as well as be applicable to the reduced goal percentage.

V PROGRAM REQUIREMENTS.

- A. A prime contractor may present any number of first time DBE's for each project. Credit will be given only for the actual amount subcontracted up to the limits established in IV above.
- B. The prime contractor shall be responsible for the entire DBE goal percentage established for the project.
- C. Failure to use a first time DBE shall cause the original goal award percentage prior to applying first time DBE credits to remain in effect.
- D. Failure to meet the goal award percentage, coupled with a lack of good faith effort as determined by the Division of Civil Rights/Affirmative Action, will be considered to be non-compliance on the part of the prime contractor who may be placed in show cause and subsequently be grounds for rejection of the bid as nonresponsive.

FHWA ATTACHMENT NO.6

EQUAL EMPLOYMENT OPPORTUNITY SPECIAL PROVISIONS

1. General

- a. Equal employment opportunity requirements not to discriminate and to take affirmative action to assure equal employment opportunity as required by Executive Order 11246 and Executive Order 11375 are set forth in Required Contract Provisions (Form FHWA-1273) and these Special Provisions which are imposed pursuant to Section 140 of Title 23 USC, as established by Section 22 of the Federal Aid Highway Act of 1968. The requirements set forth in these Special Provisions shall constitute the specific affirmative action requirements for project activities under this contract and supplement the Equal Employment Opportunity requirements set forth in the Required Contract Provisions.
- b. The Contractor will work with the State agencies and the Federal Government in carrying out Equal Employment Opportunity obligations and in their review of activities under the contract.
- c. The Contractor and all subcontractors holding subcontracts, not including material suppliers, of \$10,000 or more, will comply with the following minimum specific requirement activities of Equal Employment Opportunity. The Contractor will include these requirements in every subcontract of \$10,000 or more with such modification of language as is necessary to make them binding on the subcontractor. (The equal employment opportunity requirements of Executive Order 11246, as set forth in Volume 6, Chapter 4, Section 1, Subsection 1 of the Federal-Aid Highway Program Manual, are applicable to material suppliers as well as contractors and subcontractors).
- d. Noncompliance by the Contractor with the requirements of the Affirmative Action Program for Equal Employment Opportunity may be cause for delaying or withholding monthly and final payments pending corrective and appropriate measures by the Contractor to the satisfaction of the Department.

2. Equal Employment Opportunity Policy

The Contractor will accept as its operating policy the following statement which is designed to further the provisions of equal employment opportunity to all persons without regard to their race, color, religion, sex, or national origin, and to promote the full realization of equal employment opportunity through a positive continuing program:

It is the policy of this Company to assure that applicants are employed, and that employees are treated during employment, without regard to their race, religion, sex, color, or national origin. Such action shall include employment, upgrading, demotion, or transfer; recruitment or recruitment advertising; layoff or termination; rates of pay or other forms of compensation; and selection for training, including apprenticeship, preapprenticeship, and on-the-job training.

3. Equal Employment Opportunity Officer

The Contractor will designate and make known to the Department contracting officers an equal opportunity officer (hereinafter referred to as the EEO Officer) who will have the capability, authority and responsibility to effectively implement and promote an active contractor program of equal employment opportunity.

4. Dissemination of Policy

- a. All members of the Contractor's staff who are authorized to hire, supervise, promote, and discharge employees, or who recommended such action, or who are substantially involved in such action, will be made fully cognizant of, and will implement, the Contractor's equal employment opportunity policy and contractual responsibilities to provide equal employment opportunity in each grade and classification of employment. To ensure compliance, the following minimum actions will be taken:

- (1) An initial project site meeting with key supervisory and office personnel will be conducted before or at the start of work, and then not less than once every 6 months, at which time the Contractor's equal employment opportunity program will be reviewed and explained. The meetings will be conducted by the EEO Officer or other knowledgeable company official.
 - (2) All new supervisory and office personnel will be given a thorough indoctrination by the EEO Officer or other knowledgeable company official covering all major aspects of the Contractor's equal employment opportunity obligations within 30 days following their reporting for duty with the Contractor.
 - (3) All personnel engaged in direct recruitment for the project will be instructed by the EEO Officer or appropriate company official concerning the Contractor's procedures for locating and hiring minority and female employees.
- b. In order to make the Contractor's equal employment opportunity policy known to all employees, prospective employees and potential sources of employees, i.e., schools, employment agencies, labor unions (where appropriate), college placement officers, etc., the Contractor will take the following actions:
- (1) Notices and posters setting forth the Contractor's equal employment opportunity policy will be placed in areas readily accessible to employees, applicants for employment and potential employees.
 - (2) The Contractor's equal employment opportunity policy and the procedures to implement such policy will be brought to the attention of employees by means of meetings, employee handbooks, and/or other appropriate means.

5. Recruitment

- a. When advertising for employees, the Contractor will include in all advertisements for employees the notation: "An Equal Opportunity Employer". All such advertisements will be published in newspapers or other publications having a large circulation among minority groups in the area from which the project work force would normally be derived.
- b. The Contractor will, unless precluded by a valid bargaining agreement, conduct systematic and direct recruitment through public and private employee referral sources likely to yield qualified minority and female applicants, including, but not limited to, State employment agencies, schools, colleges and minority-oriented organizations. To meet this requirement, the Contractor will, through his EEO Officer, identify sources of potential minority and female employees, and establish procedures with such sources whereby applicants may be referred to the Contractor for employment consideration.

In the event the Contractor has a valid bargaining agreement providing for exclusive hiring hall referrals, he is expected to observe the provisions of that agreement to the extent that the system permits the Contractor's compliance with the equal employment opportunity contract provisions. (The US Department of Labor has held that where implementation of such agreements have the effect of discriminating against minorities or females, or obligates the Contractor to do the same, such implementation violates Executive Order 11246, as amended).

- c. The Contractor will encourage his present employees to refer minority and female applicants for employment by posting appropriate notices or bulletins in areas accessible to all such employees. In addition, information and procedures pertaining to the referral of applicants will be discussed with employees.

6. Personnel Actions

Wages, working conditions and employee benefits shall be established and administered, and personnel actions of every type, including hiring, upgrading, promotion, transfer, demotion, layoff, and termination, shall be taken without regard to race, color, religion, sex, or national origin. The following procedures shall be followed:

- a. The Contractor will conduct a project site inspection at the start of work, and periodically thereafter, to ensure that working conditions and employee facilities do not indicate discriminatory treatment of project site personnel.

- b. The Contractor will periodically evaluate the spread of wages paid within each classification to determine any evidence of discriminatory wage practices.
 - c. The Contractor will periodically review selected personnel actions in depth to determine whether there is evidence of discrimination. Where evidence is found, the Contractor will promptly take corrective action. If the review indicates that the discrimination may extend beyond the actions reviewed, such corrective action shall include all affected persons.
 - d. The Contractor will promptly investigate all complaints of alleged discrimination made to the Contractor in connection with its obligations under this contract, and will resolve or attempt to resolve such complaints, within a reasonable time. If the investigation indicates that the discrimination may affect persons other than the complainant, corrective action shall include such other persons. Upon completion of each investigation, the Contractor will inform complainants of available avenues of appeal.
7. Training Special Provisions

As part of the Contractor's equal employment opportunity affirmative action program, training shall be provided as follows:

The Contractor shall provide on-the-job training aimed at developing full journey people in the type of craft or job classification involved.

The number of training positions will be 13, where feasible, consisting of at least 4 APPRENTICES and 9 TRAINEES. TRAINEE HOURS= 7,740.

Apprentices are defined as registered members of an approved apprenticeship program recognized by the United States Department of Labor (USDOL) Bureau of Apprenticeship and Training (BAT) or a New Jersey State apprenticeship agency recognized by USDOL BAT (e.g., New Jersey Department of Education). Graduates of the Pre-Apprenticeship Training Cooperative Program shall be classified as apprentices. Trainees are defined as skilled, semi-skilled or lower level management individuals receiving training per one of the approved NJDOT "Revised Standard Training Guidelines" (available from the Division of Civil Rights).

Where feasible, at least 50% of the training positions will be assigned to Skilled Crafts which include but are not limited to Carpenters, Dockbuilders, Electricians, Ironworkers and Operating Engineers.

a. Contractor Submission and NJDOT Approval of the Initial Training Program.

At or after the preconstruction conference and prior to the start of work, the Contractor shall submit a training program to the RE for his or her review and comments prior to Division of Civil Rights review and approval. The Contractor's training program shall include:

- (1) the number of trainees or apprentices to be trained in all selected Training Positions,
- (2) the Standard Program Hours for all positions,
- (3) an estimate of the Minimum Available Hours actually feasible on the project toward completion of the Standard Program Hours per position,
- (4) a training schedule of Estimated Start Dates for the apprentices or trainees, developed and coordinated with the project's work progress schedule,
- (5) Training Guidelines for all positions, and
- (6) which training will be provided by the Contractor and which by Subcontractors.

The number of apprentices and trainees shall be distributed among the work classifications on the basis of the Contractor's needs and the availability of journeypeople in the various crafts within a reasonable area of recruitment. The Contractor shall submit timely, revised training programs as required throughout the project to ensure that feasible and Maximum Available Training is provided. Maximum Available Training is defined as bringing each apprentice or trainee onto the project when work first becomes available in his/her craft and providing all available training until hours are no longer available.

b. Assignment of Training to Subcontractors

In the event that portions of the contract work are subcontracted, the Contractor shall determine how many, if any, of the apprentices or trainees are to be trained by subcontractors, provided,

however, that the Contractor shall retain the primary responsibility for meeting the training requirements imposed by these Training Special Provisions. The Contractor shall also ensure that these Training Special Provisions are made applicable to such subcontracts.

- c. Requirements for Recruitment, Selection and Approval of Apprentices and Trainees
- (1) Apprentices or trainees should be in their first year of apprenticeship or training. The Contractor shall interview and screen trainee candidates to determine if their actual work experience is equivalent to or exceeds that offered by the training program prior to submitting candidates, via the RE, to the Division for review and approval or disapproval.
 - (2) Training and upgrading of minorities (e.g., Blacks, Asians or Pacific Islanders, Native Americans or Alaskan Natives, Hispanics) and females toward journeyman status is a primary objective of these Training Special Provisions. Accordingly, the Contractor shall make every effort to enroll minorities and females, by conducting systematic and direct recruitment through public and private sources likely to yield minority and female apprentices or trainees, to the extent that such persons are available within a reasonable area of recruitment. This training commitment is not intended, and shall not be used, to discriminate against any applicant for training, whether a member of a minority group or not.
 - (3) No employee shall be employed as an apprentice or trainee in any position in which he or she has successfully completed a training course leading to journeyman status or in which he or she has been employed as a journeyman. The Contractor shall satisfy this requirement by including appropriate questions in the employment application or by other suitable means and by submitting an accurate and complete "Apprentice/Trainee Approval Memorandum." (Form CR-1) Regardless of the methods used, the Contractor's records should document the findings in each case.
 - (4) Skilled craft trainees may complete up to 3,000 total training hours on NJDOT projects, with an extension of an additional 1,000 hours permitted on a case-by-case basis. Semi-skilled and lower-level management trainees attain journeyman status upon completion of a training guideline and may complete up to three (3) different positions.
- d. Apprenticeship and Training Programs
- (1) The minimum length and type of training for each position will be established in the training program selected by the Contractor and approved by NJDOT and the Federal Highway Administration. NJDOT will approve a program if it is reasonably calculated to meet the equal employment opportunity obligations of the Contractor and to qualify the average apprentice or trainee for journeyman status in the craft concerned by the end of the training period.
 - (2) Apprenticeship programs registered with the US Department of Labor, Bureau of Apprenticeship and Training, or with a State apprenticeship agency recognized by USDOL BAT and training programs approved but not necessarily sponsored by the US Department of Labor, Employment and Training Administration, Bureau of Apprenticeship and Training shall also be considered acceptable provided such programs are being administered in a manner consistent with the equal employment obligations of Federal-aid highway construction contracts. Approval or acceptance of a training program shall be obtained from the NJDOT Division of Civil Rights prior to commencing work on the positions covered by the Contractor's training program. The Division will review guidelines developed by the Contractor for approval or disapproval in accordance with the Training Guideline Approval Process described in the "Revised Standard Training Guidelines". The Division will also review existing guidelines for revision based on the same process.
 - (3) It is the intention of these provisions that training be provided in construction crafts rather than clerk-typist or secretarial-type positions. Training is permitted in lower level management positions (e.g., timekeepers), where the training is oriented toward project site applications. Training in semi-skilled laborer positions is permitted provided that significant and meaningful training is available on the project site. Some offsite, classroom training (e.g., safety, first aid instruction) may be permitted as long as such training is an integral part of an approved training program and does not comprise a significant part of the overall training.
- e. Reimbursement of the Contractor for Providing Training

- (1) The Contractor will be credited for each apprentice or trainee employed on the construction site who is currently enrolled or becomes enrolled in an approved program and will be reimbursed for such apprentices or trainees as provided hereinafter. Payment will be made under the pay item Trainees at the bid price in the Proposal per person-hour of training given an employee on this contract in accordance with an approved training program. If approved, payment will be made for training persons in excess of the number specified herein. This reimbursement will be made even though the Contractor receives additional training program funds from other sources, provided such other sources do not specifically prohibit the Contractor from receiving other reimbursement. Offsite, classroom training reimbursement may only be made to the Contractor when the company does one or more of the following and the apprentices or trainees are concurrently employed on a Federal-aid project: contributes to the cost of the training and/or provides instruction to apprentices or trainees or pays their wages during the offsite, classroom training (e.g., safety, first aid instruction) period.
 - (2) The Contractor shall pay apprentices and trainees according to the project-specific New Jersey Department of Labor Prevailing Wage Rate Determination for the project.
- f. Documentation Required to be Signed by Apprentices or Trainees and provided to NJDOT
- (1) At the start of training, the Contractor shall provide the RE and each apprentice or trainee with an applicable "Training Guideline" and, at the conclusion of training, an accurate and complete "Training Certificate for Reporting Hours to NJDOT" (Form CR-3), showing hours of training satisfactorily completed.
 - (2) The Contractor shall maintain and submit an accurate and complete "NJDOT Contractor's 1409 Quarterly Training Report" (Form-CR-1409) to the RE within ten (10) days of the end of each training quarter (e.g., January 10, April 10, July 10, October 10); a copy shall also be given to each apprentice or trainee.
 - (3) The Contractor shall maintain and submit accurate and complete "Biweekly Training Reports" (Form CR-2) to the RE, and each apprentice or trainee, as periodic reports documenting performance under these Training Special Provisions.
- g. Training and Promotion
- (1) The Contractor shall assist in locating, qualifying, and increasing the skills of minority and female employees, and applicants for employment.
 - (2) The Contractor shall advise employees and applicants for employment of available training programs and entrance requirements.
 - (3) The Contractor shall periodically review the training and promotion potential of minority and female employees and encourage eligible employees to apply for such training and promotion.
- h. Determining Good Faith Compliance
- (1) Per the approved program or guideline, the Contractor shall provide Maximum Available Training to apprentices and trainees by beginning their training as soon as feasible with the start of craft work utilizing the skill involved on the project construction site and by retaining them as long as training opportunities exist in their crafts or until their training program positions are completed.
 - (2) The Contractor shall recall apprentices or trainees released due to reductions in force when the work scope permits and they are available to return. When they are unavailable to resume training on the project site, the Contractor shall submit written proof of recall efforts and replacement candidates and/or positions in a timely manner. The Contractor shall not terminate apprentices or trainees prior to completion of their training program positions without NJDOT consultation and authorization. Apprentices or trainees are not required to be on board for the entire length of the contract.
 - (3) The Contractor shall have fulfilled the contractual responsibilities under these Training Special Provisions if the company has provided Acceptable Training to the number of apprentices or trainees specified in this contract and/or by providing the remaining hours required to complete training positions begun by apprentices or trainees on other projects. The number trained shall be determined on the basis of the total number enrolled on the contract for a significant period.
 - (4) The Contractor shall be responsible for demonstrating all steps that have been taken in pursuance of enrolling minorities and females in the training program positions, prior to a

determination as to whether the Contractor is in compliance with these Training Special Provisions.

- (5) The Contractor shall submit to the RE written training program summaries at the 50% time and/or cost stage of the contract and also prior to project completion, describing all good faith actions and particularly addressing Maximum Available Training for incomplete training positions, per the procedure found in the revised "Instructions for Implementing the Training Special Provisions".

i. Enforcement Measures and Contractor's Rating

- (1) Payment will not be made if either the failure to provide the required training or the failure to hire the apprentice or trainee as a journeyman is caused by the Contractor and evidences a lack of good faith on the part of the Contractor in meeting the requirements of these Training Special Provisions.
- (2) Per established procedures and scheduled Contract Compliance Reviews, the Contractor's performance will be rated and reviewed periodically by the Department.
- (3) Noncompliance with these Training Special Provisions may be cause for delaying or withholding monthly and final payments, pending corrective and appropriate measures by the Contractor to the satisfaction of the Department, per Item 1d of these EEO Special Provisions.

8. Unions

If the Contractor relies in whole or in part upon unions as a source of employees, the Contractor will make maximum effort to obtain the cooperation of such unions to increase opportunities for minorities and females within the unions, and to effect such union referrals to the construction project. Actions by the Contractor, either directly or through a contractor's association acting as agent, will include the procedures set forth below:

- a. The Contractor will use maximum effort to develop, in cooperation with the unions, joint training programs aimed at qualifying more minorities and females for union membership and increasing their skills in order to qualify for higher paying employment.
- b. The Contractor will use maximum effort to incorporate an equal employment opportunity clause into each union agreement to the end that such union will be contractually bound to refer applicants without regard to their race, color, religion, sex, or national origin.
- c. The Contractor will obtain information concerning the referral practices and policies of the labor unions except that to the extent such information is within the exclusive possession of the labor unions and they refuse to furnish this information to the Contractor, the Contractor shall so certify to the Department and shall set forth what efforts have been made to obtain this information.
- d. In the event the unions are unable to provide the Contractor with a reasonable flow of minority and female referrals within the time limit set forth in the collective bargaining agreement, the Contractor will through independent recruitment efforts, fill the employment vacancies without regard to race, color, religion, sex, or national origin, making full efforts to obtain qualified and/or qualifiable minorities and females. (The US Department of Labor has held that it shall be no excuse that the union with which the Contractor has a collective bargaining agreement providing for exclusive referral failed to refer minority employees). In the event the union referral practice prevents the Contractor from meeting the obligations pursuant to Executive Order 11246, as amended, and these special provisions, such Contractor shall immediately notify the Department.

9. Subcontracting

- a. The Contractor will use maximum effort to solicit bids from and to utilize minority subcontractors or subcontractors with meaningful minority and female representation among their employees. Contractors may use lists of minority-owned construction firms as issued by the Department.
- b. The Contractor will use maximum effort to ensure subcontractor compliance with the equal employment opportunity obligations.

10. Documents and Reports

- a. The Contractor will maintain such documents as are necessary to determine compliance with the contract's equal employment opportunity requirements. Documents will include the following:
- (1) the number of minorities, non-minorities, and females employed in each work classification on the Project.
 - (2) the progress and efforts being made in cooperation with unions to increase employment opportunities for minorities and females (applicable only to Contractors who rely in whole or in part on unions as a source of their work force).
 - (3) the progress and efforts being made in locating, hiring, training, qualifying, and upgrading minority and female employees, and
 - (4) the progress and efforts being made in securing the services of minority and female subcontractors or subcontractors with meaningful minority and female representation among their employees.
- b. All such documents must be retained for a period of 3 years following completion of the contract work and shall be available at reasonable times and places for inspection by authorized representatives of the Department and the Federal Highway Administration.
- c. The contractor and each subcontractor must submit monthly employment and wage data to the Department via a web based application using electronic Form CC-257R. Instructions for registering and receiving the authentication code to access the web based application can be found at:

<http://www.state.nj.us/transportation/business/civilrights/pdf/cc257.pdf>

Instructions on how to complete Form CC257 are provided in the web application. Submit Form CC-257R through the web based application within 10 days following the end of the reporting month. Submission of this form also satisfies the requirement of the form FHWA 1391.

All employment and wage data must be accurate and consistent with the certified payroll records. The contractor is responsible for ensuring that their subcontractors comply with these reporting requirements. Failure by the contractor to submit Monthly Employment Utilization Report may impact the contractor's prequalification rating with the Department.

FHWA ATTACHMENT NO.7

SPECIAL CONTRACT PROVISIONS FOR INVESTIGATING, REPORTING AND RESOLVING EMPLOYMENT DISCRIMINATION AND SEXUAL HARASSMENT COMPLAINTS

The contractor hereby agrees to the following requirements in order to implement fully the nondiscrimination provisions of the Supplemental Specifications.

The Contractor agrees that in instances when it receives from any person working on the project site a verbal or written complaint of employment discrimination, prohibited under N.J.S.A. 10:5-1 et seq., 10:2-1 et seq., 42 U.S.C. 2000(d) et seq., 42 U.S.C. 2000 (e) et seq. and Executive Order 11246, it shall take the following actions:

1. Within one (1) working day commence an investigation of the complaint which shall include but not be limited to interviewing the complainant, the respondent, and all possible witnesses to the alleged act or acts of discrimination or sexual harassment.
2. Prepare and keep for its use and file a detailed written investigative report which includes the following information:
 - a) Investigatory activities and findings.
 - b) Dates and parties involved and activities involved in resolving the complaint.
 - c) Resolution and corrective action taken if discrimination or sexual harassment is found to have taken place.
 - d) A signed copy of resolution of complaint by complainant and contractor.

In addition to keeping in its files the above-noted detailed written investigative report, the contractor shall keep for possible future review by the Department all other records, including but not limited to, interview memos and statements.

3. Upon the request of the Department, provides to the Department within ten (10) calendar days a copy of its detailed written investigative report and all other records on the complaint investigation and resolution.
4. Take appropriate disciplinary action against any contractor employee, official or agent who has committed acts of discrimination or sexual harassment against any contractor employee or person working on the project. If the person committing the discrimination is a subcontractor employee, then the contractor is required to attempt to effectuate corrective and/or disciplinary action by the subcontractor in order to establish compliance with project's contract requirements.
5. Take appropriate disciplinary action against any contractor employee, official or agent who retaliates, coerces or intimidates any complaint and/or person who provides information or assistance to any investigation of complaints of discrimination or sexual harassment. If the person retaliating, coercing or intimidating a complainant or other person assisting an investigation is a subcontractor's employee, then the contractor is required to attempt to effectuate corrective and/or disciplinary action by the subcontractor in order to establish compliance with the project's contract requirements.
6. Ensure to the maximum extent possible that the privacy interests of all persons who give confidential information in aid of the contractor's employment discrimination investigation are protected.

In conjunction with the above requirements, the contractor shall develop and post a written sexual harassment policy for its work force.

Failure by the contractor to comply with the above requirements may be cause for the New Jersey Department of Transportation to institute against the contractor any and all enforcement proceedings and/or sanctions authorized by the contract or by state and/or federal law.

You have successfully completed your Prevailing Wage Rate Determination Request.

OFFICIAL WAGE RATE DETERMINATION

Click on the following links to obtain the actual wage rates (PDF) for the counties Selected :

[OCEAN , STATE WIDE RATES](#)

After you write or print the confirmation number, you may "read" the Official Wage Determination that you requested (this will be opened with the Acrobat Reader).
Once you view the Wage Determination, you may save it to your local disk drive (using the floppy disk icon) or print it on a local printer.

[Please click here to go back and submit another application for a different project](#)

Your confirmation number is 041760.

Print

Close Window

IP ADDRESS: 160.93.144.167

Confirmation Number: 041760
DATE OF REQUEST: JUN 26 2013 15:20:05

PUBLIC BODY (OWNER) WHO WILL BE AWARDING CONTRACT:

Name: NJDOT
FEIN: 000000000
Address: 1035 Parkway Avenue
City: Trenton
State: NJ
Zip Code: 08625
Project Number: DP 13120

REQUESTING OFFICER:

Officer Name: Quintin Viernes
Title:
FEIN: 000000000
Company Name: NJDOT
Address: 1035 Parkway Avenue
City: Trenton
State: NJ
Zip Code: 08625
Phone Number:
Email Address:

Proposed Advertising Date: 09-MAY-13
Estimated Value of Contract: \$1

OFFICER WHO WILL RECEIVE CERTIFIED PAYROLL:

Name: Amadeo Miro
Company Name: NJDOT
Address: 1035 Parkway Avenue
City: Trenton
State: NJ
Zip Code: 08625

DESCRIPTION OF WORK:

Route 35 Restoration Toms River Township to Mantoloking, From MP 4.00 to MP 9.07,
Contract No: 004950321; Paving, Drainage & Structures

LOCATION:

Address:

City: Toms River to Mantoloking

Counties: OCEAN,

NEW JERSEY DEPARTMENT OF LABOR PREVAILING WAGE RATE DETERMINATION

The following information applies to all rate categories in the
attached Prevailing Wage Rate Determination:

KEY TO ABBREVIATIONS:

AF = Assistant Foreman Rate Per Hour	LAM = Layout Man Rate Per Hour
AGF = Assistant General Foreman Rate Per Hour	LF = Lead Foreman Rate Per Hour
B = Benefit Rate Per Hour	LM = Lead Man Rate Per Hour
CS = Cable Splicer Rate Per Hour	PH = Probationary Helper Rate Per Hour
D = Effective Date of Wage Rate	PR = Plan Reader Rate Per Hour
DF = Deputy Foreman Rate Per Hour	RT = Radio Tower Rate Per Hour
F = Foreman Rate Per Hour	SF = Sub-Foreman Rate Per Hour
GF = General Foreman Rate Per Hour	T = Total Rate Per Hour
H = Helper Rate Per Hour	WF = Working Foreman Rate Per Hour
J = Journeyman Rate Per Hour	

FRINGE BENEFITS:

Fringe benefits are an integral part of the prevailing wage rate and are in addition to those wages calculated as rate per hour. Employers not paying these benefits to a payee designated in a collective bargaining agreement shall pay the benefits directly to the employee on each pay day.

ASTERISK:

When an asterisk (*) appears below a date, it indicates that there will be a future allocation between the hourly rate and the fringe benefit rate. The total rate is indicated under the future effective date.

NOTE:

SNOW PLOWING CONTRACTS ARE NOT COVERED UNDER THE
NEW JERSEY PREVAILING WAGE ACT.



STATE of NEW JERSEY
DEPARTMENT OF LABOR
P.O. BOX 389
TRENTON, NJ 08625-0389

THIS FORM MUST BE COMPLETED BY THE PUBLIC BODY (Owner)

Date of Determination: _____ Confirmation Number: _____

Please provide information, as soon as available, as indicated below, and return to:

Public Contracts Section
Division of Wage and Hour Compliance
P.O. Box 389
Trenton, NJ 08625-0389

Owner-Department Agency: _____

Description of Work: _____

Location where work will be performed: _____

Municipality: _____ County: _____ Value of Contract: _____

Certified Payroll Official: _____

Contractors: _____

Date job to start (or started): _____



State of New Jersey

DEPARTMENT OF LABOR AND WORKFORCE DEVELOPMENT
PO BOX 389
TRENTON, NEW JERSEY 08625-0389

June 25, 2013

LISTED CONTRACTORS AND SUBCONTRACTORS

PURSUANT TO N.J.S.A 34:11-56.37 AND 34:11-56.38 OF THE PREVAILING WAGE ACT

NO PUBLIC WORKS CONTRACT MAY BE AWARDED TO ANY OF THE FOLLOWING CONTRACTORS AND SUBCONTRACTORS OR TO ANY FIRM, CORPORATION OR PARTNERSHIP IN WHICH THEY HAVE AN INTEREST UNTIL THE EXPIRATION DATE GIVEN.

<u>CONTRACTORS AND SUBCONTRACTORS</u>	<u>ADDRESS</u>	<u>EXPIRATION DATE</u>
4 S Logging & Lumber Co., Inc. Carole Johnson, Secretary George Heigel, Vice-President Shawn Sheeley, President	130 Sheeley Road Ext., Kersey, PA 15846 390 Seneca Road, St marys, PA 15857 350 Main Street, Kersey, PA 15846 130 Sheeley Road, Kersey, PA 15846	05/29/2016
A & M Remodelling Artem Melnyk, Member	10017 Jeans Street, 1st Floor, Philadelphia, PA 19116 8653 Glenloch Street #2, Philadelphia, PA 19136	11/15/2015
A. Pflugh, Inc. Edward M. Pflugh, President Mary T. Yanvary, Vice-President Teresa M. Pflugh, Secretary	15 Flanders Netcong Road, Flanders, NJ 07836 8 Elmwood Avenue, Washington, NJ 07882 25 Sunset Lake Road, Hardwick, NJ 07825 27 Sunset Lake Road, Hardwick, NJ 07825	06/27/2013
Above the Rest Glass LLC William Mackey, President	2345 Route 9 Unit 3, Toms River, NJ 08755 725 South East 43rd, Terrace, Cape Coral, FL 33904	06/13/2014
ACC Construction LLC Christopher Zimmermann, President	2303 Owen Ct., Toms River, NJ 08755 2303 Owen Court, Toms River, NJ 08755	02/11/2016
ACC Contractors Corp. Robert Lueders, Owner	105 11th Street, Hoboken, NJ 07030 1008 Ridge Drive, Union, NJ 07083	05/21/2016
Advanced Spray Technology Robert Woods, President	6384 Tollgate Road, Zionsville, PA 18092 6384 Tollgate Road, Zionsville, PA 18092	01/14/2016
Allure General Contracting Inc. Mohd Odeh, Owner / Officer	203 Paterson Ave., Wallington, NJ 07057 234 Bathgate Avenue, Franklin, NJ 08873	01/18/2015
ALM Reliable Construction LLC David Neves, Owner / Officer	373 Westwood Avenue, Suite #3, Long Branch, NJ 07740 373 Westwood Avenue, Suite #3, Long Branch, NJ 07740	03/09/2014
American Air Systems Group Thomas O'Connell, President	10 Franklin Avenue, Edison, NJ 08837 499 Grace Hill Road, Monroe Twp, NJ 08837	10/01/2015

CONTRACTORS AND SUBCONTRACTORS**ADDRESS****EXPIRATION DATE**

Amped Electrical Contracting LLC Jason A. Pilkington, President	11 Hanover Drive, Cookstown, NJ 08511 11 Hanover Drive, Cookstoitwn, NJ 08511	12/14/2013
Anchorage Construction Corp. Andre Campanella, Vice-President Lauren Campanella, President	95 Wall Street, Suite 506, New York, NY 10005 948 Sinclair Ave, Staten Island, NY 10309 948 Sinclair Avenue, Staten Island, NY 10309	02/06/2016
Anew Fence & Railings Donald Eastmond, Owner	292 Church Street, Aberdeen, NJ 07747 292 Church Street, Aberdeen, NJ 07747	09/16/2015
Artco Contracting & Development Artco Contracting & Development, Inc. Peter Santos, President	35 Elmwood Ave, Unit 2B, Union, NJ 07083 35 Elmwood Ave, Unit 2B, Union, NJ 07083	10/09/2015
Bechi Contracting LLC (EBA Painters) Bechi Contracting LLC Rony Barahona, Member	549 Summit Ave, Maplewood, NJ 07470 549 Summit Ave, Maplewood, NJ 07040	03/25/2016
Benny Construction, Inc Benjamin (Benny) Costa, President	150 Chestnut Street, Kearny, NJ 07032 150 Chestnut Street, Kearny, NJ 07032	11/14/2013
Big Bounce LLC Therman McMillan, President	15 Louis Avenue, West Milford, NJ 07480 15 Louis Avenue, West Milford, NJ 07480	10/27/2013
Big Daddy Const. T/A Bros. Pav. & Excav. Co., Inc. Charles G. Dipierro, President Kevin J. Dipierro, Vice-President	35 Lower Matchaponix Road, Monroe Township, NJ 08831-1443 404 Spotswood Gravel Hill, Road, Monroe Township, NJ 08831 402 Spotswood Gravel Hill, Road, Monroe Township, NJ 08831	11/24/2014
BP Enterprises, Inc. Branson Pickney, Owner	408 West 129th Street, Apt. 7, New York City, NY 10027 408 West 129th Street, Apt. 7, New York, NY 10027	01/13/2016
Buckler Associates, Inc. Bert L. Buckler, President	182 Wycoff Way West, East Brunswick, NJ 08816 182 Wycoff Way West, East Brunswick, NJ 08816	01/02/2016
C & P Building Enterprises Rolando Cribeiro, President	224 61th Street, West New York, NJ 07093 12 Saddle Ranch Lane, Hillsdale, NJ 07642	08/18/2014
C L Management C. William Genard, President Thomas W. Ferrell, Vice-President	230 8th Avenue, Collegeville, PA 19426 230 8th Avenue, Collegeville, PA 19426 905 Church Street, Royersford, PA 19468	06/23/2014
C.M. Mechanical John McGimpsey, Owner	383 Middle Road, Hazlet, NJ 07730 383 Middle Road, Hazlet, NJ 07730	05/03/2014
C.O.D. Industries, Inc. Bronislaw Perdek, Owner / Officer Darius Perdek, Owner / Officer	21 Union Street #2, Lodi, NJ 07644 112 River Drive, Garfield, NJ 07026 21 Union Street #2, Lodi, NJ 07644	08/28/2014
Calvin's Floor Service, aka Calvin's Carpet Service Calvin Hudson, Owner	126 Winding Ridge Road, Dover, DE 19904 126 Winding Ridge Road, Dover, DE 19904	06/11/2016
Care Trucking, LLC Johnathan Diaz Bonilla, Owner	8 John Hay Ave, Kearny, NJ 07032 8 John Hay Ave, 1st Fl, Kearny, NJ 07032	02/21/2014
Carpet Showcase, Inc. T Construction, Inc. Thomas O'Connell, President	92 Rock Road East, Green Brook, NJ 08812 10 Franklin Avenue, Edison, NJ 08837 449 Grace Hill Road, Monroe, NJ 08817	12/16/2013 02/10/2016

<u>CONTRACTORS AND SUBCONTRACTORS</u>	<u>ADDRESS</u>	<u>EXPIRATION DATE</u>
Citadel Environmental Consultants William Muzzio Jr., Owner	1 Center Circle, Woodbridge, NJ 07095 597 Lyman Ave, Woodbridge, NJ 07095	01/14/2016
Commercial Flooring Center of New Jersey Leonard Torchia, Member Maryjo Torchia, aka Maryjo Lonisin, President	P.O. Box-1033, West Caldwell, NJ 07007 5 Lucy Court, Pompton Plains, NJ 07444 P.O. Box-1033, West Caldwell, NJ 07007	01/08/2015
Connect-Technologies, Inc. Paul F Hendrick, Owner	1994 Concord Road, Chester, PA 19013 2016 Walnut Avenue, Holmes, PA 19043	10/18/2013
Con-Tech Painting, Inc John Constantino, President	233 Rock Road, Suite 209, Glen Rock, NJ 07452 233 Rock Road, Suite 209, Glen Rock, NJ 07452	12/14/2013
CP Building Corporation Rolando Cribeiro, President	224 61st Street, West New York, NJ 07093 12 Saddle Ranch La., Hillsdale, NJ 07642	02/21/2014
Crossroad Construction Corp. Antonio Gomes Sr., President	312 Emmet Street, Newark, NJ 07114 164 Green Street, Newark, NJ 07105	05/12/2016
CSI Green Inc. Hector Rivera, President	P.O. Box 66, Scotch Plains, NJ 07076 1 Kevin Rd., Scotch Plains, NJ 07076	01/08/2015
CTS Heating & Air Conditioning Charles Schaffer, President	1828 Herbert Blvd., Williamstown, NJ 08094 1828 Herbert Blvd., Williamstown, NJ 08094	12/05/2013
D. Simonetti, Inc. David Simonetti, Vice-President Domenico Simonetti, President	35 Hayes Street, Elmsford, NY 10523 8 Hightor Road, New City, NY 10956 6 Hanford Place, Tarrytown, NY 10591	02/07/2015
Dean Development Inc. William Bocra, President	One North Rhoda Street, Monroe Township, NJ 08831 One North Rhoda Street, Monroe Township, NJ 08831	02/06/2015
Demrex Industrial Services, Inc. Barry Portnoy, President	1300 Industrial Boulevard, Unit 5, Southampton, PA 18966 1300 Industrial Boulevard, Unit 5, Southampton, PA 18966	01/29/2015
Design Contracting Joseph Bethea, President	349 Johnson Avenue, Lawrenceville, NJ 08648 349 Johnson Avenue, Lawrenceville, NJ 08648	08/18/2014
Designer Impressions Daniel Mena, Owner	1002 Taunton Ave, West Berlin, NJ 08091 1002 Taunton Ave, West Berlin, NJ 08091	11/15/2015
Diamond State Wall Systems, LLC Nick Cerelli, Member	1640 Nixon Dr Ste 285, Moorestown, NJ 08057 1640 Nixon Dr. Ste. 205, Moorestown, NJ 08057	02/05/2016
Division Ten Installations, LLC Kevin G. Eib, President	29 Monmouth Road, Monroe Twp., NJ 08831 29 Monmouth Road, Monroe Twp., NJ 08831	04/09/2016
DMH Trucking, Inc. Joe Hilt, President	79 Myrtle Ave, Mickleton, NJ 08056 79 Myrtle Ave, Mickleton, NJ 08056	08/22/2015
Donco Builders Inc. Charles Shipe, Vice-President Donna Shipe, President	604 S. Broad Street, Clayton, NJ 08312 604 South Broad Street, Clayton, NJ 08312 604 South Broad Street, Clayton, NJ 08312	08/16/2013
DRF Contracting, Inc. Donald Freels, President	60 Michael Rd., Oxford, NJ 07963 60 Michael Rd., Oxford, NJ 07863	04/19/2014
East Commercial Construction Stephen Gallagher, Owner	111 Prospect St. Apt 4F, Westfield, NJ 07090 221 Coolidge Street, Suite 11, Linden, NJ 07036	07/29/2015

CONTRACTORS AND SUBCONTRACTORS**ADDRESS****EXPIRATION DATE**

Eastern American Renovation Corp.	565 Fairview Ave., Ridgewood, NY 11385-1947	04/18/2015
Tomasz Markowski, President	2026 Himrod Road, Ridgewood, NY 11385	
Edward J. Albert & Son Inc.	20 Wilson Avenue West, East Hanover, NJ 07936	03/25/2016
Elizabeth S. Albert, Secretary	20 Wilson Avenue West, East Hanover, NJ 07936	
John Albert, Vice-President	66 Cherokee Street, Rockaway, NJ 07866	
Joseph Albert, Vice-President	28 Emanuel Street, East Hanover, NJ 07936	
Thomas E. Albert, President	1343 South Beverwyck Road, Parsippany, NJ 07054	
Eide Trucking, Inc.	8 Prince William Road, Morganville, NJ 07751	12/10/2015
Steve Eide, President	8 Prince William Road, Morganville, NJ 07751	
Elite Installations LLC	1001 Lower Landing Road, Suite 102, Blackwood, NJ 08012	10/18/2013
Albert Rossi, Owner	419 Colts Run Rd., Williamstown, NJ 08094	
Empire Glass Paint and Mirror Inc.	1265 West Laurel, Boulevard, Pottsville, PA 17901	09/23/2013
Andrew D. Koperna, President	1265 West Laurel, Boulevard, Pottsville, PA 17901	
Roger S. Koperna, Vice-President	1265 West Laurel, Boulevard, Pottsville, PA 17901	
Ernesto Caballero T/A E.C. Drywall	83 Walnut Street, Apt. 46, Toms River, NJ 08753	06/13/2014
Ernesto Caballero, Owner	83 Walnut Street, Apt. 46, Toms River,	
Estrada & Roca LLC	468 9th Street, Palisades Park, NJ 07650	05/30/2016
Hector Estrada, Owner	432 52nd Street Apt 2, West New York, NJ 07093	
Jose Roca, Owner	468 9th St, Apt # 2, Palisades Park, NJ 07650	
European Metal Group	47-53 South 20th Street, Irvington, NJ 07111	11/14/2013
Armando Pena, President	1438 Lower Road, Elizabeth, NJ 07208	
F.O. Home Improvement, LLC	323 Mill Street, South Plainfield, NJ 07080	10/04/2014
Michael O'Brien, Member	323 Mill Street, South Plainfield, NJ 07080	
Falcon Ridge Construction Co., Inc.	475 Watchung Ave., Suite 8, Watchung, NJ 07069	11/17/2014
David Kachmar, President	11 Blue Ridge Avenue, Green Brook, NJ 08812	
FEH Global LLC	1440 South 8th Street, P.O. Box 2091, Camden, NJ 08101	03/24/2014
Frederick Holman, President	1440 South 8th Street, Camden, NJ 08104	
Ferrell Concrete, LLC	2646 E. Harrison Ct., Gilbert, AZ 85295	08/28/2014
Noel Ferrell, Owner	5 Point St., Hainesport, NJ 08036	
Fitts Sheetmetal Inc.	44 Inman Place, North Arlington, NJ 07031	01/09/2014
Brian Szilva, President	44 Inman Place, North Arlington, NJ 07031	
Peter Szilva, Vice-President	44 Inman Place, North Arlington, NJ 07031	
Fortress Construction Co., Inc.	66 6 th Ave., Long Branch, NJ 07740	07/29/2015
Fernando F. Pinho, President	66 6 th Ave., Long Branch, NJ 07740	
Frank J. Muratore, Jr., Inc.	1828 Herbert Boulevard, Williamstown, NJ 08094	10/09/2015
Frank J. Muratore	1828 Herbert Boulevard, Williamstown, NJ 08094	
Frank J. Muratore Jr., Owner		
G&G Drywall, Inc.	256 Grove St., North Plainfield, NJ 07060	03/05/2015
Efrain Gonzalez, Owner	256 Grove St., North Plainfield, NJ 07060	
G. O. Underground, LLC	16192 Coastal Highway, Lewes, DE 19958	05/13/2016
Thomas F. Malone, III, Member		

<u>CONTRACTORS AND SUBCONTRACTORS</u>	<u>ADDRESS</u>	<u>EXPIRATION DATE</u>
G.W. Smith Construction, Inc. Gary W. Smith, President Lisa L. Smith, Vice-President	584 Erial Road, Sicklerville, NJ 08081 584 Erial Road, Sicklerville, NJ 08081 584 Erial Road, Sicklerville, NJ 08081	04/17/2016
George's Carpet George Tassogloy George Tassogloy, Owner	105 Cedar Ave, Woodlynne, NJ 08107 105 Cedar Ave, Woodlynne, NJ 08107	02/18/2016
GLB Construction Gerardas Balcanas, Owner / Officer	458 Livingston Dr., East Windsor, NJ 08520 458 Livingston Dr., East Windsor, NJ 08520	06/23/2014
Globo Contracting Corporation Antonio Martins, President Manuel Martins, Treasurer Rogerio Martins, Vice-President	562 Jernee Mill Rd., Sayreville, NJ 08872 215 Princeton Road, Parlin, NJ 08859 15 Center Street, South River, NJ 08882 46 Grove Street, South River, NJ 08882	01/13/2016
GM Masonry, Inc. George McGee, President	99 Hillside Terrace, Parsippany, NJ 07054 99 Hillside Terrace, Parsippany, NJ 07054	02/06/2016
Grab Heating and Air Conditioning, LLC. Zbigniew Grabowski, Owner	35 Jersey Street, East Rutherford, NJ 07073 35 Jersey Street, East Rutherford, NJ 07073	05/14/2016
Green Giant Landscaping, Inc. Sean Carey, President	21 Edgewood Road, Ringwood, NJ 07456 21 Edgewood Road, Ringwood, NJ 07456	10/04/2014
Green Oasis Maintenance, Inc. Franco S. DiMeglio, President	409 Bennetts Lane, Somerset, NJ 08873 409 Bennetts Lane, Somerset, NJ 08873	04/18/2015
Harlow Contracting, Inc. Albert J Harlow Jr, President	4771 Route 212, PO Box 147, Durham, PA 18039 515 Summit Lane, Riegelsville, PA 18077	04/21/2016
HD Flooring David Cherkas, Owner	177 Holly Drive, Levittown, PA 19057 177 Holly Drive, Levittown, PA 19057	05/03/2014
Heritage Construction Enterprises Darin Smith, President	45 Oxycocus Rd., Manahawkin, NJ 08050 45 Oxycocus Road, Manahawkin, NJ 08050	11/18/2013
Holley Enterprises, Inc. William C. Holley, President	105 Vandever Avenue, Wilmington, DE 19802 4 North Pennbrook Drive, Middletown, DE 19709	07/19/2014
Infinity Construction & Son, LLC Pat Sellitti, Owner	870 Lamont Ave., Staten Island, NY 10309 870 Lamont Ave., Staten Island, NY 10309	04/15/2016
Infinity Landscaping Inc. George Boos, President	551 Stanton Avenue, Franklinville, NJ 08322 551 Station Avenue, Franklinville, NJ 08322	11/24/2014
International Construction Co, Inc. Ciro Randazzo, President Girolama Randazzo, Secretary	99 Passaic St., Garfield, NJ 07026 99 Passaic Street, Garfield, NJ 07026 99 Passaic Street, Garfield, NJ 07026	01/17/2014
J & T Express Trucking LLC Jerald Moss, Managing Member Tara Outlaw, Managing Member	238 LaCascata, Clementon, NJ 08021 238 LaCascata, Clementon, NJ 08021 238 La CasCata, Clementon, NJ 08021	09/23/2013
J O'Donnell Contractors Inc. same James O'Donnell, President	480 Pompton Ave., Unit 1, Cedar Grove, NJ 07009 480 Pompton Avenue, unit 1, Cedar Grove, NJ 07009	09/23/2013
James Rough Bleachers James Rough, Owner	12767 Van Horne Rd., Meadville, PA 16335 12767 Van Horne Rd., Meadville, PA 16335	03/21/2016

CONTRACTORS AND SUBCONTRACTORS**ADDRESS****EXPIRATION DATE**

Jardine Siding & Windows LLC Patrick Jardine, Owner	5220 Megill Road, Farmingdale, NJ 07727 5220 Megil Road, Farmingdale, NJ 07727	07/20/2013
Jehovah' Jireh Rebar LLC Lasonja Hoover, Owner	1773 Hughes Terrace, Piscataway, NJ 08854 50 Compton Avenue, Plainfield, NJ 07063	01/17/2014
Jersey Coast Construction Corp. Tracey Casarola, President	26 Patterson Drive, Freehold, NJ 07728 26 Paterson Avenue, Freehold, NJ 07728	03/24/2014
Jersey Wall Concepts, LLC Matus Madar, Managing Member	24 Westminster Boulevard,, Apt. G, South Amboy, NJ 08879 75 Hart Street, Sayreville, NJ 08872-1123	03/25/2015
JIC-ELCO Inc. Frederick Ellis, President	2 Island Pond Road, Derry, NH 03038 2 Island Pond Road, Derry, NH 03038	08/26/2015
John Gustafson Excavating, Inc. John Gustafson, President	216 Union Street, Montgomery, NY 12549 39 Charles Street, Montgomery, NY 12549	04/09/2016
John Paris Construction John Paris, Owner	549 Sherman Ave., Belford, NJ 07718 549 Sherman Ave., Belford, NJ 07718	08/19/2013
Johnson's Construction Inc. Henry Johnson, Owner	1258 N. East Avenue, Vineland, NJ 08360 1258 N. East Avenue, Vineland, NJ 08360	01/24/2016
Joro Construction, Incorporated Joseph Bannon, President	250 Gorge Road, Cliffside Park, NJ 07010 250 Gorge Road, Cliffside Park, NJ 07010	11/24/2014
Joseph Kenney Construction Inc. Joseph Kenney, President	PO Box 552, Elmwood Park, NJ 07407 10 Matthew Drive, Sparta, NJ 07407	05/28/2015
Joe's Scaffolding, Inc. John T. Gregorio, Jr., President	PO Box 1937, Linden, NJ 07036 309 W. Elizabeth Ave., Linen, NJ 07036	12/16/2013
King's Associates, Inc. Choy Ling Lam, President	112-45 Roosevelt Ave., Queens, NY 11368 112-45 Roosevelt Ave., Queens, NY 11368	04/10/2014
Leni Network Inc. Nikola Tasevski, President	24 Bond Street, Wallington, NJ 07057 24 Bond Street, Wallington, NJ 07057	07/22/2013
Lizbeth Trucking Daniel (Danile) Ruiz, Owner	596 Elm St., Kearny, NJ 07032 596 Elm St., Kearny, NJ 07032	11/24/2014
Lou's Truck Repair, LLC Louis Herman, Owner	172 Baekeland Avenue, Middlesex, NJ 08846 304 Vail Avenue, Piscataway, NJ 08854	08/29/2013
Low Bid, Inc. George McNulty, President	125 East Broadway, Long Beach, NY 11561 125 East Broadway, Suite 507, Long Beach, NY 11561	11/24/2014
Lucas Construction Services Mark Lucas, Owner	31 Glassboro Rd, Monroeville, NJ 08343 ,,	10/11/2015
M H H C Corp. Joseph Budis, President	1508 Burnet Avenue, Unit 26, Union, NJ 07083 10 First Street, New Providence, NJ	02/21/2014
Mar Builders Mar Builders, Inc. Nuno Ferreira, President	165 Brunswick Street, Newark, NJ 07114 295 Baltursol Way, Springfield, NJ 07081	05/07/2015
son Tech, LLC Iwona Zielonka, Vice-President Mariusz Zielonka, President	35 Eighth St. Suite 7, Passaic, NJ 07055 30 Carolyn Ct., E. Hanover, NJ 07936 30 Carolyn Ct., E. Hanover, NJ 07936	08/09/2015

CONTRACTORS AND SUBCONTRACTORS**ADDRESS****EXPIRATION DATE**

Matt's Plumbing and Heating, Inc. Matthew J. Gannon, President	168 W. Sylvania Avenue, Neptune City, NJ 07753 16 Abbott Ave., Ocean Grove, NJ 07756	01/31/2015
McGarrigle's Carpet David McGarrigle, Owner	1500 Carlene Street, Langhorne, PA 19047 1500 Carlene Ct., Langhorne, PA 19047	05/03/2014
Meko Architectural Michelle Poyer, Owner	18 Terrace Street, Carbondale, PA 18407 18 Terrace Street, Carbondale, PA 18407	07/19/2013
MJM Painting LLC Michael Contreras, Owner	77 Littleton Road, PO Box 226, Morris Plains, NJ 07950 77 Littleton Road, Morris Plains, NJ 07950	04/11/2016
MJP, Inc., aka Mark J. Paragiacomus, Inc. Mark J Papagiacomus, Owner	744 South Street, Unit 65, Philadelphia, PA 19147 1874 Catasququa Road, Allentown, PA 18109	07/20/2013
Monmouth Construction LLC same Shawn F. Mowery, Member	201 3rd Ave., Bradley Beach, NJ 07720-1251 1A Maple Leaf Drive, Holmdel, NJ 07733	03/11/2016
National Architectural Products Inc. Antonene Yuhasz, President James Yuhasz, Vice-President	1711 Ginesi Drive, Suite 2, Freehold, NJ 07728 4 Grant Dr., Cream Ridge, NJ 08510 4 Grant Dr., Cream Ridge, NJ 08514	02/18/2016
New Concepts Electric Co. Walter F. Bushey, Jr., Owner	140 Circle Drive North, Piscataway, NJ 08854 36 Bayberry Drive, Holmdel, NJ 07733	07/19/2014
NMP Electro-Mechanical Services Norman Powlett, Owner	133 Mill Street -2R, Mount Holly, NJ 08060 133 Mill Street, 2R, Mount Holly, NJ 08060	12/28/2014
Noe's Concrete Inc Noe Alatorre, Owner	30 Euclid Ave, Medford, NY 11753 30 Euclid Ave, Medford, NY 11763	06/06/2016
Nordic Trucking Limited Liability Company Maryellen Eide, President	3143 Bordentown Avenue, Parlin, NJ 08859 8 Prince William Road, Morganville, NJ 07751	02/06/2016
Old City Remodeling Fabricio Franco, Owner	1406 Lexington Pl., Elizaheth, NJ 07208 1406 Lexington Pl., Elizabeth, NJ 07208	06/09/2016
Omega Star LLC Joao Ferreira, President	223 William Street, South River, NJ 08882 223 Williams Street, South River, NJ 08882	06/23/2014
Orango Services, LLC. Tyrone Orango, Partner	18724 Seaford Ave., Orlando, FL 32820 18724 Seaford Ave., Orlando, FL 32820	07/20/2013
Paint & Rollers LLC Erasmus Guzman, Owner / Officer Yvonne K. Guzman, Owner / Officer	PO Box 1287, Kearny, NJ 07032 45 Kingsland Avenue, Kearny, NJ 07032 45 Kingsland Avenue, Kearny, NJ 07032	02/21/2014
Palmer Construction N.J., Inc. Carmelo (Carmine) Mazza, President Peter Lanza, Vice-President	162 North 8th Street, Kenilworth, NJ 07033 15 Marlin Ave., West, Edison, NJ 08820 18 Willetta Drive, Jackson, NJ 08527	06/13/2014
Parikh, Inc. SUSPENDED PENDING DEBARMENT Nirupama Parikh, President Yogini Parikh, President	102-104 Greylock Ave., Belleville, NJ 07109 102-104 Greylock Ave., Belleville, NJ 07109 61 Vones Lane, Raritan, NJ 08869	SUSPENDED
Pasian Construction Co., Inc. Paula Costa, President	10 Columbia Avenue, Suite B, Kearny, NJ 07032 33 E. Kupsch St., Sayreville, NJ 07032	01/18/2015

CONTRACTORS AND SUBCONTRACTORS**ADDRESS****EXPIRATION DATE**

Patriot Carpentry, LLC Richard Dube, Principal	111 Coach House Square, Pooler, GA 31322 111 Coach House Square, Pooler, GA 31322	03/25/2016
Patti Construction, LLC James Patti, Owner	2700 Hamilton Blvd., P.O. Box 169, South Plainfield, NJ 07080 ..	01/13/2016
Peter Giancola & Sons Incorporated Gregory J. Costa, President Mark Gilbert, Secretary Vincent C. Costa, Vice-President	89 Unwin Drive, Hamilton, NJ 08610 2168 South Olden Avenue, Trenton, NJ 08610 89 Unwin Drive, Trenton, NJ 08610 835 Estates Boulevard, Hamilton Township, NJ 08650	07/29/2015
Pinnacle Construction & Renovation Corp. Roman Olejnik, President	1632 Stephen Street, Ridgewood, NY 11385 1882 Putnam Ave., Ridgewood, NY 11385	03/25/2015
Pitbull Electric, Inc. John J. Tomasello, President	415 Commerce Lane, Suite 2, West Berlin, NJ 08091 140 Ryans Run, Sicklerville, NJ 08081	06/26/2015
PL Stone & Stucco Jozef Kosicky / Lucia Kosicky Jozef Kosicky, Owner	15 Parkwood Dr., Apt. 1, South Amboy, NJ 08879 15 L Parkwood Dr., South Amboy, NJ 08879	03/31/2016
Poppe Construction, Inc. Glen Poppe, President	795 Susquehanna Ave., Franklin Lakes, NJ 07417 795 Susquehanna Ave., Franklin Lakes, NJ 07417	10/04/2014
Poppe Contracting Inc. Glen P. Poppe, President	795 Susquehanna Avenue, Franklin Lakes, NJ 07417 795 Susquehanna Avenue, Franklin Lakes, NJ 07417	10/04/2014
Pozo Mechanical Inc. Alipio H. Pozo, Owner	187 Cortlandt Street, Belleville, NJ 07109 187 Cortlandt Street, Belleville, NJ 07109	01/14/2016
Pfamukh Aluminum & Glass Co., Inc. Bharat Thaker, President Trupti B. Thaker, Vice-President	1022 Hamilton Street, Somerset, NJ 08873 221 Woodmere Road, North Brunswick, NJ 08902 221 Woodmere Road, North Brunswick, NJ 08902	02/25/2016
Prime Environmental Services, Inc. Inno Obiorah, President	358 Broadway, Newark, NJ 07104-6001 658 Rutgers Pl., Paramus, NJ 07652	11/22/2013
RAM Custom Flooring LLC Andrew Smith, Owner	PO Box 26, Chathan, NJ 07928 1612 Edmund Terrace, Union, NJ 07087	08/06/2015
Randy Burde Installations LLC Randy Burde, Owner	3 Oneida Avenue, Waretown, NJ 08758 3 Oneida Avenue, Waretown, NJ 08758	03/24/2014
Retaining Wall Systems of NJ, Inc. Richard Vuolo, President	40 Baldwin Road, Parsippany, NJ 07054 40 Baldwin Road, Parsippany, NJ 07054	06/23/2014
RI Inc. d/b/a Seating Solutions SUSPENDED PENDING DEBARMENT Lisa Suprina, President Scott Suprina, Vice-President Tony English, Secretary	63 Oser Avenue, Hauppauge, NY 11788 26 Parkway Drive south, Commack, NY 11725-5110 63 Oster Ave., Hauppauge, NY 11788 28 Royal Oak Drive, Huntington, NY 11746	SUSPENDED
Ricardo Saucedo Samaniego Drywall Ricardo Samaniego, President	6701 Kindred Street, Philadelphia, PA 19149 6701 Kindred St., Philadelphia, PA 19149	06/12/2014
Riteway Construction, Inc. sidro Mirassol, President	20 Cherry Hill Lane,, Apt. D, Old Bridge, NJ 08857-4737 20 D Cherry Hill Lane, Old Bridge, NJ 08857	02/27/2015
Rivera Construction Basilio Rivera, Owner	169 Maple Street, Fairview, NJ 07022 169 Maple Street, Fairview, NJ 07022	07/19/2014

CONTRACTORS AND SUBCONTRACTORS**ADDRESS****EXPIRATION DATE**

Riverton Pool and Garden Center Dennis J. Grigioni, President	Route 130, Cinnaminson, NJ 08077 110 Haverford Ct., Moorestown, NJ 08057	05/15/2014
Robinson-Hess Co, Inc. Kevin Schulcz, President Meg Schulcz, Owner	11 Millbridge Drive, Aston, PA 19014-1062 11 Mill Ridge Dr., Aston, PA 19014 11 Mill Ridge Dr., Aston, PA 19014	05/27/2013
Roc Z Industries, Inc. Robert Blazak, President	1700 Beacon Street, Toms River, NJ 08757 1700 Beacon Street, Toms River, NJ 08757	12/28/2014
Root-Away Sewer & Drain Cleaning, Inc. Ann Schroeder, Vice-President Francis Robert Schroeder, President	738 Liberty St., Trenton, NJ 08611 106 Summer Lea Ct., New Hope, PA 106 Summer Lea Ct., New Hope, PA	07/19/2014
S & J Contractors LLC Janusz Brzezinski, President	2815 Green Ave, Bristol, PA 19007 PO Box 1118, Bristol, PA 19007	08/22/2015
S & S Carpet Steven Simoni, President	25 Jocynda Road, Flanders, NJ 07836 ,,	10/10/2015
Schenley Construction Inc. Diane Deaver, President Kenneth Deaver, Vice-President	731 Warwick Turnpike, Hewitt, NJ 07421 29 Crystal Farm Rd., Warwick, NY 10990 29 Crystal Farm Rd., Warwick, NY 10990	09/20/2015
Seaport Builders, L.L.C. Seaport Builders, L.L.C. Grace Leatherman, Owner / Officer	505 Buhler Ave, % Grace Leatherman, Pine Beach, NJ 08741 611 Vista Ct., Pine Beach, NJ 08741	05/02/2015
Seminole Construction, LLC Sandra Morizzo, Managing Member	128 Bartlett Ave, West Creek, NJ 08092 311 Holyoke, Beach Haven, NJ 08008	12/19/2015
Shoreline Marine Construction, LLC Kenneth Pontari, Partner	213 West Edgewood Ave, Linwood, NJ 08221 213 West Edgewood Ave., Linwood, NJ 08221	06/03/2016
Siwa Contractors, Inc. Silvana Alvarez, President Walter Lopez, Vice-President	301 Orchard Terrace, Bogota, NJ 07603 301 Orchard Terrace, Bogota, NJ 07603 301 Orchard Terrace, Bogota, NJ 07603	11/28/2013
SJK Services LLC Dean Kau, Owner	1616 Chipmunk Ct., Toms River, NJ 08755 12 Pumpshire Rd., Toms River, NJ 08753	09/18/2015
SPMG Construction Inc. Robledo Morais, President	3001 Route 130, Apt. 8D, Delran, NJ 08075 3001 Route 130 Apt 8D, Delran, NJ 08075	03/31/2016
SRP Restoration, LLC Scott Perez, CEO	206 Predmore Ave, Lanoka Harbor, NJ 08734 206 Predmore Ave, Lanoka Harbor, NJ 08734	09/26/2013
Starr Contracting LLC Martin Starr, Owner / Officer	247 Raritan Boulevard, Cliffwood Beach, NJ 07735 247 Raritan Boulevard, Cliffwood Beach, NJ 07735	02/27/2015
Structural Safety Incorporated Gina Doyle, President	716 White Horse Pike, Hammonton, NJ 08037 716 White Horse Pike, Hammonton, NJ 08037	04/04/2015
Superior Concrete, Inc. Thomas Eissler, President	1151 Glassboro Road, Williamstown, NJ 08094 1405 Alpine Lane, Williamstown, NJ 08094	08/16/2013
Superior Taping & Union Drywall, Inc. James G. Brady, President John A. Brady Jr., Vice-President	1009 4th Avenue, Egg Harbor, NJ 08215 1009 4th Ave., Egg Harbor City, NJ 08215 437 S. Second Avenue, Galloway, NJ 08205	09/26/2013

CONTRACTORS AND SUBCONTRACTORS**ADDRESS****EXPIRATION DATE**

Tabor Acoustical, Inc.	431 South Main Street, Williamstown, NJ 08094	12/19/2015
Joseph Gallagher, President	859 Coles Mill Road, Williamstown, NJ 08094	
Tabor Mill Work of South Jersey, Inc.	858 Coles Mill Road, Williamstown, NJ 08094	01/09/2016
Joseph Gallagher, President	858 Coles Mill Road, Williamstown, NJ 08094	
Tela Stretch Systems, LLC	9 Wycoff Terrace, Fair Lawn, NJ 07410	02/05/2016
Robert Gude, Owner	9 Wycoff Terrace, Fairlawn, NJ 07410	
Tha-Key Carpet, Inc.	68 Countryside Loop, Elkton, MD 21921	11/01/2014
Mark Hill, President	68 Countryside Loop, Elkton, MD 21921	
The Boca Bay Group	16 South Avenue West, Suite 267, Cranford, NJ 07016	05/20/2016
Barbara Marano, President	163 Hillcreek Ave, Cranford, NJ 07016	
The Drywall Organization Inc.	23 East Glenwood Drive, Bergenfield, NJ 07621	08/18/2014
The Technical Trades Group, Inc.	312 Allens Lane, Mullica Hill, NJ 08062-2006	12/01/2013
Thomas Andrews and Associates, Inc.	6701 Black Horse Pike, Suite A-4, Egg Harbor Township, NJ 08234	03/24/2014
Thomas Andrews, President	6701 Black Horse Pike, Suite A-4, Egg harbor Township, NJ 08234	
TMM Cable, LLC	3268 Limestone Road, Cochranville, PA 19330	11/17/2014
David L. Manderscheid, Member	310 North High Street, West Chester, PA 19380	
Trinity Phoenix Corp.	149 Garfield Avenue, Staten Island, NY 10305	03/05/2016
Joseph Free, President	149 Garfield Avenue, Staten Island, NY 10305	
Mike Keller, Vice-President	233 Lexington Avenue, Dumont, NJ 07628	
Star Concrete, LLC	1000 Page Ave. 3rd fl, Lyndhurst, NJ 07071	12/04/2014
Michael Nasert, Member	153 Linden Avenue, Kearny, NJ 07032	
Yordan Yunis, Managing Member	356 Maple Avenue, Lyndhurst, NJ 07071	
Tri-State Concrete Construction LLC	623 McClellan Street, Long Branch, NJ 07740	06/23/2014
Vincent Carbe, President	38 Shore Drive, Long Branch, NJ 07740	
Tri-State Metal Works, Inc.	130 Ryerson Avenue, Suite 308, Wayne, NJ 07470	12/19/2014
Eugene Bianchini, President	434 Russell Ave., Wyckoff, NJ 07481	
True Line Wire Guidance Installation, Inc.	7095 Shaffer Drive, Downs, IL 61736	02/27/2015
Kenneth C. Myszka, President	7095 Shaffer Drive, Downs, IL 61736	
Tuff Studs LLC	P.O. Box 444, Pennington, NJ 08534	10/18/2013
Mark Kolombatovich, Owner	P.O. Box 444, Pennington, NJ 08534	
TWA Mechanical LLC	26 Lake Ontario Lane, Morganville, NJ 07751	07/19/2013
James Walsh, Owner	26 Lake Ontario Lane, Morganville, NJ 07751	
Ultimate Gutters	33 Furnace Rd, Chester, NJ 07930	11/28/2013
Stefan Nadzam, Owner	33 Furnace Road, Chester, NJ 07930	
United Lab Equipment, Inc.	136 Taylor Drive, Depew, NY 14043-3015	09/20/2015
Ryan Hawkins, Manager	235 North Bryant St., Depew, NY 14086	
United Metal Construction LLC	949 Spring View Drive, Southampton, PA 18966	10/24/2015
Andrew Juodenko, Owner / Officer	949 Spring View Drive, South Hampton, PA 19114	
Universal Fire Fabricating and Supply	653 State Route 52, Walden, NY 12586	06/13/2014
Anthony Russo, Owner	653 State Route 52, Walden, NY 12586	

CONTRACTORS AND SUBCONTRACTORS

ADDRESS

EXPIRATION DATE

Verrone Flooring, LLC. Bill Verrone, Owner / Officer	57 Weinmanns Blvd., Wayne, NJ 07470 57 Weinmanns Blvd, Wayne, NJ 07470	02/15/2015
Vito Braccia Concrete and Building Contractors Inc Vito Braccia, President	536 Easton Road, Horsham, PA 19044 184 Fairway Road, Ambler, PA 19002	07/26/2015
Walter H. Poppe General Contractors, Inc. Glen Poppe, President	795 Susquehanna Avenue, Franklin Lakes, NJ 07417 795 Susquehanna Avenue, Franklin Lakes, NJ 07417	10/04/2014
Watertrol, Inc. Janice Papandrea, President	PO Box 163, Cranford, NJ 07016 1065 Johnston Drive, Watchung, NJ 07060	04/18/2015
WH Woodwork LLC Walberto Huezo, Owner	7 Jennings Lane, North Plainfield, NJ 07060 7 Jennings Lane, North Plainfield, 07060	09/26/2013

SUSPENDED PENDING DEBARMENT:

CONTRACTORS AND SUBCONTRACTORS

ADDRESS

SUSPEND DATE

Parikh, Inc. Nirupama Parikh, President Yogini Parikh, President	102-104 Greylock Ave., Belleville, NJ 07109 102-104 Greylock Ave., Belleville, NJ 07109 61 Vones Lane, Raritan, NJ 08869	05/08/2008
RI Inc. d/b/a Seating Solutions Scott Suprina, Vice-President Tony English, Secretary Lisa Suprina, President	63 Oser Avenue, Hauppauge, NY 11788 63 Oster Ave., Hauppauge, NY 11788 28 Royal Oak Drive, Huntington, NY 11746 26 Parkway Drive south, Commack, NY 11725-5110	08/28/2006



STATE OF NEW JERSEY
Department of Labor and Workforce Development
Division of Wage and Hour Compliance - Public Contracts Section
PO Box 389
Trenton, NJ 08625-0389

PREVAILING WAGE RATE DETERMINATION

The New Jersey Prevailing Wage Act (N.J.S.A. 34:11-56.25 et seq.) requires that the Department of Labor and Workforce Development establish and enforce a prevailing wage level for workers engaged in public works in order to safeguard their efficiency and general well being and to protect them as well as their employers from the effects of serious and unfair competition.

Prevailing wage rates are wage and fringe benefit rates based on the collective bargaining agreements established for a particular craft or trade in the locality in which the public work is performed. In New Jersey, these rates vary by county and by the type of work performed.

Applicable prevailing wage rates are those wages and fringe benefits in effect on the date the contract is awarded. All pre-determined rate increases listed at the time the contract is awarded must also be paid, beginning on the dates specified. Rates that have expired will remain in effect until new rates are posted.

Prevailing Wage Rate

The prevailing wage rate for each craft will list the effective date of the rate and the following information:

W = Wage Rate per Hour

B = Fringe Benefit Rate per Hour*

T = Total Rate per Hour

* Fringe benefits are an integral part of the prevailing wage rate. Employers not providing such benefits must pay the fringe benefit amount directly to the employee each payday. Employers providing benefits worth less than the fringe benefit amount must pay the balance directly to the employee each payday.

Unless otherwise stated in the Prevailing Wage Rate Determination, the fringe benefit rate for overtime hours remains at the straight time rate.

When the Overtime Notes in the Prevailing Wage Rate Determination state that the overtime rates are "inclusive of benefits," the benefit rate is increased by the same factor as the wage rate (i.e. multiplied by 1.5 for time and one-half, multiplied by 2 for double time, etc.).

Apprentice Rate Schedule

An "apprentice" is an individual who is registered with the United States Department of Labor - Office of Apprenticeship and enrolled in a certified apprenticeship program during the period in which they are working on the public works project.

The apprentice wage rate is a percentage of the journeyman wage rate, unless otherwise indicated. The apprentice benefit rate is the full journeyman benefit rate, unless otherwise indicated.

If there is no apprentice rate schedule listed, the individual must be paid at least the journeyman rate even if that individual is in a certified apprentice program for that trade.

If there is no ratio of apprentices to journeymen listed for a particular craft, then the ratio shall be one (1) apprentice to every four (4) journeymen.

Comments/Notes

For each craft listed there will be comments/notes that cover the definition of the regular workday, shift differentials, overtime, recognized holidays, and any other relevant information.

Public Works Contractor Registration

The Public Works Contractor Registration Act (N.J.S.A. 34:11-56.48, et seq.) requires that **all** contractors, subcontractors, or lower tier subcontractors who are working on or who bid on public works projects register with the Department of Labor and Workforce Development. Applications are available at www.nj.gov/labor (click on Wage & Hour and then go to Registration & Permits).

Pursuant to N.J.S.A. 34:11-56.51:

No contractor shall bid on any contract for public work as defined in section 2 of P.L.1963, c. 150 (C.34:11-56.26) unless the contractor is registered pursuant to this act. No contractor shall list a subcontractor in a bid proposal for the contract unless the subcontractor is registered pursuant to P.L.1999, c.238 (C.34:11-56.48 et seq.) at the time the bid is made. No contractor or subcontractor, including a subcontractor not listed in the bid proposal, shall engage in the performance of any public work subject to the contract, unless the contractor or subcontractor is registered pursuant to that act.

Snow Plowing

Snow plowing contracts are not subject to the New Jersey Prevailing Wage Act or the Public Works Contractor Registration Act.

**NEW JERSEY DEPARTMENT OF LABOR AND WORKFORCE DEVELOPMENT
PREVAILING WAGE RATE DETERMINATION**

County - OCEAN

Craft: Air Conditioning & Refrigeration - Service and Repair

PREVAILING WAGE RATE

	03/01/13	03/01/14
Journeyman (Mechanic)	W34.03 B18.79 T52.82	W0.00 B0.00 T54.32

Expiration Date: 02/28/2015

Craft: Air Conditioning & Refrigeration - Service and Repair

APPRENTICE RATE SCHEDULE

INTERVAL	PERIOD AND RATES									
	Mo. 1-3	Mo. 4-12	2nd Year	3rd Year	4th Year	5th Year		Wage = %	of Jnymn	Wage
As Shown										
Wage and Bene	50%	55%	60%	65%	75%	85%		Bene = %	of Jnymn	Bene

Ratio of Apprentices to Journeymen - 1:4

APPRENTICE RATE SCHEDULE FOR THOSE APPRENTICES ENTERING PROGRAM AFTER 3-1-13:

INTERVAL	PERIOD AND RATES							
As Shown	1st Year	2nd Year	3rd Year	4th Year	5th Year		Wage =% of Jnymn Wage	
Wage and Benefit	40%	50%	60%	70%	80%		Bene. =% of Jnymn Wage	

Craft: Air Conditioning & Refrigeration - Service and Repair

COMMENTS/NOTES

THESE RATES MAY BE USED FOR THE FOLLOWING:

- Service/Repair/Maintenance Work to EXISTING facilities.
- Replacement or Installation of air conditioning and refrigeration equipment when the combined tonnage does not exceed 15 tons for refrigeration, or 25 tons for air conditioning.
- Replacement or Installation of "packaged" or "unitary" rooftop-type units when the combined tonnage of the units does not exceed 75 tons.

NOTE: These rates may NOT be used for any work in new construction (including work on new additions).

The regular workday shall consist of 8 hours, starting between 6:00 AM and 10:00 AM, Monday through Friday.

SHIFT DIFFERENTIALS:

- The second and third shifts shall be paid an additional 15% of the hourly rate.
- All shifts must run for a minimum of 5 consecutive days.

OVERTIME:

Hours in excess of 8 per day, hours before or after the regular workday that are not shift work, and all hours on Saturdays shall be paid at time and one-half the hourly rate. All hours on Sundays and holidays shall be paid at double the hourly rate.

RECOGNIZED HOLIDAYS: New Year's Day, Presidents' Day, Memorial Day, July 4th, Labor Day, Veterans' Day, Thanksgiving Day, Christmas Day.

**NEW JERSEY DEPARTMENT OF LABOR AND WORKFORCE DEVELOPMENT
PREVAILING WAGE RATE DETERMINATION**

County - OCEAN

Craft: Boilermaker PREVAILING WAGE RATE

	02/19/13
Foreman	W44.67 B36.27 T80.94
Journeyman	W40.67 B34.75 T75.42

Expiration Date: 12/31/2013

Craft: Boilermaker APPRENTICE RATE SCHEDULE

<u>INTERVAL</u>	<u>PERIOD AND RATES</u>										
1000 Hours	65%	70%	75%	80%	85%	90%	95%				
Benefit =	29.11	29.92	30.73	31.53	32.34	33.15	33.94				

Ratio of Apprentices to Journeymen - *

* 1 apprentice will be allowed for the first 5 journeymen, 1 apprentice for the next 10 journeymen and 1 apprentice for each succeeding 20 journeymen up to a maximum of 5 apprentices per contractor on any one job.

Craft: Boilermaker COMMENTS/NOTES

HIGH WORK: All apprentices working on the erection, repair, or dismantling of smoke stacks, standpipes, or water towers shall be paid the Journeyman rate.

The regular workday shall consist of 8 hours, between 8:00 AM and 4:30 PM.

SHIFT DIFFERENTIALS:

- The second shift shall work 7½ hours and receive 8 hours pay, at a rate equal to the regular hourly rate plus 10%.
- The third shift shall work 7 hours and receive 8 hours pay, at a rate equal to the regular hourly rate plus 20%.
- For "Municipal Water Works" projects only, the following shall apply: Two, four day, 10 hour shifts may be worked at straight time Monday through Thursday. The day shift shall work four days, at 10 hours, for 10 hours pay. The second shift shall work four days, at nine and a half hours, for 10 hours pay, plus 10% the hourly rate for new work and .25 cents on repair work. Friday may be used as a make-up day at straight time, due to weather conditions, holiday or any other circumstances beyond the employer's control.

OVERTIME:

- Hours in excess of 8 per day, Monday through Friday, and all hours on Saturdays shall be paid at time and one-half the hourly rate. All hours on Sundays and holidays (except Labor Day) shall be paid at double the hourly rate. All hours on Labor Day shall be paid at four times the hourly rate.
- If any other craft employed by the same contractor, or a subcontractor thereof, receives double time in lieu of time and one-half, then the Boilermaker shall receive double time in lieu of time and one-half.
- For "Municipal Water Works" projects only, the following shall apply: Four 10 hour days may be worked Monday through Thursday at straight time. Friday may be used as a make-up day for a day lost to inclement weather, holiday or other conditions beyond the control of the employer. Overtime shall be paid for any hours that exceed 10 hours per day or 40 hours per week.

**NEW JERSEY DEPARTMENT OF LABOR AND WORKFORCE DEVELOPMENT
PREVAILING WAGE RATE DETERMINATION**

County - OCEAN

RECOGNIZED HOLIDAYS: New Year's Day, Washington's Birthday, Memorial Day, July 4th, Labor Day, Presidential Election Day, Veterans' Day, Thanksgiving Day, Christmas Day. Sunday holidays observed the following Monday.

NEW JERSEY DEPARTMENT OF LABOR AND WORKFORCE DEVELOPMENT

PREVAILING WAGE RATE DETERMINATION

County - OCEAN

Craft: Boilermaker - Minor Repairs

PREVAILING WAGE RATE

	02/19/13
Mechanic	W27.27 B15.82 T43.09

Expiration Date: 12/31/2013

Craft: Boilermaker - Minor Repairs

COMMENTS/NOTES

NOTE: These rates apply to MINOR REPAIR WORK ONLY (repair work in the field for which the contract amount does not exceed \$20,000.00).

OVERTIME:

Hours in excess of 8 per day, Monday through Friday, and all hours on Saturdays shall be paid at time and one-half the hourly rate. All hours on Sundays and holidays (except Labor Day) shall be paid at double the hourly rate. All hours on Labor Day shall be paid at four times the hourly rate.

RECOGNIZED HOLIDAYS: New Year's Day, Washington's Birthday, Good Friday, Memorial Day, July 4th, Labor Day, Presidential Election Day, Thanksgiving Day, day after Thanksgiving, Christmas Day. Saturday holidays observed the preceding Friday, Sunday holidays observed the following Monday.

**NEW JERSEY DEPARTMENT OF LABOR AND WORKFORCE DEVELOPMENT
PREVAILING WAGE RATE DETERMINATION**

County - OCEAN

Craft: Bricklayer, Stone Mason

PREVAILING WAGE RATE

	11/01/12
Deputy Foreman	W41.25 B27.32 T68.57
Foreman	W44.25 B27.32 T71.57
Journeyman	W38.25 B27.32 T65.57

Expiration Date: 10/31/2013

Craft: Bricklayer, Stone Mason

APPRENTICE RATE SCHEDULE

<u>INTERVAL</u>	<u>PERIOD AND RATES</u>									
6 Months	40%	50%	55%	60%	65%	70%	75%	80%		
Benefits	3.72	4.65	5.12	5.58	18.11	19.29	20.49	21.68		

Ratio of Apprentices to Journeymen - 1:5

Craft: Bricklayer, Stone Mason

COMMENTS/NOTES

The regular workday shall consist of 8 hours, between 7:00 AM and 4:30 PM.

SHIFT DIFFERENTIALS:

- When a 2 shift schedule is established, the first, or day shift, shall be established on an 8 hour basis. The second shift shall be established on an 8 hour basis, and receive the regular rate plus 15%, inclusive of benefits.
- When a three shift schedule is established, the first shift shall be established on an 8 hour basis, the second shift on a 7.5 hour basis, and the third shift on a 7 hour basis. The first shift shall receive the regular hourly rate, the second shift shall receive the regular rate plus 15%, inclusive of benefits, and the third shift shall receive the regular rate plus 20%, inclusive of benefits.
- When there is no day shift, and a second or third shift is established, it shall be established on an 8 hour basis. The second shift shall receive the regular rate plus 15%, inclusive of benefits, and the third shift shall receive the regular rate plus 20%, inclusive of benefits.

OVERTIME:

- The first 2 hours in excess of 8 per day, or before or after the regular workday that are not shift work, Monday through Friday, and the first 2 hours on Saturdays, shall be paid at time and one-half the regular rate, inclusive of benefits. Any additional overtime, including hours in excess of 2 on Saturdays, shall be paid at time and one-half of the second shift rate, inclusive of benefits. All hours on Sundays and holidays shall be paid at double the regular rate, inclusive of benefits.
- Saturday may be used as a make-up day for hours lost due to inclement weather, provided 24 hours or more hours are worked during the course of the week, Monday through Friday.
- When Bricklayers/Stone Masons work on Saturday with laborers, and no other crafts are working on the project for the day, benefits may be paid at straight time. If other crafts are present, the applicable overtime rate for benefits shall be paid.

RECOGNIZED HOLIDAYS: New Year's Day, Presidents' Day, Memorial Day, July 4th, Labor Day, Presidential Election

**NEW JERSEY DEPARTMENT OF LABOR AND WORKFORCE DEVELOPMENT
PREVAILING WAGE RATE DETERMINATION**

County - OCEAN

Day, Veterans' Day, Thanksgiving Day, Christmas Day. Sunday holidays will be observed the following Monday.

**NEW JERSEY DEPARTMENT OF LABOR AND WORKFORCE DEVELOPMENT
PREVAILING WAGE RATE DETERMINATION**

County - OCEAN

Craft: Carpenter

PREVAILING WAGE RATE

	11/01/12	11/01/13	05/01/14	11/01/14	05/01/15	11/01/15
Foreman	W47.71	W0.00	W0.00	W0.00	W0.00	W0.00
	B26.71	B0.00	B0.00	B0.00	B0.00	B0.00
	T74.42	T75.92	T76.92	T77.92	T79.17	T80.42
Journeyman	W41.49	W0.00	W0.00	W0.00	W0.00	W0.00
	B23.24	B0.00	B0.00	B0.00	B0.00	B0.00
	T64.73	T66.23	T67.23	T68.23	T69.48	T70.73

Expiration Date: 04/30/2016

Craft: Carpenter

APPRENTICE RATE SCHEDULE

<u>INTERVAL</u>	<u>PERIOD AND RATES</u>									
6 Months	40%	45%	50%	55%	60%	65%	70%	75%	85%	95%
Benefit	56% of	Appren	tice	Wage	Rate		for all	intervals		

Ratio of Apprentices to Journeymen - 1:4

Craft: Carpenter

COMMENTS/NOTES

FOREMAN REQUIREMENTS:

- When there are 2 or more Carpenters on a job, 1 shall be designated as a Foreman.
- When there are 21 or more Carpenters on a job, 2 shall be designated as Foremen.

The regular workday shall consist of 8 hours, starting between 7:00 AM and 9:00 AM.

SHIFT DIFFERENTIALS:

- When a 2 shift schedule (including a day shift) is established, the day shift shall be established on an 8 hour basis. The second shift shall be established on an 8 hour basis, and receive the regular rate plus 15%, inclusive of benefits.
- When a three shift schedule is established, the first shift shall be established on an 8 hour basis, the second shift on a 7.5 hour basis, and the third shift on a 7 hour basis. The first shift shall receive the regular hourly rate, the second shift shall receive the regular rate plus 15% and the third shift shall receive the regular rate plus 20%, inclusive of benefits.
- When there is no day shift, and a second or third shift is established, it shall be established on an 8 hour basis. The second shift shall receive the regular rate plus 15% and the third shift shall receive the regular rate plus 20%, inclusive of benefits.

OVERTIME:

- All hours in excess of 8 per day, or before or after an established shift that are not shift work, and all hours on Saturdays shall be paid at time and one-half the hourly rate, inclusive of benefits. All hours on Sundays and holidays shall be paid at double the hourly rate, inclusive of benefits.
- Four 10-hour days may be worked, Monday to Thursday, at straight time. Friday may be used as a make-up day for a day lost due to inclement weather. If Friday is not a make-up day, all hours on Friday shall be paid at time and one-half the hourly rate, inclusive of benefits.

RECOGNIZED HOLIDAYS: New Year's Day, Presidents' Day, Memorial Day, July 4th, Labor Day, Presidential Election

**NEW JERSEY DEPARTMENT OF LABOR AND WORKFORCE DEVELOPMENT
PREVAILING WAGE RATE DETERMINATION**

County - OCEAN

Day, Veterans' Day, Thanksgiving Day, Christmas Day. Sunday holidays observed the following Monday.

**NEW JERSEY DEPARTMENT OF LABOR AND WORKFORCE DEVELOPMENT
PREVAILING WAGE RATE DETERMINATION**

County - OCEAN

Craft: Carpenter - Resilient Flooring

PREVAILING WAGE RATE

	11/01/12
Foreman	W47.71 B26.71 T74.42
Journeyman	W41.49 B23.24 T64.73

Expiration Date: 10/31/2013

Craft: Carpenter - Resilient Flooring

APPRENTICE RATE SCHEDULE

INTERVAL	PERIOD AND RATES									
6 Months	40%	45%	50%	55%	60%	65%	70%	75%	85%	95%
Benefit	56%	of	Appren	tice	Wage	Rate		for all	intervals	

Ratio of Apprentices to Journeymen - *

* 1 apprentice shall be allowed to every 2 journeymen or major fraction thereof. No more than 3 apprentices on any one job or project.

Craft: Carpenter - Resilient Flooring

COMMENTS/NOTES

FOREMAN REQUIREMENTS:

- On any job where there are 4 or more Carpenters of Resilient Flooring, 1 must be designated a Foreman.

The regular workday consists of 8 hours, starting between 6:00 AM and 9:00 AM.

SHIFT DIFFERENTIALS:

- When a 2 shift schedule (including a day shift) is established, the day shift, shall be established on an 8 hour basis. The second shift shall be established on an 8 hour basis, and receive the regular wage rate plus 15%.

- When a three shift schedule is established, the first shift shall be established on an 8 hour basis, the second shift on a 7.5 hour basis, and the third shift on a 7 hour basis. The first shift shall receive the regular wage rate, the second shift shall receive the regular wage rate plus 15% and the third shift shall receive the regular wage rate plus 20%.

- When there is no day shift, and a second or third shift is established, it shall be established on an 8 hour basis. The second shift shall receive the regular wage rate plus 15% and the third shift shall receive the regular wage rate plus 20%.

OVERTIME:

- Hours in excess of 8 per day or 40 per week, or before or after the regular workday, Monday through Friday, shall be paid at time and one-half the wage rate. Saturday may be used as a make-up day, at straight time, up to 8 hours, for hours lost to reasons beyond the control of the employer, up to a total of 40 hours per week; hours in excess of 8 on Saturday shall then be paid at time and one-half the wage rate. If Saturday is not a make-up day, all hours on Saturday shall be paid at time and one-half the wage rate. All hours on Sundays and holidays shall be paid at double the wage rate.

Four 10-hour days may be worked, Monday to Thursday, at straight time. Friday may be used as a make-up day for hours lost to reasons beyond the control of the employer. If Friday is not a make-up day, all hours on Friday shall be paid at time and one-half the wage rate.

RECOGNIZED HOLIDAYS: New Year's Day, Presidents' Day, Memorial Day, July 4th, Labor Day, Presidential Election

**NEW JERSEY DEPARTMENT OF LABOR AND WORKFORCE DEVELOPMENT
PREVAILING WAGE RATE DETERMINATION**

County - OCEAN

Day, Veterans' Day, Thanksgiving Day, Christmas Day. Sunday holidays will be observed the following Monday.

NEW JERSEY DEPARTMENT OF LABOR AND WORKFORCE DEVELOPMENT
PREVAILING WAGE RATE DETERMINATION

County - OCEAN

Craft: Cement Mason

PREVAILING WAGE RATE

See "Bricklayer, Stone Mason" Rates

Expiration Date:

Craft: Cement Mason

COMMENTS/NOTES

See "Bricklayer, Stone Mason" Rates

**NEW JERSEY DEPARTMENT OF LABOR AND WORKFORCE DEVELOPMENT
PREVAILING WAGE RATE DETERMINATION**

County - OCEAN

Craft: Diver PREVAILING WAGE RATE

	05/23/13	05/01/14
Diver	W47.58 B29.67 T77.25	W0.00 B0.00 T79.00
Tender	W39.65 B29.67 T69.32	W0.00 B0.00 T71.07

Expiration Date: 04/30/2015

Craft: Diver APPRENTICE RATE SCHEDULE

INTERVAL	PERIOD AND RATES									
	60%	65%	70%	75%	80%	85%				
Benefit	25.18	25.74	26.30	26.87	27.42	27.99				

Ratio of Apprentices to Journeymen - 1:4

APPRENTICE RATE SCHEDULE FOR THOSE APPRENTICES REGISTERED AFTER 5-1-11:

INTERVAL	PERIOD AND RATES		
1500 Hours	40%	60%	80%
Benefits	18.69	20.94	23.18

Craft: Diver COMMENTS/NOTES

OVERTIME:

- The first 2 hours in excess of 8 per day (9th and 10th hours), Monday through Friday, and the first 8 hours on Saturdays shall be paid at time and one-half the hourly rate. Hours in excess of 10 per day, Monday through Friday, hours in excess of 8 per day on Saturdays, and all hours on Sundays and holidays shall be paid at double the hourly rate.
- Employees may work four 10-hour days, Monday through Thursday, at straight time, with Friday used as a make-up day for a day lost to inclement weather. If Friday is not a make-up day, the first 10 hours on Friday shall be paid at time and one-half the hourly rate. Hours in excess of 10 per day shall be paid at double the hourly rate.

RECOGNIZED HOLIDAYS: New Year's Day, Washington's Birthday, Memorial Day, July 4th, Labor Day, Thanksgiving Day, Christmas Day. Sunday holidays will be observed the following Monday.

**NEW JERSEY DEPARTMENT OF LABOR AND WORKFORCE DEVELOPMENT
PREVAILING WAGE RATE DETERMINATION**

County - OCEAN

Craft: Dockbuilder

PREVAILING WAGE RATE

	05/23/13	05/01/14
Foreman	W47.58 B29.67 T77.25	W0.00 B0.00 T79.00
Journeyman	W39.65 B29.67 T69.32	W0.00 B0.00 T71.07

Expiration Date: 04/30/2015

Craft: Dockbuilder

APPRENTICE RATE SCHEDULE

INTERVAL	PERIOD AND RATES									
	60%	65%	70%	75%	80%	85%				
6 Months										
Benefit	25.18	25.74	26.30	26.87	27.42	27.99				

Ratio of Apprentices to Journeymen - 1:4

APPRENTICE RATE SCHEDULE FOR THOSE APPRENTICES REGISTERED AFTER 5-1-11:

INTERVAL	PERIOD AND RATES		
1500 Hours	40%	60%	80%
Benefits	18.69	20.94	23.18

Craft: Dockbuilder

COMMENTS/NOTES

Creosote Handling:

- May 1st to Sept. 30th: + \$0.50 above hourly rate
- Oct. 1st to April 30th: + \$0.25 above hourly rate

Hazardous Material Work:

On hazardous material work on a state or federally designated hazardous work site where the worker is required to wear Level A, B or C personal protection, the worker shall receive an additional 20% of the hourly rate, per hour.

OVERTIME:

- The first 2 hours in excess of 8 per day (9th and 10th hours), Monday through Friday, and the first 8 hours on Saturdays shall be paid at time and one-half the hourly rate. Hours in excess of 10 per day, Monday through Friday, hours in excess of 8 per day on Saturdays, and all hours on Sundays and holidays shall be paid at double the hourly rate.
- Employees may work four 10-hour days, Monday through Thursday, at straight time, with Friday used as a make-up day for a day lost to inclement weather. If Friday is not a make-up day, the first 10 hours on Friday shall be paid at time and one-half the hourly rate. Hours in excess of 10 per day shall be paid at double the hourly rate.

RECOGNIZED HOLIDAYS: New Year's Day, Washington's Birthday, Memorial Day, July 4th, Labor Day, Thanksgiving Day, Christmas Day. Sunday holidays will be observed the following Monday.

**NEW JERSEY DEPARTMENT OF LABOR AND WORKFORCE DEVELOPMENT
PREVAILING WAGE RATE DETERMINATION**

County - OCEAN

Craft: Drywall Finisher

PREVAILING WAGE RATE

	05/01/13
Foreman	W41.80 B18.60 T60.40
General Foreman	W43.70 B18.60 T62.30
Journeyman	W38.00 B18.60 T56.60

Expiration Date: 04/30/2014

Craft: Drywall Finisher

APPRENTICE RATE SCHEDULE

<u>INTERVAL</u>	<u>PERIOD AND RATES</u>									
4 Months	30%	40%	50%	60%	70%	75%	80%	85%	90%	
Benefits	Intervals	1 to 3 =	8.10	Intervals	4 to 6 =	10.78	Intervals	7 to 9 =	13.45	

Ratio of Apprentices to Journeymen - 1:4

Craft: Drywall Finisher

COMMENTS/NOTES

The regular workday shall consist of 8 hours between 7:00 AM and 5:30 PM.

SHIFT DIFFERENTIALS:

- The second shift shall receive an additional 10% of the hourly rate, per hour, and the third shift shall receive an additional 15% of the hourly rate, per hour.
- When 3 shifts are worked, the second shift shall receive 8 hours pay for 7.5 hours of work, and the third shift shall receive 8 hours pay for 7 hours of work.
- Shift work must run for a minimum of 5 consecutive workdays.

OVERTIME:

- Hours in excess of 8 per day, Monday through Friday, and all hours on Saturdays shall be paid at time and one-half the regular rate, inclusive of benefits. All hours on Sundays and holidays shall be paid at double the regular rate, inclusive of benefits.
- Saturday or Sunday may be used to make up a day lost to inclement weather, at straight time.

RECOGNIZED HOLIDAYS: New Year's Day, Memorial Day, July 4th, Labor Day, Presidential Election Day, Veterans' Day, Thanksgiving Day, Christmas Day. Saturday holiday observed the preceding Friday. Sunday holiday observed the following Monday.

**NEW JERSEY DEPARTMENT OF LABOR AND WORKFORCE DEVELOPMENT
PREVAILING WAGE RATE DETERMINATION**

County - OCEAN

Craft: Electrician PREVAILING WAGE RATE

	06/10/13
Cable Splicer, Journeyman	W43.83 B31.55 T75.38
Foreman	W49.09 B35.34 T84.43
Plan Reader	W46.90 B33.76 T80.66

Expiration Date: 06/01/2014

Craft: Electrician APPRENTICE RATE SCHEDULE

<u>INTERVAL</u>	<u>PERIOD AND RATES</u>									
6 months	25%	30%		Yearly	40%	60%	70%	85%		
Benefit =	72% of	Appren	tice	Wage	Rate					

Ratio of Apprentices to Journeymen - 2:3

Craft: Electrician COMMENTS/NOTES

THESE RATES ALSO APPLY TO THE FOLLOWING:

- All burglar and fire alarm work.
- All fiber optic work.
- Teledata work in new construction (including additions).
- Teledata work involving 16 instruments or more.

HEIGHT WORK:

- Work performed 50 feet above ground or floor - additional \$2.00 per hour.
- Work on radio and transmission towers, and smoke stacks shall be paid at the regular rate, plus 25% per hour.

SHIFT DIFFERENTIALS:

- 2nd Shift (4:30 PM to 12:30 AM): 8 hrs. pay for 7.5 hrs. work + an additional 10% of the regular rate, per hour, inclusive of benefits.
- 3rd Shift (12:30 AM to 8:00 AM): 8 hrs. pay for 7 hrs. work + an additional 15% of the regular rate, per hour, inclusive of benefits.

OVERTIME:

Hours in excess of 8 per day, Monday through Friday, and all hours on Saturdays shall be paid at time and one-half the regular rate, inclusive of benefits. All hours on Sundays and holidays shall be paid at double the regular rate, inclusive of benefits.

RECOGNIZED HOLIDAYS: New Year's Day, Washington's Birthday, Memorial Day, July 4th, Labor Day, Presidential Election Day, Veterans' Day, Thanksgiving Day, Christmas Day. Sunday holidays will be observed the following Monday.

**NEW JERSEY DEPARTMENT OF LABOR AND WORKFORCE DEVELOPMENT
PREVAILING WAGE RATE DETERMINATION**

County - OCEAN

Craft: Electrician - Teledata (15 Instruments and Less)

PREVAILING WAGE RATE

	06/10/13
Master Tech./Gen. Foreman (31+ workers on job)	W52.69 B22.66 T75.35
Senior Tech./Asst. Gen. Foreman (21-30 workers on job)	W50.66 B21.79 T72.45
Technician A/Foreman (11-20 workers on job)	W46.61 B20.04 T66.65
Technician B/Working Foreman (4-10 workers on job)	W44.58 B19.18 T63.76
Technician C/Journeyman (1-3 workers on job)	W40.53 B17.43 T57.96

Expiration Date: 10/31/2014

Craft: Electrician - Teledata (15 Instruments and Less)

APPRENTICE RATE SCHEDULE

<u>INTERVAL</u>	<u>PERIOD AND RATES</u>									
6 Months	45%	48%	53%	59%	66%	72%		% of	Tech C	Wage Rate
Benefit	45%	48%	53%	59%	66%	72%		% of	Tech C	Benefit

Ratio of Apprentices to Journeymen - 2:3

Craft: Electrician - Teledata (15 Instruments and Less)

COMMENTS/NOTES

NOTES:

- 1) These rates are for service, maintenance, moves and/or changes affecting 15 instruments or less. These rates may NOT be used for any new construction or any fiber optic work.
- 2) The number of workers on the jobsite is the determining factor for which Foreman category applies.

HEIGHT WORK (work performed 50 feet above ground/floor): +\$2.00 per hr.

The regular workday consists of 8 hours between 7:00 AM and 4:30 PM.

SHIFT DIFFERENTIALS:

- Shift work must run for a minimum of 5 consecutive workdays.
- 2nd Shift (4:30 PM to 12:30 AM): 8 hrs. pay for 7.5 hrs. work + an additional 10% of the regular rate, per hour, inclusive of benefits
- 3rd Shift (12:30 AM to 8:00 AM): 8 hrs. pay for 7 hrs. work + an additional 15% of the regular rate, per hour, inclusive of benefits

NEW JERSEY DEPARTMENT OF LABOR AND WORKFORCE DEVELOPMENT

PREVAILING WAGE RATE DETERMINATION

County - OCEAN

OVERTIME:

Hours in excess of 8 per day, or before or after the regular workday, Monday through Friday, and all hours on Saturdays shall be paid at time and one-half the regular rate, inclusive of benefits. All hours on Sundays and holidays shall be paid at double the regular rate, inclusive of benefits.

RECOGNIZED HOLIDAYS: New Year's Day, Washington's Birthday, Memorial Day, July 4th, Labor Day, Presidential Election Day, Veterans' Day, Thanksgiving Day, Christmas Day. Sunday holidays will be observed the following Monday.

NEW JERSEY DEPARTMENT OF LABOR AND WORKFORCE DEVELOPMENT
PREVAILING WAGE RATE DETERMINATION

County - OCEAN

Craft: Electrician - Teledata (16 Instruments & More)

PREVAILING WAGE RATE

See "Electrician" Rates

Expiration Date:

Craft: Electrician - Teledata (16 Instruments & More)

COMMENTS/NOTES

See ELECTRICIAN Rates

**NEW JERSEY DEPARTMENT OF LABOR AND WORKFORCE DEVELOPMENT
PREVAILING WAGE RATE DETERMINATION**

County - OCEAN

Craft: Electrician- Outside Commercial

PREVAILING WAGE RATE

	06/10/13
Assistant General Foreman	W51.58 B36.61 T88.19
Cable Splicer	W44.08 B31.30 T75.38
Equipment Operator	W44.08 B31.30 T75.38
Foreman- (5-10 Journeyman workers on job)	W49.37 B35.06 T84.43
General- (10+ Journeyman workers on job)	W50.69 B36.00 T86.69
General Foreman	W53.34 B37.87 T91.21
Groundman	W30.86 B21.91 T52.77
Journeyman Lineman	W44.08 B31.30 T75.38
Plan Reader	W47.17 B33.49 T80.66

Expiration Date: 06/02/2014

Craft: Electrician- Outside Commercial

APPRENTICE RATE SCHEDULE

INTERVAL	PERIOD AND RATES									
	60%	65%	70%	75%	80%	85%	90%			
1000 Hours										
Benefits	18.78	20.35	21.91	23.48	25.03	26.60	28.17			

Craft: Electrician- Outside Commercial

COMMENTS/NOTES

* FOR UTILITY WORK PLEASE SEE STATEWIDE RATES

NEW JERSEY DEPARTMENT OF LABOR AND WORKFORCE DEVELOPMENT
PREVAILING WAGE RATE DETERMINATION

County - OCEAN

HEIGHT WORK:

Work performed 50 feet above ground or floor- additional \$2.00 per hour.

Work on radio and transmission towers, and smoke stacks shall be paid at the regular rate, plus 25% per hour.

SHIFT DIFFERENTIALS:

2nd Shift (4:30 PM to 12:30 AM): 8 hrs. pay for 7.5 hrs. work + an additional 10% of the regular rate, inclusive of benefits.

3rd Shift (12:30 AM to 8:00 AM): 8 hrs. pay for 7 hrs. work + an additional 15% of the regular rate per hour, inclusive benefits.

OVERTIME:

Hours in excess of 8 per day, Monday through Friday, and all hours on Saturdays shall be paid at time and one-half the regular rate, inclusive of benefits. All hours on Sundays and holidays shall be paid at double the regular rate, inclusive of benefits.

RECOGNIZED HOLIDAYS:

New Year's Day, Washington's Birthday, Memorial Day, July 4th, Labor Day, Presidential Election Day, Veterans' Day, Thanksgiving Day and Christmas Day. Sunday holidays will be observed the following Monday.

**NEW JERSEY DEPARTMENT OF LABOR AND WORKFORCE DEVELOPMENT
PREVAILING WAGE RATE DETERMINATION**

County - OCEAN

Craft: Electrician-Utility Work (North)

PREVAILING WAGE RATE

Rates are located in the "Statewide" rate package

Expiration Date:

Craft: Electrician-Utility Work (North)

APPRENTICE RATE SCHEDULE

<u>INTERVAL</u>	<u>PERIOD AND RATES</u>									
6 Months	60%	65%	70%	75%	80%	85%	90%			
Benefits	62.5% of	Appren	tice	Wage	Rate	for all	intervals			

Craft: Electrician-Utility Work (North)

COMMENTS/NOTES

Electrician-Utility Work (North) rates are located in the "Statewide" rate package.

**NEW JERSEY DEPARTMENT OF LABOR AND WORKFORCE DEVELOPMENT
PREVAILING WAGE RATE DETERMINATION**

County - OCEAN

Craft: Electrician-Utility Work (South)

PREVAILING WAGE RATE

Rates are located in the "Statewide" rate package

Expiration Date:

Craft: Electrician-Utility Work (South)

APPRENTICE RATE SCHEDULE

<u>INTERVAL</u>	<u>PERIOD AND RATES</u>									
6 Months	24.67	26.73	28.78	30.84	32.90	34.95	37.01			
Benefits	20.75	21.90	23.06	24.22	25.37	26.51	27.69			

Craft: Electrician-Utility Work (South)

COMMENTS/NOTES

Electrician-Utility Work (South) rates are located in the "Statewide" rate package.

**NEW JERSEY DEPARTMENT OF LABOR AND WORKFORCE DEVELOPMENT
PREVAILING WAGE RATE DETERMINATION**

County - OCEAN

Craft: Elevator Constructor

PREVAILING WAGE RATE

	01/01/13
Helper-Over 5 Years	W34.89 B28.27 T63.16
Helper-Under 5 Years	W34.89 B27.57 T62.46
Mechanic (Journeyman) over 5 years	W49.84 B29.46 T79.30
Mechanic (Journeyman) under 5 years	W49.84 B28.47 T78.31
Mechanic in Charge (Foreman) over 5 years	W56.07 B29.96 T86.03
Mechanic in Charge (Foreman) under 5 years	W56.07 B28.84 T84.91
Probationary Helper (1st 6 months)	W24.92 B26.97 T51.89

Expiration Date: 12/31/2013

Craft: Elevator Constructor

APPRENTICE RATE SCHEDULE

INTERVAL	PERIOD AND RATES								
	Yearly	55%	65%	70%	80%				
Benefits	full	journeyma	benefit	rate for	all	intervals			

Ratio of Apprentices to Journeymen - *

* Total number of helpers and apprentices shall not exceed the number of mechanics on the job, except where 2 teams are working, 1 additional helper or apprentice may be employed for first 2 teams and an extra helper or apprentice for each additional 3 teams. Further, the employer may use as many helpers or apprentices as needed, under the direction of a mechanic in wrecking of old plants, handling and hoisting material, and on foundation work. When replacing cables on existing elevators, employer may use 2 helpers or apprentices to 1 mechanic.

Craft: Elevator Constructor

COMMENTS/NOTES

The total number of helpers and apprentices shall not exceed the number of mechanics on the job, except that on jobs where two teams are working, 1 extra helper or apprentice may be employed for the first two teams and an extra helper or apprentice for each additional three teams. Further, the employer may use as

**NEW JERSEY DEPARTMENT OF LABOR AND WORKFORCE DEVELOPMENT
PREVAILING WAGE RATE DETERMINATION**

County - OCEAN

many helpers or apprentices as needed under the direction of a mechanic in wrecking old plants, handling and hoisting material, and on foundation work. When replacing cables on existing elevators, employer may use 2 helpers or apprentices to 1 mechanic.

SHIFT DIFFERENTIALS:

- 2nd Shift (4:30 PM to 12:30 AM) shall be established on the basis of 7.5 hours of work for 8 hours of pay, plus an additional 10% per hour.
- 3rd Shift (12:30 AM to 8:00 AM) shall be established on the basis of 7 hours of work for 8 hours of pay, plus an additional 15% per hour.

OVERTIME:

- Hours in excess of 8 per day, Monday through Friday, and all hours on Saturdays, Sundays, and holidays shall be paid at double the hourly rate.
- Four 10-hour days may be worked, Monday to Thursday, at straight time. When working a 4-10 schedule, all hours on Friday shall be paid at double the hourly rate.

RECOGNIZED HOLIDAYS: New Year's Day, Memorial Day, July 4th, Labor Day, Veterans' Day, Thanksgiving Day and day after, Christmas Day. Saturday holidays observed the preceding Friday, Sunday holidays observed the following Monday.

**NEW JERSEY DEPARTMENT OF LABOR AND WORKFORCE DEVELOPMENT
PREVAILING WAGE RATE DETERMINATION**

County - OCEAN

Craft: Glazier **PREVAILING WAGE RATE**

	05/01/13
Foreman	W44.94 B21.21 T66.15
General Foreman	W46.94 B21.45 T68.39
Journeyman	W40.94 B20.73 T61.67

Expiration Date: 04/30/2014

Craft: Glazier **APPRENTICE RATE SCHEDULE**

INTERVAL	PERIOD AND RATES									
	30%	40%	50%	60%	70%	75%	80%	85%	90%	
4 Months										
Benefits	Intervals	1 to 3 =	6.34	Intervals	4 to 6 =	9.04	Intervals	7 to 9 =	11.33	

Ratio of Apprentices to Journeymen - 1:4

Craft: Glazier **COMMENTS/NOTES**

Hazard/Height Pay: +\$1.00 per hour

FOREMAN REQUIREMENTS:

- When there are 4 or more Glaziers on a job, 1 must be designated a Foreman.
- When there are 15 or more Glaziers on a job, 1 must be designated a General Foreman.

The regular workday shall consist of 8 hours, between 7:00 AM and 5:30 PM, Monday to Friday.

SHIFT DIFFERENTIALS:

- The second shift shall receive an additional 10% of the hourly rate, per hour, and the third shift shall receive an additional 15% of the hourly rate, per hour.
- When 3 shifts are worked, the second shift shall receive 8 hours pay for 7.5 hours of work, and the third shift shall receive 8 hours pay for 7 hours of work.

OVERTIME:

Hours in excess of 8 per day, or before or after the regular workday Monday through Friday, and all hours on Saturdays shall be paid at time and one-half the regular rate. All hours on Sundays and holidays shall be paid at double the regular rate.

RECOGNIZED HOLIDAYS: New Year's Day, Memorial Day, July 4th, Labor Day, General Election Day, Veterans' Day, Thanksgiving Day, Christmas Day. Saturday holiday observed the preceding Friday. Sunday holiday observed the following Monday.

**NEW JERSEY DEPARTMENT OF LABOR AND WORKFORCE DEVELOPMENT
PREVAILING WAGE RATE DETERMINATION**

County - OCEAN

Craft: Heat & Frost Insulator

PREVAILING WAGE RATE

	07/01/12
Foreman	W40.92 B29.48 T70.40
Journeyman	W39.92 B29.48 T69.40

Expiration Date: 06/30/2013

Craft: Heat & Frost Insulator

APPRENTICE RATE SCHEDULE

<u>INTERVAL</u>	<u>PERIOD AND RATES</u>									
Yearly	45%	55%	65%	75%	80%					
Benefit	26.23	for	all	intervals						

Ratio of Apprentices to Journeymen - *

* Ratio = 1:4 on a "company-wide" basis (i.e. the total number of apprentices and journeymen employed by the company). There is no limit to the number of apprentices allowed on any one job, provided there is at least 1 journeyman on the job.

Craft: Heat & Frost Insulator

COMMENTS/NOTES

FOREMAN REQUIREMENTS:

- If there is only 1 Insulator on the job, he must be designated a Foreman.
- If there are 2 to 10 Insulators on the job, 1 must be designated a Foreman.
- If there are 11 or more Insulators on the job, 1 must be designated a General Foreman and receive the following additional pay (% above Journeyman wage rate):
 - 11 - 20 Insulators on site: 10%; 21 - 30 Insulators on site: 15%;
 - 31 - 40 Insulators on site: 20%; 41 - 50 Insulators on site: 25%

The regular workday shall be 8 hours between 7:00 AM and 3:30 PM.

SHIFT DIFFERENTIALS:

- Shift work must run for a minimum of two (2) consecutive days and a minimum of two (2) shifts per day must be worked. Additionally, no less than two (2) employees may work on any one (1) shift. If these requirements are not met then shift work would not apply and the applicable overtime rate shall be paid.
- 1st Shift (8:00 AM- 4:00 PM).
- 2nd Shift (4:00 PM - 12:00 AM): additional 15% of the regular rate, inclusive of benefits.
- 3rd Shift (12:00 AM - 8:00 AM): additional 20% of the regular rate, inclusive of benefits.

OVERTIME:

- Hours in excess of 8 per day, or before or after the regular workday Monday through Friday, that are not shift work, and all hours on Saturdays, shall be paid at time and one-half the regular rate, inclusive of benefits. All hours on Sundays and holidays (except Labor Day) shall be paid at double the regular rate, inclusive of benefits. All hours on Labor Day shall be paid at triple the regular rate, inclusive of benefits.

RECOGNIZED HOLIDAYS: New Year's Day, Memorial Day, July 4th, Labor Day, Veterans' Day, Presidential Election Day,

NEW JERSEY DEPARTMENT OF LABOR AND WORKFORCE DEVELOPMENT
PREVAILING WAGE RATE DETERMINATION

County - OCEAN

Thanksgiving Day, Christmas Day. Saturday holidays observed the preceding Friday, Sunday holidays observed the following Monday.

**NEW JERSEY DEPARTMENT OF LABOR AND WORKFORCE DEVELOPMENT
PREVAILING WAGE RATE DETERMINATION**

County - OCEAN

Craft: Heat & Frost Insulator - Asbestos Worker

PREVAILING WAGE RATE

	07/01/12
Abatement Foreman	W40.92 B29.48 T70.40
Abatement Mechanic	W39.92 B29.48 T69.40

Expiration Date: 06/30/2013

Craft: Heat & Frost Insulator - Asbestos Worker

APPRENTICE RATE SCHEDULE

INTERVAL	PERIOD AND RATES									
	SEE	Heat &	Frost	Insulator						

Craft: Heat & Frost Insulator - Asbestos Worker

COMMENTS/NOTES

NOTE: These rates apply only to the REMOVAL of insulation materials/asbestos from mechanical systems, including containment erection and demolition, and placing material in appropriate containers.

FOREMAN REQUIREMENTS:

- If there is only 1 Asbestos Worker on the job, he must be designated an Abatement Foreman.
- If there are 2 to 10 Asbestos Workers on the job, 1 must be designated an Abatement Foreman.
- If there are 11 or more Asbestos Workers on the job, 1 must be designated a General Foreman and receive the following additional pay (% above Abatement Mechanic wage rate):
 - 11 - 20 Insulators on site: 10%; 21 - 30 Insulators on site: 15%;
 - 31 - 40 Insulators on site: 20%; 41 - 50 Insulators on site: 25%

MECHANIC-TO-APPRENTICE RATIO:

- Maximum of 5 Apprentices for each Abatement Mechanic on the job.

OVERTIME:

- Hours in excess of 8 per day, and all hours on Saturdays, shall be paid at time and one-half the regular rate, inclusive of benefits. All hours on Sundays and holidays (except Labor Day) shall be paid at double the regular rate, inclusive of benefits. All hours on Labor Day shall be paid at triple the regular rate, inclusive of benefits.

RECOGNIZED HOLIDAYS: New Year's Day, Memorial Day, July 4th, Labor Day, Veterans' Day, Presidential Election Day, Thanksgiving Day, Christmas Day. Saturday holidays observed the preceding Friday, Sunday holidays observed the following Monday.

**NEW JERSEY DEPARTMENT OF LABOR AND WORKFORCE DEVELOPMENT
PREVAILING WAGE RATE DETERMINATION**

County - OCEAN

Craft: Ironworker PREVAILING WAGE RATE

	07/06/12
Rod Foreman	W39.74 B39.77 T79.51
Rod Journeyman	W36.74 B39.77 T76.51
Structural Foreman	W42.54 B39.77 T82.31
Structural Journeyman	W39.54 B39.77 T79.31

Expiration Date: 06/30/2013

Craft: Ironworker APPRENTICE RATE SCHEDULE

INTERVAL	PERIOD AND RATES									
6 Months	50%	60%		Yearly	70%	80%	90%			

Ratio of Apprentices to Journeymen - 1:5 *

* 1:4 for rebar (reinforcing rod) work.

Craft: Ironworker COMMENTS/NOTES

HAZARDOUS WASTE WORK: On hazardous waste removal work on a state or federally designated hazardous waste site where the Ironworker is required to wear Level A, B, or C personal protection: + \$3.00 per hour

The regular workday consists of 8 hours between 6:00 AM and 4:30 PM.

SHIFT DIFFERENTIALS:

- 2nd Shift: 8 hrs pay for 7.5 hrs work, plus an additional 15% per hour.
- 3rd Shift: 8 hrs pay for 7 hrs work, plus an additional 20% per hour.
- To have a 2nd Shift, there must be a 1st Shift worked during the regular workday.
- To have a 3rd Shift, there must be a 2nd Shift.
- When an irregular shift is established, the rate shall be the regular rate plus \$10.00 per hour.
- All shift differential rates are inclusive of benefits.

OVERTIME:

For the first three (3) hours in excess of 8 per day Monday through Friday, or before or after the regular workday, that are not shift work, and all hours on Saturdays shall be paid at time and one half the regular rate, inclusive of benefits. Hours in excess of eleven (11) per day Monday through Friday and all hours on Sundays and holidays shall be paid at double the regular rate, inclusive of benefits.

**NEW JERSEY DEPARTMENT OF LABOR AND WORKFORCE DEVELOPMENT
PREVAILING WAGE RATE DETERMINATION**

County - OCEAN

- Four 10-hour days may be worked, Monday through Thursday, at straight time, with Friday used as a make-up day for a day lost to inclement weather. If Friday is not a make-up day, all hours on Friday shall be paid at time and one-half the regular rate, inclusive of benefits.

RECOGNIZED HOLIDAYS: New Year's Day, Presidents' Day, Memorial Day, July 4th, Labor Day, Presidential Election Day, Veterans' Day, Thanksgiving Day, Christmas Day. Saturday holidays observed the preceding Friday, Sunday holidays observed the following Monday.

**NEW JERSEY DEPARTMENT OF LABOR AND WORKFORCE DEVELOPMENT
PREVAILING WAGE RATE DETERMINATION**

County - OCEAN

Craft: Laborer - Asbestos & Hazardous Waste Removal

PREVAILING WAGE RATE

	02/12/13	12/01/13	12/01/14
Foreman	W31.92	W0.00	W0.00
	B22.87	B0.00	B0.00
	T54.79	T55.29	T55.79
Journeyman (Handler)	W28.37	W0.00	W0.00
	B22.87	B0.00	B0.00
	T51.24	T51.74	T52.24

Expiration Date: 11/30/2015

Craft: Laborer - Asbestos & Hazardous Waste Removal

APPRENTICE RATE SCHEDULE

INTERVAL	PERIOD AND RATES									
	6 Months	60%	70%	80%	90%					
Benefit	21.22	for	all	intervals						

Ratio of Apprentices to Journeymen - *

* Ratio of apprentices to journeymen shall not be more than one apprentice for the first journeyman and no more than one (1) apprentice for each additional three (3) journeymen.

Craft: Laborer - Asbestos & Hazardous Waste Removal

COMMENTS/NOTES

NOTE: These rates apply to work in connection with Asbestos, Radiation, Hazardous Waste, Lead, Chemical, Biological, Mold Remediation and Abatement.

The regular workday shall be 8 hours between 6:00 AM and 6:00 PM.

OVERTIME:

- Hours in excess of 8 per day, Monday through Saturday, and all hours on Sunday and holidays shall be paid at time and one-half the regular rate.
- When the owner (Public Body) mandates that work is to be performed on Sunday, those hours may be worked at straight time, up to 8 hours per day, up to 40 hours per week.
- Benefits on ALL overtime hours shall be paid at straight time.

RECOGNIZED HOLIDAYS: New Year's Day, President's Day, Good Friday, Easter, Memorial Day, July 4th, Labor Day, Presidential Election Day, Veterans' Day, Thanksgiving Day, Christmas Day.

**NEW JERSEY DEPARTMENT OF LABOR AND WORKFORCE DEVELOPMENT
PREVAILING WAGE RATE DETERMINATION**

County - OCEAN

Craft: Laborer - Building

PREVAILING WAGE RATE

	05/01/13
Class A Journeyman	W29.85 B23.37 T53.22
Class B Journeyman	W29.35 B23.37 T52.72
Class C Journeyman	W24.95 B23.37 T48.32
Foreman	W33.58 B23.37 T56.95
General Foreman	W37.31 B23.37 T60.68

Expiration Date: 04/30/2014

Craft: Laborer - Building

APPRENTICE RATE SCHEDULE

INTERVAL	PERIOD AND RATES									
	60%	70%	80%	90%						
6 Months										
Benefit	20.37	20.37	20.37	20.37						

Ratio of Apprentices to Journeymen - *

* Ratio of apprentices to journeymen shall not be more than one apprentice for the first journeyman and no more than one (1) apprentice for each additional three (3) journeymen.

Craft: Laborer - Building

COMMENTS/NOTES

CLASS A: Specialist laborer including mason tender or concrete pour crew; scaffold builder (scaffolds up to 14 feet in height); operator of forklifts, Bobcats (or equivalent machinery), jack hammers, tampers, motorized tampers and compactors, vibrators, street cleaning machines, hydro demolition equipment, riding motor buggies, conveyors, burners; and nozzle men on gunite work.

CLASS B: Basic laborer - includes all laborer work not listed in Class A or Class C.

CLASS C: Janitorial-type light clean-up work associated with the TURNOVER of a project, or part of a project, to the owner. All other clean-up work is Class B.

The regular workday shall be 8 hours between 6:00 AM and 6:00 PM.

SHIFT DIFFERENTIALS:

- Shift work must run for a minimum of 5 consecutive workdays.
- When a 2-shift schedule is worked, including a day shift, both shifts shall be established on the basis of 8 hours pay for 8 hours worked. The second shift shall receive the regular rate plus an additional 15%.

**NEW JERSEY DEPARTMENT OF LABOR AND WORKFORCE DEVELOPMENT
PREVAILING WAGE RATE DETERMINATION**

County - OCEAN

- When a 3-shift schedule is worked, the day shift shall be established on the basis of 8 hours pay for 8 hours worked, the second shift shall be established on the basis of 8 hours pay for 7.5 hours worked, and the third shift shall be established on the basis of 8 hours pay for 7 hours worked. The day shift shall receive the regular rate, the second shift shall receive the regular rate plus an additional 15%, and the third shift shall receive the regular rate plus an additional 20%.
- When a second or third shift is worked with no day shift, the second or third shift shall be established on the basis of 8 hours pay for 8 hours worked. The second shift shall receive the regular rate plus an additional 15%, and the third shift shall receive the regular rate plus an additional 20%.

OVERTIME:

- Hours in excess of 8 per day, or outside the regular workday that are not shift work, Monday through Friday, and all hours on Saturdays shall be paid at time and one-half the regular rate. All hours on Sundays and holidays shall be paid at double the regular rate.
- Four 10-hour days may be worked Monday to Thursday, at straight time, with Friday used a make-up day for a day lost to inclement weather. If Friday is not a make-up day, all hours on Friday shall be paid at time and one-half the regular rate.
- Benefits on ALL overtime hours shall be paid at time and one-half.

RECOGNIZED HOLIDAYS: New Year's Day, Washington's Birthday, Memorial Day, July 4th, Labor Day, Presidential Election Day, Veterans' Day, Thanksgiving Day, Christmas Day. Sunday holidays observed the following Monday.

**NEW JERSEY DEPARTMENT OF LABOR AND WORKFORCE DEVELOPMENT
PREVAILING WAGE RATE DETERMINATION**

County - OCEAN

Craft: Laborer - Heavy & General

PREVAILING WAGE RATE

Rates are located in the
"Statewide" rate package

Expiration Date:

Craft: Laborer - Heavy & General

APPRENTICE RATE SCHEDULE

<u>INTERVAL</u>	<u>PERIOD AND RATES</u>									
1000 Hours	60%	70%	80%	90%						
Benefit	11.50	for	all	intervals						

Ratio of Apprentices to Journeymen - *

* No more than 1 apprentice for the first journeyman and no more than 1 apprentice for each additional 3 journeymen.

Craft: Laborer - Heavy & General

COMMENTS/NOTES

Heavy & General Laborer rates are located in the "Statewide" rate package.

**NEW JERSEY DEPARTMENT OF LABOR AND WORKFORCE DEVELOPMENT
PREVAILING WAGE RATE DETERMINATION**

County - OCEAN

Craft: Millwright

PREVAILING WAGE RATE

	11/01/12	11/01/13	05/01/14	11/01/14	05/01/15	11/01/15
Foreman	W48.62	W0.00	W0.00	W0.00	W0.00	W0.00
	B27.22	B0.00	B0.00	B0.00	B0.00	B0.00
	T75.84	T77.34	T78.34	T79.34	T80.59	T81.84
Journeyman	W42.28	W0.00	W0.00	W0.00	W0.00	W0.00
	B23.67	B0.00	B0.00	B0.00	B0.00	B0.00
	T65.95	T67.45	T68.45	T69.45	T70.70	T71.95

Expiration Date: 04/30/2016

Craft: Millwright

APPRENTICE RATE SCHEDULE

INTERVAL	PERIOD AND RATES									
	40%	45%	50%	55%	60%	65%	70%	75%	85%	95%
6 Months										
Benefits	56% of	Appren	tice	Wage	Rate					

Ratio of Apprentices to Journeymen - 1:4

Craft: Millwright

COMMENTS/NOTES

FOREMAN REQUIREMENTS:

- When there are 2 or more Millwrights on a job, 1 shall be designated as a Foreman.
- When there are 21 or more Millwrights on a job, 2 shall be designated as Foremen.

The regular workday shall consist of 8 hours, starting between 7:00 AM and 9:00 AM.

SHIFT DIFFERENTIALS:

- When a 2 shift schedule (including a day shift) is established, the day shift shall be established on an 8 hour basis. The second shift shall be established on an 8 hour basis, and receive the regular rate plus 15%, inclusive of benefits.
- When a three shift schedule is established, the first shift shall be established on an 8 hour basis, the second shift on a 7.5 hour basis, and the third shift on a 7 hour basis. The first shift shall receive the regular hourly rate, the second shift shall receive the regular rate plus 15% and the third shift shall receive the regular rate plus 20%, inclusive of benefits.
- When there is no day shift, and a second or third shift is established, it shall be established on an 8 hour basis. The second shift shall receive the regular rate plus 15% and the third shift shall receive the regular rate plus 20%, inclusive of benefits.

OVERTIME:

- All hours in excess of 8 per day, or before or after an established shift that are not shift work, and all hours on Saturdays shall be paid at time and one-half the hourly rate, inclusive of benefits. All hours on Sundays and holidays shall be paid at double the hourly rate, inclusive of benefits.
- Four 10-hour days may be worked, Monday to Thursday, at straight time. Friday may be used as a make-up day for a day lost due to inclement weather. If Friday is not a make-up day, all hours on Friday shall be paid at time and one-half the hourly rate, inclusive of benefits.

RECOGNIZED HOLIDAYS: New Year's Day, Presidents' Day, Memorial Day, July 4th, Labor Day, Presidential Election

**NEW JERSEY DEPARTMENT OF LABOR AND WORKFORCE DEVELOPMENT
PREVAILING WAGE RATE DETERMINATION**

County - OCEAN

Day, Veterans' Day, Thanksgiving Day, Christmas Day. Sunday holidays will be observed the following Monday.

**NEW JERSEY DEPARTMENT OF LABOR AND WORKFORCE DEVELOPMENT
PREVAILING WAGE RATE DETERMINATION**

County - OCEAN

Craft: Operating Engineer

PREVAILING WAGE RATE

Rates are located in the
"Statewide" rate package

Expiration Date:

Craft: Operating Engineer

APPRENTICE RATE SCHEDULE

<u>INTERVAL</u>	<u>PERIOD AND RATES</u>									
Yearly	60%	70%	80%	90%						

Ratio of Apprentices to Journeymen - *

* 1 apprentice for each piece of heavy equipment. At least 10 pieces of heavy equipment or a minimum of 5 Operating Engineers must be on site.

Craft: Operating Engineer

COMMENTS/NOTES

Operating Engineer rates are located in the "Statewide" rate package.

**NEW JERSEY DEPARTMENT OF LABOR AND WORKFORCE DEVELOPMENT
PREVAILING WAGE RATE DETERMINATION**

County - OCEAN

Craft: Operating Engineer - Field Engineer

PREVAILING WAGE RATE

Rates are located in the
"Statewide" rate package

Expiration Date:

Craft: Operating Engineer - Field Engineer

APPRENTICE RATE SCHEDULE

<u>INTERVAL</u>	<u>PERIOD AND RATES</u>									
Yearly	80%	75%	of Rod/	Chainman	Wage					
Yearly			80%	90%	Transit/	Instrument	man	Wage		

Ratio of Apprentices to Journeymen - *

* No more than 1 Field Engineer Apprentice per Survey Crew.

Craft: Operating Engineer - Field Engineer

COMMENTS/NOTES

Operating Engineer - Field Engineer rates are located in the "Statewide" rate package.

**NEW JERSEY DEPARTMENT OF LABOR AND WORKFORCE DEVELOPMENT
PREVAILING WAGE RATE DETERMINATION**

County - OCEAN

Craft: Painter - Bridges

PREVAILING WAGE RATE

	05/01/13
Foreman	W55.68 B22.62 T78.30
General Foreman	W58.18 B22.62 T80.80
Journeyman	W50.68 B22.62 T73.30

Expiration Date: 04/30/2014

Craft: Painter - Bridges

APPRENTICE RATE SCHEDULE

INTERVAL	PERIOD AND RATES									
6 Months	50%	55%			60%	65%		75%	85%	
Benefits	Intervals	1 to 2 =	8.13	Intervals	3 to 4 =	9.63	Intervals	5 to 6 =	11.13	

Ratio of Apprentices to Journeymen - 1:4

Craft: Painter - Bridges

COMMENTS/NOTES

These rates apply to: All bridges that span waterways, roadways, railways and canyons. All tunnels, overpasses, viaducts and all appurtenances.

FOREMEN REQUIREMENTS:

- When there are 4 or more Painters on a job, 1 shall be designated a Foreman.
- When there are 15 or more Painters on a job, 1 shall be designated a General Foreman.

The regular workday shall consist of 8 hours between 7:00 AM and 5:30 PM.

SHIFT DIFFERENTIALS:

- The second shift shall receive an additional 10% of the hourly rate, per hour, and the third shift shall receive an additional 15% of the hourly rate, per hour.

OVERTIME:

- Hours in excess of 8 per day, Monday through Friday, and all hours on Saturdays and Sundays shall be paid at time and one-half the regular rate. All hours on holidays shall be paid at double the regular rate.
- Saturday or Sunday may be used to make up a day lost to inclement weather, at straight time.
- Four 10-hour days may be worked, at straight time, Monday through Friday.

RECOGNIZED HOLIDAYS: New Year's Day, President's Day, Memorial Day, July 4th, Labor Day, Presidential Election Day, Veterans' Day, Thanksgiving Day, Christmas Day. Saturday holiday observed the preceding Friday. Sunday holiday observed the following Monday.

**NEW JERSEY DEPARTMENT OF LABOR AND WORKFORCE DEVELOPMENT
PREVAILING WAGE RATE DETERMINATION**

County - OCEAN

Craft: Painter - Line Striping

PREVAILING WAGE RATE

	05/07/13
Foreman (Charge Person)	W37.04 B13.19 T50.23
Helper (1st Year-2nd 6 Mos.)	W28.84 B13.10 T41.94
Helper (2nd Year)	W30.38 B13.13 T43.51
Helper (3rd Year)	W32.40 B13.14 T45.54
Journeyman	W36.54 B13.19 T49.73
Probationary Helper (1st-6 Mos.)	W25.77 B13.07 T38.84

Expiration Date: 06/30/2013

Craft: Painter - Line Striping

COMMENTS/NOTES

FOREMAN REQUIREMENTS:

The first Painter on the job site must be designated as a Foreman.

OVERTIME:

Hours in excess of 8 per day, Monday through Saturday, and all hours on Sundays and holidays shall be paid at time and one-half the hourly rate.

RECOGNIZED HOLIDAYS: New Year's Day, Presidents' Day, Memorial Day, July 4th, Labor Day, Veterans Day, Thanksgiving Day and Christmas Day. Veterans Day may be substituted for the day after Thanksgiving.

**NEW JERSEY DEPARTMENT OF LABOR AND WORKFORCE DEVELOPMENT
PREVAILING WAGE RATE DETERMINATION**

County - OCEAN

Craft: Painter - New Construction

PREVAILING WAGE RATE

	05/03/13
Foreman	W40.94 B20.78 T61.72
General Foreman	W42.80 B21.01 T63.81
Journeyman	W37.22 B20.34 T57.56

Expiration Date: 04/30/2014

Craft: Painter - New Construction

APPRENTICE RATE SCHEDULE

INTERVAL	PERIOD AND RATES									
	30%	40%	50%	60%	70%	75%	80%	85%	90%	
4 Months										
Benefits	Intervals	1 to 3 =	8.00	Intervals	4 to 6 =	10.00	Intervals	7 to 9 =	11.00	

Ratio of Apprentices to Journeymen - 1:4

Craft: Painter - New Construction

COMMENTS/NOTES

Spraying, sandblasting, lead abatement, work on tanks or stacks, work performed above 3 stories or 30 feet in height, or using swing scaffolds requires an additional 10% of the wage rate.

FOREMEN REQUIREMENTS:

- When there are 4 or more Painters on a job, 1 shall be designated a Foreman.
- When there are 15 or more Painters on a job, 1 shall be designated a General Foreman.

The regular workday shall consist of 8 hours between 7:00 AM and 5:30 PM.

SHIFT DIFFERENTIALS:

- The second shift shall receive an additional 10% of the hourly rate, per hour, and the third shift shall receive an additional 15% of the hourly rate, per hour.

OVERTIME:

- Hours in excess of 8 per day, or before or after the regular workday, Monday through Friday, and all hours on Saturdays shall be paid at time and one-half the regular rate. All hours on Sundays and holidays shall be paid at double the regular rate.

Saturday or Sunday may be used to make up a day lost to inclement weather, at straight time.

Four 10-hour days may be worked, at straight time, Monday through Friday.

RECOGNIZED HOLIDAYS: New Year's Day, President's Day, Memorial Day, July 4th, Labor Day, General Election Day, Veterans' Day, Thanksgiving Day, Christmas Day.

**NEW JERSEY DEPARTMENT OF LABOR AND WORKFORCE DEVELOPMENT
PREVAILING WAGE RATE DETERMINATION**

County - OCEAN

Craft: Painter - Repainting

PREVAILING WAGE RATE

	05/03/13
Foreman	W31.41 B17.48 T48.89
General Foreman	W34.27 B25.50 T59.77
Journeyman	W28.56 B17.15 T45.71

Expiration Date: 04/30/2014

Craft: Painter - Repainting

APPRENTICE RATE SCHEDULE

INTERVAL	PERIOD AND RATES									
	SEE	PAINTER	NEW	CONSTR UC	TION					

Ratio of Apprentices to Journeymen - 1:4

Craft: Painter - Repainting

COMMENTS/NOTES

NOTE: These rates may only be used on jobs where no major alterations occur, and where not more than 3 other trades are present on the job, but may NOT, under any circumstances, be used for work on bridges, stacks, elevated tank, or generating stations.

Spraying, sandblasting, lead abatement, work on tanks or stacks, work performed above 3 stories or 30 feet in height, or using swing scaffolds requires an additional 10% of the wage rate.

FOREMEN REQUIREMENTS:

- When there are 4 or more Painters on a job, 1 shall be designated a Foreman.
- When there are 15 or more Painters on a job, 1 shall be designated a General Foreman.

OVERTIME:

- Hours in excess of 8 per day and 40 per week shall be paid at time and one-half the regular rate.
- Four 10-hour days may be worked, at straight time, Monday through Sunday.

RECOGNIZED HOLIDAYS: New Year's Day, President's Day, Memorial Day, July 4th, Labor Day, General Election Day, Veterans' Day, Thanksgiving Day, Christmas Day.

NEW JERSEY DEPARTMENT OF LABOR AND WORKFORCE DEVELOPMENT
PREVAILING WAGE RATE DETERMINATION

County - OCEAN

Craft: Painter- Containment

PREVAILING WAGE RATE

	05/01/13
Journeyman	W31.37 B20.92 T52.29

Expiration Date: 04/30/2014

Craft: Painter- Containment

COMMENTS/NOTES

NOTE: These rates shall require no painting, but used in a supporting capacity only, such as wrapping, boxing, fencing, etc. on new tanks and structural steel only.

The regular workday shall consist of 8 hours between 7:00 AM and 5:30 PM.

SHIFT DIFFERENTIALS:

- The second shift shall receive an additional 10% of the hourly rate, per hour, and the third shift shall receive an additional 15% of the hourly rate, per hour.

OVERTIME:

- Hours in excess of 8 per day, Monday through Friday, and all hours on Saturdays and Sundays shall be paid at time and one-half the regular rate. All hours on holidays shall be paid at double the regular rate..

RECOGNIZED HOLIDAYS: New Year's Day President's Day, Memorial Day, July 4th, Labor Day, Presidential Election Day, Veterans' Day, Thanksgiving Day, Christmas Day. Saturday holiday observed the preceding Friday. Sunday holiday observed the following Monday.

**NEW JERSEY DEPARTMENT OF LABOR AND WORKFORCE DEVELOPMENT
PREVAILING WAGE RATE DETERMINATION**

County - OCEAN

Craft: Painter- Structural Steel and Tanks (New Construction)

PREVAILING WAGE RATE

	05/01/13
Foreman	W44.21 B20.92 T65.13
General Foreman	W46.71 B20.92 T67.63
Journeyman	W39.21 B20.92 T60.13

Expiration Date: 04/30/2014

Craft: Painter- Structural Steel and Tanks (New Construction)

APPRENTICE RATE SCHEDULE

INTERVAL	PERIOD AND RATES									
	SEE	PAINTER	BRIDGES							

Craft: Painter- Structural Steel and Tanks (New Construction)

COMMENTS/NOTES

These rates apply to: All work in nuclear plants, on towers, on steeples, on dams, on hangers and open steel whether new or repaint. All new work in refineries, tank farms, water/sewerage treatment facilities and on pipelines, and tanks, including all elevated and water tanks, tank interiors and repaint of ground tanks over sixty (60) feet in height.

FOREMEN REQUIREMENTS:

- When there are 4 or more Painters on a job, 1 shall be designated a Foreman.
- When there are 15 or more Painters on a job, 1 shall be designated a General Foreman.

The regular workday shall consist of 8 hours between 7:00 AM and 5:30 PM.

SHIFT DIFFERENTIALS:

- The second shift shall receive an additional 10% of the hourly rate, per hour, and the third shift shall receive an additional 15% of the hourly rate, per hour.

OVERTIME:

- Hours in excess of 8 per day, Monday through Friday, and all hours on Saturdays and Sundays shall be paid at time and one-half the regular rate. All hours on holidays shall be paid at double the regular rate.
- Saturday or Sunday may be used to make up a day lost to inclement weather, at straight time.
- Four 10-hour days may be worked, at straight time, Monday through Friday.

RECOGNIZED HOLIDAYS: New Year's Day, President's Day, Memorial Day, July 4th, Labor Day, Presidential Election Day, Veterans' Day, Thanksgiving Day, Christmas Day. Saturday holiday observed the preceding Friday. Sunday holiday observed the following Monday.

**NEW JERSEY DEPARTMENT OF LABOR AND WORKFORCE DEVELOPMENT
PREVAILING WAGE RATE DETERMINATION**

County - OCEAN

Craft: Painter- Structural Steel and Tanks (Repaint)

PREVAILING WAGE RATE

	05/01/13
Foreman	W35.31 B17.65 T52.96
General Foreman	W37.81 B17.65 T55.46
Journeyman	W30.31 B17.65 T47.96

Expiration Date: 04/30/2014

Craft: Painter- Structural Steel and Tanks (Repaint)

APPRENTICE RATE SCHEDULE

<u>INTERVAL</u>	<u>PERIOD AND RATES</u>									
	SEE	PAINTER	BRIDGES							

Craft: Painter- Structural Steel and Tanks (Repaint)

COMMENTS/NOTES

These rates apply to: All repaint work in refineries, tank farms, water/sewerage treatment facilities and on pipelines and repainting of all other tanks.

FOREMEN REQUIREMENTS:

- When there are 4 or more Painters on a job, 1 shall be designated a Foreman.
- When there are 15 or more Painters on a job, 1 shall be designated a General Foreman.

The regular workday shall consist of 8 hours between 7:00 AM and 5:30 PM.

SHIFT DIFFERENTIALS:

- The second shift shall receive an additional 10% of the hourly rate, per hour, and the third shift shall receive an additional 15% of the hourly rate, per hour.

OVERTIME:

- Hours in excess of 8 per day, Monday through Friday, and all hours on Saturdays and Sundays shall be paid at time and one-half the regular rate. All hours on holidays shall be paid at double the regular rate.
- Saturday or Sunday may be used to make up a day lost to inclement weather, at straight time.
- Four 10-hour days may be worked, at straight time, Monday through Friday.

RECOGNIZED HOLIDAYS: New Year's Day, President's Day, Memorial Day, July 4th, Labor Day, Presidential Election Day, Veterans' Day, Thanksgiving Day, Christmas Day.

NEW JERSEY DEPARTMENT OF LABOR AND WORKFORCE DEVELOPMENT
PREVAILING WAGE RATE DETERMINATION

County - OCEAN

Craft: Painter- Tender

PREVAILING WAGE RATE

	05/01/13
Tender	W18.50 B9.05 T27.55

Expiration Date: 04/30/2014

Craft: Painter- Tender

COMMENTS/NOTES

These rates apply to: The handling of all materials, manning of safety boats, handling of traffic controls, loading and unloading of trucks, cleaning of abrasive materials and other clean-up work.

NOTE: THIS WORK CLASSIFICATION SHALL ONLY APPLY IN SUPPORT OF THE FOLLOWING WORK CLASSIFICATIONS), Painter-Structural Steel and Tanks (New Construction), Painter-Structural Steel and Tanks (Repaint) and Painter-Bridges.

The regular workday shall consist of 8 hours between 7:00 AM and 5:30 PM.

SHIFT DIFFERENTIALS:

- The second shift shall receive an additional 10% of the hourly rate, per hour, and the third shift shall receive an additional 15% of the hourly rate, per hour..

OVERTIME:

- Hours in excess of 8 per day, Monday through Friday, and all hours on Saturdays and Sundays shall be paid at time and one-half the regular rate. All hours on holidays shall be paid at double the regular rate.
- Saturday or Sunday may be used to make up a day lost to inclement weather, at straight time.
- Four 10-hour days may be worked, at straight time, Monday through Friday.

RECOGNIZED HOLIDAYS: New Year's Day, President's Day, Memorial Day, July 4th, Labor Day, Presidential Election Day, Veterans' Day, Thanksgiving Day, Christmas Day.

**NEW JERSEY DEPARTMENT OF LABOR AND WORKFORCE DEVELOPMENT
PREVAILING WAGE RATE DETERMINATION**

County - OCEAN

Craft: Paperhanger - New Construction

PREVAILING WAGE RATE

	05/03/13
Foreman	W41.93 B20.90 T62.83
Journeyman	W38.12 B20.44 T58.56

Expiration Date: 04/30/2014

Craft: Paperhanger - New Construction

APPRENTICE RATE SCHEDULE

INTERVAL	PERIOD AND RATES									
	30%	40%	50%	60%	70%	75%	80%	85%	90%	
4 Months										
Benefits	Intervals	1 to 3 =	8.00	Intervals	4 to 6 =	10.00	Intervals	7 to 9 =	11.00	

Ratio of Apprentices to Journeymen - 1:4

Craft: Paperhanger - New Construction

COMMENTS/NOTES

FOREMEN REQUIREMENTS:

- When there are 4 or more Paperhangers on a job, 1 shall be designated a Foreman.

The regular workday shall consist of 8 hours between 7:00 AM and 5:30 PM.

SHIFT DIFFERENTIALS:

- The second shift shall receive an additional 10% of the hourly rate, per hour, and the third shift shall receive an additional 15% of the hourly rate, per hour.

OVERTIME:

- Hours in excess of 8 per day, Monday through Friday, and all hours on Saturdays shall be paid at time and one-half the regular rate. All hours on Sundays and holidays shall be paid at double the regular rate.

- Saturday or Sunday may be used to make up a day lost to inclement weather, at straight time.

- Four 10-hour days may be worked, at straight time, Monday through Friday.

RECOGNIZED HOLIDAYS: New Year's Day, President's Day, Memorial Day, July 4th, Labor Day, General Election Day, Veterans' Day, Thanksgiving Day, Christmas Day.

**NEW JERSEY DEPARTMENT OF LABOR AND WORKFORCE DEVELOPMENT
PREVAILING WAGE RATE DETERMINATION**

County - OCEAN

Craft: Paperhanger - Renovation

PREVAILING WAGE RATE

	05/03/13
Foreman	W32.20 B17.58 T49.78
Journeyman	W29.28 B17.23 T46.51

Expiration Date: 04/30/2014

Craft: Paperhanger - Renovation

APPRENTICE RATE SCHEDULE

<u>INTERVAL</u>	<u>PERIOD AND RATES</u>										
	SEE	PAPER-	HANGER	NEW	CONSTR UC	TION					

Ratio of Apprentices to Journeymen - 1:4

Craft: Paperhanger - Renovation

COMMENTS/NOTES

NOTE: These rates may only be used on jobs where no major alterations occur, and where not more than 3 other trades are present on the job, but may NOT, under any circumstances, be used for work on bridges, stacks, elevated tanks, or generating stations.

FOREMEN REQUIREMENTS:

- When there are 4 or more Paperhangers on a job, 1 shall be designated a Foreman.

OVERTIME:

- Hours in excess of 8 per day and 40 per week shall be paid at time and one-half the regular rate.
- Four 10-hour days may be worked, at straight time, Monday through Sunday.

NEW JERSEY DEPARTMENT OF LABOR AND WORKFORCE DEVELOPMENT
PREVAILING WAGE RATE DETERMINATION

County - OCEAN

Craft: Pipefitter

PREVAILING WAGE RATE

Expiration Date:

Craft: Pipefitter

APPRENTICE RATE SCHEDULE

<u>INTERVAL</u>	<u>PERIOD AND RATES</u>									

Ratio of Apprentices to Journeymen - 1:4

Craft: Pipefitter

COMMENTS/NOTES

See PLUMBERS Rates

NEW JERSEY DEPARTMENT OF LABOR AND WORKFORCE DEVELOPMENT
PREVAILING WAGE RATE DETERMINATION

County - OCEAN

Craft: Plasterer

PREVAILING WAGE RATE

See "Cement Mason" Rates

Expiration Date:

Craft: Plasterer

COMMENTS/NOTES

See CEMENT MASON Rates

**NEW JERSEY DEPARTMENT OF LABOR AND WORKFORCE DEVELOPMENT
PREVAILING WAGE RATE DETERMINATION**

County - OCEAN

Craft: Plumber PREVAILING WAGE RATE

	07/06/12
Assistant General Foreman	W46.96 B32.40 T79.36
Foreman	W46.10 B32.40 T78.50
General Foreman	W49.11 B32.40 T81.51
Journeyman	W43.08 B32.40 T75.48

Expiration Date: 06/30/2013

Craft: Plumber APPRENTICE RATE SCHEDULE

INTERVAL	PERIOD AND RATES									
	35%	45%	55%	65%	75%					
Yearly										
Benefits	21.09	22.83	24.57	26.31	28.05					

Ratio of Apprentices to Journeymen - 1:4

Craft: Plumber COMMENTS/NOTES

The regular workday shall consist of 8 hours between 6:00 AM and 4:30 PM.

APPRENTICE RATE SCHEDULE FOR THOSE APPRENTICES ENTERING PROGRAM BEFORE 7-1-10:

INTERVAL	PERIOD AND RATES				
Yearly	45%	50%	60%	70%	80%
Benefits	22.83	23.70	25.44	27.18	28.92

FOREMAN REQUIREMENTS (number of Plumbers on site):

- (1 to 8)- 1 Foreman
- (9 to 16)- 1 Foreman and 1 Assistant General Foreman
- (17 to 40)- 1 Foreman for every (1 to 8 Plumbers) and 1 Assistant General Foreman every (1 to 5 gangs). One note, a "gang" is a group of 8 men.
- (41 and more)- 1 Foreman for every (1 to 8 Plumbers), 1 Asssistant General Foreman for every (1 to 5 gangs) and 1 General Foreman. One note, for every additional Assistant General Foreman over five designated, the General Foreman shall receive an additional 10 cents per hour.

SHIFT DIFFERENTIALS:

- The second shift shall work 7.5 hours and receive 8 hours pay, at a rate equal to the hourly rate plus 25%, inclusive of benefits.
- When a third shift is worked, the third shift shall work 7.5 hours and receive 8 hours pay, at a rate equal to the hourly rate

NEW JERSEY DEPARTMENT OF LABOR AND WORKFORCE DEVELOPMENT
PREVAILING WAGE RATE DETERMINATION

County - OCEAN

plus 30%, inclusive of benefits.

- A second shift may be established without a first shift, provided the second shift starts at 1:00 PM or later.

OVERTIME:

- Hours in excess of 8 per day, or before or after the regular workday, Monday through Friday, that are not shift work, and the first 10 hours on Saturdays, shall be paid at time and one-half, inclusive of benefits. Hours in excess of 10 on Saturdays, and all hours on Sundays and holidays, shall be paid at double time, inclusive of benefits.

- Four 10-hour days may be worked, Mon to Thurs, at straight time, with Friday used as a make-up day for a day lost due to inclement weather. If Fri. is not a make-up day, the first 10 hours shall be paid at time and one-half, and hours in excess of 10 at double time, inclusive of benefits.

RECOGNIZED HOLIDAYS: New Year's Day, Presidents' Day, Memorial Day, July 4th, Labor Day, Presidential Election Day, Veterans' Day, Thanksgiving Day, Christmas Day. Sunday holidays will be observed the following Monday.

**NEW JERSEY DEPARTMENT OF LABOR AND WORKFORCE DEVELOPMENT
PREVAILING WAGE RATE DETERMINATION**

County - OCEAN

Craft: Roofer PREVAILING WAGE RATE

	05/23/13
Foreman (5 workers or less)	W33.05 B28.40 T61.45
Foreman (6 workers or more)	W33.55 B28.40 T61.95
Journeyman	W31.05 B28.40 T59.45

Expiration Date: 04/30/2014

Craft: Roofer APPRENTICE RATE SCHEDULE

INTERVAL	PERIOD AND RATES									
	47%	52%	60%	75%						
Yearly										
Benefits	21.67	22.42	28.40	28.40						

Ratio of Apprentices to Journeymen - *

* 1:2, 2:4, 3:6, 4:8, 5:10, 6:12, 7:14

Craft: Roofer COMMENTS/NOTES

NOTE: Mopper, Operator of Felt Laying Machine or Slag Dispenser shall receive an additional \$.50 per hour.

FOREMAN REQUIREMENTS:

- There must be a Foreman on all jobs.
- Foreman rate depends on the number of Roofers on the job, as indicated.

The regular workday is 8 hours between 5:00 AM and 4:30 PM.

OVERTIME:

Hours in excess of 8 per day, or before or after the regular workday, Monday through Friday, and all hours on Saturdays, Sundays, and holidays shall be paid at time and one-half the wage rate.

RECOGNIZED HOLIDAYS: New Year's Day, Memorial Day, July 4th, Labor Day, Thanksgiving Day, Christmas Day. Sunday holidays will be observed the following Monday.

**NEW JERSEY DEPARTMENT OF LABOR AND WORKFORCE DEVELOPMENT
PREVAILING WAGE RATE DETERMINATION**

County - OCEAN

Craft: Roofer - Shingle, Slate & Tile

PREVAILING WAGE RATE

	07/23/12
Foreman (3 workers or less)	W24.25 B16.37 T40.62
Foreman (4 workers or more)	W25.00 B16.37 T41.37
Helper	W12.13 B16.37 T28.50
Journeyman (shingle work)	W24.00 B16.37 T40.37

Expiration Date: 04/30/2013

Craft: Roofer - Shingle, Slate & Tile

APPRENTICE RATE SCHEDULE

INTERVAL	PERIOD AND RATES									
	60%	70%	80%							
Yearly										

Ratio of Apprentices to Journeymen - *

* 1:2, 2:4, 3:6, 4:8, 5:10, 6:12, 7:14

Craft: Roofer - Shingle, Slate & Tile

COMMENTS/NOTES

NOTE: Above rates are for Shingle work only. Slate and Tile work rates are an additional \$3.00 per hour.

HELPER RATIO: 1 Helper to 1 Journeyman

FOREMAN REQUIREMENTS:

- There must be a Foreman on all jobs.
- Foreman rate depends on the number of Roofers on the job, as indicated.

OVERTIME:

Hours in excess of 8 per day, Monday through Friday, and all hours on Saturdays, Sundays, and holidays shall be paid at time and one-half the wage rate.

RECOGNIZED HOLIDAYS: New Year's Day, Memorial Day, July 4th, Labor Day, Thanksgiving Day, Christmas Day. Sunday holidays will be observed the following Monday.

**NEW JERSEY DEPARTMENT OF LABOR AND WORKFORCE DEVELOPMENT
PREVAILING WAGE RATE DETERMINATION**

County - OCEAN

Craft: Sheet Metal Sign Installation

PREVAILING WAGE RATE

	04/01/13	10/01/13
Foreman	W31.25 B25.69 T56.94	W31.25 B26.69 T57.94
Journeyman	W30.00 B25.69 T55.69	W30.00 B26.69 T56.69

Expiration Date: 03/31/2014

Craft: Sheet Metal Sign Installation

APPRENTICE RATE SCHEDULE

INTERVAL	PERIOD AND RATES									
	35%	40%	45%	50%	55%	60%	65%	70%	75%	80%
1000 hours										
Benefits	8.98	10.09	11.22	12.33	13.80	14.94	16.09	17.23	18.38	19.52

Ratio of Apprentices to Journeymen - 1:3

Craft: Sheet Metal Sign Installation

COMMENTS/NOTES

FOREMAN REQUIREMENT:

When there are 6 or more Sheet Metal Sign Installers on a job, 1 shall be designated a Foreman.

The regular workday consists of 8 hours, between 7:00 AM and 3:30 PM.

OVERTIME:

Hours before or after the regular workday, Monday through Friday, and all hours worked on Saturday shall be paid at time and one-half the hourly rate. All hours on Sunday and holidays shall be paid at double the hourly rate.

Four(4) 10 hour days may be worked, Monday through Friday, at straight time, for projects lasting at least one week in duration. The fifth day may be used as a make-up day at straight time for a day lost due to inclement weather. However, if the fifth day is not a make-up day, all hours worked will be paid at time and one-half the hourly rate.

RECOGNIZED HOLIDAYS: New Year's Day, Presidents' Day, Good Friday, Memorial Day, July 4th, Labor Day, Veterans' Day, Thanksgiving Day and the day after, Christmas Day. Saturday holidays observed the preceding Friday, Sunday holidays observed the following Monday.

**NEW JERSEY DEPARTMENT OF LABOR AND WORKFORCE DEVELOPMENT
PREVAILING WAGE RATE DETERMINATION**

County - OCEAN

Craft: Sheet Metal Worker

PREVAILING WAGE RATE

	06/24/13	01/01/14	06/01/14
Foreman	W45.23	W0.00	W0.00
	B34.03	B0.00	B0.00
	T79.26	T79.76	T81.01
Journeyman	W42.73	W0.00	W0.00
	B34.03	B0.00	B0.00
	T76.76	T77.26	T78.51

Expiration Date: 05/31/2015

Craft: Sheet Metal Worker

APPRENTICE RATE SCHEDULE

INTERVAL	PERIOD AND RATES									
	40%	45%	50%	55%	60%	65%	70%	75%		
6 months										
Benefits	11.45	12.72	13.98	15.23	21.29	22.95	24.62	26.27		

Ratio of Apprentices to Journeymen - 1:3 *

* For work performed in a fabrication shop, the ratio will be applied on a "company-wide" basis (i.e. the total number of apprentices and journeymen employed by the company).

Craft: Sheet Metal Worker

COMMENTS/NOTES

FOREMAN REQUIREMENTS:

- When there are 2 to 9 Sheet Metal Workers on a jobsite, 1 must be designated a Foreman.
- When there are 10 to 16 Sheet Metal Workers on a jobsite, 2 must be designated Foremen.
- When there are 17 or more Sheet Metal Workers on a jobsite, 3 must be designated Foremen.

The regular workday consists of 8 hours, between 7:00 AM and 4:30 PM.

SHIFT DIFFERENTIALS:

- Shift work must run for a minimum of 5 consecutive workdays.
- 2nd Shift (4:30 PM-12:30 AM) shall be paid an additional 15% of the regular rate per hour inclusive of benefits, and receive 8 hours pay for 7.5 hours of work.
- 3rd Shift (12:30 AM-8:00 AM) shall be paid an additional 25% of the regular rate per hour inclusive of benefits, and receive 8 hours pay for 7 hours of work.
- There must be a day shift worked in order to have a 2nd and/or 3rd Shift.

OVERTIME:

Hours in excess of 8 per day, or before or after the regular workday, Monday through Friday, that are not shift work, and all hours on Saturday, shall be paid at time and one-half the regular rate. All hours on Sundays and holidays shall be paid at double the regular rate.

RECOGNIZED HOLIDAYS: New Year's Day, Presidents' Day, Good Friday, Memorial Day, July 4th, Labor Day, Presidential Election Day, Veterans' Day, Thanksgiving Day, Christmas Day. Saturday holidays will be observed the

NEW JERSEY DEPARTMENT OF LABOR AND WORKFORCE DEVELOPMENT
PREVAILING WAGE RATE DETERMINATION

County - OCEAN

preceding Friday, Sunday holidays will be observed the following Monday.

**NEW JERSEY DEPARTMENT OF LABOR AND WORKFORCE DEVELOPMENT
PREVAILING WAGE RATE DETERMINATION**

County - OCEAN

Craft: Sprinkler Fitter

PREVAILING WAGE RATE

	03/21/13
Foreman	W47.18 B21.46 T68.64
General Foreman	W49.43 B21.46 T70.89
Journeyman	W44.43 B21.46 T65.89

Expiration Date: 12/31/2013

Craft: Sprinkler Fitter

APPRENTICE RATE SCHEDULE

INTERVAL	PERIOD AND RATES									
	50%	50%	55%	60%	65%	70%	75%	80%	85%	90%
1000 Hours										
Benefits	7.90	7.90	14.37	14.37	14.37	14.37	14.37	14.37	14.37	14.37

Ratio of Apprentices to Journeymen - 1:1

Craft: Sprinkler Fitter

COMMENTS/NOTES

For those apprentices hired on or after April 1, 2010, the Class 1 Percentage Scale of Journeyman's Rate shall be 45% instead of 50%.

FOREMAN REQUIREMENTS:

- There must be a Foreman on all projects. If there is only 1 Sprinkler Fitter on the project, he/she shall be designated a Foreman.
- On any job with 22 or more Sprinkler Fitters 1 shall be designated a General Foreman.

The regular workday consists of 8 hours, between 6:00 AM and 6:00 PM.

SHIFT DIFFERENTIALS:

- Shift work must run for a minimum of 5 consecutive workdays.
- 2nd and/or 3rd shift shall receive an additional 15% of the hourly rate, per hour.

OVERTIME:

- Hours in excess of 8 per day, or before or after the regular workday that are not shift work, Monday through Friday, and all hours on Saturdays shall be paid at time and one-half the hourly rate. All hours on Sundays and holidays shall be paid at double the hourly rate.
- Four 10-hour days may be worked at straight time, Monday through Friday.

RECOGNIZED HOLIDAYS: New Year's Day, Memorial Day, July 4th, Labor Day, Thanksgiving Day, Christmas Day. Saturday holidays will be observed the preceding Friday, Sunday holidays will be observed the following Monday.

**NEW JERSEY DEPARTMENT OF LABOR AND WORKFORCE DEVELOPMENT
PREVAILING WAGE RATE DETERMINATION**

County - OCEAN

Craft: Tile Worker

PREVAILING WAGE RATE

	06/01/13
Finisher	W0.00 B0.00 T62.16
Setter	W0.00 B0.00 T72.36

Expiration Date: 11/30/2013

Craft: Tile Worker

APPRENTICE RATE SCHEDULE

<u>INTERVAL</u>	<u>PERIOD AND RATES</u>									
750 Hours	50%	55%	60%	65%	70%	75%	85%	95%	100%	

Ratio of Apprentices to Journeymen - 1:4

Craft: Tile Worker

COMMENTS/NOTES

NOTE: These rates also apply to Terrazzo and Marble work.

OVERTIME:

Hours in excess of 8 per day, Monday through Friday, and the first 10 hours on Saturdays shall be paid at time and one half the regular rate, inclusive of benefits. Hours in excess of 10 on Saturdays, and all hours on Sundays and holidays shall be paid at double the regular rate, inclusive of benefits.

RECOGNIZED HOLIDAYS:

New Year's Day, Presidents' Day, Memorial Day, July 4th, Labor Day, Veterans' Day, Thanksgiving Day and Christmas Day. Sunday holidays shall be observed the following Monday.

**NEW JERSEY DEPARTMENT OF LABOR AND WORKFORCE DEVELOPMENT
PREVAILING WAGE RATE DETERMINATION**

County - OCEAN

Craft: Truck Driver

PREVAILING WAGE RATE

	11/01/12
Bucket, Utility, Pick-up, Fuel Delivery trucks	W34.85 B26.08 T60.93
Dump truck, Asphalt Distributor, Tack Spreader	W34.85 B26.08 T60.93
Euclid-type vehicles (large off-road equipment)	W35.00 B26.08 T61.08
Helper on Asphalt Distributor truck	W34.85 B26.08 T60.93
Slurry Seal, Seeding/Fertilizing/Mulchi ng truck	W34.85 B26.08 T60.93
Straight 3-axle truck	W34.90 B26.08 T60.98
Tractor-Trailer truck (all types)	W35.00 B26.08 T61.08
Vacuum or Vac-All truck (entire unit)	W34.85 B26.08 T60.93
Winch Trailer Driver	W35.10 B26.08 T61.18

Expiration Date: 04/30/2013

Craft: Truck Driver

COMMENTS/NOTES

Foreman: + \$.75 cents per hour. Overtime rate shall be increased accordingly.

HAZARDOUS WASTE REMOVAL WORK:

- On a hazardous waste site requiring Level A, B, or C personal protection for any worker: + \$3.00 per hour.
- On a hazardous waste site not designated Level A, B, or C: + \$1.00 per hour.

The regular workday consists of 8 hours starting at either 6:00 AM or 8:00 AM.

SHIFT DIFFERENTIAL:

Any shift starting at a time other than 6:00 AM or 8:00 AM shall receive an additional \$2.25 per hour.

NEW JERSEY DEPARTMENT OF LABOR AND WORKFORCE DEVELOPMENT
PREVAILING WAGE RATE DETERMINATION

County - OCEAN

BLENDED RATE:

- When a truck driver is performing work on site and also serving as a material delivery driver, the driver shall be paid a "blended rate" which shall be 80% of the above-listed wage rates, plus the full benefit rate. This rate shall be used when the driver "round robins" for a minimum of 6 hours during the work day.

OVERTIME:

- Hours in excess of 8 per day, or before or after the regular workday that are not shift work, Monday through Friday, and all hours on Saturdays shall be paid at time and one-half the hourly rate. All hours on Sundays and holidays shall be paid at double the hourly rate.

- Benefits on overtime shall be \$28.18. As of 11-1-12, benefits on overtime shall be \$29.23.

- Four 10-hour days may be worked, Monday through Thursday, at straight time, with Friday used as a make-up day for a day lost to inclement weather. If Friday is not a make-up day, all hours on Friday shall be paid at time and one-half the hourly rate.

RECOGNIZED HOLIDAYS: New Year's Day, Presidents' Day, Memorial Day, July 4th, Labor Day, Presidential Election Day, Veterans' Day, Thanksgiving Day, Christmas Day. Sunday holidays will be observed the following Monday.

NEW JERSEY DEPARTMENT OF LABOR AND WORKFORCE DEVELOPMENT
PREVAILING WAGE RATE DETERMINATION

County - OCEAN

Craft: Truck Driver-Material Delivery Driver

PREVAILING WAGE RATE

	09/04/12
Driver	W19.43 B15.98 T35.41
New Hires: 1st Year	W18.43 B15.98 T34.41

Expiration Date: 04/30/2012

Craft: Truck Driver-Material Delivery Driver

COMMENTS/NOTES

NOTE: These rates may only be used for the delivery of materials to the jobsite.

OVERTIME: Hours in excess of 8 per day, Monday through Friday, and all hours on Saturdays shall be paid at time and one-half the hourly rate. All hours on Sundays and holidays shall be paid at double the hourly rate.

RECOGNIZED HOLIDAYS: New Year's Day, Washington's Birthday, Memorial Day, July 4th, Labor Day, Presidential Election Day, Veterans' Day, Thanksgiving Day, Christmas Day. Sunday holidays will be observed the following Monday.

NEW JERSEY DEPARTMENT OF LABOR AND WORKFORCE DEVELOPMENT
PREVAILING WAGE RATE DETERMINATION

County - OCEAN

Craft: Welder

PREVAILING WAGE RATE

Welder

Expiration Date:

Craft: Welder

COMMENTS/NOTES

Welders rate is the same as the craft to which the welding is incidental.

**TERRITORY
ENTIRE STATE**

**NEW JERSEY DEPARTMENT OF LABOR AND WORKFORCE DEVELOPMENT
PREVAILING WAGE RATE DETERMINATION**

OPERATING ENGINEERS Rates Expiration Date : 06/30/2014

{For apprentice rates refer to "Operating Engineers" apprentice rates in any county rate package}

On all machines, including pile drivers with booms of 100 feet and over (including jib) the Operating Engineer shall receive the regular hourly rate plus: \$1.00 per hour on rigs with 100 foot Boom (including jib) up to 139 feet, and \$2.00 per hour on rigs with 140 foot Boom (including jib) and over. On all hoists where "Cat Head" or "Sheave Point" is 100 feet or more above ground level, the same differential pay shall apply as applicable to booms 100 feet and over.

The regular workday consists of 8 hours, Monday to Friday, between 6:00 AM and 4:30 PM.

SHIFT DIFFERENTIALS:

- Shift work must run for 5 consecutive workdays.
- When 2 shifts are worked, the second shift shall receive an additional 10% of the regular rate inclusive of benefits, per hour.
- When 3 shifts are worked, the second shift shall receive 8 hours pay for 7.5 hours of work, plus an additional 10% of the regular rate inclusive of benefits, per hour. The third shift shall receive 8 hours pay for 7 hours of work, plus an additional 15% of the regular rate inclusive of benefits, per hour.
- When such hours are mandated by the project owner, a shift that starts between 8:00 PM and midnight and ends by 6:00 AM Saturday, or that starts after 8:00 PM on Sunday, provided there are consecutive hours of work within the shift, shall receive an additional 15% of the regular rate, inclusive of benefits.
- On Highway, Road, Street, and Sewer projects irregular shifts starting between 5:00 PM and 12:00 AM may be worked Monday through Friday, and shall receive an additional 15% of the regular rate, inclusive of benefits. When working with other trades that receive a higher irregular shift rate, the Operating Engineer shall also receive the higher irregular shift rate.

OVERTIME:

- Hours in excess of 8 per day, or outside of the regular workday, Monday through Friday, that are not shift work, and all hours on Saturdays shall be paid at time and one-half the regular rate, inclusive of benefits. All hours on Sundays and holidays shall be paid at double the regular rate, inclusive of benefits.
- Four 10-hour days may be worked, Monday through Thursday, at straight time, with all hours on Friday paid at time and one-half the regular rate, inclusive of benefits.

RECOGNIZED HOLIDAYS: New Year's Day, Presidents' Day, Memorial Day, July 4th, Labor Day, Veterans' Day, Thanksgiving Day, Christmas Day. Sunday holidays observed the following Monday.

On hazardous waste removal work or asbestos removal work, on a state or federally designated hazardous waste site, where the operating engineer is in direct contact with hazardous material and when personal protective equipment is required for respiratory, skin, and eye protection, the operating engineer shall receive an additional 20% of the hourly wage, per hour.

TERRITORY
ENTIRE STATE

NEW JERSEY DEPARTMENT OF LABOR AND WORKFORCE DEVELOPMENT
PREVAILING WAGE RATE DETERMINATION

OPERATING ENGINEERS Rates Expiration Date : 06/30/2014

Effective Date:	01/09/2013			07/01/2013	01/01/2014
	Rate	Fringe	Total	Total	Total
	40.98	28.33	69.31	70.56	71.81

A-Frame

Backhoe (combination)

Boom Attachment on loaders (Except pipehook)

Boring & Drilling Machine

Brush Chopper, Brush Shredder, Tree Shredder

Bulldozer, finish grade

Cableway

Carryall

Concrete Pump

Concrete Pumping System (Pumpcrete & similar types)

Conveyor, 125 feet or longer

Drill Doctor (Duties include dust collector and maintenance)

Front End Loader (2 cu. yds. but less than 5 cu. yds.)

Grader, finish

Groove Cutting Machine (ride-on type)

Heater Planer

Hoist (all types including steam, gas, diesel, electric, air hydraulic, single and double drum, concrete, brick shaft caisson, snorkle roof, and other similar types, Except Chicago-boom type)

Hydraulic Crane (10 tons & under)

Hydro-Axe

Hydro-Blaster

Jack (screw, air hydraulic, power-operated unit, or console type, Except hand jack or pile load test type)

Log Skidder

TERRITORY
ENTIRE STATE

NEW JERSEY DEPARTMENT OF LABOR AND WORKFORCE DEVELOPMENT
PREVAILING WAGE RATE DETERMINATION

OPERATING ENGINEERS Rates Expiration Date : 06/30/2014

Effective Date:	01/09/2013			07/01/2013	01/01/2014
	Rate	Fringe	Total	Total	Total
	40.98	28.33	69.31	70.56	71.81

Pan

Paver, concrete

Plate & Frame Filter Press

Pumpcrete (unit type)

Pumpcrete, Squeezecrete, or Concrete Pumping machine
(regardless of size)

Scraper

Side Boom

Straddle Carrier (Ross and similar types)

Vacuum Truck

Whiphammer

Winch Truck (hoisting)

TERRITORY
ENTIRE STATE

NEW JERSEY DEPARTMENT OF LABOR AND WORKFORCE DEVELOPMENT
PREVAILING WAGE RATE DETERMINATION

OPERATING ENGINEERS Rates Expiration Date : 06/30/2014

Effective Date:	01/09/2013			07/01/2013	01/01/2014
	Rate	Fringe	Total	Total	Total
	39.07	28.33	67.40	68.65	69.90

Asphalt Curbing Machine

Asphalt Plant Engineer

Asphalt Spreader

Autograde Curb Trimmer & Sidewalk Shoulder Slipform (CMI & similar types)

Autograde Curecrete Machine (CMI & similar types)

Autograde Tube Finisher & Texturing Machine (CMI & similar types)

Batcher, Batching Plant, & Crusher [On Site]

Belt Conveyor System

Boom-Type Skimmer Machine

Bridge Deck Finisher

Bulldozer (all sizes)

Captain (Power Boats)

Car Dumper (railroad)

Compressor & Blower unit for loading/unloading of concrete,
cement, fly ash, or similar type materials (used independently
or truck-mounted)

Compressor (2 or 3 battery)

Concrete Breaking Machine

Concrete Cleaning/Decontamination Machine

Concrete Finishing Machine

Concrete Saw or Cutter (ride-on type)

Concrete Spreader (Hetzl, Rexomatic & similar types)

Concrete Vibrator

Conveyors - under 125 feet

TERRITORY
ENTIRE STATE

NEW JERSEY DEPARTMENT OF LABOR AND WORKFORCE DEVELOPMENT
PREVAILING WAGE RATE DETERMINATION

OPERATING ENGINEERS Rates Expiration Date : 06/30/2014

Effective Date:	01/09/2013			07/01/2013	01/01/2014
	Rate	Fringe	Total	Total	Total
	39.07	28.33	67.40	68.65	69.90
Crushing Machine					
Directional Boring Machine					
Ditching Machine - Small (Ditchwitch, Vermeer or similar types)					
Dope Pot - Mechanical (with or without pump)					
Dumpster					
Elevator					
Fireman					
Fork Lift (Economobile, Lull & similar types)					
Front End Loader (1 cu. yd. and over but less than 2 cu. yds.)					
Generator (2 or 3 battery)					
Giraffe Grinder					
Grader & Motor Patrols					
Grout Pump					
Gunnite Machine (Excluding nozzle)					
Hammer - Vibratory (in conjunction with generator)					
Heavy Equipment Robotics - Operator/Technician					
Hoist (roof, tigger, aerial platform hoist, house car)					
Hopper					
Hopper Doors (power operated)					
Ladder (motorized)					
Laddervator					
Locomotive (Dinky-type)					
Maintenance Utility Man					

TERRITORY
ENTIRE STATE

NEW JERSEY DEPARTMENT OF LABOR AND WORKFORCE DEVELOPMENT
PREVAILING WAGE RATE DETERMINATION

OPERATING ENGINEERS Rates Expiration Date : 06/30/2014

Effective Date:	01/09/2013			07/01/2013	01/01/2014
	Rate	Fringe	Total	Total	Total

	39.07	28.33	67.40	68.65	69.90
--	-------	-------	-------	-------	-------

Master Environmental Maintenance Technician

Mechanic

Mixer (Except paving mixers)

Pavement Breaker - maintenance of compressor or hydraulic unit

Pavement Breaker (truck-mounted or small self-propelled
ride-on type)

Pipe Bending Machine (power)

Pitch Pump

Plaster Pump (regardless of size)

Post Hole Digger (post pounder, auger)

Roller (black top)

Scale (power)

Seamen Pulverizing Mixer

Shoulder Widener

Silo

Skimmer Machine (boom type)

Steel Cutting Machine (service & maintenance)

Tamrock Drill

Tractor

Tug Captains

Tug Master (Power Boats)

Ultra High Pressure Waterjet Cutting Tool System -
Operator/Maintenance Technician

Vacuum Blasting Machine - Operator/Maintenance Technician

Vibrating Plant (used with unloading)

TERRITORY
ENTIRE STATE

NEW JERSEY DEPARTMENT OF LABOR AND WORKFORCE DEVELOPMENT
PREVAILING WAGE RATE DETERMINATION

OPERATING ENGINEERS Rates Expiration Date : 06/30/2014

Effective Date:	01/09/2013			07/01/2013	01/01/2014
	Rate	Fringe	Total	Total	Total
	39.07	28.33	67.40	68.65	69.90

Welder & Repair Mechanic

Effective Date:	01/09/2013			07/01/2013	01/01/2014
	Rate	Fringe	Total	Total	Total
	35.73	28.33	64.06	65.31	66.56

Assistant Engineer/Oiler

Driller's Helper

Field Engineer - Transit man or Instrument man

Maintenance Apprentice (Deckhand)

Maintenance Apprentice (Oiler)

Mechanic's Helper

Off Road Back Dump

Effective Date:	01/09/2013			07/01/2013	01/01/2014
	Rate	Fringe	Total	Total	Total
	33.15	28.33	61.48	62.73	63.98

Field Engineer - Rodman or Chainman

Effective Date:	01/09/2013			07/01/2013	01/01/2014
	Rate	Fringe	Total	Total	Total
	43.31	28.33	71.64	72.89	74.14

Lead Engineer, Foreman Engineer, Safety Engineer (minimum)

Effective Date:	01/09/2013			07/01/2013	01/01/2014
	Rate	Fringe	Total	Total	Total
	43.57	28.33	71.90	73.15	74.40

Crane, Derrick, Pile Driver (all types) with 100 to 139 foot boom
(including jib and/or leads)

Effective Date:	01/09/2013			07/01/2013	01/01/2014
	Rate	Fringe	Total	Total	Total
	44.57	28.33	72.90	74.15	75.40

Crane, Derrick, Pile Driver (all types) with 140 foot or longer
boom (including jib and/or leads)

TERRITORY
ENTIRE STATE

NEW JERSEY DEPARTMENT OF LABOR AND WORKFORCE DEVELOPMENT
PREVAILING WAGE RATE DETERMINATION

OPERATING ENGINEERS Rates Expiration Date : 06/30/2014

Effective Date:	01/09/2013			07/01/2013	01/01/2014
	Rate	Fringe	Total	Total	Total
	42.57	28.33	70.90	72.15	73.40

Autograde Pavement Profiler - Recycle Type (CMI & similar types)

Autograde Pavement Profiler (CMI & similar types)

Autograde Placer/Trimmer/Spreader Combination (CMI & similar types)

Autograde Slipform Paver (CMI & similar types)

Backhoe (Excavator)

Central Power Plant

Concrete Paving Machine

Crane (all types, including overhead- and straddle-type, and gantry)

Derrick (land, floating, or Chicago-boom type)

Draglines

Drill, Bauer, AMI and similar types

Drillmaster, Quarrymaster

Drillmaster/Quarrymaster (down-the-hole drill), rotary drill, self-propelled hydraulic drill, self-powered drill

Elevator Grader

Field Engineer-Chief of Party

Front End Loader (5 cu. yards or larger)

Gradall

Grader, Rago

Helicopter Communications Engineer

Helicopter Co-Pilot

Locomotive (large)

Mucking Machine

TERRITORY
ENTIRE STATE

NEW JERSEY DEPARTMENT OF LABOR AND WORKFORCE DEVELOPMENT
PREVAILING WAGE RATE DETERMINATION

OPERATING ENGINEERS Rates Expiration Date : 06/30/2014

Effective Date:	01/09/2013			07/01/2013	01/01/2014
	Rate	Fringe	Total	Total	Total
	42.57	28.33	70.90	72.15	73.40

Pavement & Concrete Breaker (Superhammer & Hoe Ram)

Pile Driver

Roadway Surface Grinder

Scooper (loader & shovel)

Shovel (Excavator)

Trackhoe (Excavator)

Tree Chopper with boom

Trenching Machine (cable plow)

Tunnel Boring Machine

TERRITORY
ENTIRE STATE

NEW JERSEY DEPARTMENT OF LABOR AND WORKFORCE DEVELOPMENT
PREVAILING WAGE RATE DETERMINATION

OPERATING ENGINEERS Rates Expiration Date : 06/30/2014

Effective Date:	01/09/2013			07/01/2013	01/01/2014
	Rate	Fringe	Total	Total	Total
	37.44	28.33	65.77	67.02	68.27

Chipper

Compressor (single)

Concrete Spreader (small type)

Conveyor Loader (Except elevator graders)

Engines, Large Diesel (1620 HP) & Staging Pump

Farm Tractor

Fertilizing Equipment (operation & maintenance)

Fine Grade Machine (small type)

Form Line Grader (small type)

Front End Loader (under 1 cubic yard)

Generator (single)

Grease, Gas, Fuel, & Oil Supply Trucks

Heaters (Nelson or other type)

Lights - portable generating light plant

Mixer, Concrete (small)

Mulching Equipment (operation & maintenance)

Power Broom or Sweeper

Pump (diesel engine & hydraulic - regardless of power)

Pump (larger than 2 inch suction, including submersible pumps)

Road Finishing Machine (small type)

Roller - grade, fill, or stone base

Seeding Equipment (operation & maintenance)

Sprinkler & Water Pump Trucks

TERRITORY
ENTIRE STATE

NEW JERSEY DEPARTMENT OF LABOR AND WORKFORCE DEVELOPMENT
PREVAILING WAGE RATE DETERMINATION

OPERATING ENGINEERS **Rates Expiration Date : 06/30/2014**

Effective Date:	01/09/2013			07/01/2013	01/01/2014
	Rate	Fringe	Total	Total	Total
	37.44	28.33	65.77	67.02	68.27

Steam Generator or Boiler

Stone Spreader

Tamping Machine (vibrating ride-on type)

Temporary Heating Plant (Nelson or other type, including
proprane, natural gas, and flow-type units)

Water or Sprinkler Truck

Welding Machine (gas, diesel, or electric convertor, of any type)

Welding System - Multiple (rectifier transformer type)

Wellpoint Systems (including installation by bull gang and
maintenance)

Effective Date:	01/09/2013			07/01/2013	01/01/2014
	Rate	Fringe	Total	Total	Total
	44.39	28.33	72.72	73.97	75.22

Helicopter Pilot/Engineer

TERRITORY
ENTIRE STATE

NEW JERSEY DEPARTMENT OF LABOR AND WORKFORCE DEVELOPMENT
PREVAILING WAGE RATE DETERMINATION

STRUCTURAL STEEL ERECTION Rates Expiration Date : 06/30/2014

{For apprentice rates refer to "Operating Engineers" apprentice rates in any county rate package}

The regular workday consists of 8 hours, Monday to Friday, between 6:00 AM and 4:30 PM.

SHIFT DIFFERENTIALS:

- Shift work must run for 5 consecutive workdays.
- When 2 shifts are worked, the second shift shall receive an additional 10% of the regular rate inclusive of benefits, per hour.
- When 3 shifts are worked, the second shift shall receive 8 hours pay for 7.5 hours of work, plus an additional 10% of the regular rate inclusive of benefits, per hour. The third shift shall receive 8 hours pay for 7 hours of work, plus an additional 15% of the regular rate inclusive of benefits, per hour.
- When such hours are mandated by the project owner, a shift that starts between 8:00 PM and midnight and ends by 6:00 AM Saturday, or that starts after 8:00 PM on Sunday, provided there are consecutive hours of work within the shift, shall receive an additional 15% of the regular rate, inclusive of benefits.
- On Highway, Road, Street, and Sewer projects irregular shifts starting between 5:00 PM and 12:00 AM may be worked Monday through Friday, and shall receive an additional 15% of the regular rate, inclusive of benefits. When working with other trades that receive a higher irregular shift rate, the Operating Engineer shall also receive the higher irregular shift rate.

OVERTIME:

- Hours in excess of 8 per day, or outside of the regular workday, Monday through Friday, that are not shift work, and all hours on Saturdays shall be paid at time and one-half the regular rate, inclusive of benefits. All hours on Sundays and holidays shall be paid at double the regular rate, inclusive of benefits.
- Four 10-hour days may be worked, Monday through Thursday, at straight time, with all hours on Friday paid at time and one-half the regular rate, inclusive of benefits.

RECOGNIZED HOLIDAYS: New Year's Day, Presidents' Day, Memorial Day, July 4th, Labor Day, Veterans' Day, Thanksgiving Day, Christmas Day. Sunday holidays observed the following Monday.

On hazardous waste removal work or asbestos removal work, on a state or federally designated hazardous waste site, where the operating engineer is in direct contact with hazardous material and when personal protective equipment is required for respiratory, skin, and eye protection, the operating engineer shall receive an additional 20% of the hourly wage, per hour.

Effective Date:	01/09/2013			07/01/2013	01/01/2014
	Rate	Fringe	Total	Total	Total
	46.59	28.33	74.92	76.17	77.42

Crane (all types - land or floating, 140 feet or more above ground, including boom and jib)

Derrick (all types - land, floating, or Chicago-boom, 140 feet or more above ground, including boom and jib)

Helicopter Communications Engineer

Helicopter Co-Pilot

TERRITORY
ENTIRE STATE

NEW JERSEY DEPARTMENT OF LABOR AND WORKFORCE DEVELOPMENT
PREVAILING WAGE RATE DETERMINATION

STRUCTURAL STEEL ERECTION **Rates Expiration Date : 06/30/2014**

Effective Date:	01/09/2013			07/01/2013	01/01/2014
	Rate	Fringe	Total	Total	Total
	44.93	28.33	73.26	74.51	75.76

Crane (all types - land or floating less than 140 feet above ground,
including boom and jib)

Derrick (land, floating, or Chicago-boom less than 140 feet above
ground, including boom and jib)

Effective Date:	01/09/2013			07/01/2013	01/01/2014
	Rate	Fringe	Total	Total	Total
	46.20	28.33	74.53	75.78	77.03

Helicopter Pilot or Engineer

Effective Date:	01/09/2013			07/01/2013	01/01/2014
	Rate	Fringe	Total	Total	Total
	42.14	28.33	70.47	71.72	72.97

A-Frame

Cherry Picker -10 tons or less (Over 10 tons use crane rate)

Hoist (all types Except Chicago-boom)

Jack (screw, air hydraulic, power-operated unit or console
type, Except hand jack or pile load test type)

Side Boom

Straddle Carrier

TERRITORY
ENTIRE STATE

NEW JERSEY DEPARTMENT OF LABOR AND WORKFORCE DEVELOPMENT
PREVAILING WAGE RATE DETERMINATION

STRUCTURAL STEEL ERECTION Rates Expiration Date : 06/30/2014

Effective Date:	01/09/2013			07/01/2013	01/01/2014
	Rate	Fringe	Total	Total	Total
	39.48	28.33	67.81	69.06	70.31

Aerial Platform Used On Hoists

Apprentice Engineer/Oiler with Compressor or Welding Machine

Captain (Power Boats)

Compressor (2 or 3 in battery)

Conveyor or Tugger Hoist

Elevator or House Car

Fireman

Forklift

Generator (2 or 3)

Maintenance Utility Man

Tug Master (Power Boats)

Welding Machines, Gas or Electric Converters on any type-2 or 3 in battery including diesels

Effective Date:	01/09/2013			07/01/2013	01/01/2014
	Rate	Fringe	Total	Total	Total
	37.95	28.33	66.28	67.53	68.78

Compressor (Single)

Generators

Welding Machines, Gas, Diesel, Or Electric Converters of any type-single

Welding System, Multiple (Rectifier Transformer Type)

TERRITORY
ENTIRE STATE

NEW JERSEY DEPARTMENT OF LABOR AND WORKFORCE DEVELOPMENT
PREVAILING WAGE RATE DETERMINATION

STRUCTURAL STEEL ERECTION **Rates Expiration Date : 06/30/2014**

Effective Date:	01/09/2013			07/01/2013	01/01/2014
	Rate	Fringe	Total	Total	Total
	36.19	28.33	64.52	65.77	67.02

Assistant Engineer/Oiler

Drillers Helper

Field Engineer - Transit/Instrument Man

Maintenance Apprentice (Deckhand)

Maintenance Apprentice (Oiler)

Effective Date:	01/09/2013			07/01/2013	01/01/2014
	Rate	Fringe	Total	Total	Total
	43.76	28.33	72.09	73.34	74.59

Lead Engineer, Foreman Engineer, Safety Engineer (Minimum)

Effective Date:	01/09/2013			07/01/2013	01/01/2014
	Rate	Fringe	Total	Total	Total
	33.15	28.33	61.48	62.73	63.98

Field Engineer - Rodman or Chainman

Effective Date:	01/09/2013			07/01/2013	01/01/2014
	Rate	Fringe	Total	Total	Total
	42.90	28.33	71.23	72.48	73.73

Field Engineer-Chief of Party

TERRITORY
ENTIRE STATE

NEW JERSEY DEPARTMENT OF LABOR AND WORKFORCE DEVELOPMENT
PREVAILING WAGE RATE DETERMINATION

TEST BORING PRELIMINARY TO CONSTRUCTION-SOUTH/WEST Rates Expiration Date : 06/30/2014

THESE RATES APPLY IN THE FOLLOWING COUNTIES ONLY:

Atlantic, Burlington, Camden, Cape May, Cumberland, Gloucester, Hunterdon, Mercer, Monmouth, Ocean, Salem, Sussex, Warren

On all machines, including pile drivers with booms of 100 feet and over (including jib) the Operating Engineer shall receive the regular hourly rate plus: \$1.00 per hour on rigs with 100 foot Boom (including jib) up to 139 feet, and \$2.00 per hour on rigs with 140 foot Boom (including jib) and over. On all hoists where "Cat Head" or "Sheave Point" is 100 feet or more above ground level, the same differential pay shall apply as applicable to booms 100 feet and over.

The regular workday consists of 8 hours, Monday to Friday, between 6:00 AM and 4:30 PM.

SHIFT DIFFERENTIALS:

- Shift work must run for 5 consecutive workdays.
- When 2 shifts are worked, the second shift shall receive an additional 10% of the regular rate inclusive of benefits, per hour.
- When 3 shifts are worked, the second shift shall receive 8 hours pay for 7.5 hours of work, plus an additional 10% of the regular rate inclusive of benefits, per hour. The third shift shall receive 8 hours pay for 7 hours of work, plus an additional 15% of the regular rate inclusive of benefits, per hour.
- When such hours are mandated by the project owner, a shift that starts between 8:00 PM and midnight and ends by 6:00 AM Saturday, or that starts after 8:00 PM on Sunday, provided there are consecutive hours of work within the shift, shall receive an additional 15% of the regular rate, inclusive of benefits.
- On Highway, Road, Street, and Sewer projects irregular shifts starting between 5:00 PM and 12:00 AM may be worked Monday through Friday, and shall receive an additional 15% of the regular rate, inclusive of benefits. When working with other trades that receive a higher irregular shift rate, the Operating Engineer shall also receive the higher irregular shift rate.

OVERTIME:

- Hours in excess of 8 per day, or outside of the regular workday, Monday through Friday, that are not shift work, and all hours on Saturdays shall be paid at time and one-half the regular rate, inclusive of benefits. All hours on Sundays and holidays shall be paid at double the regular rate, inclusive of benefits.
- Four 10-hour days may be worked, Monday through Thursday, at straight time, with all hours on Friday paid at time and one-half the regular rate, inclusive of benefits.

RECOGNIZED HOLIDAYS: New Year's Day, Presidents' Day, Memorial Day, July 4th, Labor Day, Veterans' Day, Thanksgiving Day, Christmas Day. Sunday holidays observed the following Monday.

On hazardous waste removal work or asbestos removal work, on a state or federally designated hazardous waste site, where the operating engineer is in direct contact with hazardous material and when personal protective equipment is required for respiratory, skin, and eye protection, the operating engineer shall receive an additional 20% of the hourly wage, per hour.

Effective Date:	01/09/2013			07/01/2013	01/01/2014
	Rate	Fringe	Total	Total	Total
	42.57	28.33	70.90	72.15	73.40

Driller

TERRITORY
ENTIRE STATE

NEW JERSEY DEPARTMENT OF LABOR AND WORKFORCE DEVELOPMENT
PREVAILING WAGE RATE DETERMINATION

TEST BORING PRELIMINARY TO CONSTRUCTION-SOUTH/WEST Rates Expiration Date : 06/30/2014

Effective Date:	01/09/2013			07/01/2013	01/01/2014
	Rate	Fringe	Total	Total	Total
	35.73	28.33	64.06	65.31	66.56

Driller's Helper

TERRITORY
ENTIRE STATE

NEW JERSEY DEPARTMENT OF LABOR AND WORKFORCE DEVELOPMENT
PREVAILING WAGE RATE DETERMINATION

FREE AIR TUNNEL JOBS Rates Expiration Date : 08/31/2013

{For apprentice rates refer to "Heavy & General" apprentice rates in any county rate package}

The regular workday consists of 8 hours, starting at 7:00 AM or 8:00 AM.

SHIFT DIFFERENTIALS:

- Shifts must start at 3:00 PM, 4:00 PM, 12:00 AM, or 1:00 AM, to be considered shift work, except when the project owner mandates special hours of work in the job specifications, in which case those hours may be considered shift work.
- When such hours are mandated by the project owner, a shift that begins before midnight on Friday and ends on Saturday morning, or that begins at or after 8:00 PM on Sunday and ends on Monday morning may be paid at the shift differential rate.
- Shifts shall receive an additional \$2.50 per hour.

OVERTIME:

- Hours in excess of 8 per day, Monday through Friday, or outside of the regular workday that are not shift work, and all hours on Saturdays, shall be paid at time and one-half the hourly rate. All hours on Sundays and holidays shall be paid at double the hourly rate.
- Four 10-hour days may be worked, Monday through Thursday, at straight time, with Friday used as a make-up day for a day lost to inclement weather. If Friday is not a make-up day, all hours on Friday shall be paid at time and one-half the hourly rate.

COGNIZED HOLIDAYS: New Year's Day, Presidents' Day, Memorial Day, July 4th, Labor Day, Presidential Election Day, Veterans' Day, Thanksgiving Day, Christmas Day. Sunday holidays observed the following Monday.

Hazardous Waste Work:

- where Level A, B, or C protection is required: + \$3.00/hr
- other Hazardous Waste site: + \$1.00/hr

Effective Date:	03/01/2013			09/01/2013	03/01/2014
	Rate	Fringe	Total	Total	Total
	36.50	23.78	60.28	60.78	63.28

Walking Boss & Superintendent

Effective Date:	03/01/2013			09/01/2013	03/01/2014
	Rate	Fringe	Total	Total	Total
	36.20	23.78	59.98	60.48	62.98

Heading Foreman, Shaft Foreman, Rod Foreman, Electrician Foreman, Rigging Foreman

Effective Date:	03/01/2013			09/01/2013	03/01/2014
	Rate	Fringe	Total	Total	Total
	35.70	23.78	59.48	59.98	62.48

Iron Foreman, Caulking Foreman, Form Foreman, Cement Finishing Foreman, Concrete Foreman, Track Foreman, Cleanup Foreman, Grout Foreman

TERRITORY
ENTIRE STATE

NEW JERSEY DEPARTMENT OF LABOR AND WORKFORCE DEVELOPMENT
PREVAILING WAGE RATE DETERMINATION

FREE AIR TUNNEL JOBS **Rates Expiration Date : 08/31/2013**

Effective Date:	03/01/2013			09/01/2013	03/01/2014
	Rate	Fringe	Total	Total	Total
	38.20	23.78	61.98	62.48	64.98

Blaster

Effective Date:	03/01/2013			09/01/2013	03/01/2014
	Rate	Fringe	Total	Total	Total
	35.15	23.78	58.93	59.43	61.93

Top Labor Foreman

Effective Date:	03/01/2013			09/01/2013	03/01/2014
	Rate	Fringe	Total	Total	Total
	34.80	23.78	58.58	59.08	61.58

Skilled Men (including Caulker, Powder Carrier, all other skilled men)

Skilled Men (including Miner, Drill Runner, Iron Man, Conveyor Man, Manintenance Man, Safety Miner, Rigger, Block Layer, Cement Finisher, Tod Man)

Effective Date:	03/01/2013			09/01/2013	03/01/2014
	Rate	Fringe	Total	Total	Total
	34.65	23.78	58.43	58.93	61.43

Semi-Skilled Men (including Bell or Signal Man Top or Bottom, Form Worker & Mover, Concrete Worker, Shaft Man, Tunnel Laborer, Caulker's Helper, all other semi-skilled)

Semi-Skilled Men (including Miner's Helper, Chuck Tender, Track Man, Nipper, Brake Man, Derail Man, Cable Man, Hose Man, Gravel Man, Form Man)

Effective Date:	03/01/2013			09/01/2013	03/01/2014
	Rate	Fringe	Total	Total	Total
	34.15	23.78	57.93	58.43	60.93

All Others (including Powder Watchman, Change House Attendant, Top Laborer)

TERRITORY
ENTIRE STATE

NEW JERSEY DEPARTMENT OF LABOR AND WORKFORCE DEVELOPMENT
PREVAILING WAGE RATE DETERMINATION

DRILL FOR GROUND WATER SUPPLY Rates Expiration Date : 06/30/2013

The well driller and/or helper may perform all work relative to the construction, finishing, and servicing of wells, pumps and borings for ground water supply. The present methods of well drilling entailing as they do, many diverse job operations calling for drilling, pump discharge, piping, and the operation of various types of related power equipment, shall all be within the job duties and functions of the well driller and/or helper. In the event that an extension of work should occur beyond water well drilling functions, into the field of general construction work, such extension of work would come under the appropriate rates listed elsewhere in this wage determination.

- For Work Hours, Shift Differentials, Overtime Rates, and Recognized Holidays see the "Operating Engineers" section of this wage determination.

Effective Date:

01/09/2013

Rate	Fringe	Total	Total	Total
42.57	28.33	70.90	0.00	0.00

Driller

Effective Date:

01/09/2013

Rate	Fringe	Total	Total	Total
35.73	28.33	64.06	0.00	0.00

Driller's Helper

TERRITORY
ENTIRE STATE

NEW JERSEY DEPARTMENT OF LABOR AND WORKFORCE DEVELOPMENT
PREVAILING WAGE RATE DETERMINATION

OPERATING ENGINEERS MARINE Rates Expiration Date : 09/30/2012

NOTE: Boat crews carrying explosive material (dynamite, pourfex, and other similar materials) shall be paid time and one-half for hours engaged in handling of said materials.

OVERTIME:

Hours in excess of 40 per week, and all hours on Saturdays and Sundays, shall be paid at time and one-half the hourly rate. All hours on holidays shall be paid at double the hourly rate.

RECOGNIZED HOLIDAYS: New Year's Day, Martin Luther King Day, Good Friday, Memorial Day, July 4th, Labor Day, Veterans' Day, Thanksgiving Day, Christmas Day. Sunday holidays observed the following Monday.

Effective Date:	10/01/2011				
	Rate	Fringe	Total	Total	Total
	32.89	11.08	43.97	0.00	0.00

Lead Dredgerman, Operator, Leverman

Licensed Tug Operator (over 1000 HP)

Effective Date:	10/01/2011				
	Rate	Fringe	Total	Total	Total
	28.49	10.72	39.21	0.00	0.00

Derrick Operator, Spider/Spill Barge Operator

Engineer, Electrician, Chief Welder, Chief Mate

Fill Placer, Operator II

Licensed Boat Operator

Maintenance Engineer

Effective Date:	10/01/2011				
	Rate	Fringe	Total	Total	Total
	26.84	10.59	37.43	0.00	0.00

Certified Welder

Effective Date:	10/01/2011				
	Rate	Fringe	Total	Total	Total
	26.14	10.24	36.38	0.00	0.00

Mate, Drag Barge Operator, Steward, Assistant Fill Placer

Welder

TERRITORY
ENTIRE STATE

NEW JERSEY DEPARTMENT OF LABOR AND WORKFORCE DEVELOPMENT
PREVAILING WAGE RATE DETERMINATION

OPERATING ENGINEERS MARINE Rates Expiration Date : 09/30/2012

Effective Date:	10/01/2011				
	Rate	Fringe	Total	Total	Total
	25.29	10.17	35.46	0.00	0.00
Boat Operator					

Effective Date:	10/01/2011				
	Rate	Fringe	Total	Total	Total
	21.09	9.53	30.62	0.00	0.00
Shoreman, Deckhand, Rodman, Scowman					

TERRITORY
ENTIRE STATE

NEW JERSEY DEPARTMENT OF LABOR AND WORKFORCE DEVELOPMENT
PREVAILING WAGE RATE DETERMINATION

MICROSURFACING/SLURRY SEAL Rates Expiration Date : 02/28/2015

THESE RATES APPLY IN THE FOLLOWING COUNTIES ONLY:

Atlantic, Burlington, Camden, Cape May, Cumberland, Gloucester, Mercer, Ocean, Salem

IN ALL OTHER COUNTIES use the Heavy and General Laborers - North "Slurry Seal Laborer" rates.

SHIFT DIFFERENTIALS:

Any shift starting at 3:30 PM or later shall receive an additional \$0.35/hr

OVERTIME:

Hours in excess of 8 per day or 40 per week shall be paid at time and one-half the hourly rate. All hours on holidays shall be paid at double the hourly rate.

RECOGNIZED HOLIDAYS: New Year's Day, Washington's Birthday, Memorial Day, July 4th, Labor Day, Presidential Election Day, Veterans' Day, Thanksgiving Day, Christmas Day.

Effective Date:	03/01/2013			03/01/2014	
	Rate	Fringe	Total	Total	Total
	33.50	17.90	51.40	53.04	0.00

Foreman

Effective Date:	03/01/2013			03/01/2014	
	Rate	Fringe	Total	Total	Total
	31.00	17.90	48.90	50.54	0.00

Box man

Effective Date:	03/01/2013			03/01/2014	
	Rate	Fringe	Total	Total	Total
	29.00	17.90	46.90	48.54	0.00

Microsurface/Slurry Preparation

Effective Date:	03/01/2013			03/01/2014	
	Rate	Fringe	Total	Total	Total
	29.00	17.90	46.90	48.54	0.00

Squeegee man

Effective Date:	03/01/2013			03/01/2014	
	Rate	Fringe	Total	Total	Total
	27.50	17.90	45.40	47.04	0.00

Cleaner, Taper

TERRITORY
ENTIRE STATE

NEW JERSEY DEPARTMENT OF LABOR AND WORKFORCE DEVELOPMENT
PREVAILING WAGE RATE DETERMINATION

ASPHALT LABORERS - SOUTH Rates Expiration Date : 08/31/2013

"THESE RATES APPLY IN THE FOLLOWING COUNTIES ONLY: Atlantic, Burlington, Camden, Cape May, Cumberland, Gloucester, Mercer, Ocean, Salem

{For apprentice rates refer to "Laborer - Heavy & General" apprentice rates in any county rate package}

The regular workday consists of 8 hours, starting at 7:00 AM or 8:00 AM.

SHIFT DIFFERENTIALS:

- Shifts must start at 3:00 PM, 4:00 PM, 12:00 AM, or 1:00 AM, to be considered shift work, except when the project owner mandates special hours of work in the job specifications, in which case those hours may be considered shift work.
- When such hours are mandated by the project owner, a shift that begins before midnight on Friday and ends on Saturday morning, or that begins at or after 8:00 PM on Sunday and ends on Monday morning may be paid at the shift differential rate.
- Shifts shall receive an additional \$2.50 per hour.

OVERTIME:

- Hours in excess of 8 per day, Monday through Friday, or outside of the regular workday that are not shift work, and all hours on Saturdays, shall be paid at time and one-half the hourly rate. All hours on Sundays and holidays shall be paid at double the hourly rate.
- Four 10-hour days may be worked, Monday through Thursday, at straight time, with Friday used as a make-up day for a day lost to inclement weather. If Friday is not a make-up day, all hours on Friday shall be paid at time and one-half the hourly rate.

RECOGNIZED HOLIDAYS: New Year's Day, Presidents' Day, Memorial Day, July 4th, Labor Day, Presidential Election Day, Veterans' Day, Thanksgiving Day, Christmas Day. Sunday holidays observed the following Monday.

Hazardous Waste Work:

- where Level A, B, or C protection is required: + \$3.00/hr
- other Hazardous Waste site: + \$1.00/hr

Effective Date:	03/01/2013			09/01/2013	03/01/2014
	Rate	Fringe	Total	Total	Total
	36.00	23.78	59.78	60.28	62.78

Paving Foreman

Effective Date:	03/01/2013			09/01/2013	03/01/2014
	Rate	Fringe	Total	Total	Total
	34.55	23.78	58.33	58.83	61.33

Head Raker

Effective Date:	03/01/2013			09/01/2013	03/01/2014
	Rate	Fringe	Total	Total	Total
	34.40	23.78	58.18	58.68	61.18

Raker, Screedman, Luteman

Effective Date:	03/01/2013			09/01/2013	03/01/2014
	Rate	Fringe	Total	Total	Total
	34.15	23.78	57.93	58.43	60.93

Tampers, Smoothers, Kettlemen,
Painters, Shovelers, Roller Boys

TERRITORY
ENTIRE STATE

NEW JERSEY DEPARTMENT OF LABOR AND WORKFORCE DEVELOPMENT
PREVAILING WAGE RATE DETERMINATION

ASPHALT LABORERS - SOUTH Rates Expiration Date : 08/31/2013

Effective Date:	03/01/2013			09/01/2013	03/01/2014
	Rate	Fringe	Total	Total	Total
	34.25	23.78	58.03	58.53	62.03

Milling Controller

Effective Date:	03/01/2013			09/01/2013	03/01/2014
	Rate	Fringe	Total	Total	Total
	34.45	23.78	58.23	58.73	61.23

Traffic Control Coordinator

TERRITORY
ENTIRE STATE

NEW JERSEY DEPARTMENT OF LABOR AND WORKFORCE DEVELOPMENT
PREVAILING WAGE RATE DETERMINATION

TEST BORING PRELIMINARY TO CONSTRUCTION-NORTH Rates Expiration Date : 10/16/2012

THESE RATES APPLY IN THE FOLLOWING COUNTIES ONLY:
Bergen, Essex, Hudson, Middlesex, Morris, Passaic, Somerset, Union

SHIFT DIFFERENTIAL:

Employees on a shift other than between the hours of 8:00 AM and 5:00 PM shall receive an additional \$1.00 per hour.

OVERTIME:

Hours in excess of 8 per day, Monday through Friday, and all hours on Saturday shall be paid at time and one-half the regular rate. All hours on Sundays and holidays shall be paid at double the regular rate.

RECOGNIZED HOLIDAYS: New Year's Day, Memorial Day, July 4th, Labor Day, Thanksgiving Day, and Christmas Day. Sunday holidays observed the following Monday.

Hazardous Waste Pay (for Levels A, B, and C): an additional 10% of the hourly rate, per hour.

A newly hired Helper with no experience in the industry shall be paid as follows:

1st year on the job - 70% of Helper wage rate

2nd year on the job - 80% of Helper wage rate

3rd year on the job - 90% of Helper wage rate

All helpers receive full fringe benefit rate.

Effective Date:

01/26/2012

Rate	Fringe	Total	Total	Total
0.00	0.00	48.45	0.00	0.00

Helper (4th year helper)

Effective Date:

01/26/2012

Rate	Fringe	Total	Total	Total
0.00	0.00	55.29	0.00	0.00

Driller

TERRITORY
ENTIRE STATE

NEW JERSEY DEPARTMENT OF LABOR AND WORKFORCE DEVELOPMENT
PREVAILING WAGE RATE DETERMINATION

HEAVY & GENERAL LABORERS - NORTH **Rates Expiration Date : 08/31/2013**

THESE RATES APPLY IN THE FOLLOWING COUNTIES ONLY:

Bergen, Essex, Hudson, Hunterdon, Middlesex, Monmouth, Morris, Passaic, Somerset, Sussex, Union, Warren

{For apprentice rates refer to "Laborer - Heavy & General" apprentice rates in any county rate package}

The regular workday consists of 8 hours, starting at 7:00 AM or 8:00 AM.

SHIFT DIFFERENTIALS:

- Shifts must start at 3:00 PM, 4:00 PM, 12:00 AM, or 1:00 AM, to be considered shift work, except when the project owner mandates special hours of work in the job specifications, in which case those hours may be considered shift work.
- When such hours are mandated by the project owner, a shift that begins before midnight on Friday and ends on Saturday morning, or that begins at or after 8:00 PM on Sunday and ends on Monday morning may be paid at the shift differential rate.
- Shifts shall receive an additional \$2.50 per hour.

OVERTIME:

- Hours in excess of 8 per day, Monday through Friday, or outside of the regular workday that are not shift work, and all hours on Saturdays, shall be paid at time and one-half the hourly rate. All hours on Sundays and holidays shall be paid at double the hourly rate.
- Four 10-hour days may be worked, Monday through Thursday, at straight time, with Friday used as a make-up day for a day lost to inclement weather. If Friday is not a make-up day, all hours on Friday shall be paid at time and one-half the hourly rate.

RECOGNIZED HOLIDAYS: New Year's Day, Presidents' Day, Memorial Day, July 4th, Labor Day, Presidential Election Day, Veterans' Day, Thanksgiving Day, Christmas Day. Sunday holidays observed the following Monday.

Hazardous Waste Work:

- where Level A, B, or C protection is required: + \$3.00/hr
- other Hazardous Waste site: + \$1.00/hr

Effective Date:	03/01/2013			09/01/2013	03/01/2014
	Rate	Fringe	Total	Total	Total
	33.75	23.78	57.53	58.03	60.53

"D" Rate:

basic, landscape, asphalt, slurry seal, or railroad track laborer; utility meter installer; traffic director/flagman; salamander tender; pitman; dumpman; rakers or tampers on cold patch work; wrappers or coaters of pipe; waterproofer; timberman; wagon drill or drill master helper; powder carrier; magazine tender; signal man; power buggy operator; tree cutter; operator of basic power tools

Effective Date:	03/01/2013			09/01/2013	03/01/2014
	Rate	Fringe	Total	Total	Total
	34.45	23.78	58.23	58.73	61.23

"C" Rate:

pipe layer; laser man; conduit or duct line layer; operator of jack hammer, chipping hammer, pavement breaker, concrete cutter, asphalt cutter, sheet hammer, or walk-behind saw cutter; sandblaster; acetylene cutting or burning; wagon drill, directional drill, or hydraulic drill operator; drill master; core driller; traffic control coordinator; asphalt raker or lute man

TERRITORY
ENTIRE STATE

NEW JERSEY DEPARTMENT OF LABOR AND WORKFORCE DEVELOPMENT
PREVAILING WAGE RATE DETERMINATION

HEAVY & GENERAL LABORERS - NORTH Rates Expiration Date :: 08/31/2013

Effective Date:	03/01/2013			09/01/2013	03/01/2014
	Rate	Fringe	Total	Total	Total
	34.70	23.78	58.48	58.98	61.48

"B" Rate:
concrete finisher; setter of brick or stone pavers; stone cutter; form setter; manhole, catch basin, or inlet builder; asphalt screedman;
rammer; hardscaping; gunite nozzle man

Effective Date:	03/01/2013			09/01/2013	03/01/2014
	Rate	Fringe	Total	Total	Total
	38.25	23.78	62.03	62.53	65.03

"A" Rate:
blaster

Effective Date:	03/01/2013			09/01/2013	03/01/2014
	Rate	Fringe	Total	Total	Total
	36.00	23.78	59.78	60.28	62.78

"FOREMAN" Rate:
labor foreman, asphalt foreman, drill foreman, pipe foreman, grade foreman, finisher foreman, concrete foreman

Effective Date:	03/01/2013			09/01/2013	03/01/2014
	Rate	Fringe	Total	Total	Total
	37.00	23.78	60.78	61.28	63.78

"GENERAL FOREMAN" Rate

TERRITORY
ENTIRE STATE

NEW JERSEY DEPARTMENT OF LABOR AND WORKFORCE DEVELOPMENT
PREVAILING WAGE RATE DETERMINATION

HEAVY & GENERAL LABORERS - SOUTH **Rates Expiration Date : 08/31/2013**

THESE RATES APPLY IN THE FOLLOWING COUNTIES ONLY:

Atlantic, Burlington, Camden, Cape May, Cumberland, Gloucester, Mercer, Ocean, Salem

{For apprentice rates refer to "Laborer - Heavy & General" apprentice rates in any county rate package}

The regular workday consists of 8 hours, starting at 7:00 AM or 8:00 AM.

SHIFT DIFFERENTIALS:

- Shifts must start at 3:00 PM, 4:00 PM, 12:00 AM, or 1:00 AM, to be considered shift work, except when the project owner mandates special hours of work in the job specifications, in which case those hours may be considered shift work.
- When such hours are mandated by the project owner, a shift that begins before midnight on Friday and ends on Saturday morning, or that begins at or after 8:00 PM on Sunday and ends on Monday morning may be paid at the shift differential rate.
- Shifts shall receive an additional \$2.50 per hour.

OVERTIME:

- Hours in excess of 8 per day, Monday through Friday, or outside of the regular workday that are not shift work, and all hours on Saturdays, shall be paid at time and one-half the hourly rate. All hours on Sundays and holidays shall be paid at double the hourly rate.
- Four 10-hour days may be worked, Monday through Thursday, at straight time, with Friday used as a make-up day for a day lost to inclement weather. If Friday is not a make-up day, all hours on Friday shall be paid at time and one-half the hourly rate.

RECOGNIZED HOLIDAYS: New Year's Day, Presidents' Day, Memorial Day, July 4th, Labor Day, Presidential Election Day, Veterans' Day, Thanksgiving Day, Christmas Day. Sunday holidays observed the following Monday.

Hazardous Waste Work:

- where Level A, B, or C protection is required: + \$3.00/hr
- other Hazardous Waste site: + \$1.00/hr

Effective Date:	03/01/2013			09/01/2013	03/01/2014
	Rate	Fringe	Total	Total	Total
	33.75	23.78	57.53	58.03	60.53

basic, landscape, or railroad track laborer; utility meter installer; traffic director/flagman; salamander tender; pitman; dumpman; rakers or tampers on cold patch work; wrappers or coatiers of pipe; waterproofers

tree cutter

Effective Date:	03/01/2013			09/01/2013	03/01/2014
	Rate	Fringe	Total	Total	Total
	33.75	23.78	57.53	58.03	60.53

wagon drill or drill master helper; powder carrier; magazine tender; signal man

Effective Date:	03/01/2013			09/01/2013	03/01/2014
	Rate	Fringe	Total	Total	Total
	34.45	23.78	58.23	58.73	61.23

pipe layer; laser man; conduit or duct line layer; operator of jack hammer, chipping hammer, pavement breaker, concrete cutter, asphalt cutter, sheet hammer, or walk-behind saw cutter; sandblaster; acetylene cutting or burning

TERRITORY
ENTIRE STATE

NEW JERSEY DEPARTMENT OF LABOR AND WORKFORCE DEVELOPMENT
PREVAILING WAGE RATE DETERMINATION

HEAVY & GENERAL LABORERS - SOUTH Rates Expiration Date : 08/31/2013

Effective Date:	03/01/2013			09/01/2013	03/01/2014
	Rate	Fringe	Total	Total	Total
	33.75	23.78	57.53	58.03	60.53

timberman; wagon or directional drill operator; drill master

Effective Date:	03/01/2013			09/01/2013	03/01/2014
	Rate	Fringe	Total	Total	Total
	38.25	23.78	62.03	62.53	65.03

blaster

Effective Date:	03/01/2013			09/01/2013	03/01/2014
	Rate	Fringe	Total	Total	Total
	36.00	23.78	59.78	60.28	62.78

labor foreman, drill foreman, pipe foreman, grade foreman, finisher foreman, concrete foreman

Effective Date:	03/01/2013			09/01/2013	03/01/2014
	Rate	Fringe	Total	Total	Total
	37.00	23.78	60.78	61.28	63.78

general foreman

Effective Date:	03/01/2013			09/01/2013	03/01/2014
	Rate	Fringe	Total	Total	Total
	34.70	23.78	58.48	58.98	61.48

concrete finisher; setter of brick or stone pavers; stone cutter; form setter; manhole, catch basin, or inlet builder; rammer; gunite nozzle man

TERRITORY
ENTIRE STATE

NEW JERSEY DEPARTMENT OF LABOR AND WORKFORCE DEVELOPMENT
PREVAILING WAGE RATE DETERMINATION

PIPELINE - MAINLINE TRANSMISSION Rates Expiration Date : 05/31/2014

These rates apply to the following: welding on Transportation Mainline pipe lines (cross-country pipe lines, or any segments thereof, transporting coal, gas, oil, water or other transportable materials, vapors or liquids, including portions of such pipe lines within private property boundaries up to the final metering station or connection - the point where a valve, consumer connection, or town border station divides mainline transmission lines or higher pressure lateral and branch lines from lower pressure distribution systems).

PER DIEM PAYMENT:

In addition to the total wage rate paid for each craft, the following per diem (per day) amounts must also be paid - Pipeline Journeyman: \$42.50; Pipeline Journeyman Welder: \$102.50; and Pipeline Helper: \$42.50. Note: in order to receive the per diem payment an employee must work a minimum of 8 hours in a 24 hour period.

NOTES:

- Journeymen employed as "stringer bead" welders and journeymen who are regularly employed as "hot-pass" welders shall receive \$1.00 per hour more than other journeymen.
- Welders running "stringer bead" or "hot-pass" on "cutouts" or "tie-ins" on a production basis shall be paid \$1.00 per hour above the journeymen rate.
- Whenever a welder helper is employed using a power buffer or power grinder immediately behind the stringer bead and/or hot-pass welders, and the pipe gang is set on a production basis, the helper shall be paid \$2.00 per hour above the helper rate.
- If back welding is performed inside a pipe under either or both of the following conditions, the welder engaged in the welding will receive \$3.00 per hour above the regular rate for the job only for the days on which such back welding is performed:
 - The employer elects, as a regular procedure, to back weld each line-up. This condition is not intended to apply to occasional back welding performed by the pipe gang to repair a bead, to rectify a "high-lo" condition or wall thickness, etc.
 - A welder is required to back weld a completed weld behind the firing line.
- If the welder helper is required to go inside the pipe for the purpose of brushing, buffing and grinding the weld, they shall receive a wage rate \$1.00 per hour above the regular helper rate for the days involved.
- Welders working on "hot work" shall be paid \$2.00 per hour above the regular rate for each day engaged in such work. "Hot work" is defined as work on lines in service where there is the danger of fire or explosion.

The regular workday shall be 8 hours, between 8:00 AM and 4:30 PM.

OVERTIME:

Hours in excess of 8 per day, and all hours on Sundays shall be paid at time and one-half the regular rate, inclusive of benefits. All hours on holidays shall be paid at double the regular rate, inclusive of benefits.

RECOGNIZED HOLIDAYS: New Year's Day, July 4th, Labor Day, Thanksgiving Day, and Christmas Day. Sunday holidays observed the following Monday.

Effective Date:

06/07/2013

Rate	Fringe	Total	Total	Total
52.50	21.70	74.20	0.00	0.00

Pipeline Journeyman Welder

TERRITORY
ENTIRE STATE

NEW JERSEY DEPARTMENT OF LABOR AND WORKFORCE DEVELOPMENT
PREVAILING WAGE RATE DETERMINATION

PIPELINE - MAINLINE TRANSMISSION Rates Expiration Date : 05/31/2014

Effective Date:	06/07/2013				
	Rate	Fringe	Total	Total	Total
	52.50	21.70	74.20	0.00	0.00
Pipeline Journeyman					

Effective Date:	06/07/2013				
	Rate	Fringe	Total	Total	Total
	31.55	15.94	47.49	0.00	0.00
Pipeline Helper					

TERRITORY
ENTIRE STATE

NEW JERSEY DEPARTMENT OF LABOR AND WORKFORCE DEVELOPMENT
PREVAILING WAGE RATE DETERMINATION

PIPELINE - GAS DISTRIBUTION **Rates Expiration Date : 10/31/2014**

These rates apply to the following: welding on gas line distribution systems (that portion of the gas distribution system placed in streets, roads, subways, tunnels, viaducts, highways and easements which serves the users of gas).

SHIFT DIFFERENTIALS:

An "irregular" shift may start any time from 5:00 PM to 12:00 AM, Monday through Friday, and shall receive an additional 15% of the regular rate per hour, inclusive of benefits.

OVERTIME:

Hours in excess of forty per week, and all hours on Saturdays shall be paid at time and one-half the regular rate, inclusive of benefits. All hours on Sundays and holidays shall be paid at double the regular rate, inclusive of benefits.

RECOGNIZED HOLIDAYS: New Year's Day, Memorial Day, July 4th, Labor Day, Thanksgiving Day, and Christmas Day. Sunday holidays observed the following Monday.

Effective Date:	11/01/2012			11/01/2013	05/01/2014
	Rate	Fringe	Total	Total	Total
	51.39	19.54	70.93	72.00	73.06

Pipeline Journeyman Welder

Effective Date:	11/01/2012			11/01/2013	05/01/2014
	Rate	Fringe	Total	Total	Total
	51.39	19.54	70.93	72.00	73.06

Pipeline Journeyman

Effective Date:	11/01/2012			11/01/2013	05/01/2014
	Rate	Fringe	Total	Total	Total
	33.43	13.99	47.42	48.13	48.84

Pipeline Helper

TERRITORY
ENTIRE STATE

NEW JERSEY DEPARTMENT OF LABOR AND WORKFORCE DEVELOPMENT
PREVAILING WAGE RATE DETERMINATION

ASPHALT LABORERS- NORTH Rates Expiration Date : 08/31/2013

THESE RATES APPLY IN THE FOLLOWING COUNTIES ONLY:

Bergen, Essex, Hudson, Hunterdon, Middlesex, Monmouth, Morris, Passaic, Somerset, Sussex, Union, Warren

{For apprentice rates refer to "Laborer - Heavy & General" apprentice rates in any county rate package}

The regular workday consists of 8 hours, starting at 7:00 AM or 8:00 AM.

SHIFT DIFFERENTIALS:

- Shifts must start at 3:00 PM, 4:00 PM, 12:00 AM, or 1:00 AM, to be considered shift work, except when the project owner mandates special hours of work in the job specifications, in which case those hours may be considered shift work.
- When such hours are mandated by the project owner, a shift that begins before midnight on Friday and ends on Saturday morning, or that begins at or after 8:00 PM on Sunday and ends on Monday morning may be paid at the shift differential rate.
- Shifts shall receive an additional \$2.50 per hour.

OVERTIME:

- Hours in excess of 8 per day, Monday through Friday, or outside of the regular workday that are not shift work, and all hours on Saturdays, shall be paid at time and one-half the hourly rate. All hours on Sundays and holidays shall be paid at double the hourly rate.
- Four 10-hour days may be worked, Monday through Thursday, at straight time, with Friday used as a make-up day for a day lost to inclement weather. If Friday is not a make-up day, all hours on Friday shall be paid at time and one-half the hourly rate.

RECOGNIZED HOLIDAYS: New Year's Day, Presidents' Day, Memorial Day, July 4th, Labor Day, Presidential Election Day, Veterans' Day, Thanksgiving Day, Christmas Day. Sunday holidays observed the following Monday.

Hazardous Waste Work:

- where Level A, B, or C protection is required: + \$3.00/hr
- other Hazardous Waste site: + \$1.00/hr

Effective Date:	03/01/2013			09/01/2013	03/01/2014
	Rate	Fringe	Total	Total	Total
	36.00	23.78	59.78	60.28	62.78

Asphalt Foreman

Effective Date:	03/01/2013			09/01/2013	03/01/2014
	Rate	Fringe	Total	Total	Total
	34.70	23.78	58.48	58.98	61.48

Asphalt Screedman

Effective Date:	03/01/2013			09/01/2013	03/01/2014
	Rate	Fringe	Total	Total	Total
	34.45	23.78	58.23	58.73	61.23

Asphalt Raker or Lute Man

Effective Date:	03/01/2013			09/01/2013	03/01/2014
	Rate	Fringe	Total	Total	Total
	33.75	23.78	57.53	58.03	60.53

Asphalt Laborer

TERRITORY
ENTIRE STATE

NEW JERSEY DEPARTMENT OF LABOR AND WORKFORCE DEVELOPMENT
PREVAILING WAGE RATE DETERMINATION

ELECTRICIAN- UTILITY WORK (NORTH) Rates Expiration Date : 12/01/2013

Electrician-Utility Work (North)

(For apprentice rates refer to Electrician-Utility Work (North) in any county rate package).

These rates apply to work contracted for by the following utility companies:

Public Service Electric & Gas Co. of NJ, GPU Energy, Borough of Madison Electric Department, Sussex Rural Electric Cooperative, Rockland Utilities, and Butler Municipal Electric Co.

These rates do not apply to work on substations or switching stations.

For Utility work contracted for by a utility company other than those listed above or those listed under "Electrician-Utility Work (South), see the "Outside Commercial Rates" for the county in which the jobsite is located.

* FOR OUTSIDE COMMERCIAL RATES PLEASE SEE COUNTY RATES

The regular workday is 8 hours, between 6:00 AM and 6:00 PM.

SHIFT DIFFERENTIALS:

Shift work must run for a minimum of 5 consecutive workdays.

2nd shift (between the hours of 4:30 PM and 1:00 AM): 8 hours of work + 17.3% of the regular rate, inclusive of benefits.

3rd shift (between the hours of 12:30 AM and 9:00 AM): 8 hours of work + 31.4% of the regular rate per hour, inclusive of benefits.

OVERTIME:

Hours in excess of 8 per day, or before or after the regular workday Monday through Friday, that is not shift work, and all hours on Saturday shall be paid at time and one-half the regular rate, inclusive of benefits. All hours on Sundays and holidays shall be paid at double the hourly rate, inclusive of benefits.

Four 10-hour days may worked, at straight time, between 7:00 AM and 6:30 PM, Monday through Thursday.

RECOGNIZED HOLIDAYS:

New Year's Day, Presidents' Day, Memorial Day, July 4th, Labor Day, Presidential Election Day, Veterans' Day, Thanksgiving Day and Christmas Day, or day on which they are legally observed.

Effective Date:

12/21/2011

Rate	Fringe	Total	Total	Total
45.76	30.65	76.41	0.00	0.00

Chief Lineman

Effective Date:

12/21/2011

Rate	Fringe	Total	Total	Total
43.17	28.92	72.09	0.00	0.00

Journeyman Lineman

Effective Date:

12/21/2011

Rate	Fringe	Total	Total	Total
43.17	28.92	72.09	0.00	0.00

Special License Operator

TERRITORY
ENTIRE STATE

NEW JERSEY DEPARTMENT OF LABOR AND WORKFORCE DEVELOPMENT
PREVAILING WAGE RATE DETERMINATION

ELECTRICIAN- UTILITY WORK (NORTH) Rates Expiration Date : 12/01/2013

Effective Date:	12/21/2011				
	Rate	Fringe	Total	Total	Total
	33.24	22.27	55.51	0.00	0.00

Groundman Truck Operator

Effective Date:	12/21/2011				
	Rate	Fringe	Total	Total	Total
	32.81	21.98	54.79	0.00	0.00

Straight Light Mechanic

Effective Date:	12/21/2011				
	Rate	Fringe	Total	Total	Total
	32.81	21.98	54.79	0.00	0.00

Line Equipment Mechanic

Effective Date:	12/21/2011				
	Rate	Fringe	Total	Total	Total
	28.06	18.80	46.86	0.00	0.00

Groundman 2nd Year

Effective Date:	12/21/2011				
	Rate	Fringe	Total	Total	Total
	25.90	17.35	43.25	0.00	0.00

Groundman 1st Year

Effective Date:	12/21/2011				
	Rate	Fringe	Total	Total	Total
	42.74	28.63	71.37	0.00	0.00

Line Equipment Foreman

TERRITORY
ENTIRE STATE

NEW JERSEY DEPARTMENT OF LABOR AND WORKFORCE DEVELOPMENT
PREVAILING WAGE RATE DETERMINATION

ELECTRICIAN- UTILITY WORK (SOUTH) **Rates Expiration Date : 11/30/2013**

Electrician-Utility Work (South)

(For apprentice rates refer to Electrician-Utility Work (South) in any county rate package).

These rates apply to work contracted for by the following utility company:

Atlantic City Electric.

These rates do not apply to work on substations or switching stations.

For utility work contracted for by a utility company other than the one listed above or those listed under "Electrician-Utility Work (North)", see the "Outside Commercial Rates" for the county in which the jobsite is located.

* FOR OUTSIDE COMMERCIAL RATES PLEASE SEE COUNTY RATES

The regular workday is 8 hours, between 7:00 AM and 4:30 PM.

FOR EMERGENCY WORK ONLY: (emergency work is defined as work caused by storm, catastrophe, act of god, and circumstances beyond the control of the employer)- all hours of work shall be paid at double the hourly rate.

SHIFT DIFFERENTIALS:

Shift work must run for a minimum of 5 consecutive workdays.

When two (2) or three (3) shifts are worked the following shall apply:

1st shift (between the hours of 8:00 AM and 4:30 PM)

2nd shift (between the hours of 4:30 PM and 12:30 AM): 8 hours of work + 10% of the regular rate of pay for 7.5 hours worked.

3rd shift (between the hours of 12:30 AM and 8:00 AM): 8 hours of work + 15% of the regular rate of pay for 7 hours worked.

OVERTIME:

Hours in excess of 8 per day, or before or after the regular workday Monday through Friday, that is not shift work, and all hours on Saturday shall be paid at time and one-half the regular rate. All hours on Sundays and Holidays shall be paid double the hourly rate.

Four 10-hour days may be worked, at straight time, between 6:00 AM and 6:00 PM, Monday through Thursday with Friday used as a make-up day.

RECOGNIZED HOLIDAYS:

New Year's Day, Memorial Day, July 4th, Labor Day, Veterans' Day, Thanksgiving Day and Christmas Day or on days celebrated.

WORKING RULES:

There shall be a Foreman in charge of each work crew. No crews are to exceed twelve (12) men, including Foremen.

There shall be a General Foreman designated for transmission work when three (3) or more crews are on the same job and for distribution work where there are more than twenty (20) employees on site.

A small job crew shall consist of five (5) or less employees, one (1) of the Journeyman Linemen in the crew shall be designated as a Small Job Foreman.

Work performed from ladders and/or mechanical lift equipment shall be the work of Linemen and/or Apprentices.

On new construction, fitting and framing poles, towers or structures may be done by Journeymen and/or Apprentices.

Groundmen may assist, but may not perform any work which would be performed by Linemen if assembled in the air.

There shall be a Journeyman Lineman in each pole setting, erection, grounding, wire and cable-pulling crew of more than three (3) men.

TERRITORY
ENTIRE STATE

NEW JERSEY DEPARTMENT OF LABOR AND WORKFORCE DEVELOPMENT
PREVAILING WAGE RATE DETERMINATION

ELECTRICIAN- UTILITY WORK (SOUTH) **Rates Expiration Date : 11/30/2013**

Effective Date:	12/17/2012				
	Rate	Fringe	Total	Total	Total
	52.63	38.21	90.84	0.00	0.00

General Foreman

Effective Date:	12/17/2012				
	Rate	Fringe	Total	Total	Total
	46.88	34.97	81.85	0.00	0.00

Foreman

Effective Date:	12/17/2012				
	Rate	Fringe	Total	Total	Total
	44.41	33.58	77.99	0.00	0.00

Small Job Foreman

Effective Date:	12/17/2012				
	Rate	Fringe	Total	Total	Total
	41.12	31.74	72.86	0.00	0.00

Heavy Equipment Operator

Effective Date:	12/17/2012				
	Rate	Fringe	Total	Total	Total
	41.12	31.74	72.86	0.00	0.00

Cable Splicer

Effective Date:	12/17/2012				
	Rate	Fringe	Total	Total	Total
	41.12	31.74	72.86	0.00	0.00

Journeyman Lineman

Effective Date:	12/17/2012				
	Rate	Fringe	Total	Total	Total
	41.12	31.74	72.86	0.00	0.00

Journeyman Welder

Effective Date:	12/17/2012				
	Rate	Fringe	Total	Total	Total
	41.12	31.74	72.86	0.00	0.00

Journeyman Painter

TERRITORY
ENTIRE STATE

NEW JERSEY DEPARTMENT OF LABOR AND WORKFORCE DEVELOPMENT
PREVAILING WAGE RATE DETERMINATION

ELECTRICIAN- UTILITY WORK (SOUTH) Rates Expiration Date : 11/30/2013

Effective Date: 12/17/2012

Rate	Fringe	Total	Total	Total
32.90	27.12	60.02	0.00	0.00

Light Equipment Operator

Effective Date: 12/17/2012

Rate	Fringe	Total	Total	Total
28.78	24.81	53.59	0.00	0.00

Groundman Truck Driver

Effective Date: 12/17/2012

Rate	Fringe	Total	Total	Total
26.73	23.65	50.38	0.00	0.00

Groundman 3rd Year

Effective Date: 12/17/2012

Rate	Fringe	Total	Total	Total
24.67	22.50	47.17	0.00	0.00

Groundman 2nd Year

Effective Date: 12/17/2012

Rate	Fringe	Total	Total	Total
22.62	21.35	43.97	0.00	0.00

Groundman 1st Year

Effective Date: 12/17/2012

Rate	Fringe	Total	Total	Total
18.09	18.80	36.89	0.00	0.00

Flagman

TERRITORY
ENTIRE STATE

NEW JERSEY DEPARTMENT OF LABOR AND WORKFORCE DEVELOPMENT
PREVAILING WAGE RATE DETERMINATION

HEAVY & GENERAL LABORERS- NEW TRANS HUDSON TUNNELS Rates Expiration Date : 08/31/2013

****THESE RATES APPLY TO CONSTRUCTION ON NEW TRANS HUDSON TUNNELS ONLY****

{For apprentice rates refer to "Laborer - Heavy & General" apprentice rates in any county rate package}

The regular workday consists of 8 hours, starting at 7:00 AM or 8:00 AM.

SHIFT DIFFERENTIALS:

- Shifts must start at 3:00 PM, 4:00 PM, 12:00 AM, or 1:00 AM, to be considered shift work, except when the project owner mandates special hours of work in the job specifications, in which case those hours may be considered shift work.
- When such hours are mandated by the project owner, a shift that begins before midnight on Friday and ends on Saturday morning, or that begins at or after 8:00 PM on Sunday and ends on Monday morning may be paid at the shift differential rate.
- Shifts shall receive an additional \$2.50 per hour.

OVERTIME:

- Hours in excess of 8 per day, Monday through Friday, or outside of the regular workday that are not shift work, and all hours on Saturdays, shall be paid at time and one-half the hourly rate. All hours on Sundays and holidays shall be paid at double the hourly rate.
- Four 10-hour days may be worked, Monday through Thursday, at straight time, with Friday used as a make-up day for a day lost to inclement weather. If Friday is not a make-up day, all hours on Friday shall be paid at time and one-half the hourly rate.

RECOGNIZED HOLIDAYS: New Year's Day, Presidents' Day, Memorial Day, July 4th, Labor Day, Presidential Election Day, Veterans' Day, Thanksgiving Day, Christmas Day. Sunday holidays observed the following Monday.

Hazardous Waste Work:

- where Level A, B, or C protection is required: + \$3.00/hr
- other Hazardous Waste site: + \$1.00/hr

Effective Date:	03/01/2013			09/01/2013	03/01/2014
	Rate	Fringe	Total	Total	Total
	54.75	23.78	78.53	79.28	82.28

Walking Boss & Superintendent

Effective Date:	03/01/2013			09/01/2013	03/01/2014
	Rate	Fringe	Total	Total	Total
	54.30	23.78	78.08	78.83	81.83

Heading Foreman, Shaft Foreman, Rod Foreman, Electrical Foreman, Rigging Foreman

Effective Date:	03/01/2013			09/01/2013	03/01/2014
	Rate	Fringe	Total	Total	Total
	53.55	23.78	77.33	78.08	81.08

Iron Foreman, Caulking Foreman, Form Foreman, Cement Finishing Foreman, Concrete Foreman, Track Foreman, Clean-up Foreman, Grout Foreman

TERRITORY
ENTIRE STATE

NEW JERSEY DEPARTMENT OF LABOR AND WORKFORCE DEVELOPMENT
PREVAILING WAGE RATE DETERMINATION

HEAVY & GENERAL LABORERS- NEW TRANS HUDSON TUNNELS Rates Expiration Date : 08/31/2013

Effective Date:	03/01/2013			09/01/2013	03/01/2014
	Rate	Fringe	Total	Total	Total
	57.30	23.78	81.08	81.83	84.83

Blaster

Effective Date:	03/01/2013			09/01/2013	03/01/2014
	Rate	Fringe	Total	Total	Total
	52.73	23.78	76.51	77.26	80.26

Top Labor Foreman

Effective Date:	03/01/2013			09/01/2013	03/01/2014
	Rate	Fringe	Total	Total	Total
	52.20	23.78	75.98	76.73	79.73

Skilled Men (including Caulker, Powder Carrier, all other skilled men)

Skilled Men (including Miner, Drill Runner, Iron Man, Conveyor Man, Maintenance Man, Safety Miner, Rigger, Block Layer, Cement Finisher, Rod Man)

Effective Date:	03/01/2013			09/01/2013	03/01/2014
	Rate	Fringe	Total	Total	Total
	51.98	23.78	75.76	76.51	79.51

Semi-Skilled Men (including Bell or Signal Man top or bottom, Form Worker & Mover, Concrete Worker, Shaft Man, Tunnel Laborer, Caulker's Helper, all other semi-skilled)

Semi-Skilled Men (including Miner's Helper, Chuck Tender, Track Man, Nipper, Brake Man, Derail Man, Cable Man, Hose Man, Gravel Man, Form Man)

Effective Date:	03/01/2013			09/01/2013	03/01/2014
	Rate	Fringe	Total	Total	Total
	51.23	23.78	75.01	75.76	78.76

All others (including Powder Watchman, Change House Attendant, Top Laborer, Job Steward)

NEW JERSEY DEPARTMENT OF TRANSPORTATION CODE OF ETHICS FOR VENDORS

Introduction

The New Jersey Department of Transportation considers the maintenance of public trust and confidence essential to its proper functioning, and accordingly has adopted this vendors' Code of Ethics. Vendors who do business with the NJDOT must avoid all situations where proprietary or financial interests, or the opportunity for financial gain could lead to favored treatment for any organization or individual. Vendors must also avoid circumstances and conduct which may not constitute actual wrongdoing, or a conflict of interest, but might nevertheless appear questionable to the general public, thus compromising the integrity of the Department.

This code, originally adopted on December 16, 1987, is based upon the principles established in Executive Order 189 and laws governing the Executive Commission on Ethical Standards, N.J.S.A. 52:13D-12 et seq., which, while not strictly applicable to contractors, provide general guidance in this area. Also, this code has been established pursuant to the authority embodied in N.J. S.A. 27:1A et seq., and for good cause.

This Code of Ethics shall be made part of each Request for Proposal (REP) promulgated by the Department and be attached to every contract and agreement to which the NJDOT is a party. It shall be distributed to all parties who presently do business with the Department and, to the extent feasible, to all those parties anticipating doing business with the Department.

NJDOT Code of Ethics for Vendors

1. No vendor* shall employ any NJDOT officer or employee in the business of the vendor or professional activity in which the vendor is involved with the Department officer or employee.
2. No vendor shall offer or provide any interest, financial or otherwise, direct or indirect, in the business of the vendor or professional activity in which the vendor is involved with the Department officer or employee.
3. No vendor shall cause or influence, or attempt to cause or influence any NJDOT officer or employee in his or her official capacity in any manner which might tend to impair the objectivity or independence of judgment of that NJDOT officer or employee.
4. No vendor shall cause or influence, or attempt to cause or influence any NJDOT officer or employee to use or attempt to use his or her official position to secure any unwarranted privileges or advantages for that vendor or for any other person.

(Continued on Page 2)

5. No vendor shall offer any NJDOT officer or employee any gift, favor, service or other thing of value under circumstances from which it might be reasonably inferred that such gift, service or other thing of value was given or offered for the purpose of influencing the recipient in the discharge of his or her official duties. In addition, officers or employees of the NJDOT will not be permitted to accept breakfasts, lunches, dinners, alcoholic beverages, tickets to entertainment and/or sporting events or any other item, which could be construed as having more than nominal value.

Note: This section would permit an NJDOT officer or employee to accept food or refreshments of relatively low, nominal value provided during the course of a meeting, conference or other occasion where the employee is properly in attendance (for example - coffee, Danish, tea or soda served during a conference break).

Acceptance of unsolicited advertising or promotional material of nominal value (such as inexpensive pens, pencils or calendars) would also be permitted.

Any questions as to what is or is not acceptable or what constitutes proper conduct for a Department officer or employee should be referred to the Department's Ethics Liaison Office or his or her designee.

6. This code is intended to augment, not to replace, existing administrative orders and the current Department Code of Ethics.

7. Vendor is defined as any general contractor, subcontractor, consultant, person, firm, corporation or organization engaging in or seeking to do business with the NJDOT.

Chris Christie
Governor



James S. Simpson
Commissioner

Kim Guadagno
Lt. Governor

March 2010

NEW JERSEY DEPARTMENT OF TRANSPORTATION
PROPOSAL FOR CONSTRUCTION OF

PAGE 1

DP NUM 13120
BIDDER 03955

GENERATED 05-07-13
REVISED 05-24-13

Route 35 Restoration Toms River Township to Mantoloking
From MP 4.00 to MP 9.07 Contract No. 004950321 Paving,
Drainage & Structures Townships of Toms River & Brick
Boroughs of Lavalette & Mantoloking Ocean County

FOR WHICH BIDS WERE ADVERTISED TO BE RECEIVED ON 05-30-13

AT 10:00 A.M.

TO THE COMMISSIONER OF TRANSPORTATION OF THE STATE OF NEW JERSEY:

STATE OF NEW JERSEY

COUNTY OF MONMOUTH

DANIEL HEALEY

(NAME)

I AM VICE PRESIDENT OF ENGINEERING OF THE
(TITLE)

FIRM OF GEORGE HARMS CONSTRUCTION CO., INC.,

THE BIDDER SUBMITTING THIS PROPOSAL.

THE BIDDER HEREBY AGREES TO CONSTRUCT AND COMPLETE THIS PROJECT IN EVERY
DETAIL AND AT THE PRICES PER UNIT OF MEASURE DELINEATED IN THE ATTACHED
EBS FILE IN THE FOLDER DESIGNATED "SCHEDULE OF ITEMS":

GENERATED 05-07-13
 REVISED 05-24-13

LINE	ITEM DESCRIPTION	QUANTITY	UNIT	UNIT PRICE	AMOUNT
				DOLLARS CT	DOLLARS CT

SECTION 0001
 ROADWAY

0001	PERFORMANCE BOND AND PAYMENT BOND 151006M	1.00	DOLL	410,000.00	410,000.00
0004	PROGRESS SCHEDULE 153003P	LUMP SUM		22,000.00	22,000.00
0005	PROGRESS SCHEDULE UPDATE 153006P	15.00	U	800.00	12,000.00
0006	TRAINEES 153012P	7,740.00	HOUR	1.00	7,740.00
0007	MOBILIZATION 154003P	LUMP SUM		10,050,000.00	10,050,000.00
0010	CONSTRUCTION LAYOUT 157004M	1.00	DOLL	1,455,000.00	1,455,000.00
0011	CAUTION FENCE 158003M	1,200.00	LF	7.20	8,640.00
0023	BREAKAWAY BARRICADE 159003M	300.00	U	250.00	75,000.00
0024	DRUM 159006M	300.00	U	200.00	60,000.00
0025	CONSTRUCTION SIGNS 159012M	2,700.00	SF	30.00	81,000.00
0026	CONSTRUCTION IDENTIFICATION SIGN, 6' X 12' 159018M	2.00	U	2,000.00	4,000.00
0027	FLASHING ARROW BOARD, 4' X 8' 159027M	14.00	U	3,800.00	53,200.00
0028	PORTABLE VARIABLE MESSAGE SIGN 159030M	6.00	U	17,500.00	105,000.00

GENERATED 05-07-13
 REVISED 05-24-13

LINE	ITEM DESCRIPTION	QUANTITY	UNIT	UNIT PRICE	AMOUNT
				DOLLARS CT	DOLLARS CT
0029	TRAFFIC CONTROL TRUCK WITH MOUNTED CRASH CUSHION 159108M	10.00	U	25,000.00	250,000.00
0030	TEMPORARY TRAFFIC STRIPES, 4" 159126M	100,000.00	LF	0.35	35,000.00
0031	TRAFFIC DIRECTOR, FLAGGER 159141M	5,000.00	HOUR	85.00	425,000.00
0032	FUEL PRICE ADJUSTMENT 160004M	1.00	DOLL	352,000.00	352,000.00
0033	ASPHALT PRICE ADJUSTMENT 160007M	1.00	DOLL	735,800.00	735,800.00
0034	FINAL CLEANUP 161003P		LUMP SUM	25,000.00	25,000.00
0035	VIBRATION MONITORING 162005P		LUMP SUM	55,000.00	55,000.00
0036	CLEARING SITE 201003P		LUMP SUM	205,000.00	205,000.00
0037	SEALING OF ABANDONED WELL 201030M	5.00	U	800.00	4,000.00
0038	EXCAVATION, TEST PIT 202006M	1,000.00	CY	275.00	275,000.00
0039	EXCAVATION, UNCLASSIFIED 202009P	180,934.00	CY	33.75	6,106,522.50
0040	EXCAVATION, REGULATED MATERIAL 202015P	1,300.00	CY	34.00	44,200.00
0041	REMOVAL OF PAVEMENT 202021P	58,156.00	SY	6.50	378,014.00
0042	DISPOSAL OF REGULATED MATERIAL 202024M	2,100.00	T	41.00	86,100.00

GENERATED 05-07-13
 REVISED 05-24-13

LINE	ITEM DESCRIPTION	QUANTITY	UNIT	UNIT PRICE	AMOUNT
				DOLLARS CT	DOLLARS CT
0043	SOIL SAMPLING AND ANALYSES, REGULATED 202030M	20.00	U	1,350.00	27,000.00
0044	GEOTEXTILE, ROADWAY STABILIZATION 203041P	67,832.00	SY	3.00	203,496.00
0045	DENSE-GRADED AGGREGATE BASE COURSE, 6" THICK 302036P	215,982.00	SY	9.00	1,943,838.00
0046	DENSE-GRADED AGGREGATE BASE COURSE, 12" THICK 302048P	137,244.00	SY	14.50	1,990,038.00
0047	COARSE AGGREGATE, SIZE NO. 57 302060P	10,902.00	CY	36.37	396,505.74
0048	POLYMERIZED JOINT ADHESIVE 401027M	160,822.00	LF	1.40	225,150.80
0049	TACK COAT 401030M	51,803.00	GAL	7.50	388,522.50
0050	PRIME COAT 401036M	116,884.00	GAL	0.01	1,168.84
0051	HOT MIX ASPHALT 9.5 M 64 SURFACE COURSE 401042M	26,277.00	T	83.50	2,194,129.50
0052	HOT MIX ASPHALT 9.5 M 76 SURFACE COURSE 401048M	17,657.00	T	92.00	1,624,444.00
0053	HOT MIX ASPHALT 12.5 M 64 INTERMEDIATE COURSE 401072M	49,243.00	T	80.00	3,939,440.00
0054	HOT MIX ASPHALT 25 M 64 BASE COURSE 401099M	171,444.00	T	73.00	12,515,412.00
0055	CORE SAMPLES, HOT MIX ASPHALT 401108M	890.00	U	70.00	62,300.00
0056	24" REINFORCED CONCRETE PIPE 601128P	11,836.00	LF	87.00	1,029,732.00

LINE	ITEM DESCRIPTION	QUANTITY	UNIT	UNIT PRICE	AMOUNT
				DOLLARS CT	DOLLARS CT
0057	30" REINFORCED CONCRETE PIPE 601132P	4,765.00	LF	106.00	505,090.00
0058	36" REINFORCED CONCRETE PIPE 601134P	2,525.00	LF	122.00	308,050.00
0059	42" REINFORCED CONCRETE PIPE 601136P	3,753.00	LF	146.00	547,938.00
0060	48" REINFORCED CONCRETE PIPE 601138P	639.00	LF	173.00	110,547.00
0061	54" REINFORCED CONCRETE PIPE 601140P	510.00	LF	225.00	114,750.00
0062	15" REINFORCED CONCRETE PIPE, CLASS V 601194P	32,136.00	LF	78.50	2,522,676.00
0063	18" REINFORCED CONCRETE PIPE, CLASS V 601196P	14,756.00	LF	81.00	1,195,236.00
0064	19" X 30" REINFORCED CONCRETE ELLIPTICAL PIPE, CLSS HE - III 601598P	2,769.00	LF	113.00	312,897.00
0065	22" X 34" REINFORCED CONCRETE ELLIPTICAL PIPE, CLSS HE - III 601600P	598.00	LF	114.00	68,172.00
0066	24" X 38" REINFORCED CONCRETE ELLIPTICAL PIPE, CLSS HE - III 601602P	2,397.00	LF	121.00	290,037.00
0067	27" X 42" REINFORCED CONCRETE ELLIPTICAL PIPE, CLSS HE - III 601604P	1,325.00	LF	154.00	204,050.00
0068	29" X 45" REINFORCED CONCRETE ELLIPTICAL PIPE, CLSS HE - III 601606P	4,176.00	LF	160.00	668,160.00
0069	32" X 49" REINFORCED CONCRETE ELLIPTICAL PIPE, CLSS HE - III 601608P	369.00	LF	182.00	67,158.00

LINE	ITEM DESCRIPTION	QUANTITY	UNIT	UNIT PRICE	AMOUNT
				DOLLARS CT	DOLLARS CT
0070	34" X 53" REINFORCED CONCRETE ELLIPTICAL PIPE, CLSS HE - III 601610P	4,308.00	LF	182.00	784,056.00
0071	38" X 60" REINFORCED CONCRETE ELLIPTICAL PIPE, CLSS HE - III 601612P	1,268.00	LF	294.00	372,792.00
0072	43" X 68" REINFORCED CONCRETE ELLIPTICAL PIPE, CLSS HE - III 601614P	119.00	LF	316.00	37,604.00
0073	VIDEO INSPECTION OF PIPE 601664M	1,290.00	LF	3.00	3,870.00
0076	CONCRETE ENCASEMENT 601712P	100.00	CY	300.00	30,000.00
0077	INLET, TYPE A 602009M	12.00	U	3,300.00	39,600.00
0078	INLET, TYPE B 602012M	462.00	U	3,500.00	1,617,000.00
0079	INLET, TYPE DOUBLE B 602013M	4.00	U	5,000.00	20,000.00
0080	INLET, TYPE E 602018M	139.00	U	3,600.00	500,400.00
0081	INLET, TYPE DOUBLE E 602019M	1.00	U	6,100.00	6,100.00
0082	INLET, TYPE B-1 602024M	248.00	U	4,250.00	1,054,000.00
0083	INLET, TYPE B-2 602027M	26.00	U	4,600.00	119,600.00
0084	INLET, TYPE DOUBLE B-2 602028M	2.00	U	9,250.00	18,500.00
0085	INLET, TYPE E-2 602039M	10.00	U	4,900.00	49,000.00

LINE	ITEM DESCRIPTION	QUANTITY	UNIT	UNIT PRICE	AMOUNT
				DOLLARS CT	DOLLARS CT
0086	MANHOLE, 4' DIAMETER 602054M	22.00	U	3,600.00	79,200.00
0087	MANHOLE 4'X8' 602056M	9.00	U	10,700.00	96,300.00
0088	MANHOLE 4'X10' 602056M	3.00	U	14,400.00	43,200.00
0089	MANHOLE 4'X11' 602056M	14.00	U	13,100.00	183,400.00
0090	MANHOLE 4'X14' 602056M	11.00	U	15,800.00	173,800.00
0091	MANHOLE 6' X 6' 602056M	29.00	U	7,900.00	229,100.00
0092	MANHOLE 6' X 8' 602056M	13.00	U	11,400.00	148,200.00
0093	MANHOLE 6' X 10' 602056M	10.00	U	17,200.00	172,000.00
0094	MANHOLE 7' X 7' 602056M	2.00	U	13,900.00	27,800.00
0095	MANHOLE, 5' DIAMETER 602057M	29.00	U	5,900.00	171,100.00
0096	MANHOLE, 6' DIAMETER 602060M	39.00	U	7,200.00	280,800.00
0097	SET INLET TYPE E, CASTING 602108M	1.00	U	1,200.00	1,200.00
0098	RECONSTRUCTED MANHOLE, USING EXISTING CASTING 602180M	1.00	U	4,700.00	4,700.00
0100	MANUFACTURED TREATMENT DEVICE TYPE 1 602229M	1.00	U	88,600.00	88,600.00

LINE	ITEM DESCRIPTION	QUANTITY	UNIT	UNIT PRICE	AMOUNT
				DOLLARS CT	DOLLARS CT
0101	MANUFACTURED TREATMENT DEVICE TYPE 2 602229M	2.00	U	84,300.00	168,600.00
0102	MANUFACTURED TREATMENT DEVICE TYPE 3 602229M	2.00	U	100,600.00	201,200.00
0103	MANUFACTURED TREATMENT DEVICE TYPE 4 602229M	1.00	U	98,800.00	98,800.00
0104	MANUFACTURED TREATMENT DEVICE TYPE 5 602229M	2.00	U	103,300.00	206,600.00
0105	MANUFACTURED TREATMENT DEVICE TYPE 6 602229M	4.00	U	111,300.00	445,200.00
0106	MANUFACTURED TREATMENT DEVICE TYPE 7 602229M	1.00	U	116,800.00	116,800.00
0107	MANUFACTURED TREATMENT DEVICE TYPE 8 602229M	16.00	U	162,300.00	2,596,800.00
0108	MANUFACTURED TREATMENT DEVICE TYPE 9 602229M	6.00	U	155,300.00	931,800.00
0109	MANUFACTURED TREATMENT DEVICE TYPE 10 602229M	4.00	U	156,300.00	625,200.00
0110	MANUFACTURED TREATMENT DEVICE TYPE 11 602229M	3.00	U	183,300.00	549,900.00
0111	INLET, NON-STANDARD 602290M	3.00	U	12,000.00	36,000.00
0112	18" TIDE CONTROL CHECK VALVE, INLINE 602291M	1.00	U	5,800.00	5,800.00
0113	24" TIDE CONTROL CHECK VALVE, INLINE 602292M	5.00	U	6,900.00	34,500.00
0114	30" TIDE CONTROL CHECK VALVE, INLINE 602293M	3.00	U	11,200.00	33,600.00
0115	36" TIDE CONTROL CHECK VALVE, INLINE 602294M	5.00	U	13,000.00	65,000.00

GENERATED 05-07-13
 REVISED 05-24-13

LINE	ITEM DESCRIPTION	QUANTITY	UNIT	UNIT PRICE	AMOUNT
				DOLLARS CT	DOLLARS CT
0116	42" TIDE CONTROL CHECK VALVE, INLINE 602295M	2.00	U	19,200.00	38,400.00
0117	54" TIDE CONTROL CHECK VALVE, INLINE 602296M	1.00	U	36,300.00	36,300.00
0118	18" TIDE CONTROL CHECK VALVE, SLIPON 602297M	1.00	U	8,800.00	8,800.00
0119	30" TIDE CONTROL CHECK VALVE, SLIPON 602298M	5.00	U	13,700.00	68,500.00
0120	36" TIDE CONTROL CHECK VALVE, SLIPON 602299M	2.00	U	20,700.00	41,400.00
0121	42" TIDE CONTROL CHECK VALVE, SLIPON 602300M	2.00	U	30,000.00	60,000.00
0122	48" TIDE CONTROL CHECK VALVE, SLIPON 602301M	1.00	U	34,000.00	34,000.00
0123	54" TIDE CONTROL CHECK VALVE, SLIPON 602302M	1.00	U	51,000.00	51,000.00
0124	RIPRAP STONE SLOPE PROTECTION, 24" THICK (D50=12") 603024P	100.00	SY	130.00	13,000.00
0125	CONCRETE SIDEWALK, 4" THICK 606012P	23,834.00	SY	43.00	1,024,862.00
0126	RESET PRECAST CONCRETE PAVERS 606028P	70.00	SY	142.00	9,940.00
0127	HOT MIX ASPHALT DRIVEWAY, VARIABLE THICKNESS 606042P	3,338.00	SY	36.00	120,168.00
0128	STONE OR GRAVEL DRIVEWAY, 4" THICK 606043P	1,555.00	SY	12.00	18,660.00
0129	CONCRETE DRIVEWAY, 6" THICK 606051P	5,306.00	SY	53.00	281,218.00

GENERATED 05-07-13
 REVISED 05-24-13

LINE	ITEM DESCRIPTION	QUANTITY	UNIT	UNIT PRICE	AMOUNT
				DOLLARS	CT
				DOLLARS	CT
0130	CONCRETE ISLAND, 4" THICK 606075P	5.00	SY	55.00	275.00
0131	DETECTABLE WARNING SURFACE 606084P	678.00	SY	190.00	128,820.00
0132	IMPRINTED CROSSWALK 606092P	2,350.00	SY	210.00	493,500.00
0133	CONCRETE CURB (TYPE 1) 607017P	1,300.00	LF	23.00	29,900.00
0134	9" X 16" CONCRETE VERTICAL CURB 607018P	96,177.00	LF	19.00	1,827,363.00
0135	NONVEGETATIVE SURFACE, HOT MIX ASPHALT 608003P	639.00	SY	29.00	18,531.00
0136	NONVEGETATIVE SURFACE, POROUS RESIN BOUND AGGREGATE, 2" THICK 608017P	2,748.00	SY	46.00	126,408.00
0137	BEAM GUIDE RAIL 609003M	180.00	LF	28.50	5,130.00
0138	RUB RAIL 609021M	180.00	LF	6.50	1,170.00
0139	FLARED GUIDE RAIL TERMINAL 609024M	1.00	U	2,200.00	2,200.00
0140	TANGENT GUIDE RAIL TERMINAL 609027M	3.00	U	2,300.00	6,900.00
0141	BEAM GUIDE RAIL ANCHORAGE 609039M	4.00	U	1,100.00	4,400.00
0142	BEAM GUIDE RAIL POST 609042M	64.00	U	58.00	3,712.00
0143	BEAM GUIDE RAIL ELEMENT 609054M	397.00	LF	8.00	3,176.00

LINE	ITEM DESCRIPTION	QUANTITY	UNIT	UNIT PRICE	AMOUNT
				DOLLARS CT	DOLLARS CT
0144	BEAM GUIDE RAIL BLOCKOUT 609060M	64.00	U	13.00	832.00
0145	RESET BEAM GUIDE RAIL WITH EXISTING POSTS 609063M	794.00	LF	6.50	5,161.00
0146	TRAFFIC STRIPES, LONG LIFE, EPOXY RESIN 4" 610003M	266,340.00	LF	0.25	66,585.00
0147	TRAFFIC MARKINGS, THERMOPLASTIC 610009M	4,750.00	SF	6.00	28,500.00
0148	TRAFFIC MARKINGS, LINES, LONG LIFE, THERMOPLASTIC 610011M	82,115.00	LF	0.60	49,269.00
0149	RPM, MONO-DIRECTIONAL, WHITE LENS 610012M	650.00	U	25.00	16,250.00
0150	RPM, MONO-DIRECTIONAL, AMBER LENS 610018M	650.00	U	25.00	16,250.00
0151	REMOVAL OF TRAFFIC STRIPES 610036M	50,000.00	LF	0.48	24,000.00
0152	REMOVAL OF TRAFFIC MARKINGS 610039M	5,000.00	SF	1.60	8,000.00
0153	REGULATORY AND WARNING SIGN 612003P	3,600.00	SF	27.00	97,200.00
0154	OVERHEAD STREET NAME SIGNS 612030P	114.00	SF	68.00	7,752.00
0156	6" DUCTILE IRON WATER PIPE, CLASS 52 651054P	18,103.00	LF	175.00	3,168,025.00
0157	8" DUCTILE IRON WATER PIPE, CLASS 52 651057P	12,686.00	LF	135.00	1,712,610.00
0158	10" DUCTILE IRON WATER PIPE, CLASS 52 651060P	572.00	LF	188.00	107,536.00

GENERATED 05-07-13
 REVISED 05-24-13

LINE	ITEM DESCRIPTION	QUANTITY	UNIT	UNIT PRICE		AMOUNT	
				DOLLARS	CT	DOLLARS	CT
0159	12" DUCTILE IRON WATER PIPE, CLASS 52 651063P	37,697.00	LF	137.50		5,183,337.50	
0160	16" DUCTILE IRON WATER PIPE, CLASS 52 651069P	6,950.00	LF	73.00		507,350.00	
0161	WATER SERVICE CONNECTION 651243M	390.00	U	2,000.00		780,000.00	
0162	RELOCATE FIRE HYDRANT 651249M	31.00	U	4,100.00		127,100.00	
0163	RESET FIRE HYDRANT 651252M	33.00	U	1,300.00		42,900.00	
0164	WATER AS-BUILT PLAN 651258M	LUMP SUM		10,000.00		10,000.00	
0165	6" VALVES AND BOXES 651268M	313.00	U	1,630.00		510,190.00	
0166	8" VALVES AND BOXES 651269M	96.00	U	2,200.00		211,200.00	
0167	10" VALVES AND BOXES 651271M	1.00	U	3,200.00		3,200.00	
0168	12" VALVES AND BOXES 651272M	76.00	U	2,850.00		216,600.00	
0169	16" VALVES AND BOXES 651274M	11.00	U	900.00		9,900.00	
0170	12" STEEL CASING 651427P	123.00	LF	200.00		24,600.00	
0171	12" DUCTILE IRON SEWER PIPE 652003P	126.00	LF	117.00		14,742.00	
0172	10" DUCTILE IRON SEWER PIPE 652005P	208.00	LF	102.00		21,216.00	
0173	15" DUCTILE IRON SEWER PIPE 652006P	1,373.00	LF	143.00		196,339.00	

LINE	ITEM DESCRIPTION	QUANTITY	UNIT	UNIT PRICE	AMOUNT
				DOLLARS CT	DOLLARS CT
0174	NO ITEM 999999P	1.00	U	0.00	0.00
0175	18" DUCTILE IRON SEWER PIPE 652009P	556.00	LF	189.00	105,084.00
0176	27" DUCTILE IRON SEWER PIPE 652018P	800.00	LF	242.00	193,600.00
0177	30" DUCTILE IRON SEWER PIPE 652021P	20.00	LF	2,675.00	53,500.00
0178	36" DUCTILE IRON SEWER PIPE 652027P	176.00	LF	278.00	48,928.00
0179	36" REINFORCED CONCRETE SEWER PIPE, CLASS IV 652144P	28.00	LF	1,048.00	29,344.00
0180	4" POLYVINYL CHLORIDE SEWER PIPE 652232P	5,200.00	LF	65.00	338,000.00
0181	6" POLYVINYL CHLORIDE SEWER PIPE 652233P	41.00	LF	231.00	9,471.00
0182	10" POLYVINYL CHLORIDE SEWER PIPE 652235P	70.00	LF	392.00	27,440.00
0183	8" POLYVINYL CHLORIDE SEWER PIPE 652236P	16,365.00	LF	131.00	2,143,815.00
0184	15" POLYVINYL CHLORIDE SEWER PIPE 652237P	2,660.00	LF	125.00	332,500.00
0185	16" POLYVINYL CHLORIDE SEWER PIPE 652238P	710.00	LF	180.00	127,800.00
0186	14" POLYVINYL CHLORIDE SEWER PIPE 652239P	188.00	LF	380.00	71,440.00
0187	20" POLYVINYL CHLORIDE SEWER PIPE 652242P	190.00	LF	663.00	125,970.00

LINE	ITEM DESCRIPTION	QUANTITY	UNIT	UNIT PRICE		AMOUNT	
				DOLLARS	CT	DOLLARS	CT
0188	12" POLYVINYL CHLORIDE SEWER PIPE, GRAVITY 652244P	1,546.00	LF	134.00		207,164.00	
0189	12" POLYVINYL CHLORIDE SEWER PIPE, FORCE MAIN 652245P	1,874.00	LF	108.00		202,392.00	
0190	SANITARY SEWER SERVICE CONNECTION 652417M	230.00	U	1,200.00		276,000.00	
0191	MANHOLE, SANITARY SEWER 652420M	18.00	U	6,750.00		121,500.00	
0192	MANHOLE, SANITARY SEWER, USING EXISTING CASTING 652423M	1.00	U	6,650.00		6,650.00	
0193	RECONSTRUCTED MANHOLE, SANITARY SEWER, USING EXISTING CASTING 652426M	215.00	U	4,500.00		967,500.00	
0194	RESET MANHOLE, SANITARY SEWER, USING EXISTING CASTING 652432M	58.00	U	735.00		42,630.00	
0195	SEWER AS-BUILT PLAN 652441M		LUMP SUM	10,000.00		10,000.00	
0196	RESET GAS VALVE BOX 653084M	290.00	U	185.00		53,650.00	
0197	ELECTRICAL UTILITY RELOCATION, JCP&L 654007P		LUMP SUM	775,000.00		775,000.00	
0198	16" STEEL CASING 657009P	20.00	LF	500.00		10,000.00	
0199	1 1/2" RIGID METALLIC CONDUIT 701012P	230.00	LF	28.50		6,555.00	
0200	2" RIGID METALLIC CONDUIT 701015P	629.00	LF	30.00		18,870.00	

GENERATED 05-07-13
 REVISED 05-24-13

LINE	ITEM DESCRIPTION	QUANTITY	UNIT	UNIT PRICE	AMOUNT
				DOLLARS CT	DOLLARS CT
0201	2 1/2" RIGID METALLIC CONDUIT 701018P	390.00	LF	36.00	14,040.00
0202	3" RIGID METALLIC CONDUIT 701021P	5,691.00	LF	28.50	162,193.50
0203	18" X 36" JUNCTION BOX 701102M	78.00	U	2,400.00	187,200.00
0204	FOUNDATION, TYPE SFT 701123M	12.00	U	2,100.00	25,200.00
0205	FOUNDATION, TYPE P-MC 701132M	19.00	U	3,500.00	66,500.00
0206	FOUNDATION, TYPE SPF 701135M	72.00	U	1,200.00	86,400.00
0207	FOUNDATION, TYPE STF 701138M	1.00	U	10,500.00	10,500.00
0208	FOUNDATION, TYPE SFK 701144M	5.00	U	2,600.00	13,000.00
0209	METER CABINET, TYPE T 701168M	5.00	U	1,850.00	9,250.00
0210	METER CABINET, TYPE TL 701171M	14.00	U	2,100.00	29,400.00
0211	GROUND WIRE, NO. 8 AWG 701192P	7,930.00	LF	2.50	19,825.00
0212	MULTIPLE LIGHTING WIRE, NO. 8 AWG 701201P	3,530.00	LF	2.50	8,825.00
0213	SERVICE WIRE, NO. 6 AWG 701213P	3,145.00	LF	3.00	9,435.00
0214	CONTROLLER, 8 PHASE 702009M	19.00	U	18,500.00	351,500.00
0215	TRAFFIC SIGNAL STANDARD, ALUMINUM 702012M	21.00	U	2,100.00	44,100.00

LINE	ITEM DESCRIPTION	QUANTITY	UNIT	UNIT PRICE	AMOUNT
				DOLLARS CT	DOLLARS CT
0216	TRAFFIC SIGNAL STANDARD, STEEL 702015M	1.00	U	5,900.00	5,900.00
0217	PEDESTRIAN SIGNAL STANDARD 702018M	72.00	U	700.00	50,400.00
0218	TRAFFIC SIGNAL MAST ARM, ALUMINUM 702021M	17.00	U	1,700.00	28,900.00
0219	TRAFFIC SIGNAL MAST ARM, STEEL 702024M	1.00	U	4,900.00	4,900.00
0220	TRAFFIC SIGNAL CABLE, 2 CONDUCTOR 702027P	16,997.00	LF	2.50	42,492.50
0221	TRAFFIC SIGNAL CABLE, 5 CONDUCTOR 702030P	19,421.00	LF	2.90	56,320.90
0222	TRAFFIC SIGNAL CABLE, 10 CONDUCTOR 702033P	7,143.00	LF	3.60	25,714.80
0223	TRAFFIC SIGNAL HEAD 702036M	103.00	U	950.00	97,850.00
0224	PEDESTRIAN SIGNAL HEAD 702039M	140.00	U	850.00	119,000.00
0225	PUSH BUTTON 702042M	140.00	U	270.00	37,800.00
0226	IMAGE DETECTOR CABLE 702044P	367.00	LF	6.50	2,385.50
0227	LOOP DETECTOR 702048M	2,800.00	LF	21.00	58,800.00
0228	LOOP DETECTOR CABLE 702051P	8,118.00	LF	1.05	8,523.90
0229	CONTROLLER TURN-ON 702060M	19.00	U	2,400.00	45,600.00
0230	LIGHTING MAST ARM ALUMINUM 703012M	4.00	U	600.00	2,400.00

LINE	ITEM DESCRIPTION	QUANTITY	UNIT	UNIT PRICE	AMOUNT
				DOLLARS CT	DOLLARS CT
0231	LUMINAIRE 703018M	12.00	U	1,300.00	15,600.00
0232	ITS CONDUIT, TYPE A 704002M	53,754.00	LF	30.00	1,612,620.00
0233	JUNCTION BOX ITS TYPE A 704003M	41.00	U	3,450.00	141,450.00
0440	30" DUCTILE IRON PIPE 601683M	84.00	LF	308.00	25,872.00
TOTAL SECTION 0001 ROADWAY					94,592,955.48

SECTION 0002
 CONSTRUCTION ENGINEERING

0008	FIELD OFFICE TYPE F SET UP 155018M	1.00	U	125,000.00	125,000.00
0009	FIELD OFFICE TYPE F MAINTENANCE 155036M	29.00	MO	6,100.00	176,900.00
TOTAL SECTION 0002 CONSTRUCTION ENGINEERING					301,900.00

SECTION 0003
 NON-PARTICIPATING (ROADWAY)

0002	OWNER'S AND CONTRACTOR'S PROTECTIVE LIABILITY INSURANCE 152004P	1.00	DOLL	95,000.00	95,000.00
------	---	------	------	-----------	-----------

LINE	ITEM DESCRIPTION	QUANTITY	UNIT	UNIT PRICE	AMOUNT
				DOLLARS CT	DOLLARS CT
0003	POLLUTION LIABILITY INSURANCE 152015P	1.00	DOLL	41,000.00	41,000.00
0074	CLEANING EXISTING PIPE, 12" TO 24" DIAMETER 601670M	1,145.00	LF	20.00	22,900.00
0075	CLEANING EXISTING PIPE, OVER 24" TO 48" DIAMETER 601672M	1,145.00	LF	28.00	32,060.00
0099	CLEANING DRAINAGE STRUCTURE 602216M	50.00	U	400.00	20,000.00
0155	CUSTOM SIGN 612032P	260.00	SF	65.00	16,900.00
0234	SELECTIVE THINNING 801006M	500.00	SY	3.50	1,750.00
TOTAL SECTION 0003 NON-PARTICIPATING (ROADWAY)					229,610.00

SECTION 0004
 EROSION CONTROL

0012	HEAVY DUTY SILT FENCE, BLACK 158012M	2,379.00	LF	8.00	19,032.00
0013	HAYBALE 158015M	300.00	U	25.00	7,500.00
0014	INLET FILTER TYPE 2, 2' X 4' 158030M	791.00	U	148.00	117,068.00
0015	INLET FILTER TYPE 2, 4' X 4' 158033M	160.00	U	215.00	34,400.00
0016	FLOATING TURBIDITY BARRIER, TYPE 2 158045M	1,910.00	LF	32.00	61,120.00

LINE	ITEM DESCRIPTION	QUANTITY	UNIT	UNIT PRICE	AMOUNT
				DOLLARS CT	DOLLARS CT
0017	SEDIMENT CONTROL BAG 158054M	450.00	SF	11.00	4,950.00
0018	SEDIMENT CONTROL TANK 158057M	18.00	U	10,000.00	180,000.00
0019	CONSTRUCTION DRIVEWAY 158060M	150.00	T	150.00	22,500.00
0020	CONCRETE WASHOUT SYSTEM 158063P	LUMP SUM		25,000.00	25,000.00
0021	OIL ONLY EMERGENCY SPILL KIT, TYPE 1 158072M	4.00	U	1,300.00	5,200.00
0022	EROSION CONTROL SEDIMENT REMOVAL 158084M	9,047.00	CY	20.00	180,940.00
0211	FERTILIZING AND SEEDING, TYPE F 806018P	50.00	SY	0.50	25.00
TOTAL SECTION 0004 EROSION CONTROL					657,735.00

SECTION 0005
 GENERAL LANDSCAPE

0235	TREE REMOVAL, OVER 6" TO 12" DIAMETER 802021M	25.00	U	425.00	10,625.00
0236	TREE REMOVAL, OVER 12" TO 18" DIAMETER 802024M	15.00	U	525.00	7,875.00
0237	PREPARATION OF EXISTING SOIL 803006M	1,000.00	SY	2.10	2,100.00
0238	TOPSOILING, 4" THICK 804006P	1,528.00	SY	9.00	13,752.00



LINE	ITEM DESCRIPTION	QUANTITY	UNIT	UNIT PRICE	AMOUNT
				DOLLARS CT	DOLLARS CT
0239	BORROW TOPSOIL 804015P	56.00	CY	75.00	4,200.00
0240	FERTILIZING AND SEEDING, TYPE B 806012P	1,528.00	SY	0.50	764.00
0242	STRAW MULCHING 809003M	1,028.00	SY	0.50	514.00
0243	FIBER MULCHING 809006M	550.00	SY	1.05	577.50
0244	STONE MULCHING 809009M	40,213.00	SY	8.50	341,810.50
0245	WOOD MULCHING 809018M	5.00	SY	5.25	26.25
0246	SMALL DECIDUOUS TREE, 2-2 1/2" CALIPER, B&B 811024M	115.00	U	270.00	31,050.00
0247	SMALL DECIDUOUS TREE, 1 1/4-1 1/2" CALIPER, B&B 811027M	31.00	U	180.00	5,580.00
0248	SMALL DECIDUOUS TREE, 8-10' HIGH, B&B 811032M	238.00	U	210.00	49,980.00
0249	EVERGREEN TREE, 7-8' HIGH B&B 811037M	18.00	U	210.00	3,780.00
0250	EVERGREEN TREE, 6-7' HIGH, B&B 811039M	21.00	U	190.00	3,990.00
0251	DECIDUOUS SHRUB, 3-4' HIGH, B&B 811057M	17.00	U	52.00	884.00
0252	DECIDUOUS SHRUB, 30-36" HIGH, B&B 811061M	17.00	U	52.00	884.00
0253	DECIDUOUS SHRUB, 18-24" HIGH, #3 CONTAINER 811063M	72.00	U	42.00	3,024.00



GENERATED 05-07-13
 REVISED 05-24-13

LINE	ITEM DESCRIPTION	QUANTITY	UNIT	UNIT PRICE		AMOUNT	
				DOLLARS	CT	DOLLARS	CT
0254	GROUND COVER OR VINE, 2" PLUG 811108M	50.00	U	3.10		155.00	
0255	PERENNIAL, #1 CONTAINER 811111M	905.00	U	14.00		12,670.00	
0256	PLANT ESTABLISHMENT PERIOD 811138M	LUMP SUM		48,000.00		48,000.00	
TOTAL SECTION 0005 GENERAL LANDSCAPE						542,241.25	
SECTION 0006 STRUCTURE (GENERAL)							
0257	FURNISHING EQUIPMENT FOR DRIVING PILES 502003P	LUMP SUM		3,050,000.00		3,050,000.00	
TOTAL SECTION 0006 STRUCTURE (GENERAL)						3,050,000.00	
SECTION 0007 OUTFALL NO. 1A							
0258	CLEARING SITE, STRUCTURE (____) (OUTFALL NO. 1A) 201009P	LUMP SUM		10,000.00		10,000.00	
0259	TEMPORARY COFFERDAM OUTFALL 1A 501009P	LUMP SUM		0.01		0.01	
0260	FIBERGLASS PIPE PILE, FURNISHED, 12" DIAMETER 502352M	990.00	LF	54.00		53,460.00	

GENERATED 05-07-13
 REVISED 05-24-13

LINE	ITEM DESCRIPTION	QUANTITY	UNIT	UNIT PRICE	AMOUNT
				DOLLARS	DOLLARS
0261	FIBERGLASS PIPE PILE, DRIVEN, 12" DIAMETER 502353M	902.00	LF	25.00	22,550.00
0262	FIBERGLASS REINFORCED PLASTIC LUMBER 511015P	236.00	CF	125.00	29,500.00
TOTAL SECTION 0007 OUTFALL NO. 1A					115,510.01

SECTION 0008
 OUTFALL NO. 1

0263	CLEARING SITE, STRUCTURE (___) (OUTFALL NO. 1) 201009P		LUMP SUM	20,000.00	20,000.00
0264	TEMPORARY COFFERDAM OUTFALL 1 501009P		LUMP SUM	0.01	0.01
0265	FIBERGLASS PIPE PILE, FURNISHED, 12" DIAMETER 502352M	1,680.00	LF	55.00	92,400.00
0266	FIBERGLASS PIPE PILE, DRIVEN, 12" DIAMETER 502353M	1,512.00	LF	35.00	52,920.00
0267	FIBERGLASS REINFORCED PLASTIC LUMBER 511015P	350.00	CF	158.00	55,300.00
TOTAL SECTION 0008 OUTFALL NO. 1					220,620.01

SECTION 0009
 OUTFALLS NO. 2 AND 3

GENERATED 05-07-13
 REVISED 05-24-13

LINE	ITEM DESCRIPTION	QUANTITY	UNIT	UNIT PRICE	AMOUNT
				DOLLARS CT	DOLLARS CT
0268	CLEARING SITE, STRUCTURE (____) OUTFALL NO. 2 AND 3 201009P		LUMP SUM	10,000.00	10,000.00
0269	I-9 SOIL AGGREGATE 203009P	29.00	CY	78.00	2,262.00
0270	TEMPORARY SHEETING 501003P	192.00	SF	42.50	8,160.00
0271	PERMANENT SHEETING, FIBERGLASS 501007P	128.00	SF	52.50	6,720.00
0272	TEMPORARY COFFERDAM OUTFALL 2 AND 3 501009P		LUMP SUM	0.01	0.01
0273	CONCRETE-FILLED FIBERGLASS PIPE PILE, FURNISHED, 16" DIAMETER 502350M	140.00	LF	72.00	10,080.00
0274	CONCRETE-FILLED FIBERGLASS PIPE PILE, DRIVEN, 16" DIAMETER 502351M	116.00	LF	53.00	6,148.00
0275	FIBERGLASS REINFORCED PLASTIC LUMBER 511015P	44.00	CF	275.00	12,100.00
	TOTAL SECTION 0009 OUTFALLS NO. 2 AND 3				55,470.01

SECTION 0010
 OUTFALL NO. 4A

0276	CLEARING SITE, STRUCTURE (____) OUTFALL NO. 4A 201009P		LUMP SUM	10,000.00	10,000.00
0277	I-9 SOIL AGGREGATE 203009P	14.00	CY	77.00	1,078.00

LINE	ITEM DESCRIPTION	QUANTITY	UNIT	UNIT PRICE	AMOUNT
				DOLLARS CT	DOLLARS CT
0278	TEMPORARY SHEETING 501003P	144.00	SF	52.00	7,488.00
0279	PERMANENT SHEETING, FIBERGLASS 501007P	60.00	SF	68.00	4,080.00
0280	TEMPORARY COFFERDAM OUTFALL 4A 501009P	LUMP SUM		0.01	0.01
0281	CONCRETE-FILLED FIBERGLASS PIPE PILE, FURNISHED, 16" DIAMETER 502350M	70.00	LF	73.00	5,110.00
0282	CONCRETE-FILLED FIBERGLASS PIPE PILE, DRIVEN, 16" DIAMETER 502351M	62.00	LF	66.00	4,092.00
0283	FIBERGLASS REINFORCED PLASTIC LUMBER 511015P	28.00	CF	350.00	9,800.00
TOTAL SECTION 0010 OUTFALL NO. 4A					41,648.01
SECTION 0011 OUTFALL NO. 5					
0284	CLEARING SITE, STRUCTURE (___) OUTFALL NO. 5 201009P	LUMP SUM		10,000.00	10,000.00
0285	TEMPORARY COFFERDAM OUTFALL 5 501009P	LUMP SUM		0.01	0.01
0286	FIBERGLASS PIPE PILE, FURNISHED, 12" DIAMETER 502352M	360.00	LF	51.00	18,360.00
0287	FIBERGLASS PIPE PILE, DRIVEN, 12" DIAMETER 502353M	312.00	LF	19.00	5,928.00

GENERATED 05-07-13
 REVISED 05-24-13

LINE	ITEM DESCRIPTION	QUANTITY	UNIT	UNIT PRICE	AMOUNT
				DOLLARS CT	DOLLARS CT
0288	FIBERGLASS REINFORCED PLASTIC LUMBER 511015P	86.00	CF	160.00	13,760.00
TOTAL SECTION 0011 OUTFALL NO. 5					48,048.01

SECTION 0012
 OUTFALL NO. 6

0289	CLEARING SITE, STRUCTURE (___) OUTFALL NO. 6 201009P		LUMP SUM	10,000.00	10,000.00
0289	TEMPORARY COFFERDAM OUTFALL 6 501009P		LUMP SUM	0.01	0.01
0291	FIBERGLASS PIPE PILE, FURNISHED, 12" DIAMETER 502352M	440.00	LF	51.00	22,440.00
0292	FIBERGLASS PIPE PILE, DRIVEN, 12" DIAMETER 502353M	376.00	LF	16.00	6,016.00
0293	FIBERGLASS REINFORCED PLASTIC LUMBER 511015P	95.00	CF	150.00	14,250.00
TOTAL SECTION 0012 OUTFALL NO. 6					52,706.01

SECTION 0013
 OUTFALL NO. 7

GENERATED 05-07-13
 REVISED 05-24-13

LINE	ITEM DESCRIPTION	QUANTITY	UNIT	UNIT PRICE	AMOUNT
				DOLLARS CT	DOLLARS CT
0294	CLEARING SITE, STRUCTURE (____) OUTFALL NO. 7 201009P		LUMP SUM	10,000.00	10,000.00
0295	TEMPORARY COFFERDAM OUTFALL 7 501009P		LUMP SUM	0.01	0.01
0296	CONCRETE-FILLED FIBERGLASS PIPE PILE, FURNISHED, 16" DIAMETER 502350M	420.00	LF	70.00	29,400.00
0297	CONCRETE-FILLED FIBERGLASS PIPE PILE, DRIVEN, 16" DIAMETER 502351M	372.00	LF	32.00	11,904.00
0298	FIBERGLASS PIPE PILE, FURNISHED, 12" DIAMETER 502352M	1,170.00	LF	50.00	58,500.00
0299	FIBERGLASS PIPE PILE, DRIVEN, 12" DIAMETER 502353M	1,014.00	LF	19.00	19,266.00
0300	REINFORCEMENT STEEL, EPOXY-COATED 504006P	2,312.00	LB	2.30	5,317.60
0301	CONCRETE FOOTING 504015P	12.00	CY	415.00	4,980.00
0302	FIBERGLASS REINFORCED PLASTIC LUMBER 511015P	278.00	CF	149.00	41,422.00
TOTAL SECTION 0013 OUTFALL NO. 7					180,789.61

SECTION 0014
 OUTFALL NO. 8

LINE	ITEM DESCRIPTION	QUANTITY	UNIT	UNIT PRICE	AMOUNT
				DOLLARS	DOLLARS
0303	CLEARING SITE, STRUCTURE (____) OUTFALL NO. 8 201009P		LUMP SUM	14,000.00	14,000.00
0304	I-9 SOIL AGGREGATE 203009P	12.00	CY	78.00	936.00
0305	TEMPORARY SHEETING 501003P	144.00	SF	44.50	6,408.00
0306	PERMANENT SHEETING, FIBERGLASS 501007P	54.00	SF	67.00	3,618.00
0307	TEMPORARY COFFERDAM OUTFALL 8 501009P		LUMP SUM	0.01	0.01
0308	CONCRETE-FILLED FIBERGLASS PIPE PILE, FURNISHED, 16" DIAMETER 502350M	70.00	LF	74.00	5,180.00
0309	CONCRETE-FILLED FIBERGLASS PIPE PILE, DRIVEN, 16" DIAMETER 502351M	60.00	LF	57.00	3,420.00
0310	FIBERGLASS REINFORCED PLASTIC LUMBER 511015P	26.00	CF	370.00	9,620.00
	TOTAL SECTION 0014 OUTFALL NO. 8				43,182.01

SECTION 0015
 OUTFALL NO. 9

0311	CLEARING SITE, STRUCTURE (____) OUTFALL NO. 9 201009P		LUMP SUM	14,000.00	14,000.00
0312	I-9 SOIL AGGREGATE 203009P	15.00	CY	78.00	1,170.00

LINE	ITEM DESCRIPTION	QUANTITY	UNIT	UNIT PRICE	AMOUNT
				DOLLARS CT	DOLLARS CT
0313	TEMPORARY SHEETING 501003P	192.00	SF	33.50	6,432.00
0314	PERMANENT SHEETING, FIBERGLASS 501007P	64.00	SF	52.00	3,328.00
0315	TEMPORARY COFFERDAM OUTFALL 9 501009P	LUMP SUM		0.01	0.01
0316	CONCRETE-FILLED FIBERGLASS PIPE PILE, FURNISHED, 16" DIAMETER 502350M	70.00	LF	74.00	5,180.00
0317	CONCRETE-FILLED FIBERGLASS PIPE PILE, DRIVEN, 16" DIAMETER 502351M	54.00	LF	64.00	3,456.00
0318	FIBERGLASS REINFORCED PLASTIC LUMBER 511015P	27.00	CF	364.00	9,828.00
TOTAL SECTION 0015 OUTFALL NO. 9					43,394.01

SECTION 0016
 OUTFALL NO. 10

0319	CLEARING SITE, STRUCTURE (___) OUTFALL NO. 10 201009P	LUMP SUM		14,000.00	14,000.00
0320	I-9 SOIL AGGREGATE 203009P	11.00	CY	78.00	858.00
0321	TEMPORARY SHEETING 501003P	144.00	SF	44.50	6,408.00
0322	PERMANENT SHEETING, FIBERGLASS 501007P	48.00	SF	69.00	3,312.00

GENERATED 05-07-13
 REVISED 05-24-13

LINE	ITEM DESCRIPTION	QUANTITY	UNIT	UNIT PRICE	AMOUNT
				DOLLARS CT	DOLLARS CT
0323	TEMPORARY COFFERDAM OUTFALL 10 501009P		LUMP SUM	0.01	0.01
0324	CONCRETE-FILLED FIBERGLASS PIPE PILE, FURNISHED, 16" DIAMETER 502350M	60.00	LF	76.00	4,560.00
0325	CONCRETE-FILLED FIBERGLASS PIPE PILE, DRIVEN, 16" DIAMETER 502351M	52.00	LF	79.00	4,108.00
0326	FIBERGLASS REINFORCED PLASTIC LUMBER 511015P	27.00	CF	364.00	9,828.00
TOTAL SECTION 0016 OUTFALL NO. 10					43,074.01

SECTION 0017
 OUTFALL NO. 13

0327	CLEARING SITE, STRUCTURE (___) OUTFALL NO. 13 201009P		LUMP SUM	14,000.00	14,000.00
0328	I-9 SOIL AGGREGATE 203009P	18.00	CY	78.00	1,404.00
0329	TEMPORARY SHEETING 501003P	192.00	SF	33.50	6,432.00
0330	PERMANENT SHEETING, FIBERGLASS 501007P	80.00	SF	49.00	3,920.00
0331	TEMPORARY COFFERDAM OUTFALL 13 501009P		LUMP SUM	0.01	0.01
0332	CONCRETE-FILLED FIBERGLASS PIPE PILE, FURNISHED, 16" DIAMETER 502350M	70.00	LF	74.00	5,180.00

GENERATED 05-07-13
 REVISED 05-24-13

LINE	ITEM DESCRIPTION	QUANTITY	UNIT	UNIT PRICE	AMOUNT
				DOLLARS CT	DOLLARS CT
0333	CONCRETE-FILLED FIBERGLASS PIPE PILE, DRIVEN, 16" DIAMETER 502351M	62.00	LF	66.00	4,092.00
0334	FIBERGLASS REINFORCED PLASTIC LUMBER 511015P	27.00	CF	364.00	9,828.00
TOTAL SECTION 0017 OUTFALL NO. 13					44,856.01

SECTION 0018
 OUTFALLS NO. 17 AND 18

0335	CLEARING SITE, STRUCTURE (___) OUTFALL NO. 17 AND 18 201009P		LUMP SUM	20,000.00	20,000.00
0336	I-9 SOIL AGGREGATE 203009P	26.00	CY	78.00	2,028.00
0337	TEMPORARY SHEETING 501003P	144.00	SF	63.50	9,144.00
0338	PERMANENT SHEETING, FIBERGLASS 501007P	114.00	SF	69.00	7,866.00
0339	TEMPORARY COFFERDAM OUTFALL 17 AND 18 501009P		LUMP SUM	0.01	0.01
0340	CONCRETE-FILLED FIBERGLASS PIPE PILE, FURNISHED, 16" DIAMETER 502350M	120.00	LF	75.00	9,000.00
0341	CONCRETE-FILLED FIBERGLASS PIPE PILE, DRIVEN, 16" DIAMETER 502351M	104.00	LF	79.00	8,216.00
0342	FIBERGLASS REINFORCED PLASTIC LUMBER 511015P	60.00	CF	253.00	15,180.00

GENERATED 05-07-13
 REVISED 05-24-13

LINE	ITEM DESCRIPTION	QUANTITY	UNIT	UNIT PRICE	AMOUNT
				DOLLARS CT	DOLLARS CT
TOTAL SECTION 0018 OUTFALLS NO. 17 AND 18					71,434.01

SECTION 0019
 OUTFALLS NO. 20 AND 21

0343	CLEARING SITE, STRUCTURE (___) OUTFALL NO. 20 AND 21 201009P		LUMP SUM	10,000.00	10,000.00
0344	I-9 SOIL AGGREGATE 203009P	29.00	CY	78.00	2,262.00
0345	TEMPORARY SHEETING 501003P	384.00	SF	33.50	12,864.00
0346	PERMANENT SHEETING, FIBERGLASS 501007P	128.00	SF	52.00	6,656.00
0347	TEMPORARY COFFERDAM OUTFALL 20 AND 21 501009P		LUMP SUM	0.01	0.01
0348	CONCRETE-FILLED FIBERGLASS PIPE PILE, FURNISHED, 16" DIAMETER 502350M	120.00	LF	75.00	9,000.00
0349	CONCRETE-FILLED FIBERGLASS PIPE PILE, DRIVEN, 16" DIAMETER 502351M	104.00	LF	75.00	7,800.00
0350	FIBERGLASS REINFORCED PLASTIC LUMBER 511015P	44.00	CF	310.00	13,640.00
TOTAL SECTION 0019 OUTFALLS NO. 20 AND 21					62,222.01

LINE	ITEM DESCRIPTION	QUANTITY	UNIT	UNIT PRICE	AMOUNT
				DOLLARS CT	DOLLARS CT

SECTION 0020
 OUTFALL NO. 23

0351	CLEARING SITE, STRUCTURE (____) OUTFALL NO. 23 201009P		LUMP SUM	10,000.00	10,000.00
0352	I-9 SOIL AGGREGATE 203009P	8.00	CY	78.00	624.00
0353	TEMPORARY SHEETING 501003P	120.00	SF	53.50	6,420.00
0354	PERMANENT SHEETING, FIBERGLASS 501007P	35.00	SF	80.00	2,800.00
0355	TEMPORARY COFFERDAM OUTFALL 23 501009P		LUMP SUM	0.01	0.01
0356	CONCRETE-FILLED FIBERGLASS PIPE PILE, FURNISHED, 16" DIAMETER 502350M	60.00	LF	74.00	4,440.00
0357	CONCRETE-FILLED FIBERGLASS PIPE PILE, DRIVEN, 16" DIAMETER 502351M	50.00	LF	82.00	4,100.00
0358	FIBERGLASS REINFORCED PLASTIC LUMBER 511015P	20.00	CF	468.00	9,360.00
	TOTAL SECTION 0020 OUTFALL NO. 23				37,744.01

SECTION 0021
 OUTFALL NO. 24

GENERATED 05-07-13
 REVISED 05-24-13

LINE	ITEM DESCRIPTION	QUANTITY	UNIT	UNIT PRICE	AMOUNT
				DOLLARS CT	DOLLARS CT
0359	CLEARING SITE, STRUCTURE (____) OUTFALL NO. 24 201009P		LUMP SUM	10,000.00	10,000.00
0360	I-9 SOIL AGGREGATE 203009P	12.00	CY	78.00	936.00
0361	TEMPORARY SHEETING 501003P	144.00	SF	44.50	6,408.00
0362	PERMANENT SHEETING, FIBERGLASS 501007P	54.00	SF	69.00	3,726.00
0363	TEMPORARY COFFERDAM OUTFALL 24 501009P		LUMP SUM	0.01	0.01
0364	CONCRETE-FILLED FIBERGLASS PIPE PILE, FURNISHED, 16" DIAMETER 502350M	70.00	LF	74.00	5,180.00
0365	CONCRETE-FILLED FIBERGLASS PIPE PILE, DRIVEN, 16" DIAMETER 502351M	54.00	LF	76.00	4,104.00
0366	FIBERGLASS REINFORCED PLASTIC LUMBER 511015P	24.00	CF	400.00	9,600.00
TOTAL SECTION 0021 OUTFALL NO. 24					39,954.01
SECTION 0022 OUTFALL NO. 25					
0367	CLEARING SITE, STRUCTURE (____) OUTFALL NO. 25 201009P		LUMP SUM	14,000.00	14,000.00
0368	I-9 SOIL AGGREGATE 203009P	11.00	CY	78.00	858.00

GENERATED 05-07-13
 REVISED 05-24-13

LINE	ITEM DESCRIPTION	QUANTITY	UNIT	UNIT PRICE	AMOUNT
				DOLLARS CT	DOLLARS CT
0369	TEMPORARY SHEETING 501003P	144.00	SF	44.50	6,408.00
0370	PERMANENT SHEETING, FIBERGLASS 501007P	48.00	SF	68.00	3,264.00
0371	TEMPORARY COFFERDAM OUTFALL 25 501009P		LUMP SUM	0.01	0.01
0372	CONCRETE-FILLED FIBERGLASS PIPE PILE, FURNISHED, 16" DIAMETER 502350M	60.00	LF	76.00	4,560.00
0373	CONCRETE-FILLED FIBERGLASS PIPE PILE, DRIVEN, 16" DIAMETER 502351M	52.00	LF	66.00	3,432.00
0374	FIBERGLASS REINFORCED PLASTIC LUMBER 511015P	22.00	CF	435.00	9,570.00
	TOTAL SECTION 0022 OUTFALL NO. 25				42,092.01

SECTION 0023
 OUTFALL NO. 26

0375	CLEARING SITE, STRUCTURE (___) OUTFALL NO. 26 201009P		LUMP SUM	14,000.00	14,000.00
0376	I-9 SOIL AGGREGATE 203009P	16.00	CY	78.00	1,248.00
0377	TEMPORARY SHEETING 501003P	192.00	SF	33.50	6,432.00
0378	PERMANENT SHEETING, FIBERGLASS 501007P	72.00	SF	53.00	3,816.00

GENERATED 05-07-13
 REVISED 05-24-13

LINE	ITEM DESCRIPTION	QUANTITY	UNIT	UNIT PRICE	AMOUNT
				DOLLARS CT	DOLLARS CT
0379	TEMPORARY COFFERDAM OUTFALL 26 501009P		LUMP SUM	0.01	0.01
0380	CONCRETE-FILLED FIBERGLASS PIPE PILE, FURNISHED, 16" DIAMETER 502350M	70.00	LF	76.00	5,320.00
0381	CONCRETE-FILLED FIBERGLASS PIPE PILE, DRIVEN, 16" DIAMETER 502351M	54.00	LF	76.00	4,104.00
0382	FIBERGLASS REINFORCED PLASTIC LUMBER 511015P	25.00	CF	388.00	9,700.00
TOTAL SECTION 0023 OUTFALL NO. 26					44,620.01

SECTION 0024
 OUTFALL NO. 27

0383	CLEARING SITE, STRUCTURE (___) OUTFALL NO. 27 201009P		LUMP SUM	14,000.00	14,000.00
0384	I-9 SOIL AGGREGATE 203009P	100.00	CY	78.00	7,800.00
0385	TEMPORARY SHEETING 501003P	192.00	SF	95.00	18,240.00
0386	PERMANENT SHEETING, FIBERGLASS 501007P	448.00	SF	52.00	23,296.00
0387	TEMPORARY COFFERDAM OUTFALL 27 501009P		LUMP SUM	0.01	0.01
0388	CONCRETE-FILLED FIBERGLASS PIPE PILE, FURNISHED, 16" DIAMETER 502350M	60.00	LF	116.00	6,960.00

GENERATED 05-07-13
 REVISED 05-24-13

LINE	ITEM DESCRIPTION	QUANTITY	UNIT	UNIT PRICE	AMOUNT
				DOLLARS CT	DOLLARS CT
0389	CONCRETE-FILLED FIBERGLASS PIPE PILE, DRIVEN, 16" DIAMETER 502351M	52.00	LF	75.00	3,900.00
0390	FIBERGLASS REINFORCED PLASTIC LUMBER 511015P	97.00	CF	330.00	32,010.00
TOTAL SECTION 0024 OUTFALL NO. 27					106,206.01

SECTION 0025
 OUTFALL NO. 28A

0391	CLEARING SITE, STRUCTURE (___) OUTFALL NO. 28A 201009P		LUMP SUM	13,000.00	13,000.00
0392	I-9 SOIL AGGREGATE 203009P	14.00	CY	78.00	1,092.00
0393	TEMPORARY SHEETING 501003P	168.00	SF	38.50	6,468.00
0394	PERMANENT SHEETING, FIBERGLASS 501007P	63.00	SF	54.00	3,402.00
0395	TEMPORARY COFFERDAM OUTFALL 28A 501009P		LUMP SUM	0.01	0.01
0396	CONCRETE-FILLED FIBERGLASS PIPE PILE, FURNISHED, 16" DIAMETER 502350M	70.00	LF	76.00	5,320.00
0397	CONCRETE-FILLED FIBERGLASS PIPE PILE, DRIVEN, 16" DIAMETER 502351M	58.00	LF	71.00	4,118.00
0398	FIBERGLASS REINFORCED PLASTIC LUMBER 511015P	25.00	CF	388.00	9,700.00

GENERATED 05-07-13
 REVISED 05-24-13

LINE	ITEM DESCRIPTION	QUANTITY	UNIT	UNIT PRICE	AMOUNT
				DOLLARS CT	DOLLARS CT
	TOTAL				43,100.01
	SECTION 0025				
	OUTFALL NO. 28A				

SECTION 0026
 OUTFALL NO. 29

0399	CLEARING SITE, STRUCTURE (___) OUTFALL NO. 29 201009P		LUMP SUM	10,000.00	10,000.00
0400	TEMPORARY COFFERDAM OUTFALL 29 501009P		LUMP SUM	0.01	0.01
0401	CONCRETE-FILLED FIBERGLASS PIPE PILE, FURNISHED, 16" DIAMETER 502350M	420.00	LF	69.00	28,980.00
0402	CONCRETE-FILLED FIBERGLASS PIPE PILE, DRIVEN, 16" DIAMETER 502351M	324.00	LF	28.00	9,072.00
0403	FIBERGLASS PIPE PILE, FURNISHED, 12" DIAMETER 502352M	240.00	LF	51.00	12,240.00
0404	FIBERGLASS PIPE PILE, DRIVEN, 12" DIAMETER 502353M	198.00	LF	22.00	4,356.00
0405	REINFORCEMENT STEEL, EPOXY-COATED 504006P	2,312.00	LB	2.30	5,317.60
0406	CONCRETE FOOTING 504015P	12.00	CY	415.00	4,980.00
0407	FIBERGLASS REINFORCED PLASTIC LUMBER 511015P	49.00	CF	353.00	17,297.00

LINE	ITEM DESCRIPTION	QUANTITY	UNIT	UNIT PRICE	AMOUNT
				DOLLARS CT	DOLLARS CT
TOTAL					92,242.61
SECTION 0026					
OUTFALL NO. 29					

SECTION 0027
 OUTFALL NO. 31A

0408	CLEARING SITE, STRUCTURE (___) OUTFALL NO. 31A 201009P		LUMP SUM	10,000.00	10,000.00
0409	I-9 SOIL AGGREGATE 203009P	12.00	CY	32.00	384.00
0410	TEMPORARY SHEETING 501003P	144.00	SF	44.50	6,408.00
0411	PERMANENT SHEETING, FIBERGLASS 501007P	54.00	SF	69.00	3,726.00
0412	TEMPORARY COFFERDAM OUTFALL 31A 501009P		LUMP SUM	0.01	0.01
0413	CONCRETE-FILLED FIBERGLASS PIPE PILE, FURNISHED, 16" DIAMETER 502350M	70.00	LF	76.00	5,320.00
0414	CONCRETE-FILLED FIBERGLASS PIPE PILE, DRIVEN, 16" DIAMETER 502351M	56.00	LF	74.00	4,144.00
0415	FIBERGLASS REINFORCED PLASTIC LUMBER 511015P	25.00	CF	388.00	9,700.00
TOTAL					39,682.01
SECTION 0027					
OUTFALL NO. 31A					

LINE	ITEM DESCRIPTION	QUANTITY	UNIT	UNIT PRICE	AMOUNT
				DOLLARS CT	DOLLARS CT

SECTION 0028
 OUTFALL NO. 33

0416	CLEARING SITE, STRUCTURE (___) OUTFALL NO. 33 201009P		LUMP SUM	10,000.00	10,000.00
0417	I-9 SOIL AGGREGATE 203009P	15.00	CY	78.00	1,170.00
0418	TEMPORARY SHEETING 501003P	192.00	SF	33.50	6,432.00
0419	PERMANENT SHEETING, FIBERGLASS 501007P	64.00	SF	54.00	3,456.00
0420	TEMPORARY COFFERDAM OUTFALL 33 501009P		LUMP SUM	0.01	0.01
0421	CONCRETE-FILLED FIBERGLASS PIPE PILE, FURNISHED, 16" DIAMETER 502350M	60.00	LF	79.00	4,740.00
0422	CONCRETE-FILLED FIBERGLASS PIPE PILE, DRIVEN, 16" DIAMETER 502351M	52.00	LF	79.00	4,108.00
0423	FIBERGLASS REINFORCED PLASTIC LUMBER 511015P	23.00	CF	417.00	9,591.00
	TOTAL SECTION 0028 OUTFALL NO. 33				39,497.01

SECTION 0029
 OUTFALL NO. 34

GENERATED 05-07-13
 REVISED 05-24-13

LINE	ITEM DESCRIPTION	QUANTITY	UNIT	UNIT PRICE	AMOUNT
				DOLLARS CT	DOLLARS CT
0424	CLEARING SITE, STRUCTURE (____) OUTFALL NO. 34 201009P		LUMP SUM	14,000.00	14,000.00
0425	I-9 SOIL AGGREGATE 203009P	18.00	CY	78.00	1,404.00
0426	TEMPORARY SHEETING 501003P	240.00	SF	27.00	6,480.00
0427	PERMANENT SHEETING, FIBERGLASS 501007P	80.00	SF	41.00	3,280.00
0428	TEMPORARY COFFERDAM OUTFALL 34 501009P		LUMP SUM	0.01	0.01
0429	CONCRETE-FILLED FIBERGLASS PIPE PILE, FURNISHED, 16" DIAMETER 502350M	70.00	LF	74.00	5,180.00
0430	CONCRETE-FILLED FIBERGLASS PIPE PILE, DRIVEN, 16" DIAMETER 502351M	56.00	LF	64.00	3,584.00
0431	FIBERGLASS REINFORCED PLASTIC LUMBER 511015P	23.00	CF	417.00	9,591.00
	TOTAL SECTION 0029 OUTFALL NO. 34				43,519.01

SECTION 0030
 OUTFALL NO. 35A

0432	CLEARING SITE, STRUCTURE (____) OUTFALL NO. 35A 201009P		LUMP SUM	10,000.00	10,000.00
0433	I-9 SOIL AGGREGATE 203009P	11.00	CY	78.00	858.00

GENERATED 05-07-13
 REVISED 05-24-13

LINE	ITEM DESCRIPTION	QUANTITY	UNIT	UNIT PRICE	AMOUNT
				DOLLARS CT	DOLLARS CT
0434	TEMPORARY SHEETING 501003P	144.00	SF	44.50	6,408.00
0435	PERMANENT SHEETING, FIBERGLASS 501007P	48.00	SF	69.00	3,312.00
0436	TEMPORARY COFFERDAM OUTFALL 35A 501009P		LUMP SUM	0.01	0.01
0437	CONCRETE-FILLED FIBERGLASS PIPE PILE, FURNISHED, 16" DIAMETER 502350M	60.00	LF	79.00	4,740.00
0438	CONCRETE-FILLED FIBERGLASS PIPE PILE, DRIVEN, 16" DIAMETER 502351M	50.00	LF	83.00	4,150.00
0439	FIBERGLASS REINFORCED PLASTIC LUMBER 511015P	23.00	CF	418.00	9,614.00
TOTAL SECTION 0030 OUTFALL NO. 35A					39,082.01

GENERATED 05-07-13
 REVISED 05-24-13

LINE	ITEM DESCRIPTION	QUANTITY	UNIT	UNIT PRICE	AMOUNT
				DOLLARS CT	DOLLARS CT
TOTAL PRICE					100,965,134.17

(THIS SPACE FOR DEPARTMENT USE ONLY)

EXTENSIONS AND ADDITIONS OF ITEMS IN THIS PROPOSAL HAVE BEEN VERIFIED.
 ERRORS, IF ANY, HAVE BEEN IDENTIFIED AND CORRECTED IN ACCORDANCE WITH
 DEPARTMENT SPECIFICATIONS.

Bruce Young

EXAMINER
 BUREAU OF CONSTRUCTION SERVICES, NJDOT

NO THE TOTAL PRICE, AS CORRECTLY DETERMINED FROM THE ESTIMATED QUANTITIES
 LISTED AND THE PRICES PER UNIT OF MEASURE BID RESPECTIVELY THEREFORE,
 WILL BE CONSIDERED TO BE THE AMOUNT BID FOR THE PROJECT, AND THE CORRECT
 TOTAL PRICE WILL CONTROL IN AWARDING THE CONTRACT AS PROVIDED IN SECTION
 103 OF THE SPECIFICATIONS.

DC-16 (1/2013)

State of New Jersey
Department of Transportation
DISCLOSURE OF INVESTMENT ACTIVITIES IN IRAN

Bidx Proposal Number: 13120
Bidder/Vendor: NJDOT

Pursuant to Public Law 2012, c. 25, any person or entity that submits a bid or proposal or otherwise proposes to enter into or renew a contract must complete the certification below to attest, under penalty of perjury, that the person or entity, or one of the person or entity's parents, subsidiaries, or affiliates, is not identified on a list created and maintained by the Department of the Treasury as a person or entity engaging in investment activities in Iran. If the Department of Treasury finds a person or entity to be in violation of the principles which are the subject of this law, the Department of Treasury shall take action as may be appropriate and provided by law, rule or contract, including but not limited to, imposing sanctions, seeking compliance, recovering damages, declaring the party in default and seeking debarment or suspension of the person or entity.

I certify, pursuant to Public Law 2012, c. 25, that the person or entity listed above for which I am authorized to bid:

- is not providing goods or services of \$20,000,000 or more in the energy sector of Iran, including a person or entity that provides oil or liquefied natural gas tankers, or products used to construct or maintain pipelines used to transport oil or liquefied natural gas, for the energy sector of Iran,

AND

- is not a financial institution that extends \$20,000,000 or more in credit to another person or entity, for 45 days or more, if that person or entity will use the credit to provide goods or services in the energy sector in Iran.

In the event that a person or entity is unable to make the above certification because it or one of its parents, subsidiaries, or affiliates has engaged in the above-referenced activities, a detailed, accurate and precise description of the activities must be provided below to the Department of Transportation under penalty of perjury.

No, I do not need to provide further information related to investment activities in Iran.

PLEASE PROVIDE FURTHER INFORMATION RELATED TO INVESTMENT ACTIVITIES IN IRAN

You must provide a detailed, accurate and precise description of the activities of the bidding person/entity, or one of its parents, subsidiaries or affiliates, engaging in the investment activities in Iran outlined above by completing the boxes below.

EACH BOX WILL PROMPT YOU TO PROVIDE INFORMATION RELATIVE TO THE ABOVE QUESTIONS. PLEASE PROVIDE THOROUGH ANSWERS TO EACH QUESTION.

Name: N/A
Relationship to Bidder/Vendor: N/A
Description of Activities: N/A
Duration of Engagement: N/A
Anticipated Cessation Date: N/A
Bidder/Vendor Contact Name: N/A
Contact Phone Number: N/A

Certification: I, being duly sworn upon my oath, hereby represent and state that the foregoing information and any attachments thereto to the best of my knowledge are true and complete. I attest that I am authorized to execute this certification on behalf of the above-referenced person or entity. I acknowledge that the State of New Jersey is relying on the information contained herein and thereby acknowledge that I am under a continuing obligation from the date of this certification through the completion of contracts with the State to notify the State in writing of any changes to the answers of information contained herein. I acknowledge that I am aware that it is a criminal offense to make a false statement or misrepresentation in this certification, and if I do so, I recognize that I am subject to criminal prosecution under the law and that it will also constitute a material breach of my agreements(s) with the State of New Jersey and that the State at its option may declare contract(s) resulting from this certification void and unenforceable.

Full Name (Print): DANIEL HEALEY

Title: VICE PRESIDENT OF ENGINEERING

Date: 05/29/13

THE BIDDER HEREBY CERTIFIES TO THE BEST OF HIS KNOWLEDGE AND BELIEF AND UNDER PENALTY OF PERJURY UNDER THE LAWS OF THE UNITED STATES AND THE STATE OF NEW JERSEY,

I. AFFIRMATIVE ACTION

THAT AN AFFIRMATIVE ACTION PROGRAM OF EQUAL OPPORTUNITY, IN SUPPORT OF PL 1945, C 169, THE NEW JERSEY "LAW AGAINST DISCRIMINATION" AS SUPPLEMENTED AND AMENDED, AS WELL AS IN ACCORDANCE WITH EXECUTIVE ORDER NO. 11246 PROMULGATED BY THE PRESIDENT OF THE UNITED STATES, SEPTEMBER 24, 1965 AND EXECUTIVE ORDER NO. 11625, PROMULGATED BY THE PRESIDENT OF THE UNITED STATES, OCTOBER 13, 1971, HAS BEEN ADOPTED BY THIS ORGANIZATION TO ENSURE THAT APPLICANTS ARE EMPLOYED, EMPLOYEES ARE TREATED WITHOUT REGARD TO THEIR RACE, CREED, COLOR, NATIONAL ORIGIN, SEX OR AGE, AND THAT THE SELECTION AND UTILIZATION OF CONTRACTORS, SUBCONTRACTORS, CONSULTANTS, MATERIALS SUPPLIERS AND EQUIPMENT LESSORS SHALL BE DONE WITHOUT REGARD TO THEIR RACE, CREED, COLOR, NATIONAL ORIGIN, SEX OR AGE. SAID AFFIRMATIVE ACTION PROGRAM ADDRESSES BOTH THE INTERNAL RECRUITMENT, EMPLOYMENT AND UTILIZATION OF MINORITIES AND THE EXTERNAL RECRUITMENT POLICY REGARDING MINORITY CONTRACTORS, SUBCONTRACTORS, CONSULTANTS, MATERIALS SUPPLIERS AND EQUIPMENT LESSORS.

THE PERFORMANCE OF PREVIOUS CONTRACTS OR SUBCONTRACTS SUBJECT TO THE

EQUAL OPPORTUNITY CLAUSE AND THE FILING OF REQUIRED REPORTS

THAT IF THE BIDDER HAS PARTICIPATED IN A PREVIOUS CONTRACT OR SUBCONTRACT SUBJECT TO THE EQUAL OPPORTUNITY CLAUSE, AS REQUIRED BY EXECUTIVE ORDERS 10925, 11114, OR 11246, ALL REPORTS DUE UNDER THE APPLICABLE FILING REQUIREMENTS HAVE BEEN FILED WITH THE JOINT REPORTING COMMITTEE, THE DIRECTOR OF THE OFFICE OF FEDERAL CONTRACT COMPLIANCE, A FEDERAL GOVERNMENT CONTRACTING OR ADMINISTERING AGENCY, OR THE FORMER PRESIDENT'S COMMITTEE ON EQUAL EMPLOYMENT OPPORTUNITY.

NOTE: THIS SECTION (II) IS REQUIRED BY THE EQUAL EMPLOYMENT OPPORTUNITY
----- REGULATIONS OF THE SECRETARY OF LABOR (41 CFR 60-1.7(B) (1)) FOR FEDERALLY FUNDED PROJECTS, AND MUST BE CERTIFIED TO BY BIDDERS ONLY IN CONNECTION WITH CONTRACTS AND SUBCONTRACTS WHICH ARE SUBJECT TO THE EQUAL OPPORTUNITY CLAUSE. CONTRACTS AND SUBCONTRACTS WHICH ARE EXEMPT FROM THE EQUAL OPPORTUNITY CLAUSE ARE SET FORTH IN 41 CFR 60-1.5. (GENERALLY ONLY CONTRACTS OR SUBCONTRACTS OF \$10,000 OR UNDER ARE EXEMPT). CURRENTLY, STANDARD FORM 100 (EEO-1) IS FOR FHWA AND FRA FUNDED PROJECTS AND STANDARD FORMS 100 (EEO-1) AND 257 ARE FOR UMTA

FUNDED PROJECTS AS REQUIRED BY EXECUTIVE ORDERS OR THEIR
IMPLEMENTING REGULATIONS.

CONTRACTORS WHO HAVE PARTICIPATED IN A PREVIOUS CONTRACT OR
SUBCONTRACT SUBJECT TO THE EXECUTIVE ORDERS AND HAVE NOT FILED
THE REQUIRED REPORTS SHOULD NOTE THAT 41 CFR 60-1.7(B) (1)
PREVENTS THE AWARD OF CONTRACTS UNLESS SUCH CONTRACTOR SUBMITS
A REPORT COVERING THE DELINQUENT PERIOD OR SUCH OTHER PERIOD
SPECIFIED BY THE PARTICIPATING FEDERAL AGENCY OR BY THE DIRECTOR,
OFFICE OF FEDERAL CONTRACT COMPLIANCE, U.S. DEPARTMENT OF LABOR.

III. NON-COLLUSION AND WARRANTY CONCERNING SOLICITATION OF THE CONTRACT

BY OTHERS

THAT THIS PROPOSAL HAS BEEN EXECUTED WITH FULL AUTHORITY TO DO SO; THAT
SAID BIDDER HAS NOT, DIRECTLY OR INDIRECTLY, ENTERED INTO ANY AGREEMENT,
PARTICIPATED IN ANY COLLUSION, OR OTHERWISE TAKEN ANY ACTION IN
RESTRAINT OF FREE, COMPETITIVE BIDDING IN CONNECTION WITH THE ABOVE
NAMED PROJECT; AND THAT ALL STATEMENTS CONTAINED IN SAID PROPOSAL AND
IN THIS AFFIDAVIT ARE TRUE AND CORRECT, AND MADE WITH FULL KNOWLEDGE
THAT THE STATE OF NEW JERSEY RELIES UPON THE TRUTH OF THE STATEMENTS
CONTAINED IN SAID PROPOSAL AND IN THE STATEMENTS CONTAINED IN THIS
AFFIDAVIT IN AWARING THE CONTRACT FOR THE SAID PROJECT.

THE BIDDER WARRANTS THAT NO PERSON OR SELLING AGENCY HAS BEEN EMPLOYED
OR RETAINED TO SOLICIT OR SECURE SUCH CONTRACT UPON AN AGREEMENT OR
UNDERSTANDING FOR A COMMISSION, PERCENTAGE, BROKERAGE OR CONTINGENT FEE,
EXCEPT BONA FIDE EMPLOYEES OR BONA FIDE ESTABLISHED COMMERCIAL OR
SELLING AGENCIES MAINTAINED BY THE BIDDER. (N.J.S.A.52:34-15)

IV. CERTIFICATION FOR FEDERAL AID CONTRACTS

THAT NO FEDERAL APPROPRIATED FUNDS HAVE BEEN PAID OR WILL BE PAID, BY OR
ON BEHALF OF THE UNDERSIGNED, TO ANY PERSON FOR INFLUENCING OR
ATTEMPTING TO INFLUENCE AN OFFICER OR EMPLOYEE OF ANY FEDERAL AGENCY,
A MEMBER OF CONGRESS, AN OFFICER OR EMPLOYEE OF CONGRESS, OR AN EMPLOYEE
OF A MEMBER OF CONGRESS IN CONNECTION WITH THE AWARING OF ANY FEDERAL
CONTRACT, THE MAKING OF ANY FEDERAL GRANT, THE MAKING OF ANY FEDERAL
LOAN, THE ENTERING INTO OF ANY COOPERATIVE AGREEMENT, AND THE EXTENSION,
CONTINUATION, RENEWAL, AMENDMENT, OR MODIFICATION OF ANY FEDERAL
CONTRACT, GRANT, LOAN, OR COOPERATIVE AGREEMENT.

THAT IF ANY FUNDS OTHER THAN FEDERAL APPROPRIATED FUNDS HAVE BEEN PAID
OR WILL BE PAID TO ANY PERSON FOR INFLUENCING OR ATTEMPTING TO INFLUENCE

GENERATED 05-07-13
REVISED 05-24-13

AN OFFICER OR EMPLOYEE OF ANY FEDERAL AGENCY, A MEMBER OF CONGRESS,
AN OFFICER OR EMPLOYEE OF CONGRESS, OR AN EMPLOYEE OF A MEMBER OF
CONGRESS IN CONNECTION WITH THIS FEDERAL CONTRACT, GRANT, LOAN, OR
COOPERATIVE AGREEMENT, THE UNDERSIGNED SHALL COMPLETE AND SUBMIT
STANDARD FORM-LLL, "DISCLOSURE FORM TO REPORT LOBBYING," IN ACCORDANCE
WITH ITS INSTRUCTIONS.

THIS CERTIFICATION IS A MATERIAL REPRESENTATION OF FACT UPON WHICH
RELIANCE WAS PLACED WHEN THIS TRANSACTION WAS MADE OR ENTERED INTO.
SUBMISSION OF THIS CERTIFICATION IS A PREREQUISITE FOR MAKING OR
ENTERING INTO THIS TRANSACTION IMPOSED BY SECTION 1352, TITLE 31,
U.S. CODE. ANY PERSON WHO FAILS TO FILE THE REQUIRED CERTIFICATION
SHALL BE SUBJECT TO A CIVIL PENALTY OF NOT LESS THAN \$10,000 AND NOT
MORE THAN \$100,000 FOR EACH SUCH FAILURE.

THE PROSPECTIVE PARTICIPANT ALSO AGREES BY SUBMITTING HIS OR HER BID OR
PROPOSAL THAT HE OR SHE SHALL REQUIRE THAT THE LANGUAGE OF THIS
CERTIFICATION BE INCLUDED IN ALL LOWER TIER SUBCONTRACTS, WHICH EXCEED
\$100,000 AND THAT ALL SUCH SUBRECIPIENTS SHALL CERTIFY AND DISCLOSE
ACCORDINGLY.

V. THIS SECTION IS RESERVED.

DISADVANTAGED BUSINESS ENTERPRISE CERTIFICATION (DBE)

(REQUIRED FOR FHWA PROJECTS)

THAT HE SHALL MEET THE REQUIREMENTS OF THE DISADVANTAGED BUSINESS
ENTERPRISES UTILIZATION ATTACHMENT IN ORDER TO ENSURE THAT DISADVANTAGED
BUSINESS ENTERPRISES, AS DEFINED IN THAT ATTACHMENT, HAVE THE MAXIMUM
OPPORTUNITY TO COMPETE FOR AND PERFORM SUBCONTRACTS.

VII. DEBARMENT (REQUIRED FOR FHWA PROJECTS)

THAT HE AND HIS PRINCIPALS:

ARE NOT PRESENTLY DEBARRED, SUSPENDED, PROPOSED FOR DEBARMENT, DECLARED
INELIGIBLE, OR VOLUNTARILY EXCLUDED FROM COVERED TRANSACTIONS BY ANY
FEDERAL, STATE, OR LOCAL GOVERNMENTAL ENTITY.

HAVE NOT WITHIN A THREE-YEAR PERIOD PRECEDING THIS PROPOSAL BEEN
CONVICTED OF OR HAD A CIVIL JUDGEMENT RENDERED AGAINST THEM FOR
COMMISSION OF FRAUD OR A CRIMINAL OFFENSE IN CONNECTION WITH OBTAINING,
ATTEMPTING TO OBTAIN, OR PERFORMING A PUBLIC (FEDERAL, STATE OR LOCAL)
TRANSACTION OR CONTRACT UNDER A PUBLIC TRANSACTION; VIOLATION OF FEDERAL
OR STATE ANTITRUST STATUTES OR COMMISSION OF EMBEZZLEMENT, THEFT,



GENERATED 05-07-13
REVISED 05-24-13

FORGERY, BRIBERY, FALSIFICATION OR DESTRUCTION OF RECORDS, MAKING FALSE STATEMENTS, OF RECEIVING STOLEN PROPERTY;

ARE NOT PRESENTLY INDICTED FOR OR OTHERWISE CRIMINALLY OR CIVILLY CHARGED BY A GOVERNMENTAL ENTITY (FEDERAL, STATE OR LOCAL) WITH COMMISSION OF ANY OF THE OFFENSES ENUMERATED IN THE ABOVE PARAGRAPH OF THIS CERTIFICATION; AND

HAVE NOT WITHIN A THREE-YEAR PERIOD PRECEDING THIS PROPOSAL HAD ONE OR MORE PUBLIC TRANSACTIONS (FEDERAL, STATE OR LOCAL) TERMINATED FOR CAUSE OR DEFAULT.

SHALL INSERT FORM FHWA 1273 IN EACH SUBCONTRACT AND SHALL REQUIRE ITS INCLUSION IN ANY LOWER TIER SUBCONTRACT, PURCHASE ORDER, OR TRANSACTION THAT MAY IN TURN BE MADE.

WHERE THE BIDDER IS UNABLE TO CERTIFY TO ANY OF THE STATEMENTS IN THIS CERTIFICATION, THE BIDDER SHALL EXPLAIN BELOW.

VIII. THIS SECTION IS DELETED FROM FEDERALLY FUNDED PROJECTS.

Route 35 Restoration Toms River Township to Mantoloking
From MP 4.00 to MP 9.07 Contract No. 004950321 Paving,
Drainage & Structures Townships of Toms River & Brick
Boroughs of Lavalette & Mantoloking Ocean County

PAGE 49

DP NUM 13120

BIDDER 03955

GENERATED 05-07-13

REVISED 05-24-13


BIDDER'S CERTIFICATION

I HEREBY CERTIFY THAT I HAVE FULL AUTHORITY TO EXECUTE THIS PROPOSAL ON BEHALF OF THE BIDDER NAMED ON PAGE ONE OF THIS PROPOSAL. IN EXECUTING THIS PROPOSAL I HEREBY DECLARE THAT THE BIDDER HAS CAREFULLY EXAMINED THE ADVERTISEMENT, SPECIFICATIONS, PLANS, PROPOSAL AND ALL OTHER CONTRACT DOCUMENTS REQUIRED FOR THE CONSTRUCTION OF THE PROJECT NAMED ABOVE.

BY SUBMITTING THIS BID, THE BIDDER CERTIFIES AND REPRESENTS THAT ITS BID, UPDATED FINANCIAL STATEMENT(S), CERTIFICATIONS AS TO BUSINESS REGISTRATION/PWCR, AND PROPOSAL BOND HAVE BEEN DIGITALLY SIGNED BY AN AUTHORIZED REPRESENTATIVE OF THE BIDDER.

Check: EEA7FAB7

Amendment Count: 3



SANDY REBUILDING AND RECONSTRUCTION FRAUD PREVENTION HOTLINE

**TO PREVENT FRAUD PLEASE
REPORT ANY SUSPICION OF:**

- **FRAUDULENT ACTIVITY**
- **THEFT**
- **WASTE**
- **BRIBES OR KICKBACKS**
- **UNETHICAL OR ILLEGAL CONDUCT**

**CALL TOLL FREE
1-855-OSC-TIPS
(1-855-672-8477)**

**OR CONTACT US AT
comptrollertips@osc.state.nj.us**

ALL COMMUNICATIONS WILL BE KEPT CONFIDENTIAL

State of New Jersey/Office of the State Comptroller

DP# 13120

Bid Date: 05/30/2013

70 Plan Sheets

ROUTE 35, RESTORATION
TOMS RIVER TO MANTOLOKING
FROM MP 4.00 TO 9.07
CONTRACT NO. 004950321
FEDERAL PROJECT NO. ER-7044 (104)

ADDENDUM NO. 2

Page 1 of 3

The following CHANGES are made to the Plans:

Plan Sheets 176 thru 246 (UC-1 thru UC-70) are being reissued. The existing features on these plans have been darkened slightly to provide better clarity of the text.

The following are questions received from plan holders and the responses:

QUESTION # 1 from George Harms Construction Co. - The existing utility information shown on the utility plans (Plan Pgs. 176-246), specifically the rim and invert information, is not legible. Please provide plan pages that include lines & text for the existing utilities that are dark enough to be legible.

RESPONSE: Refer to PLAN CHANGES in this Addendum.

QUESTION # 2 from Vollers, Inc. - Please clarify if the water companies will be providing all the required pipe, valves and fittings for this project similar to the arrangement for the last Route 35 project DP13114. What is confusing me is on page 47 of 84 of the Special Provisions, Section 651 "Water it states "for all water companies, the acceptable pipe suppliers are"

page 50 of 84 it states "NJAW will provide marker balls" miles of ductile iron pipe is of a greater concern. Please clarify exactly what materials the contractor is responsible to supply.

□ "Do

14 That is help

RESPONSE: All materials required for water utility construction are to be supplied by the Contractor except for the following materials specifically identified in the Special Provisions and Contract Plans:

- Marker balls
- Replacement fire hydrant parts
- Valves identified as "furnished by others" on Plan Sheet 253 (UCD-4) "Typical Side Street Water Main Connection Detail".

QUESTION # 3 from Vollers, Inc. - In our past experience working with NJAW temporary water services are required to be provided to all homeowners during the installation and or replacement of the new water service. They also require that we tie-in any intersecting water

DP# 13120
Bid Date: 05/30/2013
70 Plan Sheets

ROUTE 35, RESTORATION
TOMS RIVER TO MANTOLOKING
FROM MP 4.00 TO 9.07
CONTRACT NO. 004950321
FEDERAL PROJECT NO. ER-7044 (104)

ADDENDUM NO. 2

Page 2 of 3

mains, which there are quite a few of on this project. Please clarify the extent of temporary water required and tie-in requirements.

RESPONSE: The need for temporary services is not anticipated as NJAW allows service interruptions for the construction of cut-overs. Subsection 651.03.01A. of the Special Provisions requires that the Contractor submit a detailed sequencing plan of the water main construction, including service cut-overs.

QUESTION # 4 from Vollers, Inc. - The project completion date is listed as 05/01/2015 on the notice to contractors. Referencing page 387 of 630 Traffic Control and Staging Plans; notes traffic control plans 14; note A œno lane closure will be permitted until September 3, 2013. Also no lane closures will be permitted from 12:00 PM June 26, 2014 through 12:00 September 9, 2014. On the same page the project is also limited to day and swing shifts. Since the bulk of the new piping is being installed in the R.O.W. ; without lane closures this work just cannot be performed. The main-line utility work cannot commence before September 2014 and can go for roughly a 9 month period until it is shut down again. Although the project is on the shore and a little warmer, some time will be lost during the winter, best case scenario we will only lose a month, leaving an 8 month work period. This restriction takes what would normally 21 month project and reduces it to a 16 month project.

RESPONSE: As indicated in Subsection 108.10 of the Special Provisions, the Department is advising Contractors that the project schedule is compressed and must be staffed and scheduled accordingly to meet the established completion dates.

QUESTION # 5 from Vollers, Inc. - Being that there is substantial restoration work to be performed after the utility installation is completed, such as 18 miles of concrete curbing and over a ¼ million tons of asphalt to be installed, that cuts the utility installation time down to about 10 months if the final completion date is to be achieved. With the holiday work restriction added into the equation that cuts roughly 3 days a month of productive time off. That gives us 8.5 months of actual work days to install the utilities. Just taking the water-main for example which equals over 76,000 feet, it would require an average of 450 feet of pipe to be installed per day. If this project was wide open new installation that would be achievable. With 400 homes to provide water to, existing utilities to deal with, and over 50 side streets to tie-in it just does not seem realistic.

RESPONSE: Please refer to the response to Question #4.

DP# 13120

Bid Date: 05/30/2013

70 Plan Sheets

**ROUTE 35, RESTORATION
TOMS RIVER TO MANTOLOKING
FROM MP 4.00 TO 9.07
CONTRACT NO. 004950321
FEDERAL PROJECT NO. ER-7044 (104)**

ADDENDUM NO. 2

Page 3 of 3

QUESTION # 6 from Vollers, Inc. - There is only some many crews that we can utilize in the given work areas provided, being that the critical path is not how much pipe that we can install in a given shift, but keeping the homeowners in service and having everything tied in at the end of the day so as not to disrupt the homeowners. For this scenario to work we would have to go ahead of the other utility and roadwork crews, and install the water main ahead of them and installing temporary paving behind us.

Please clarify the NJDOTS thoughts on how the utility installation would be achieved in this limited time duration?

RESPONSE: Please refer to the response to Question #4.

STATE FEDERAL PROJECT NO.
N.J. E.P. 104 (24)

COUNTY OF OCEAN

TOWNSHIP OF TOMS RIVER

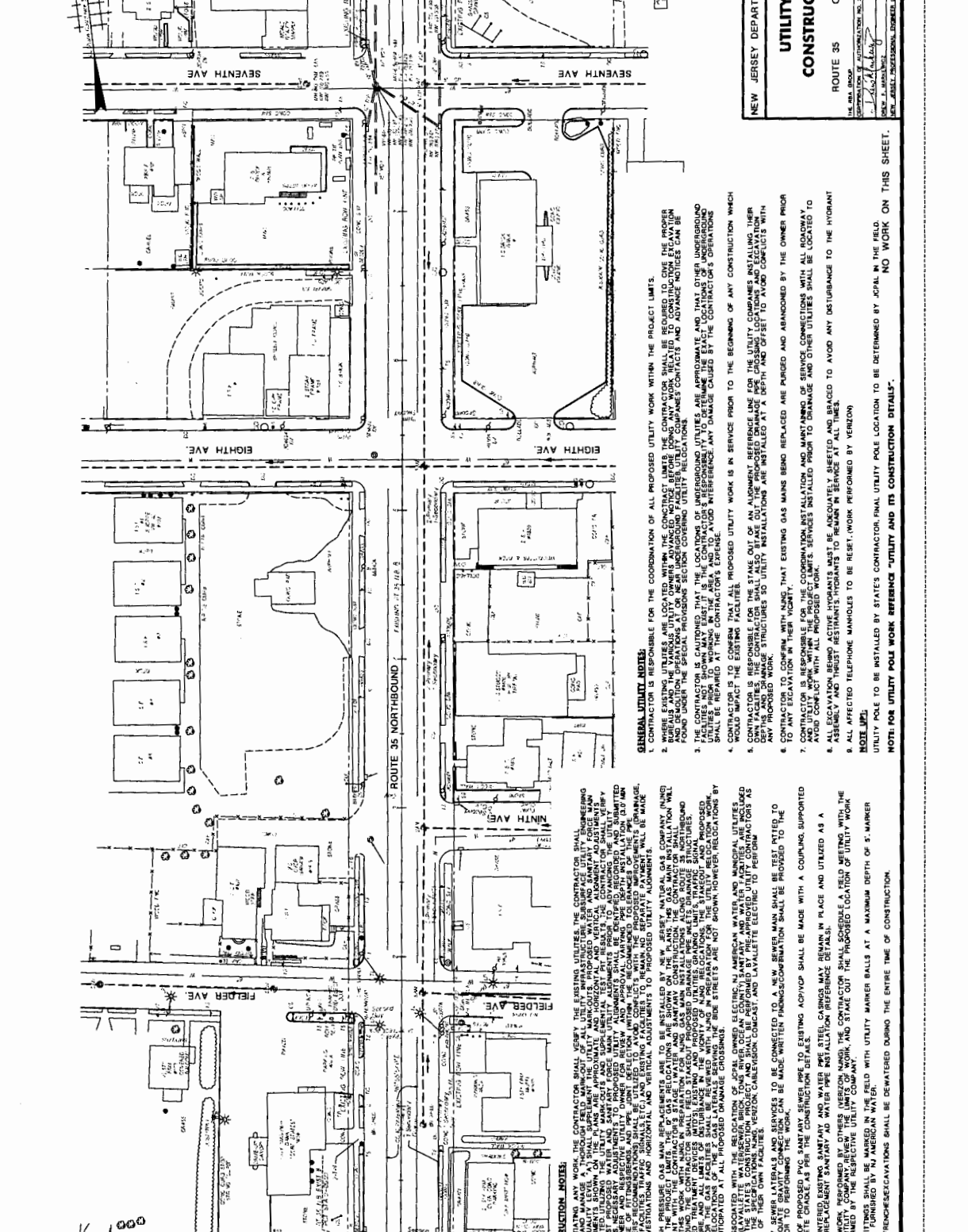
PLAN SHEET NO. UCA

ROUTE 35 NORTHBOUND

MATCH LINE @ STA. 9+00

SEVENTH AVE
EIGHTH AVE
NINTH AVE
FIELDER AVE
FORT AVE

SCALE: 1" = 30'



UTILITY CONSTRUCTION NOTES:

1. PRIOR TO INITIATING ANY WORK, THE CONTRACTOR SHALL VERIFY THE EXISTING UTILITIES. THE CONTRACTOR SHALL VERIFY THE QUALITY LEVEL OF ALL UTILITIES. THE CONTRACTOR SHALL VERIFY THE LOCATION, DEPTH, AND MATERIAL OF ALL UTILITIES. THE CONTRACTOR SHALL VERIFY THE LOCATION, DEPTH, AND MATERIAL OF ALL UTILITIES. THE CONTRACTOR SHALL VERIFY THE LOCATION, DEPTH, AND MATERIAL OF ALL UTILITIES.
2. THE CONTRACTOR SHALL VERIFY THE LOCATION, DEPTH, AND MATERIAL OF ALL UTILITIES. THE CONTRACTOR SHALL VERIFY THE LOCATION, DEPTH, AND MATERIAL OF ALL UTILITIES. THE CONTRACTOR SHALL VERIFY THE LOCATION, DEPTH, AND MATERIAL OF ALL UTILITIES.
3. THE CONTRACTOR SHALL VERIFY THE LOCATION, DEPTH, AND MATERIAL OF ALL UTILITIES. THE CONTRACTOR SHALL VERIFY THE LOCATION, DEPTH, AND MATERIAL OF ALL UTILITIES. THE CONTRACTOR SHALL VERIFY THE LOCATION, DEPTH, AND MATERIAL OF ALL UTILITIES.
4. THE CONTRACTOR SHALL VERIFY THE LOCATION, DEPTH, AND MATERIAL OF ALL UTILITIES. THE CONTRACTOR SHALL VERIFY THE LOCATION, DEPTH, AND MATERIAL OF ALL UTILITIES. THE CONTRACTOR SHALL VERIFY THE LOCATION, DEPTH, AND MATERIAL OF ALL UTILITIES.
5. THE CONTRACTOR SHALL VERIFY THE LOCATION, DEPTH, AND MATERIAL OF ALL UTILITIES. THE CONTRACTOR SHALL VERIFY THE LOCATION, DEPTH, AND MATERIAL OF ALL UTILITIES. THE CONTRACTOR SHALL VERIFY THE LOCATION, DEPTH, AND MATERIAL OF ALL UTILITIES.
6. THE CONTRACTOR SHALL VERIFY THE LOCATION, DEPTH, AND MATERIAL OF ALL UTILITIES. THE CONTRACTOR SHALL VERIFY THE LOCATION, DEPTH, AND MATERIAL OF ALL UTILITIES. THE CONTRACTOR SHALL VERIFY THE LOCATION, DEPTH, AND MATERIAL OF ALL UTILITIES.
7. THE CONTRACTOR SHALL VERIFY THE LOCATION, DEPTH, AND MATERIAL OF ALL UTILITIES. THE CONTRACTOR SHALL VERIFY THE LOCATION, DEPTH, AND MATERIAL OF ALL UTILITIES. THE CONTRACTOR SHALL VERIFY THE LOCATION, DEPTH, AND MATERIAL OF ALL UTILITIES.
8. THE CONTRACTOR SHALL VERIFY THE LOCATION, DEPTH, AND MATERIAL OF ALL UTILITIES. THE CONTRACTOR SHALL VERIFY THE LOCATION, DEPTH, AND MATERIAL OF ALL UTILITIES. THE CONTRACTOR SHALL VERIFY THE LOCATION, DEPTH, AND MATERIAL OF ALL UTILITIES.
9. THE CONTRACTOR SHALL VERIFY THE LOCATION, DEPTH, AND MATERIAL OF ALL UTILITIES. THE CONTRACTOR SHALL VERIFY THE LOCATION, DEPTH, AND MATERIAL OF ALL UTILITIES. THE CONTRACTOR SHALL VERIFY THE LOCATION, DEPTH, AND MATERIAL OF ALL UTILITIES.
10. THE CONTRACTOR SHALL VERIFY THE LOCATION, DEPTH, AND MATERIAL OF ALL UTILITIES. THE CONTRACTOR SHALL VERIFY THE LOCATION, DEPTH, AND MATERIAL OF ALL UTILITIES. THE CONTRACTOR SHALL VERIFY THE LOCATION, DEPTH, AND MATERIAL OF ALL UTILITIES.

GENERAL UTILITY NOTES:

1. CONTRACTOR IS RESPONSIBLE FOR THE COORDINATION OF ALL PROPOSED UTILITY WORK WITHIN THE PROJECT LIMITS.
2. WHERE EXISTING UTILITIES ARE LOCATED WITHIN THE CONTRACT LIMITS THE CONTRACTOR SHALL BE REQUIRED TO OBTAIN THE PROPER PERMISSIONS FROM THE APPLICABLE AGENCIES AND NEARBY ADJACENT PROPERTY OWNERS. ADVANCE NOTICES CAN BE OBTAINED FROM THE APPLICABLE AGENCIES AND NEARBY ADJACENT PROPERTY OWNERS.
3. THE CONTRACTOR SHALL VERIFY THE LOCATION, DEPTH, AND MATERIAL OF ALL UTILITIES. THE CONTRACTOR SHALL VERIFY THE LOCATION, DEPTH, AND MATERIAL OF ALL UTILITIES. THE CONTRACTOR SHALL VERIFY THE LOCATION, DEPTH, AND MATERIAL OF ALL UTILITIES.
4. THE CONTRACTOR SHALL VERIFY THE LOCATION, DEPTH, AND MATERIAL OF ALL UTILITIES. THE CONTRACTOR SHALL VERIFY THE LOCATION, DEPTH, AND MATERIAL OF ALL UTILITIES. THE CONTRACTOR SHALL VERIFY THE LOCATION, DEPTH, AND MATERIAL OF ALL UTILITIES.
5. THE CONTRACTOR SHALL VERIFY THE LOCATION, DEPTH, AND MATERIAL OF ALL UTILITIES. THE CONTRACTOR SHALL VERIFY THE LOCATION, DEPTH, AND MATERIAL OF ALL UTILITIES. THE CONTRACTOR SHALL VERIFY THE LOCATION, DEPTH, AND MATERIAL OF ALL UTILITIES.
6. THE CONTRACTOR SHALL VERIFY THE LOCATION, DEPTH, AND MATERIAL OF ALL UTILITIES. THE CONTRACTOR SHALL VERIFY THE LOCATION, DEPTH, AND MATERIAL OF ALL UTILITIES. THE CONTRACTOR SHALL VERIFY THE LOCATION, DEPTH, AND MATERIAL OF ALL UTILITIES.
7. THE CONTRACTOR SHALL VERIFY THE LOCATION, DEPTH, AND MATERIAL OF ALL UTILITIES. THE CONTRACTOR SHALL VERIFY THE LOCATION, DEPTH, AND MATERIAL OF ALL UTILITIES. THE CONTRACTOR SHALL VERIFY THE LOCATION, DEPTH, AND MATERIAL OF ALL UTILITIES.
8. THE CONTRACTOR SHALL VERIFY THE LOCATION, DEPTH, AND MATERIAL OF ALL UTILITIES. THE CONTRACTOR SHALL VERIFY THE LOCATION, DEPTH, AND MATERIAL OF ALL UTILITIES. THE CONTRACTOR SHALL VERIFY THE LOCATION, DEPTH, AND MATERIAL OF ALL UTILITIES.
9. THE CONTRACTOR SHALL VERIFY THE LOCATION, DEPTH, AND MATERIAL OF ALL UTILITIES. THE CONTRACTOR SHALL VERIFY THE LOCATION, DEPTH, AND MATERIAL OF ALL UTILITIES. THE CONTRACTOR SHALL VERIFY THE LOCATION, DEPTH, AND MATERIAL OF ALL UTILITIES.
10. THE CONTRACTOR SHALL VERIFY THE LOCATION, DEPTH, AND MATERIAL OF ALL UTILITIES. THE CONTRACTOR SHALL VERIFY THE LOCATION, DEPTH, AND MATERIAL OF ALL UTILITIES. THE CONTRACTOR SHALL VERIFY THE LOCATION, DEPTH, AND MATERIAL OF ALL UTILITIES.

NOTE FOR UTILITY POLE WORK REFERENCE "UTILITY AND ITS CONSTRUCTION DETAILS":

UTILITY POLE TO BE INSTALLED BY STATES CONTRACTOR. FINAL UTILITY POLE LOCATION TO BE DETERMINED BY JOPAL IN THE FIELD. NO WORK ON THIS SHEET.

NEW JERSEY DEPARTMENT OF TRANSPORTATION
ROUTE 35
CONTRACT NO. 004950321
DATE: 11/20/2012
DESIGNED BY: [Signature]
CHECKED BY: [Signature]
IN CHARGE: [Signature]

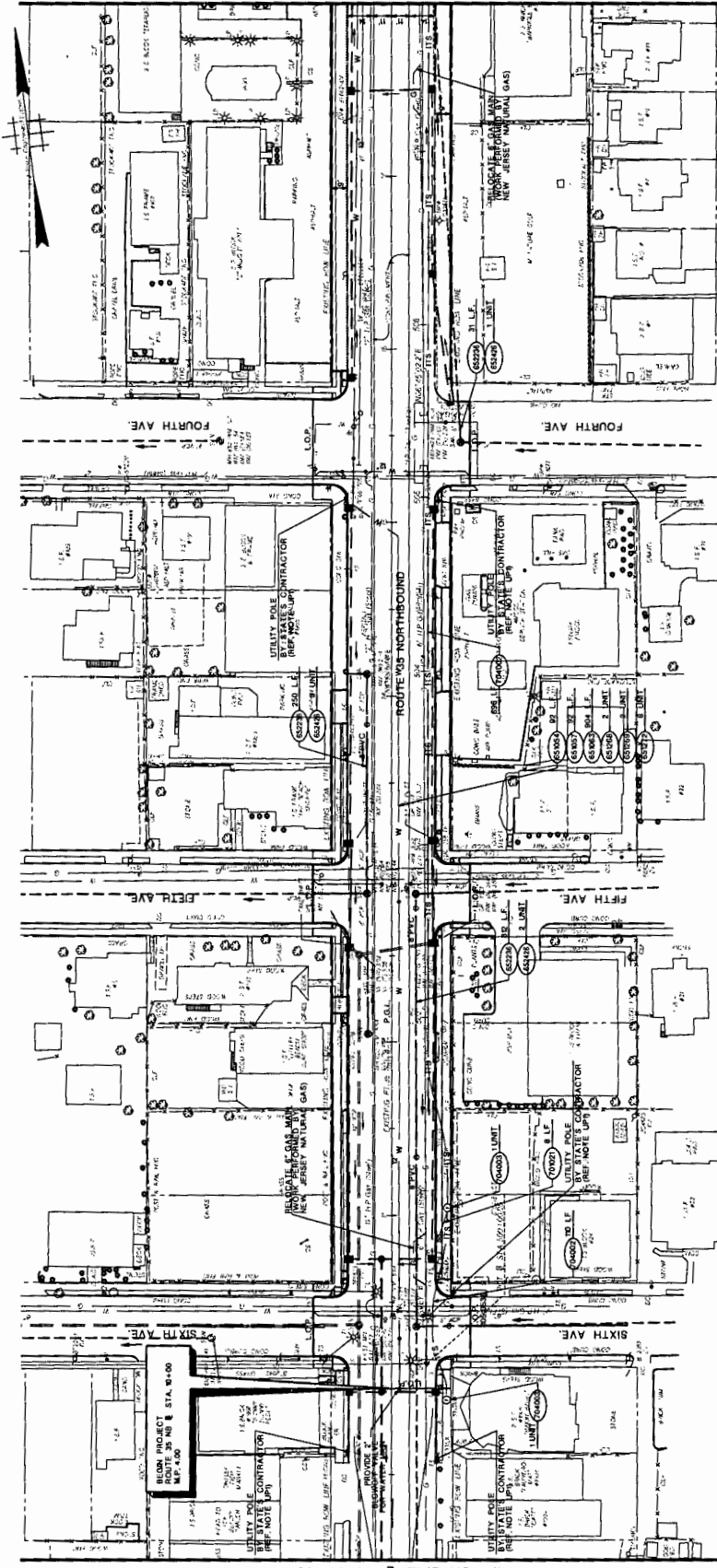
UTILITY AND ITS
CONSTRUCTION PLANS

SCALE: 1" = 30'

STATE FEDERAL PROJECT NO.
N.J. ERT044 (04)

COUNTY OF OCEAN

TOWNSHIP OF TOMS RIVER



MATCH LINE @ STA. 18+00
PLAN SHEET NO. UC-1

MATCH LINE @ STA. 9+00
PLAN SHEET NO. UC-1

ITEM NO.	DESCRIPTION	CONTRACT QUANTITY
65850P	8" DUCTILE IRON WATER PIPE CLASS 52	82 L.F.
65850S	8" DUCTILE IRON WATER PIPE CLASS 52	82 L.F.
65850T	8" DUCTILE IRON WATER PIPE CLASS 52	82 L.F.
65850U	8" VALVES AND BOXES	2 UNIT
65850V	8" VALVES AND BOXES	2 UNIT
65850W	8" VALVES AND BOXES	2 UNIT
65850X	8" P.V.C. W/VAL. CHANGE SEWER PIPE	500 L.F.
65850Y	8" P.V.C. W/VAL. CHANGE SEWER PIPE	500 L.F.
65850Z	SECONDARY MANHOLE JUNCTION RINGS USING LISTING CASTING	8 UNIT
704000A	8" MANHOLE	86 L.F.
704000B	8" MANHOLE	86 L.F.
704000C	8" MANHOLE	86 L.F.
704000D	JUNCTION BOX TYPE A	2 UNIT

TO BE CONSTRUCTED

NEW JERSEY DEPARTMENT OF TRANSPORTATION
UTILITY AND ITS CONSTRUCTION PLANS
 ROUTE 35 CONTRACT NO. 004950321
 THE REG. GROUP
 CORPORATION OF ARCHITECTURE, INC. 2041700000
 JOHN J. MONTAGNI
 JOHN J. MONTAGNI ENGINEERING, INC. 2041700000

STATE FEDERAL PROJECT NO.
N.J. E8704 (M)

COUNTY OF OCEAN

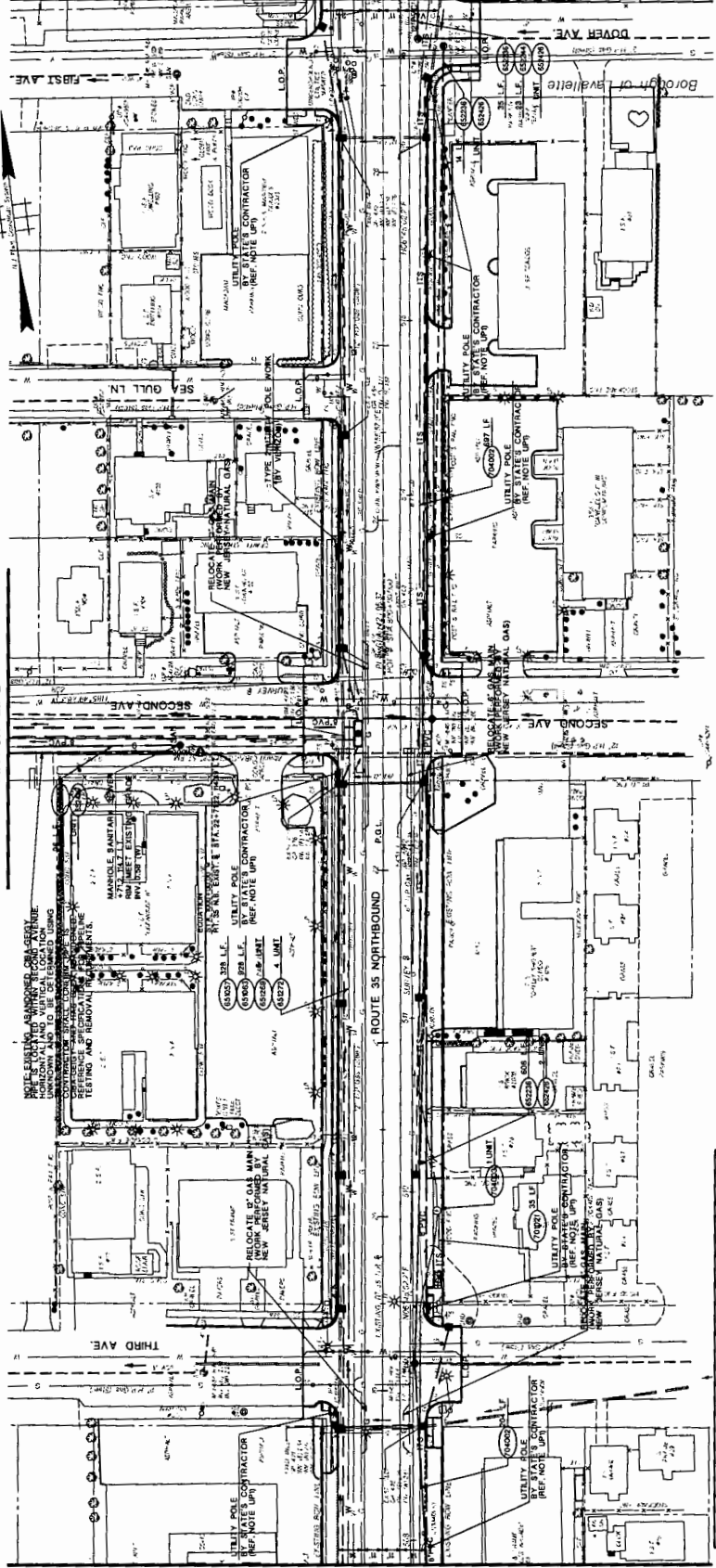
TOWNSHIP OF TOMS RIVER & BOROUGH OF LAVALLETTE



PLAN SHEET NO. UC-33
MATCH LINE

MATCH LINE @ STA. 18+00
PLAN SHEET NO. UC-2

MATCH LINE @ STA. 27+00
PLAN SHEET NO. UC-4



ITEM NO.	DESCRIPTION	QUANTITY
65850P	4' DUCTILE IRON WATER PIPE, CLASS 52	228 LF.
65850S	2' DUCTILE IRON WATER PIPE, CLASS 52	829 LF.
65851P	4" VALVES AND BOXES	4 UNITS
65828P	8" POLY(VINYL CHLORIDE) SEWER PIPE	761 LF.
65828M	MANHOLE SANITARY SEWER	25 UNITS
70025P	3" RIGID METALLIC CONDUIT	35 LF.
70025M	JUNCTION BOX, TOP A	1 UNITS

TO BE CONSTRUCTED

NEW JERSEY DEPARTMENT OF TRANSPORTATION

UTILITY AND ITS CONSTRUCTION PLANS

ROUTE 35 CONTRACT NO. 004950321

THE N.J.A. GROUP
 ENGINEERING & ARCHITECTURE, INC.
 1000 J. J. WOOD DRIVE
 FREEHOLD, NEW JERSEY 08038

STATE N.J.
 FEDERAL PROJECT NO. ER-704 (R4)

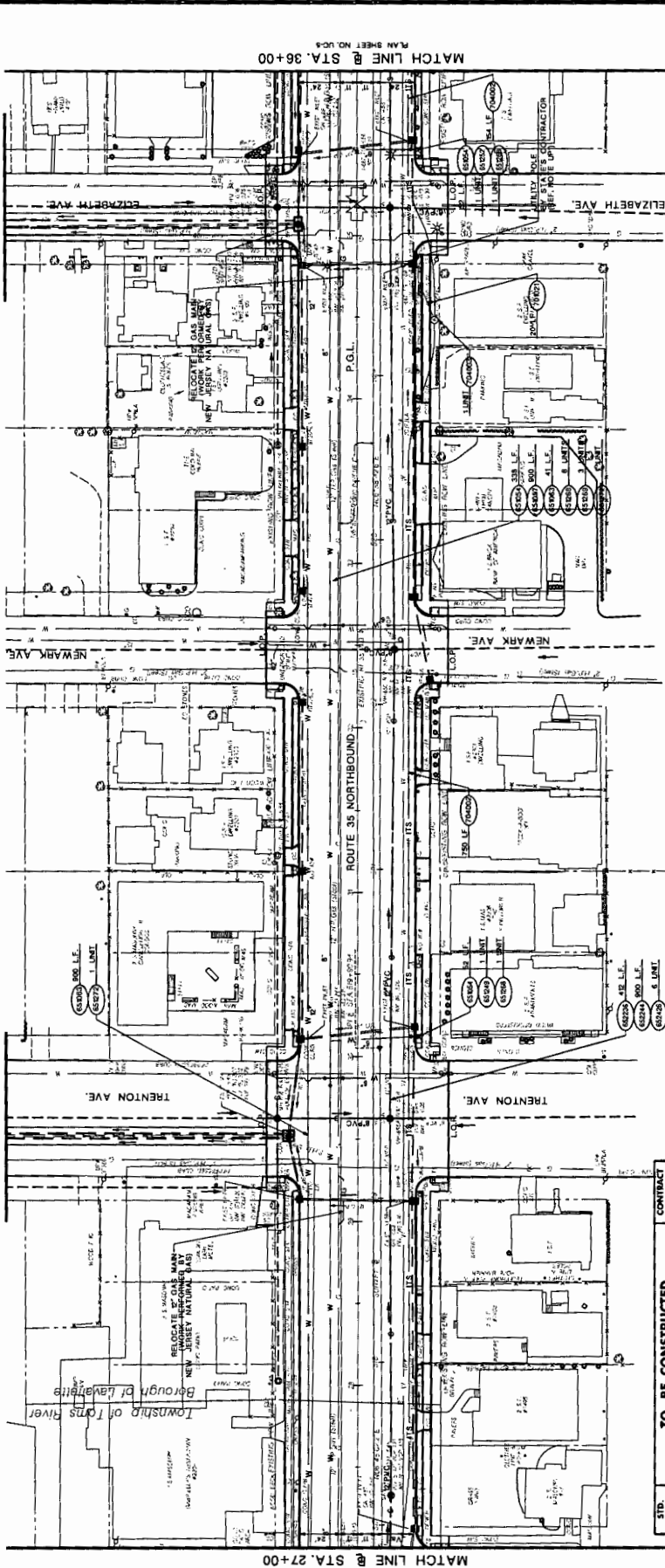
COUNTY OF OCEAN



TOWNSHIP OF TOMS RIVER & BOROUGH OF LAVALLETTE

PLAN SHEET NO. UC-3R
 MATCH LINE

PLAN SHEET NO. UC-3R
 MATCH LINE



PLAN SHEET NO. UC-3
 MATCH LINE @ STA. 36+00

PLAN SHEET NO. UC-3
 MATCH LINE @ STA. 27+00

ITEM NO.	DESCRIPTION	CONTRACT QUANTITY
65040P	8" DUCTILE IRON WATER PIPE CLASS 52	442 L.F.
65040S	8" DUCTILE IRON WATER PIPE CLASS 52	84 L.F.
65040M	8" DUCTILE IRON WATER PIPE CLASS 52	84 L.F.
65040R	RELOCATE FIRE HYDRANT	1 UNIT
65040T	RESET FIRE HYDRANT	1 UNIT
65040U	8" VALVES AND BOXES	2 UNITS
65040V	8" VALVES AND BOXES	2 UNITS
65040W	8" POLYETHYLENE GLASS REINFORCED SANDWICH PIPE GRAVITY	200 L.F.
65040X	RECONSTRUCT MANHOLE SANDWICH PIPE USING CASTING	6 UNITS
70000P	3" RIBBON METALLIC CONDUIT	25 L.F.
70000Q	3" RIBBON METALLIC CONDUIT	25 L.F.
70000R	MANHOLE JUNCTION BOX TYPE A	1 UNIT

SCALE 1" = 40'

NEW JERSEY DEPARTMENT OF TRANSPORTATION
 UTILITY AND ITS
 CONSTRUCTION PLANS
 ROUTE 35 CONTRACT NO. 004950321
 THE BNA GROUP
 CORPORATION 200 HAMILTON ST. SUITE 200
 NEW JERSEY
 NEW JERSEY DEPARTMENT OF TRANSPORTATION
 200 WESTERN AVENUE, SUITE 200, NEWARK, NJ 07102

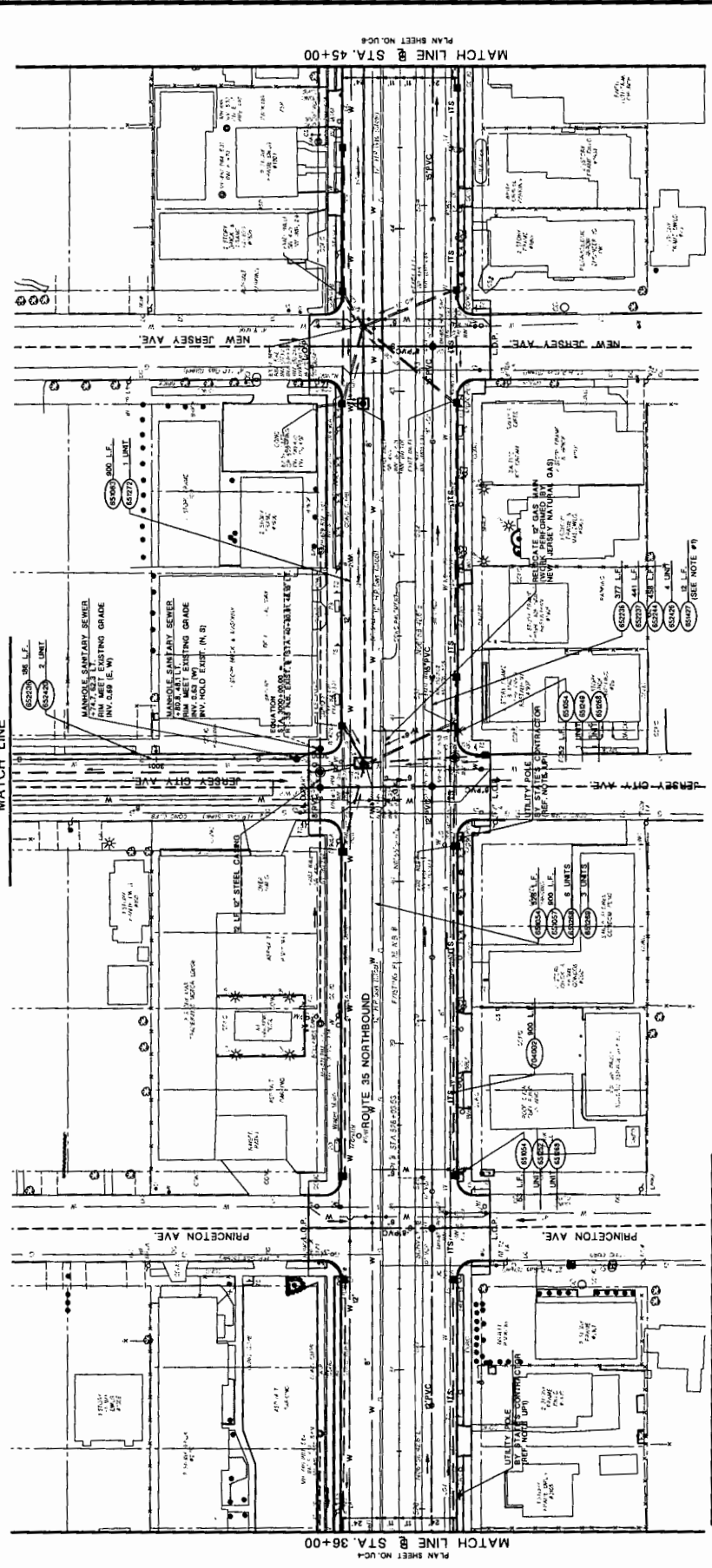
STATE FEDERAL PROJECT NO.
N.J. E8-7044 (RM)

COUNTY OF OCEAN

BOROUGH OF LAVALLETTE

PLAN SHEET NO. UC-45
MATCH LINE @ STA. 45+00

PLAN SHEET NO. UC-44
MATCH LINE @ STA. 36+00



NEW JERSEY DEPARTMENT OF TRANSPORTATION
**UTILITY AND ITS
CONSTRUCTION PLANS**
ROUTE 35 CONTRACT NO. 004850021
THE NEW JERSEY DEPARTMENT OF TRANSPORTATION
DIVISION OF HIGHWAYS
DATE: 11/15/2007
FILE: 004850021.DWG

STD. ITEM NO.	CONTRACT QUANTITY	TO BE CONSTRUCTED
85845	800 L.F.	6" DUCTILE IRON WATER PIPE CLASS 52
85846	800 L.F.	6" DUCTILE IRON WATER PIPE CLASS 52
85847	800 L.F.	6" DUCTILE IRON WATER PIPE CLASS 52
85848	1 UNIT	RESET FIRE HYDRANT
85849	8 UNITS	6" VALVES AND BOXES
85850	1 UNIT	6" VALVE AND BOXES
85851	24 L.F.	6" STEEL CASING
85852	24 L.F.	6" STEEL CASING
85853	458 L.F.	6" POLYVINYL CHLORIDE SILENT PIPE GRAVITY
85854	458 L.F.	6" POLYVINYL CHLORIDE SILENT PIPE GRAVITY
85855	2 UNIT	MANHOLE SANITARY SEWER EXISTING GRADE
85856	2 UNIT	MANHOLE SANITARY SEWER EXISTING GRADE
85857	800 L.F.	6" POLYVINYL CHLORIDE SILENT PIPE GRAVITY

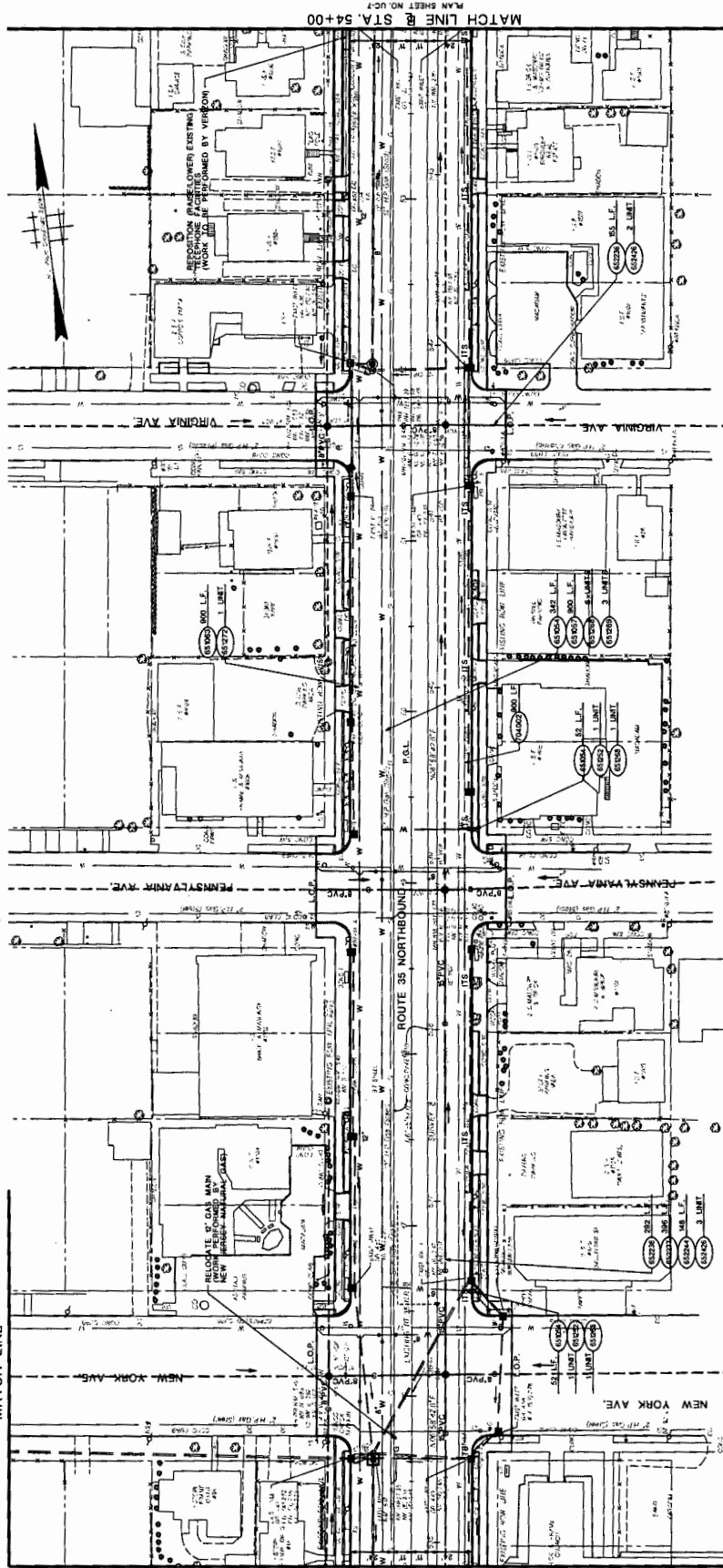
NOTE:
1. SEE CONSTRUCTION DETAILS FOR SANITARY STEEL CASING THROUGH MANHOLE.

STATE FEDERAL PROJECT NO.
N.J. EA-7044 (M)

COUNTY OF OCEAN

BOROUGH OF LAVALLETTE

PLAN SHEET NO. 10-2
MATCH LINE



PLAN SHEET NO. UC-3
MATCH LINE @ STA. 45+00

PLAN SHEET NO. UC-4
MATCH LINE @ STA. 54+00

ITEM NO.	DESCRIPTION	CONTRACT QUANTITY
60001	10' DUCTILE IRON WATER PIPE CLASS 52	448 L.F.
60002	8' DUCTILE IRON WATER PIPE CLASS 52	800 L.F.
60003	6' DUCTILE IRON WATER PIPE CLASS 52	900 L.F.
60004	4' DUCTILE IRON WATER PIPE CLASS 52	200 L.F.
60005	8" VALVES AND BOXES	3 UNITS
60006	6" VALVES AND BOXES	3 UNITS
60007	4" VALVES AND BOXES	3 UNITS
60008	3" VALVES AND BOXES	3 UNITS
60009	2" VALVES AND BOXES	3 UNITS
60010	1" VALVES AND BOXES	3 UNITS
60011	10' POLYVINYL CHLORIDE SEWER PIPE	398 L.F.
60012	8' POLYVINYL CHLORIDE SEWER PIPE	398 L.F.
60013	6' POLYVINYL CHLORIDE SEWER PIPE	398 L.F.
60014	4' POLYVINYL CHLORIDE SEWER PIPE	398 L.F.
60015	3' POLYVINYL CHLORIDE SEWER PIPE	398 L.F.
60016	2' POLYVINYL CHLORIDE SEWER PIPE	398 L.F.
60017	1' POLYVINYL CHLORIDE SEWER PIPE	398 L.F.
60018	10' POLYETHYLENE TEREPHTHALATE (PET) WATER MAINS EXISTING (ASTM)	400 L.F.
60019	8' POLYETHYLENE TEREPHTHALATE (PET) WATER MAINS EXISTING (ASTM)	400 L.F.
60020	6' POLYETHYLENE TEREPHTHALATE (PET) WATER MAINS EXISTING (ASTM)	400 L.F.
60021	4' POLYETHYLENE TEREPHTHALATE (PET) WATER MAINS EXISTING (ASTM)	400 L.F.
60022	3' POLYETHYLENE TEREPHTHALATE (PET) WATER MAINS EXISTING (ASTM)	400 L.F.
60023	2' POLYETHYLENE TEREPHTHALATE (PET) WATER MAINS EXISTING (ASTM)	400 L.F.
60024	1' POLYETHYLENE TEREPHTHALATE (PET) WATER MAINS EXISTING (ASTM)	400 L.F.

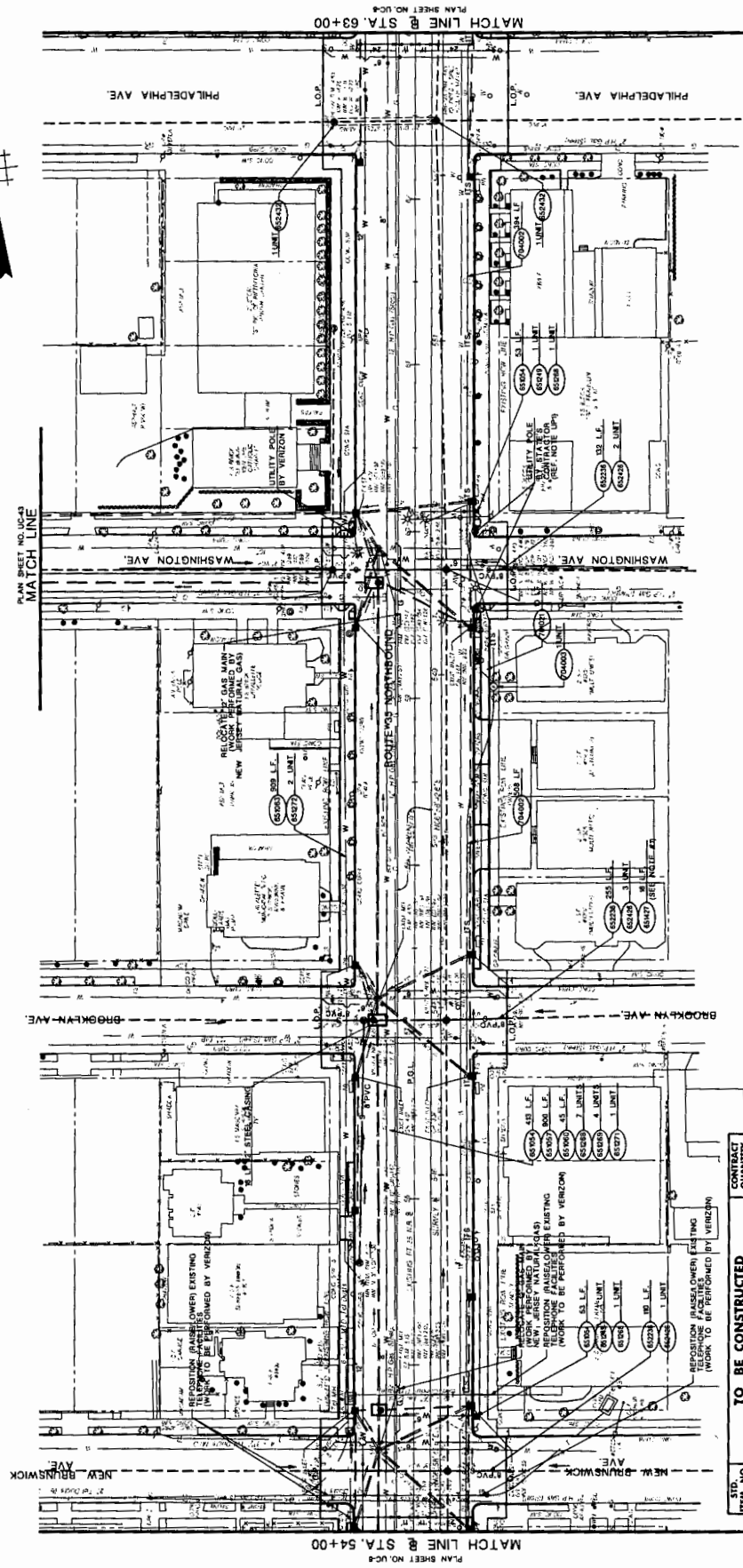
NEW JERSEY DEPARTMENT OF TRANSPORTATION
**UTILITY AND ITS
 CONSTRUCTION PLANS**
 ROUTE 35 CONTRACT NO. 004850321
 THE N.J. OFFICE
 COUNTY OF OCEAN
 BOROUGH OF LAVALLETTE
 PROJECT NO. 004850321
 DATE: 10/15/03
 PREPARED BY: J. J. ...
 CHECKED BY: ...
 APPROVED BY: ...

STATE FEDERAL PROJECT NO.
N.J. ER-104 (RM)

COUNTY OF OCEAN

30' 0" 0' 30' 0'

BOROUGH OF LAVALLETTE



SCALE
1" = 100'

NEW JERSEY DEPARTMENT OF TRANSPORTATION
**UTILITY AND ITS
CONSTRUCTION PLANS**
ROUTE 35 CONTRACT NO. 004960321
DATE: 11/15/10
SCALE: 1" = 100'
BY: J. M. HANCOCK, PROFESSIONAL ENGINEER, LICENSE NO. JER00013396

ITEM NO.	DESCRIPTION	CONTRACT
63000	8" DUCTILE IRON WATER PIPE CLASS 52	500 L.F.
63001	8" DUCTILE IRON WATER PIPE CLASS 52	500 L.F.
63002	8" DUCTILE IRON WATER PIPE CLASS 52	500 L.F.
63003	RELOCATE PRE HYDRANT	2 UNIT
63004	8" VALVES AND BOXES	1 UNIT
63005	8" VALVES AND BOXES	1 UNIT
63006	8" VALVES AND BOXES	1 UNIT
63007	8" POLYETHYLENE GLASS FIBER REINFORCED SANDWICH PIPE	400 L.F.
63008	RELOCATED MANHOLE SANDWICH PIPE USING EXISTING CASTING	6 UNIT
63009	RELOCATED MANHOLE SANDWICH PIPE USING EXISTING CASTING	2 UNIT
63010	RELOCATED MANHOLE SANDWICH PIPE USING EXISTING CASTING	2 UNIT
75000	18" CONC. TYPE 'A' MODIFIED	200 L.F.
75001	MANHOLE	1 UNIT

NOTE:
1. SEE CONSTRUCTION DETAILS FOR SANDWICH STEEL CASING THROUGH MANHOLE.

MATCH LINE @ STA. 63+00
PLAN SHEET NO. UC-4

MATCH LINE @ STA. 54+00
PLAN SHEET NO. UC-3

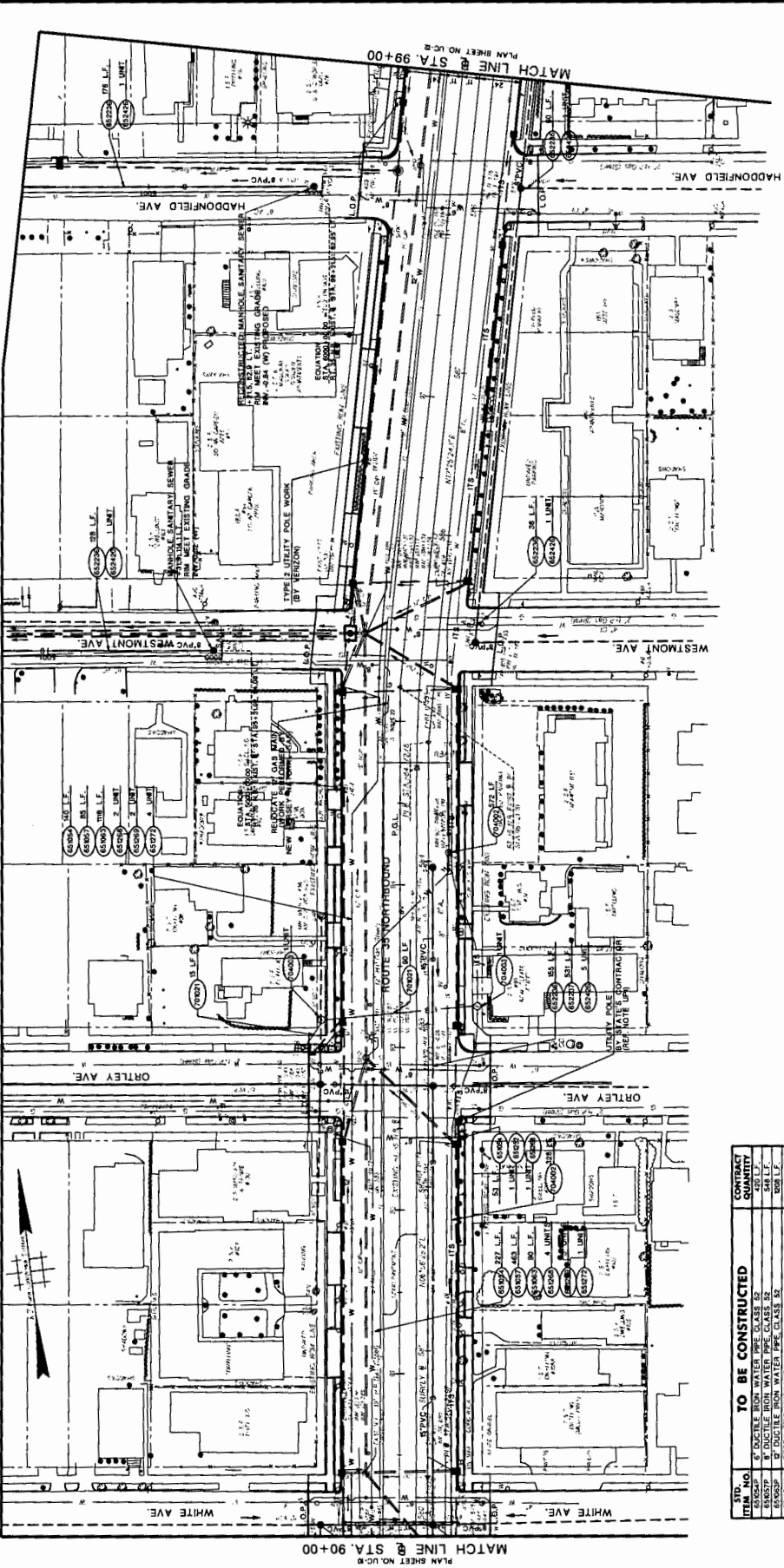
STATE FEDERAL PROJECT NO.
N.J. E87044 (RM)

COUNTY OF OCEAN

PLAN SHEET NO. UC-50
MATCH LINE

BOROUGH OF LAVALLETTE

PLAN SHEET NO. UC-50
MATCH LINE @ STA. 90+00



NEW JERSEY DEPARTMENT OF TRANSPORTATION
**UTILITY AND ITS
 CONSTRUCTION PLANS**
 ROUTE 35 CONTRACT NO. 004650321
 THE NEW GROUP
 CORPORATION OF ADMINISTRATION, INC. MOUNTAINTOP
 STATE ST. MOUNTAINTOP, PA.
 NEW JERSEY PROFESSIONAL ENGINEER LICENSE NO. 126828781

STD. ITEM NO.	TO BE CONSTRUCTED	CONTRACT QUANTITY
65052P	12" DUCTILE IRON WATER PIPE CLASS 52	541 L.F.
65053P	12" DUCTILE IRON WATER PIPE CLASS 52	541 L.F.
65054P	12" DUCTILE IRON WATER PIPE CLASS 52	541 L.F.
65055P	12" DUCTILE IRON WATER PIPE CLASS 52	541 L.F.
65056P	12" DUCTILE IRON WATER PIPE CLASS 52	541 L.F.
65057P	12" DUCTILE IRON WATER PIPE CLASS 52	541 L.F.
65058P	12" DUCTILE IRON WATER PIPE CLASS 52	541 L.F.
65059P	12" DUCTILE IRON WATER PIPE CLASS 52	541 L.F.
65060P	12" DUCTILE IRON WATER PIPE CLASS 52	541 L.F.
65061P	12" DUCTILE IRON WATER PIPE CLASS 52	541 L.F.
65062P	12" DUCTILE IRON WATER PIPE CLASS 52	541 L.F.
65063P	12" DUCTILE IRON WATER PIPE CLASS 52	541 L.F.
65064P	12" DUCTILE IRON WATER PIPE CLASS 52	541 L.F.
65065P	12" DUCTILE IRON WATER PIPE CLASS 52	541 L.F.
65066P	12" DUCTILE IRON WATER PIPE CLASS 52	541 L.F.
65067P	12" DUCTILE IRON WATER PIPE CLASS 52	541 L.F.
65068P	12" DUCTILE IRON WATER PIPE CLASS 52	541 L.F.
65069P	12" DUCTILE IRON WATER PIPE CLASS 52	541 L.F.
65070P	12" DUCTILE IRON WATER PIPE CLASS 52	541 L.F.
65071P	12" DUCTILE IRON WATER PIPE CLASS 52	541 L.F.
65072P	12" DUCTILE IRON WATER PIPE CLASS 52	541 L.F.
65073P	12" DUCTILE IRON WATER PIPE CLASS 52	541 L.F.
65074P	12" DUCTILE IRON WATER PIPE CLASS 52	541 L.F.
65075P	12" DUCTILE IRON WATER PIPE CLASS 52	541 L.F.
65076P	12" DUCTILE IRON WATER PIPE CLASS 52	541 L.F.
65077P	12" DUCTILE IRON WATER PIPE CLASS 52	541 L.F.
65078P	12" DUCTILE IRON WATER PIPE CLASS 52	541 L.F.
65079P	12" DUCTILE IRON WATER PIPE CLASS 52	541 L.F.
65080P	12" DUCTILE IRON WATER PIPE CLASS 52	541 L.F.
65081P	12" DUCTILE IRON WATER PIPE CLASS 52	541 L.F.
65082P	12" DUCTILE IRON WATER PIPE CLASS 52	541 L.F.
65083P	12" DUCTILE IRON WATER PIPE CLASS 52	541 L.F.
65084P	12" DUCTILE IRON WATER PIPE CLASS 52	541 L.F.
65085P	12" DUCTILE IRON WATER PIPE CLASS 52	541 L.F.
65086P	12" DUCTILE IRON WATER PIPE CLASS 52	541 L.F.
65087P	12" DUCTILE IRON WATER PIPE CLASS 52	541 L.F.
65088P	12" DUCTILE IRON WATER PIPE CLASS 52	541 L.F.
65089P	12" DUCTILE IRON WATER PIPE CLASS 52	541 L.F.
65090P	12" DUCTILE IRON WATER PIPE CLASS 52	541 L.F.
65091P	12" DUCTILE IRON WATER PIPE CLASS 52	541 L.F.
65092P	12" DUCTILE IRON WATER PIPE CLASS 52	541 L.F.
65093P	12" DUCTILE IRON WATER PIPE CLASS 52	541 L.F.
65094P	12" DUCTILE IRON WATER PIPE CLASS 52	541 L.F.
65095P	12" DUCTILE IRON WATER PIPE CLASS 52	541 L.F.
65096P	12" DUCTILE IRON WATER PIPE CLASS 52	541 L.F.
65097P	12" DUCTILE IRON WATER PIPE CLASS 52	541 L.F.
65098P	12" DUCTILE IRON WATER PIPE CLASS 52	541 L.F.
65099P	12" DUCTILE IRON WATER PIPE CLASS 52	541 L.F.
65100P	12" DUCTILE IRON WATER PIPE CLASS 52	541 L.F.

STATE FEDERAL PROJECT NO.
N.J. E1-7044 (94)

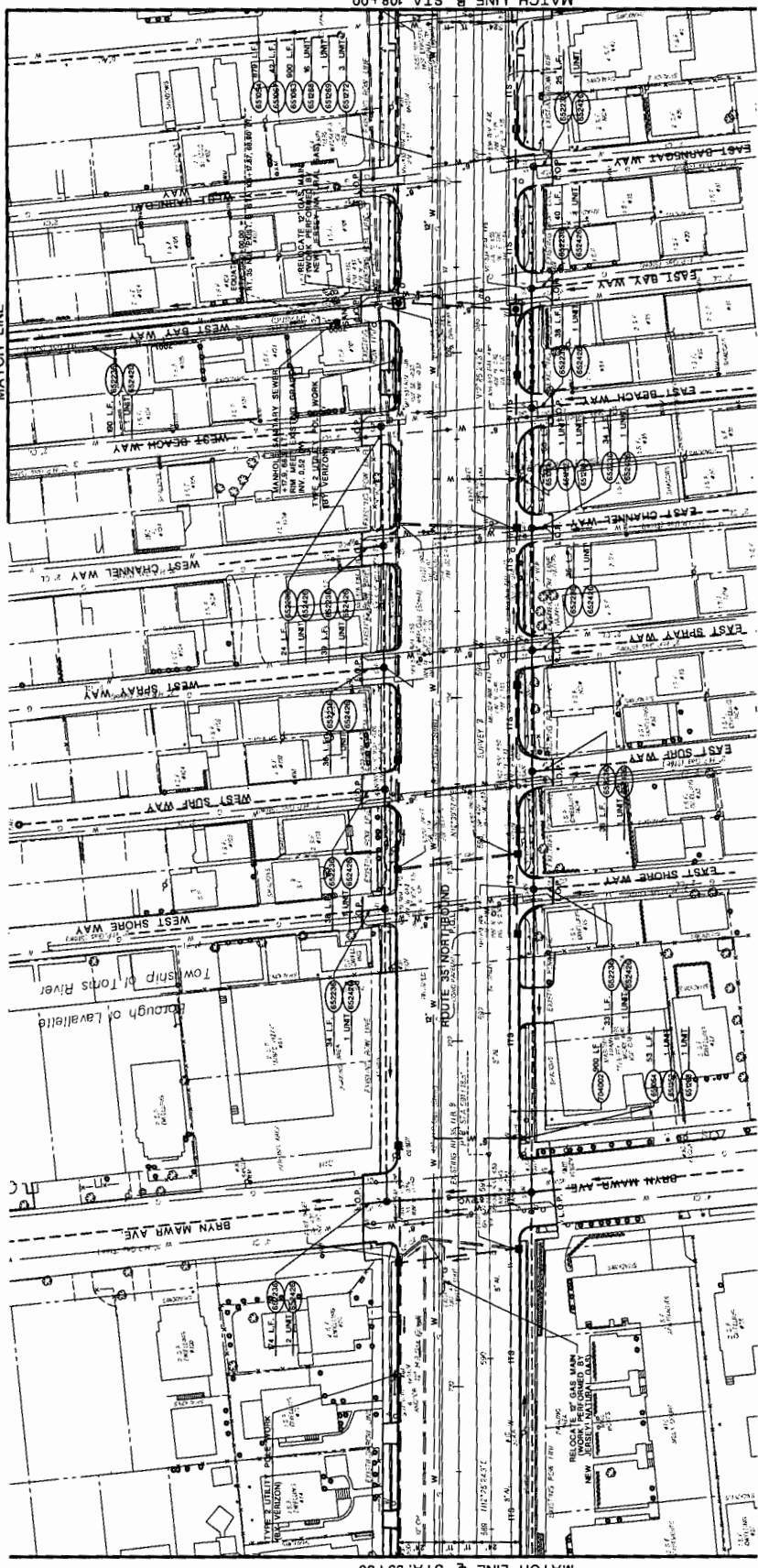


COUNTY OF OCEAN



BOROUGH OF LAVALLETTE & TOWNSHIP OF TOMS RIVER

PLAN SHEET NO. UC-3
MATCH LINE



PLAN SHEET NO. UC-3
MATCH LINE @ STA. 99+00

PLAN SHEET NO. UC-3
MATCH LINE @ STA. 108+00

ITEM NO.	DESCRIPTION	QUANTITY	CONTRACT NO.
62001P	6" DUCTILE IRON WATER PIPE CLASS 52	42 L.F.	NEW JERSEY DEPARTMENT OF TRANSPORTATION ROUTE 35 CONTRACT NO. 004950321
62002P	8" DUCTILE IRON WATER PIPE CLASS 52	800 L.F.	
62003P	12" DUCTILE IRON WATER PIPE CLASS 52	100 L.F.	
62004P	18" DUCTILE IRON WATER PIPE CLASS 52	100 L.F.	
62005P	24" DUCTILE IRON WATER PIPE CLASS 52	100 L.F.	
62006P	30" DUCTILE IRON WATER PIPE CLASS 52	100 L.F.	
62007P	36" DUCTILE IRON WATER PIPE CLASS 52	100 L.F.	
62008P	42" DUCTILE IRON WATER PIPE CLASS 52	100 L.F.	
62009P	48" DUCTILE IRON WATER PIPE CLASS 52	100 L.F.	
62010P	54" DUCTILE IRON WATER PIPE CLASS 52	100 L.F.	
62011P	60" DUCTILE IRON WATER PIPE CLASS 52	100 L.F.	
62012P	66" DUCTILE IRON WATER PIPE CLASS 52	100 L.F.	
62013P	72" DUCTILE IRON WATER PIPE CLASS 52	100 L.F.	
62014P	78" DUCTILE IRON WATER PIPE CLASS 52	100 L.F.	
62015P	84" DUCTILE IRON WATER PIPE CLASS 52	100 L.F.	

NEW JERSEY DEPARTMENT OF TRANSPORTATION
ROUTE 35 CONTRACT NO. 004950321

UTILITY AND ITS
CONSTRUCTION PLANS

DATE: 04/15/04
DRAWN BY: J. HANCOCK
CHECKED BY: J. HANCOCK
DESIGNED BY: J. HANCOCK
SUPERVISOR: J. HANCOCK

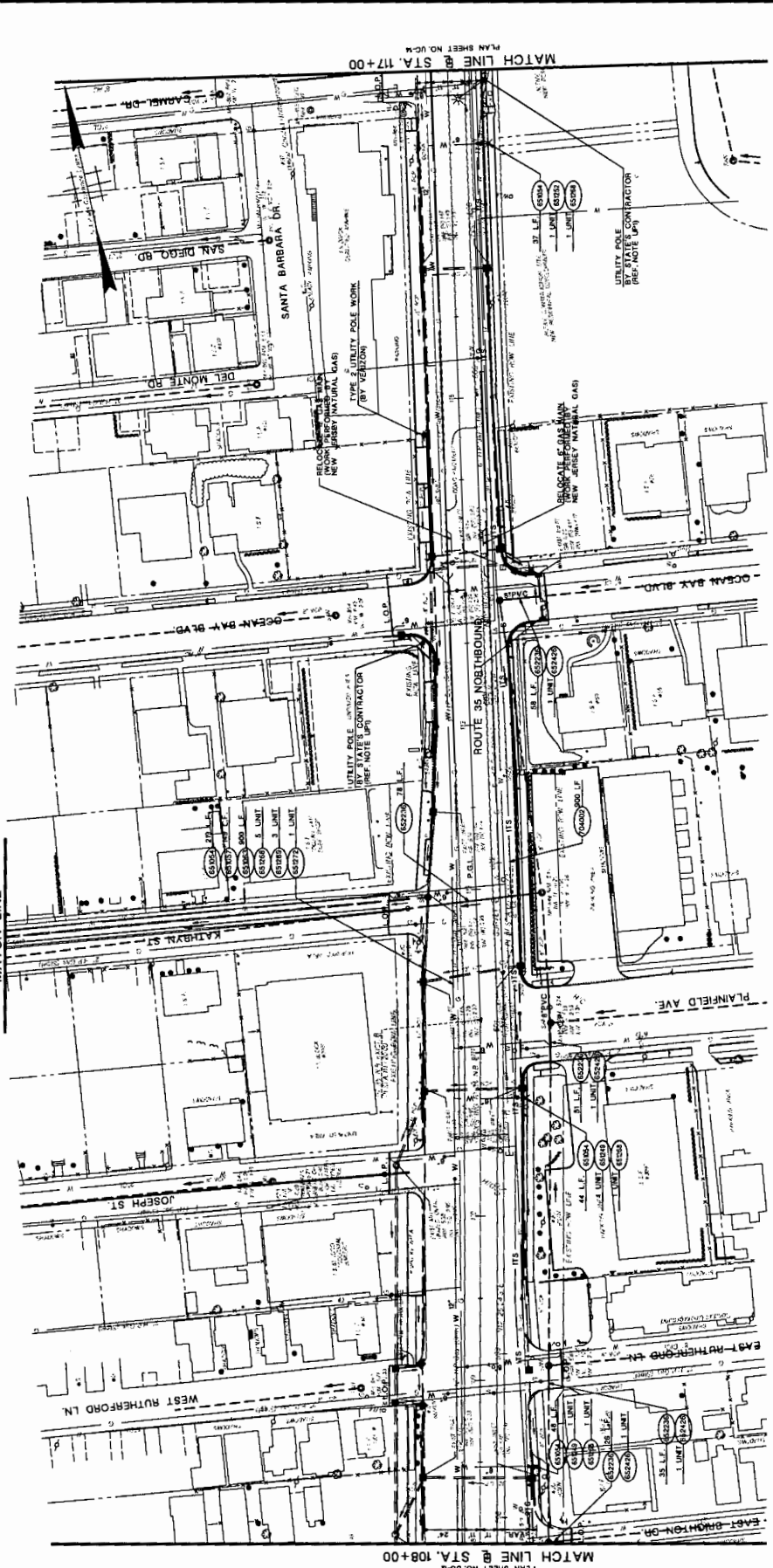
STATE FEDERAL PROJECT NO.
NJ 42 67024 (04)

COUNTY OF OCEAN

TOWNSHIP OF TOMS RIVER



PLAN SHEET NO. UC-52
MATCH LINE



MATCH LINE @ STA. 108+00
PLAN SHEET NO. UC-2

MATCH LINE @ STA. 117+00
PLAN SHEET NO. UC-4

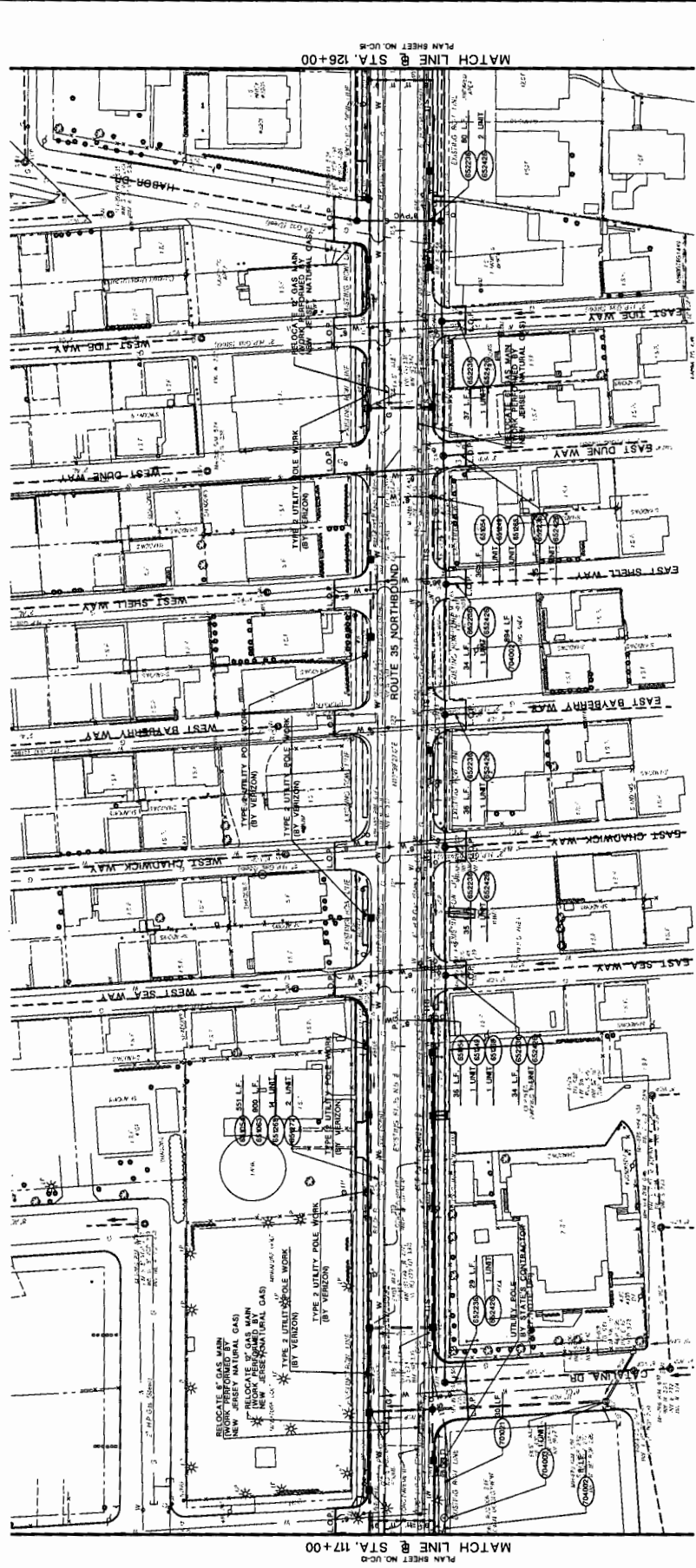
ITEM NO.	DESCRIPTION	TO BE CONSTRUCTED	CONTRACT QUANTITY
62000	4" CASTLE IRON WATER MAIN CLASS 52	4" CASTLE IRON WATER MAIN CLASS 52	141 L.F.
62001	8" CASTLE IRON WATER MAIN CLASS 52	8" CASTLE IRON WATER MAIN CLASS 52	800 L.F.
62002	12" CASTLE IRON WATER MAIN CLASS 52	12" CASTLE IRON WATER MAIN CLASS 52	100 L.F.
62003	18" CASTLE IRON WATER MAIN CLASS 52	18" CASTLE IRON WATER MAIN CLASS 52	100 L.F.
62004	24" CASTLE IRON WATER MAIN CLASS 52	24" CASTLE IRON WATER MAIN CLASS 52	100 L.F.
62005	30" CASTLE IRON WATER MAIN CLASS 52	30" CASTLE IRON WATER MAIN CLASS 52	100 L.F.
62006	36" CASTLE IRON WATER MAIN CLASS 52	36" CASTLE IRON WATER MAIN CLASS 52	100 L.F.
62007	42" CASTLE IRON WATER MAIN CLASS 52	42" CASTLE IRON WATER MAIN CLASS 52	100 L.F.
62008	48" CASTLE IRON WATER MAIN CLASS 52	48" CASTLE IRON WATER MAIN CLASS 52	100 L.F.
62009	54" CASTLE IRON WATER MAIN CLASS 52	54" CASTLE IRON WATER MAIN CLASS 52	100 L.F.
62010	60" CASTLE IRON WATER MAIN CLASS 52	60" CASTLE IRON WATER MAIN CLASS 52	100 L.F.
62011	66" CASTLE IRON WATER MAIN CLASS 52	66" CASTLE IRON WATER MAIN CLASS 52	100 L.F.
62012	72" CASTLE IRON WATER MAIN CLASS 52	72" CASTLE IRON WATER MAIN CLASS 52	100 L.F.
62013	78" CASTLE IRON WATER MAIN CLASS 52	78" CASTLE IRON WATER MAIN CLASS 52	100 L.F.
62014	84" CASTLE IRON WATER MAIN CLASS 52	84" CASTLE IRON WATER MAIN CLASS 52	100 L.F.
62015	90" CASTLE IRON WATER MAIN CLASS 52	90" CASTLE IRON WATER MAIN CLASS 52	100 L.F.
62016	96" CASTLE IRON WATER MAIN CLASS 52	96" CASTLE IRON WATER MAIN CLASS 52	100 L.F.
62017	102" CASTLE IRON WATER MAIN CLASS 52	102" CASTLE IRON WATER MAIN CLASS 52	100 L.F.
62018	108" CASTLE IRON WATER MAIN CLASS 52	108" CASTLE IRON WATER MAIN CLASS 52	100 L.F.
62019	114" CASTLE IRON WATER MAIN CLASS 52	114" CASTLE IRON WATER MAIN CLASS 52	100 L.F.
62020	120" CASTLE IRON WATER MAIN CLASS 52	120" CASTLE IRON WATER MAIN CLASS 52	100 L.F.
62021	126" CASTLE IRON WATER MAIN CLASS 52	126" CASTLE IRON WATER MAIN CLASS 52	100 L.F.
62022	132" CASTLE IRON WATER MAIN CLASS 52	132" CASTLE IRON WATER MAIN CLASS 52	100 L.F.
62023	138" CASTLE IRON WATER MAIN CLASS 52	138" CASTLE IRON WATER MAIN CLASS 52	100 L.F.
62024	144" CASTLE IRON WATER MAIN CLASS 52	144" CASTLE IRON WATER MAIN CLASS 52	100 L.F.
62025	150" CASTLE IRON WATER MAIN CLASS 52	150" CASTLE IRON WATER MAIN CLASS 52	100 L.F.
62026	156" CASTLE IRON WATER MAIN CLASS 52	156" CASTLE IRON WATER MAIN CLASS 52	100 L.F.
62027	162" CASTLE IRON WATER MAIN CLASS 52	162" CASTLE IRON WATER MAIN CLASS 52	100 L.F.
62028	168" CASTLE IRON WATER MAIN CLASS 52	168" CASTLE IRON WATER MAIN CLASS 52	100 L.F.
62029	174" CASTLE IRON WATER MAIN CLASS 52	174" CASTLE IRON WATER MAIN CLASS 52	100 L.F.
62030	180" CASTLE IRON WATER MAIN CLASS 52	180" CASTLE IRON WATER MAIN CLASS 52	100 L.F.
62031	186" CASTLE IRON WATER MAIN CLASS 52	186" CASTLE IRON WATER MAIN CLASS 52	100 L.F.
62032	192" CASTLE IRON WATER MAIN CLASS 52	192" CASTLE IRON WATER MAIN CLASS 52	100 L.F.
62033	198" CASTLE IRON WATER MAIN CLASS 52	198" CASTLE IRON WATER MAIN CLASS 52	100 L.F.
62034	204" CASTLE IRON WATER MAIN CLASS 52	204" CASTLE IRON WATER MAIN CLASS 52	100 L.F.
62035	210" CASTLE IRON WATER MAIN CLASS 52	210" CASTLE IRON WATER MAIN CLASS 52	100 L.F.
62036	216" CASTLE IRON WATER MAIN CLASS 52	216" CASTLE IRON WATER MAIN CLASS 52	100 L.F.
62037	222" CASTLE IRON WATER MAIN CLASS 52	222" CASTLE IRON WATER MAIN CLASS 52	100 L.F.
62038	228" CASTLE IRON WATER MAIN CLASS 52	228" CASTLE IRON WATER MAIN CLASS 52	100 L.F.
62039	234" CASTLE IRON WATER MAIN CLASS 52	234" CASTLE IRON WATER MAIN CLASS 52	100 L.F.
62040	240" CASTLE IRON WATER MAIN CLASS 52	240" CASTLE IRON WATER MAIN CLASS 52	100 L.F.
62041	246" CASTLE IRON WATER MAIN CLASS 52	246" CASTLE IRON WATER MAIN CLASS 52	100 L.F.
62042	252" CASTLE IRON WATER MAIN CLASS 52	252" CASTLE IRON WATER MAIN CLASS 52	100 L.F.
62043	258" CASTLE IRON WATER MAIN CLASS 52	258" CASTLE IRON WATER MAIN CLASS 52	100 L.F.
62044	264" CASTLE IRON WATER MAIN CLASS 52	264" CASTLE IRON WATER MAIN CLASS 52	100 L.F.
62045	270" CASTLE IRON WATER MAIN CLASS 52	270" CASTLE IRON WATER MAIN CLASS 52	100 L.F.
62046	276" CASTLE IRON WATER MAIN CLASS 52	276" CASTLE IRON WATER MAIN CLASS 52	100 L.F.
62047	282" CASTLE IRON WATER MAIN CLASS 52	282" CASTLE IRON WATER MAIN CLASS 52	100 L.F.
62048	288" CASTLE IRON WATER MAIN CLASS 52	288" CASTLE IRON WATER MAIN CLASS 52	100 L.F.
62049	294" CASTLE IRON WATER MAIN CLASS 52	294" CASTLE IRON WATER MAIN CLASS 52	100 L.F.
62050	300" CASTLE IRON WATER MAIN CLASS 52	300" CASTLE IRON WATER MAIN CLASS 52	100 L.F.

NEW JERSEY DEPARTMENT OF TRANSPORTATION
UTILITY AND ITS CONSTRUCTION PLANS
 ROUTE 35 CONTRACT NO. 004950321
 THE FIRM GROUP: [Signature]
 APPROVED BY AUTHORITY: [Signature]
 DATE: [Date]
 TITLE: [Title]
 PROJECT: [Project Name]

STATE FEDERAL PROJECT NO.
NJL ER-7044 (B4)

COUNTY OF OCEAN

TOWNSHIP OF TOMS RIVER



MATCH LINE @ STA. 126+00

MATCH LINE @ STA. 117+00

NEW JERSEY DEPARTMENT OF TRANSPORTATION

UTILITY AND ITS
CONSTRUCTION PLANS

ROUTE 35 CONTRACT NO. 004950321

THE N.J.A. GROUP
APPROVED BY AUTHORITY OF N.J. DEPARTMENT OF TRANSPORTATION
DATE: 7/18/05
BY: [Signature]

ITEM NO.	TO BE CONSTRUCTED	CONTRACT QUANTITY
620000	1" DUCTILE IRON WATER SERVICE CLASS 50	800 L.F.
620001	1" DUCTILE IRON WATER PIPE CLASS 50	2 UNIT
620002	RELOCATE FIRE HYDRANT	2 UNIT
620003	RELOCATE FIRE HYDRANT	2 UNIT
620004	RELOCATE FIRE HYDRANT	2 UNIT
620005	RELOCATE FIRE HYDRANT	2 UNIT
620006	RELOCATE FIRE HYDRANT	2 UNIT
620007	RELOCATE FIRE HYDRANT	2 UNIT
620008	RELOCATE FIRE HYDRANT	2 UNIT
620009	RELOCATE FIRE HYDRANT	2 UNIT
620010	RELOCATE FIRE HYDRANT	2 UNIT
620011	RELOCATE FIRE HYDRANT	2 UNIT
620012	RELOCATE FIRE HYDRANT	2 UNIT
620013	RELOCATE FIRE HYDRANT	2 UNIT
620014	RELOCATE FIRE HYDRANT	2 UNIT
620015	RELOCATE FIRE HYDRANT	2 UNIT
620016	RELOCATE FIRE HYDRANT	2 UNIT
620017	RELOCATE FIRE HYDRANT	2 UNIT
620018	RELOCATE FIRE HYDRANT	2 UNIT
620019	RELOCATE FIRE HYDRANT	2 UNIT
620020	RELOCATE FIRE HYDRANT	2 UNIT
620021	RELOCATE FIRE HYDRANT	2 UNIT
620022	RELOCATE FIRE HYDRANT	2 UNIT
620023	RELOCATE FIRE HYDRANT	2 UNIT
620024	RELOCATE FIRE HYDRANT	2 UNIT
620025	RELOCATE FIRE HYDRANT	2 UNIT
620026	RELOCATE FIRE HYDRANT	2 UNIT
620027	RELOCATE FIRE HYDRANT	2 UNIT
620028	RELOCATE FIRE HYDRANT	2 UNIT
620029	RELOCATE FIRE HYDRANT	2 UNIT
620030	RELOCATE FIRE HYDRANT	2 UNIT
620031	RELOCATE FIRE HYDRANT	2 UNIT
620032	RELOCATE FIRE HYDRANT	2 UNIT
620033	RELOCATE FIRE HYDRANT	2 UNIT
620034	RELOCATE FIRE HYDRANT	2 UNIT
620035	RELOCATE FIRE HYDRANT	2 UNIT
620036	RELOCATE FIRE HYDRANT	2 UNIT
620037	RELOCATE FIRE HYDRANT	2 UNIT
620038	RELOCATE FIRE HYDRANT	2 UNIT
620039	RELOCATE FIRE HYDRANT	2 UNIT
620040	RELOCATE FIRE HYDRANT	2 UNIT
620041	RELOCATE FIRE HYDRANT	2 UNIT
620042	RELOCATE FIRE HYDRANT	2 UNIT
620043	RELOCATE FIRE HYDRANT	2 UNIT
620044	RELOCATE FIRE HYDRANT	2 UNIT
620045	RELOCATE FIRE HYDRANT	2 UNIT
620046	RELOCATE FIRE HYDRANT	2 UNIT
620047	RELOCATE FIRE HYDRANT	2 UNIT
620048	RELOCATE FIRE HYDRANT	2 UNIT
620049	RELOCATE FIRE HYDRANT	2 UNIT
620050	RELOCATE FIRE HYDRANT	2 UNIT
620051	RELOCATE FIRE HYDRANT	2 UNIT
620052	RELOCATE FIRE HYDRANT	2 UNIT
620053	RELOCATE FIRE HYDRANT	2 UNIT
620054	RELOCATE FIRE HYDRANT	2 UNIT
620055	RELOCATE FIRE HYDRANT	2 UNIT
620056	RELOCATE FIRE HYDRANT	2 UNIT
620057	RELOCATE FIRE HYDRANT	2 UNIT
620058	RELOCATE FIRE HYDRANT	2 UNIT
620059	RELOCATE FIRE HYDRANT	2 UNIT
620060	RELOCATE FIRE HYDRANT	2 UNIT
620061	RELOCATE FIRE HYDRANT	2 UNIT
620062	RELOCATE FIRE HYDRANT	2 UNIT
620063	RELOCATE FIRE HYDRANT	2 UNIT
620064	RELOCATE FIRE HYDRANT	2 UNIT
620065	RELOCATE FIRE HYDRANT	2 UNIT
620066	RELOCATE FIRE HYDRANT	2 UNIT
620067	RELOCATE FIRE HYDRANT	2 UNIT
620068	RELOCATE FIRE HYDRANT	2 UNIT
620069	RELOCATE FIRE HYDRANT	2 UNIT
620070	RELOCATE FIRE HYDRANT	2 UNIT
620071	RELOCATE FIRE HYDRANT	2 UNIT
620072	RELOCATE FIRE HYDRANT	2 UNIT
620073	RELOCATE FIRE HYDRANT	2 UNIT
620074	RELOCATE FIRE HYDRANT	2 UNIT
620075	RELOCATE FIRE HYDRANT	2 UNIT
620076	RELOCATE FIRE HYDRANT	2 UNIT
620077	RELOCATE FIRE HYDRANT	2 UNIT
620078	RELOCATE FIRE HYDRANT	2 UNIT
620079	RELOCATE FIRE HYDRANT	2 UNIT
620080	RELOCATE FIRE HYDRANT	2 UNIT
620081	RELOCATE FIRE HYDRANT	2 UNIT
620082	RELOCATE FIRE HYDRANT	2 UNIT
620083	RELOCATE FIRE HYDRANT	2 UNIT
620084	RELOCATE FIRE HYDRANT	2 UNIT
620085	RELOCATE FIRE HYDRANT	2 UNIT
620086	RELOCATE FIRE HYDRANT	2 UNIT
620087	RELOCATE FIRE HYDRANT	2 UNIT
620088	RELOCATE FIRE HYDRANT	2 UNIT
620089	RELOCATE FIRE HYDRANT	2 UNIT
620090	RELOCATE FIRE HYDRANT	2 UNIT
620091	RELOCATE FIRE HYDRANT	2 UNIT
620092	RELOCATE FIRE HYDRANT	2 UNIT
620093	RELOCATE FIRE HYDRANT	2 UNIT
620094	RELOCATE FIRE HYDRANT	2 UNIT
620095	RELOCATE FIRE HYDRANT	2 UNIT
620096	RELOCATE FIRE HYDRANT	2 UNIT
620097	RELOCATE FIRE HYDRANT	2 UNIT
620098	RELOCATE FIRE HYDRANT	2 UNIT
620099	RELOCATE FIRE HYDRANT	2 UNIT
620100	RELOCATE FIRE HYDRANT	2 UNIT

PLAN SHEET NO. UC-5

PLAN SHEET NO. UC-6

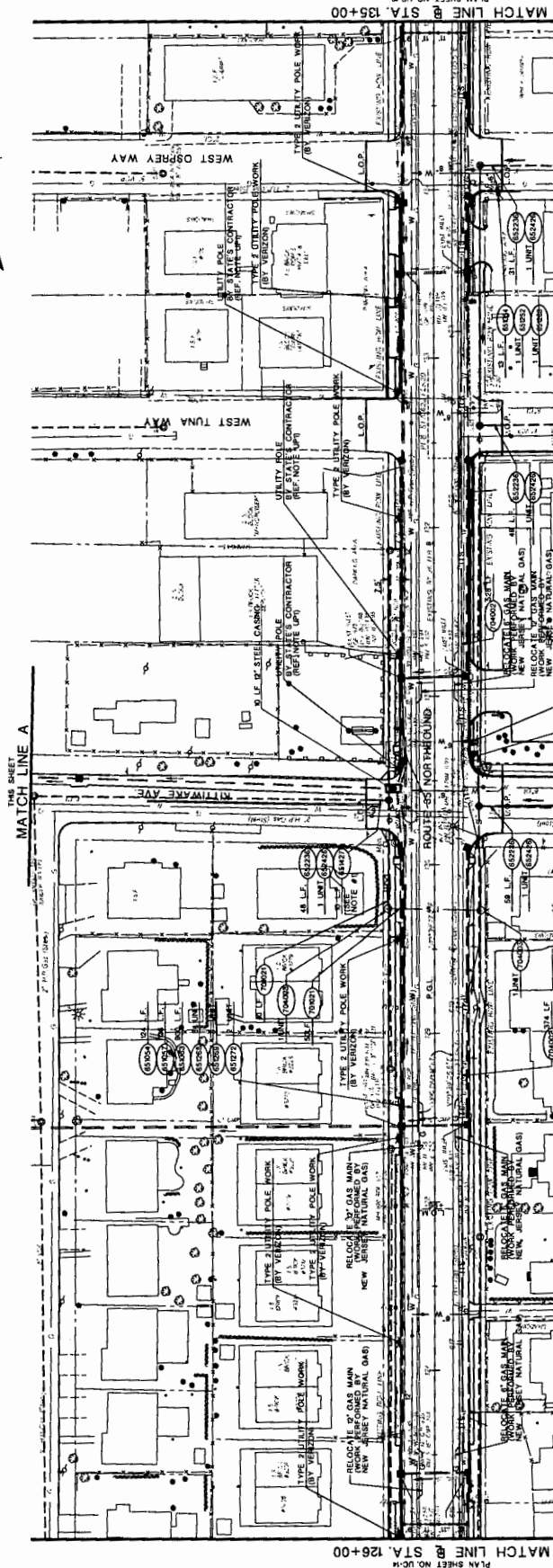
STATE FEDERAL PROJECT NO.
N.J. EIT 7044 (104)

COUNTY OF OCEAN

TOWNSHIP OF TOMS RIVER



MATCH LINE A



MATCH LINE B STA. 126+00
PLAN SHEET NO. UC-4

MATCH LINE A STA. 135+00
PLAN SHEET NO. UC-3

ITEM NO.	DESCRIPTION	CONTRACT QUANTITY
65050P	6" DUCTILE IRON WATER PIPE CLASS 52	175 L.F.
65050S	6" DUCTILE IRON WATER PIPE CLASS 52	800 L.F.
65050M	RELOCATE FIRE HYDRANT	1 UNIT
65050R	RELOCATE FIRE HYDRANT	1 UNIT
65050A	8" VALVES AND BOXES	8 UNIT
65050B	8" VALVES AND BOXES	4 UNIT
65050C	8" VALVES AND BOXES	2 UNIT
65050D	8" VALVES AND BOXES	2 UNIT
65050E	RECONSTRUCT MANHOLE SANITARY SEWER USING EXISTING CASTING	4 UNIT
65050F	RECONSTRUCT MANHOLE SANITARY SEWER USING EXISTING CASTING	4 UNIT
65050G	RECONSTRUCT MANHOLE SANITARY SEWER USING EXISTING CASTING	4 UNIT
65050H	RECONSTRUCT MANHOLE SANITARY SEWER USING EXISTING CASTING	4 UNIT
65050I	RECONSTRUCT MANHOLE SANITARY SEWER USING EXISTING CASTING	4 UNIT
65050J	RECONSTRUCT MANHOLE SANITARY SEWER USING EXISTING CASTING	4 UNIT
65050K	RECONSTRUCT MANHOLE SANITARY SEWER USING EXISTING CASTING	4 UNIT
65050L	RECONSTRUCT MANHOLE SANITARY SEWER USING EXISTING CASTING	4 UNIT
65050M	RECONSTRUCT MANHOLE SANITARY SEWER USING EXISTING CASTING	4 UNIT
65050N	RECONSTRUCT MANHOLE SANITARY SEWER USING EXISTING CASTING	4 UNIT
65050O	RECONSTRUCT MANHOLE SANITARY SEWER USING EXISTING CASTING	4 UNIT
65050P	RECONSTRUCT MANHOLE SANITARY SEWER USING EXISTING CASTING	4 UNIT
65050Q	RECONSTRUCT MANHOLE SANITARY SEWER USING EXISTING CASTING	4 UNIT
65050R	RECONSTRUCT MANHOLE SANITARY SEWER USING EXISTING CASTING	4 UNIT
65050S	RECONSTRUCT MANHOLE SANITARY SEWER USING EXISTING CASTING	4 UNIT
65050T	RECONSTRUCT MANHOLE SANITARY SEWER USING EXISTING CASTING	4 UNIT
65050U	RECONSTRUCT MANHOLE SANITARY SEWER USING EXISTING CASTING	4 UNIT
65050V	RECONSTRUCT MANHOLE SANITARY SEWER USING EXISTING CASTING	4 UNIT
65050W	RECONSTRUCT MANHOLE SANITARY SEWER USING EXISTING CASTING	4 UNIT
65050X	RECONSTRUCT MANHOLE SANITARY SEWER USING EXISTING CASTING	4 UNIT
65050Y	RECONSTRUCT MANHOLE SANITARY SEWER USING EXISTING CASTING	4 UNIT
65050Z	RECONSTRUCT MANHOLE SANITARY SEWER USING EXISTING CASTING	4 UNIT

NOTE:
1. SEE CONSTRUCTION DETAILS FOR SANITARY STEEL CASINO THROUGH MANHOLE.

NEW JERSEY DEPARTMENT OF TRANSPORTATION

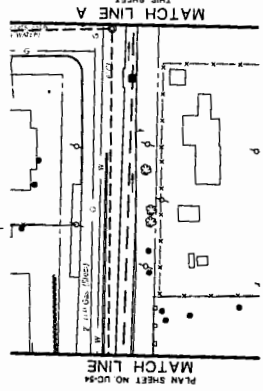
UTILITY AND ITS CONSTRUCTION PLANS

ROUTE 35 CONTRACT NO. 004950321

THE B&L GROUP
CONTRACTOR

STATE OF NEW JERSEY
DEPARTMENT OF TRANSPORTATION
CONTRACT NO. 004950321

DATE: 11/15/2017
SCALE: AS SHOWN



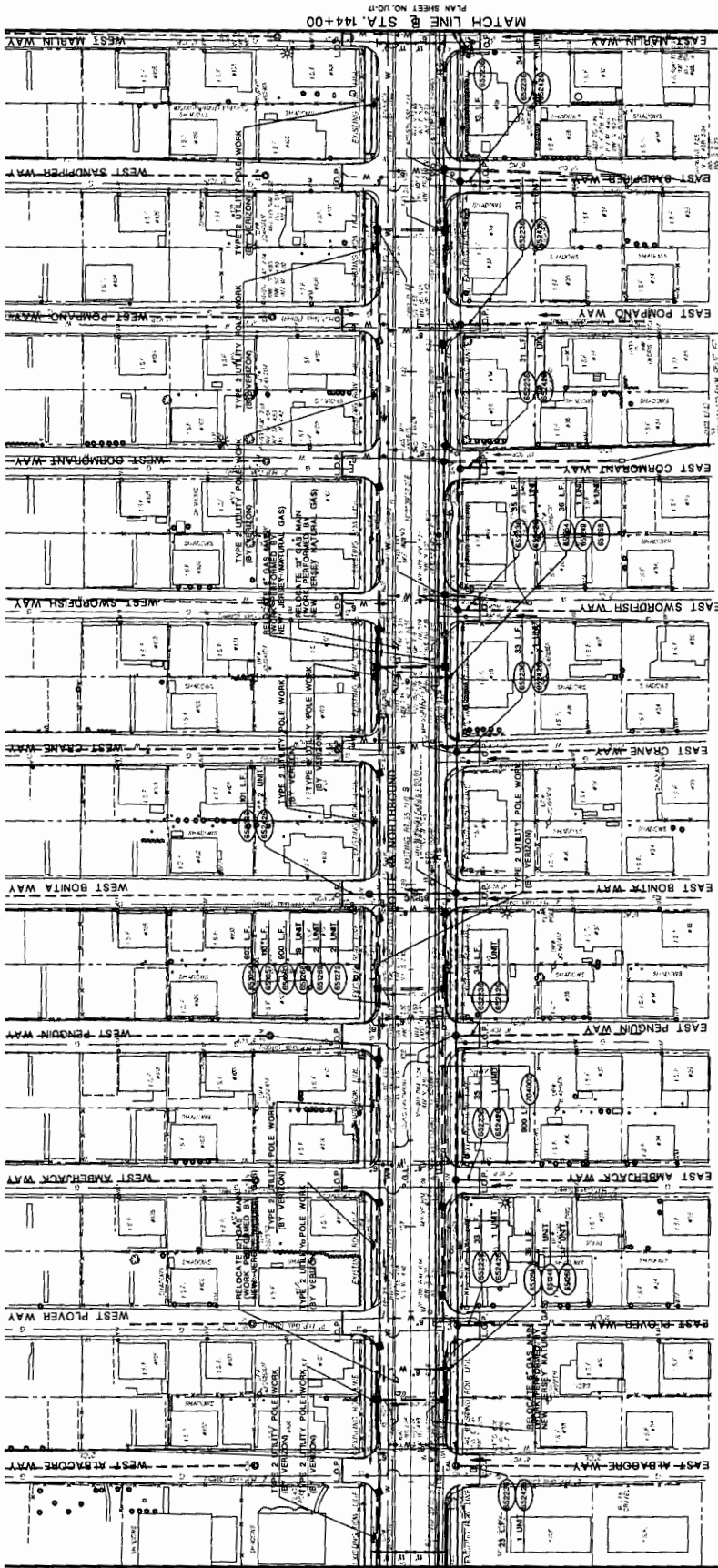
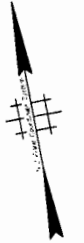
MATCH LINE A
THIS SHEET

MATCH LINE B
PLAN SHEET NO. UC-4

STATE FEDERAL PROJECT NO.
N.J. ER-7044 (04)

COUNTY OF OCEAN

TOWNSHIP OF TOMS RIVER



MATCH LINE @ STA. 144+00
PLAN SHEET NO. UC-7

MATCH LINE @ STA. 135+00
PLAN SHEET NO. UC-6

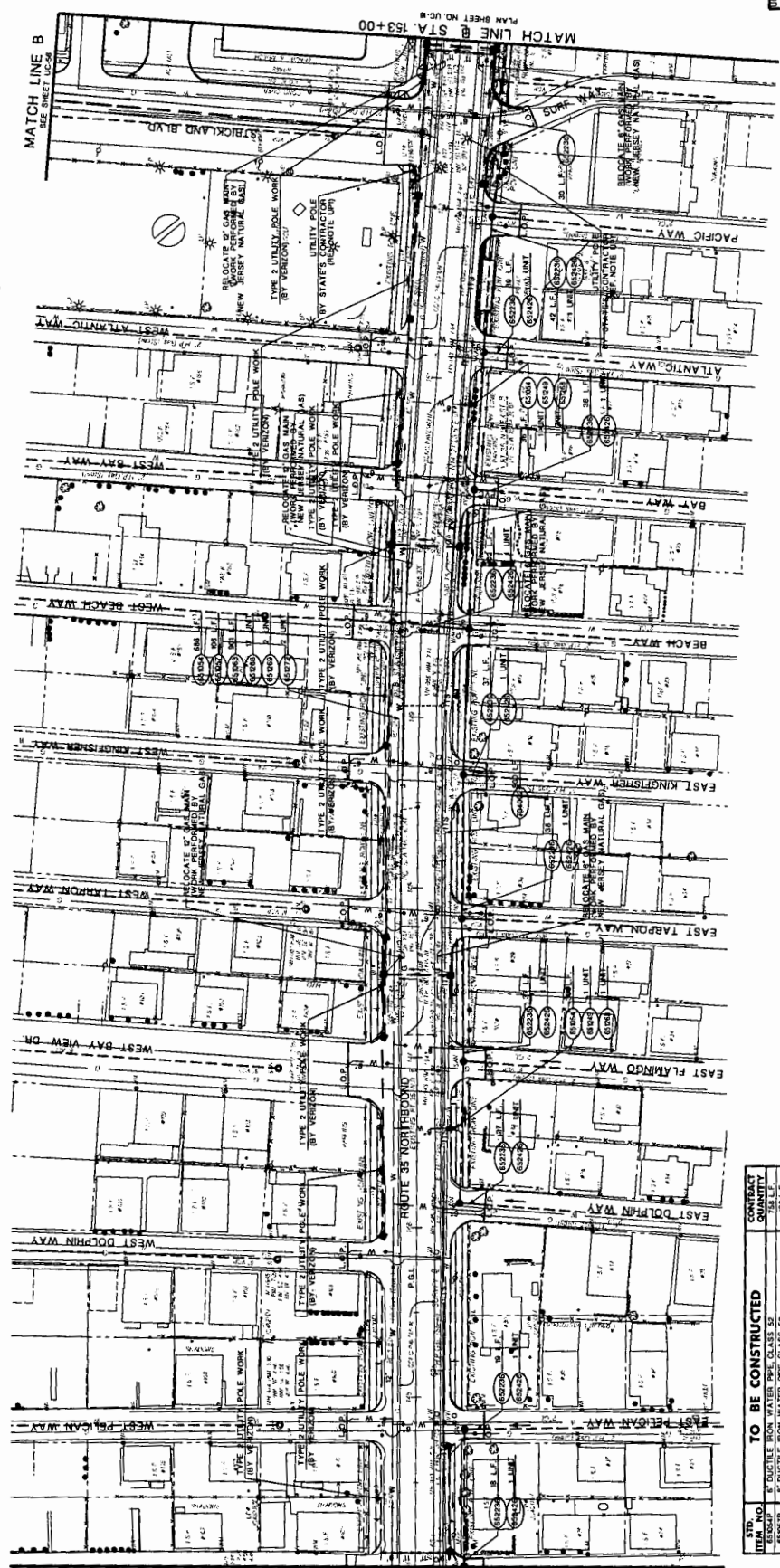
STD. ITEM NO.	TO BE CONSTRUCTED	CONTRACT QUANTITY
85000	CONDUIT, 2" DIA.	100 L.F.
85001	CONDUIT, 3" DIA.	100 L.F.
85002	CONDUIT, 4" DIA.	100 L.F.
85003	DUCTILE IRON WATER PIPE, CLASS 50	100 L.F.
85004	DUCTILE IRON WATER PIPE, CLASS 50	100 L.F.
85005	DUCTILE IRON WATER PIPE, CLASS 50	100 L.F.
85006	DUCTILE IRON WATER PIPE, CLASS 50	100 L.F.
85007	DUCTILE IRON WATER PIPE, CLASS 50	100 L.F.
85008	DUCTILE IRON WATER PIPE, CLASS 50	100 L.F.
85009	DUCTILE IRON WATER PIPE, CLASS 50	100 L.F.
85010	DUCTILE IRON WATER PIPE, CLASS 50	100 L.F.
85011	DUCTILE IRON WATER PIPE, CLASS 50	100 L.F.
85012	DUCTILE IRON WATER PIPE, CLASS 50	100 L.F.
85013	DUCTILE IRON WATER PIPE, CLASS 50	100 L.F.
85014	DUCTILE IRON WATER PIPE, CLASS 50	100 L.F.
85015	DUCTILE IRON WATER PIPE, CLASS 50	100 L.F.
85016	DUCTILE IRON WATER PIPE, CLASS 50	100 L.F.
85017	DUCTILE IRON WATER PIPE, CLASS 50	100 L.F.
85018	DUCTILE IRON WATER PIPE, CLASS 50	100 L.F.
85019	DUCTILE IRON WATER PIPE, CLASS 50	100 L.F.
85020	DUCTILE IRON WATER PIPE, CLASS 50	100 L.F.
85021	DUCTILE IRON WATER PIPE, CLASS 50	100 L.F.
85022	DUCTILE IRON WATER PIPE, CLASS 50	100 L.F.
85023	DUCTILE IRON WATER PIPE, CLASS 50	100 L.F.
85024	DUCTILE IRON WATER PIPE, CLASS 50	100 L.F.
85025	DUCTILE IRON WATER PIPE, CLASS 50	100 L.F.
85026	DUCTILE IRON WATER PIPE, CLASS 50	100 L.F.
85027	DUCTILE IRON WATER PIPE, CLASS 50	100 L.F.
85028	DUCTILE IRON WATER PIPE, CLASS 50	100 L.F.
85029	DUCTILE IRON WATER PIPE, CLASS 50	100 L.F.
85030	DUCTILE IRON WATER PIPE, CLASS 50	100 L.F.
85031	DUCTILE IRON WATER PIPE, CLASS 50	100 L.F.
85032	DUCTILE IRON WATER PIPE, CLASS 50	100 L.F.
85033	DUCTILE IRON WATER PIPE, CLASS 50	100 L.F.
85034	DUCTILE IRON WATER PIPE, CLASS 50	100 L.F.
85035	DUCTILE IRON WATER PIPE, CLASS 50	100 L.F.
85036	DUCTILE IRON WATER PIPE, CLASS 50	100 L.F.
85037	DUCTILE IRON WATER PIPE, CLASS 50	100 L.F.
85038	DUCTILE IRON WATER PIPE, CLASS 50	100 L.F.
85039	DUCTILE IRON WATER PIPE, CLASS 50	100 L.F.
85040	DUCTILE IRON WATER PIPE, CLASS 50	100 L.F.
85041	DUCTILE IRON WATER PIPE, CLASS 50	100 L.F.
85042	DUCTILE IRON WATER PIPE, CLASS 50	100 L.F.
85043	DUCTILE IRON WATER PIPE, CLASS 50	100 L.F.
85044	DUCTILE IRON WATER PIPE, CLASS 50	100 L.F.
85045	DUCTILE IRON WATER PIPE, CLASS 50	100 L.F.
85046	DUCTILE IRON WATER PIPE, CLASS 50	100 L.F.
85047	DUCTILE IRON WATER PIPE, CLASS 50	100 L.F.
85048	DUCTILE IRON WATER PIPE, CLASS 50	100 L.F.
85049	DUCTILE IRON WATER PIPE, CLASS 50	100 L.F.
85050	DUCTILE IRON WATER PIPE, CLASS 50	100 L.F.

NEW JERSEY DEPARTMENT OF TRANSPORTATION
UTILITY AND ITS CONSTRUCTION PLANS
 ROUTE 35 CONTRACT NO. 004850321
 THE HILL GROUP
 CONTRACTOR'S ATTENTION: SEE PLANS FOR NOTES
 NEW JERSEY PROFESSIONAL ENGINEER LICENSE NO. 126200002

STATE FEDERAL PROJECT NO.
N.J. 68-0401 (60)

COUNTY OF OCEAN

TOWNSHIP OF TOMS RIVER



ITEM NO.	DESCRIPTION	TO BE CONSTRUCTED	CONTRACT QUANTITY
825001	8" DUCTILE IRON WATER PIPE CLASS 52	1000 L.F.	1000 L.F.
825002	8" DUCTILE IRON WATER PIPE CLASS 52	500 L.F.	500 L.F.
825003	8" VALVES AND BOXES	10 UNITS	10 UNITS
825004	8" POLYETHYLENE GLASS FIBER REINFORCED PLASTIC (FRP) CONDUIT	2 UNITS	2 UNITS
825005	8" POLYETHYLENE GLASS FIBER REINFORCED PLASTIC (FRP) CONDUIT TYPE "A", MODIFIED	45 UNITS	45 UNITS
825006	RECONSTRUCTED MANHOLE LAMINATE SINKING USING EXISTING CASTING	10 UNITS	10 UNITS
825007	8" POLYETHYLENE GLASS FIBER REINFORCED PLASTIC (FRP) CONDUIT TYPE "A", MODIFIED	900 L.F.	900 L.F.

NEW JERSEY DEPARTMENT OF TRANSPORTATION

UTILITY AND ITS CONSTRUCTION PLANS

ROUTE 35 CONTRACT NO. 004950321

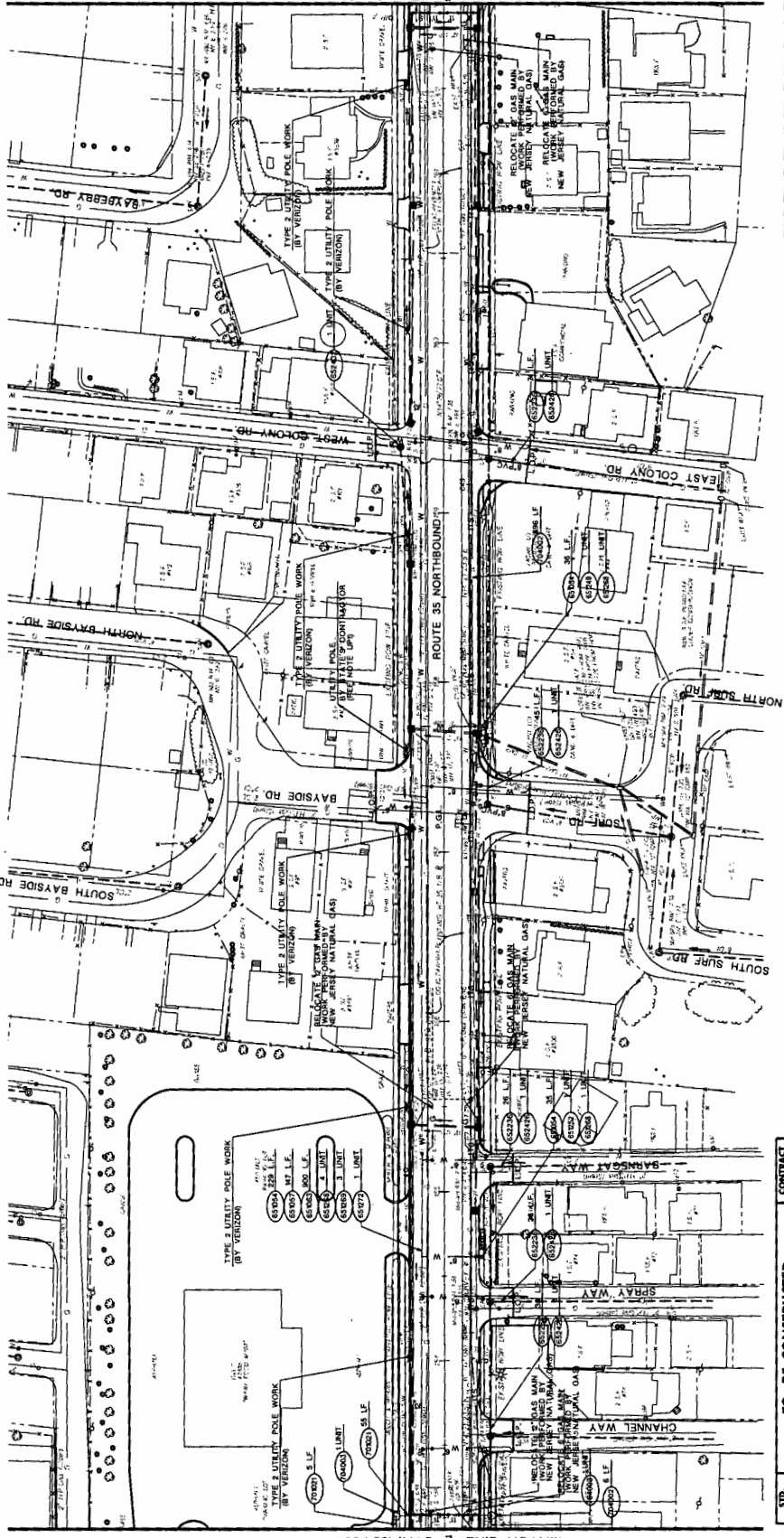
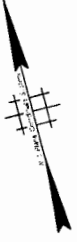
THE N.J.A. GROUP
 CORPORATION OF PROFESSIONAL ENGINEERS AND ARCHITECTS
 1000 ROUTE 100
 SUITE 100
 NEW JERSEY PROFESSIONAL ENGINEER LICENSE NO. 108787000

STATE FEDERAL PROJECT NO.
N.J. ER-104 (20)

COUNTY OF OCEAN

TOWNSHIP OF TOMS RIVER

1" = 20' 0" 0" 20' 0"



MATCH LINE @ STA. 153+00

MATCH LINE @ STA. 162+00

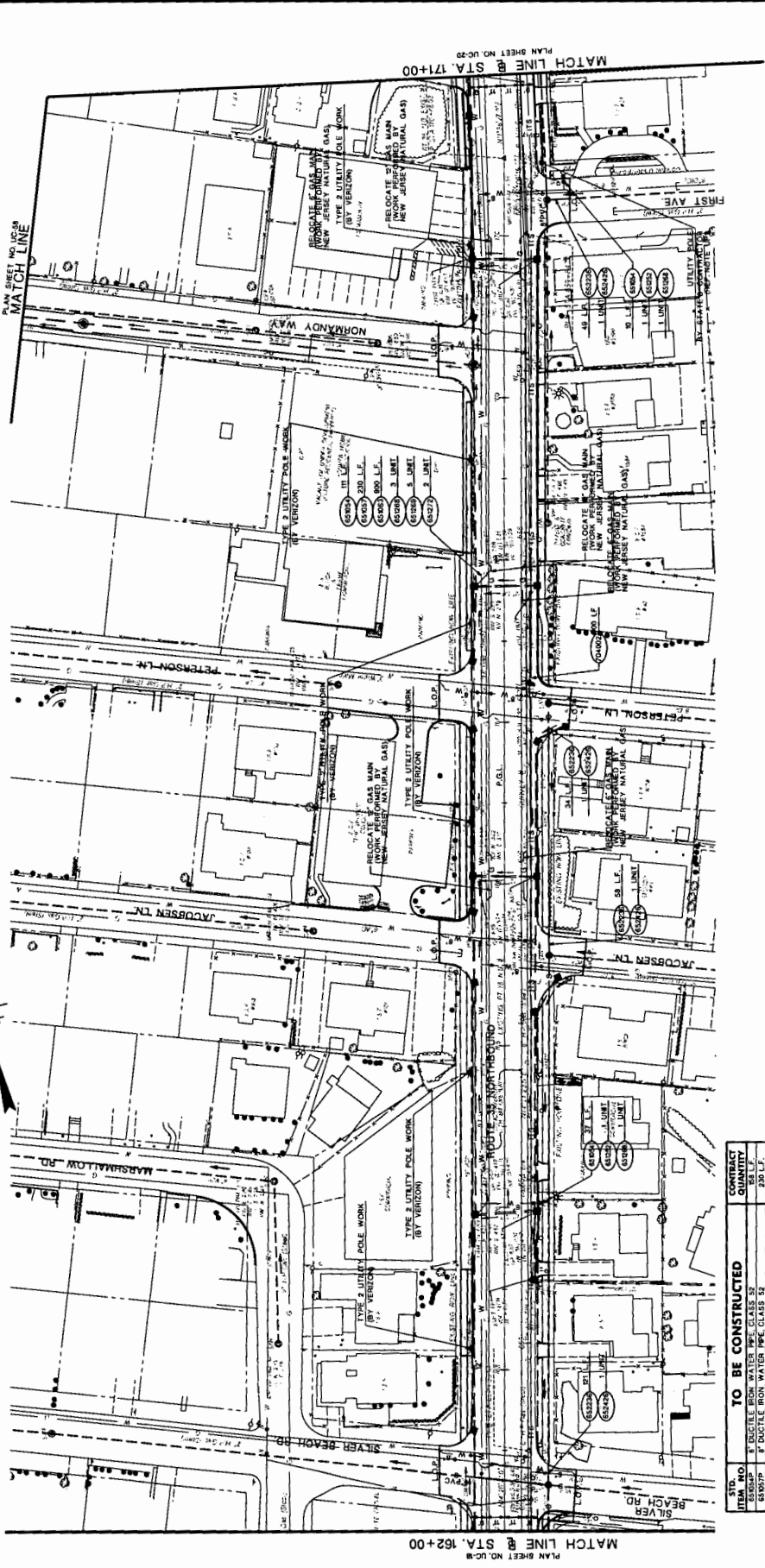
ITEM NO.	TO BE CONSTRUCTED	QUANTITY
650540	8" DUCTILE IRON WATER PIPE CLASS 52	300 L.F.
650541	8" DUCTILE IRON WATER PIPE CLASS 52	100 L.F.
650542	8" DUCTILE IRON WATER PIPE CLASS 52	100 L.F.
650543	RELOCATE FIRE HYDRANT	1 UNIT
650544	RELOCATE FIRE HYDRANT	1 UNIT
650545	8" VALVES AND BOXES	5 UNIT
650546	8" VALVES AND BOXES	1 UNIT
650547	8" POLYETHYLENE GLASS REINFORCED PIPE (EXISTING CASTING)	28 L.F.
650548	8" POLYETHYLENE GLASS REINFORCED PIPE (EXISTING CASTING)	28 L.F.
700220	3" RIBBON METALLIC CONDUIT	50 L.F.
700221	3" RIBBON METALLIC CONDUIT	50 L.F.
700222	3" RIBBON METALLIC CONDUIT	50 L.F.
700223	3" RIBBON METALLIC CONDUIT	50 L.F.
700224	3" RIBBON METALLIC CONDUIT	50 L.F.
700225	3" RIBBON METALLIC CONDUIT	50 L.F.
700226	3" RIBBON METALLIC CONDUIT	50 L.F.
700227	3" RIBBON METALLIC CONDUIT	50 L.F.
700228	3" RIBBON METALLIC CONDUIT	50 L.F.
700229	3" RIBBON METALLIC CONDUIT	50 L.F.
700230	3" RIBBON METALLIC CONDUIT	50 L.F.
700231	3" RIBBON METALLIC CONDUIT	50 L.F.
700232	3" RIBBON METALLIC CONDUIT	50 L.F.
700233	3" RIBBON METALLIC CONDUIT	50 L.F.
700234	3" RIBBON METALLIC CONDUIT	50 L.F.
700235	3" RIBBON METALLIC CONDUIT	50 L.F.
700236	3" RIBBON METALLIC CONDUIT	50 L.F.
700237	3" RIBBON METALLIC CONDUIT	50 L.F.
700238	3" RIBBON METALLIC CONDUIT	50 L.F.
700239	3" RIBBON METALLIC CONDUIT	50 L.F.
700240	3" RIBBON METALLIC CONDUIT	50 L.F.
700241	3" RIBBON METALLIC CONDUIT	50 L.F.
700242	3" RIBBON METALLIC CONDUIT	50 L.F.
700243	3" RIBBON METALLIC CONDUIT	50 L.F.
700244	3" RIBBON METALLIC CONDUIT	50 L.F.
700245	3" RIBBON METALLIC CONDUIT	50 L.F.
700246	3" RIBBON METALLIC CONDUIT	50 L.F.
700247	3" RIBBON METALLIC CONDUIT	50 L.F.
700248	3" RIBBON METALLIC CONDUIT	50 L.F.
700249	3" RIBBON METALLIC CONDUIT	50 L.F.
700250	3" RIBBON METALLIC CONDUIT	50 L.F.
700251	3" RIBBON METALLIC CONDUIT	50 L.F.
700252	3" RIBBON METALLIC CONDUIT	50 L.F.
700253	3" RIBBON METALLIC CONDUIT	50 L.F.
700254	3" RIBBON METALLIC CONDUIT	50 L.F.
700255	3" RIBBON METALLIC CONDUIT	50 L.F.
700256	3" RIBBON METALLIC CONDUIT	50 L.F.
700257	3" RIBBON METALLIC CONDUIT	50 L.F.
700258	3" RIBBON METALLIC CONDUIT	50 L.F.
700259	3" RIBBON METALLIC CONDUIT	50 L.F.
700260	3" RIBBON METALLIC CONDUIT	50 L.F.
700261	3" RIBBON METALLIC CONDUIT	50 L.F.
700262	3" RIBBON METALLIC CONDUIT	50 L.F.
700263	3" RIBBON METALLIC CONDUIT	50 L.F.
700264	3" RIBBON METALLIC CONDUIT	50 L.F.
700265	3" RIBBON METALLIC CONDUIT	50 L.F.
700266	3" RIBBON METALLIC CONDUIT	50 L.F.
700267	3" RIBBON METALLIC CONDUIT	50 L.F.
700268	3" RIBBON METALLIC CONDUIT	50 L.F.
700269	3" RIBBON METALLIC CONDUIT	50 L.F.
700270	3" RIBBON METALLIC CONDUIT	50 L.F.
700271	3" RIBBON METALLIC CONDUIT	50 L.F.
700272	3" RIBBON METALLIC CONDUIT	50 L.F.
700273	3" RIBBON METALLIC CONDUIT	50 L.F.
700274	3" RIBBON METALLIC CONDUIT	50 L.F.
700275	3" RIBBON METALLIC CONDUIT	50 L.F.
700276	3" RIBBON METALLIC CONDUIT	50 L.F.
700277	3" RIBBON METALLIC CONDUIT	50 L.F.
700278	3" RIBBON METALLIC CONDUIT	50 L.F.
700279	3" RIBBON METALLIC CONDUIT	50 L.F.
700280	3" RIBBON METALLIC CONDUIT	50 L.F.
700281	3" RIBBON METALLIC CONDUIT	50 L.F.
700282	3" RIBBON METALLIC CONDUIT	50 L.F.
700283	3" RIBBON METALLIC CONDUIT	50 L.F.
700284	3" RIBBON METALLIC CONDUIT	50 L.F.
700285	3" RIBBON METALLIC CONDUIT	50 L.F.
700286	3" RIBBON METALLIC CONDUIT	50 L.F.
700287	3" RIBBON METALLIC CONDUIT	50 L.F.
700288	3" RIBBON METALLIC CONDUIT	50 L.F.
700289	3" RIBBON METALLIC CONDUIT	50 L.F.
700290	3" RIBBON METALLIC CONDUIT	50 L.F.
700291	3" RIBBON METALLIC CONDUIT	50 L.F.
700292	3" RIBBON METALLIC CONDUIT	50 L.F.
700293	3" RIBBON METALLIC CONDUIT	50 L.F.
700294	3" RIBBON METALLIC CONDUIT	50 L.F.
700295	3" RIBBON METALLIC CONDUIT	50 L.F.
700296	3" RIBBON METALLIC CONDUIT	50 L.F.
700297	3" RIBBON METALLIC CONDUIT	50 L.F.
700298	3" RIBBON METALLIC CONDUIT	50 L.F.
700299	3" RIBBON METALLIC CONDUIT	50 L.F.
700300	3" RIBBON METALLIC CONDUIT	50 L.F.

NEW JERSEY DEPARTMENT OF TRANSPORTATION
UTILITY AND ITS CONSTRUCTION PLANS
 ROUTE 35 CONTRACT NO. 004950321
 THE N.J. GROUP
 CORPORATION OF AUTHORIZATION NO. 10442070000
 NEW J. MANVILLE
 NEW JERSEY ENGINEERING INCORPORATED

STATE FEDERAL PROJECT NO.
 N.J. EN-204 (04)

COUNTY OF OCEAN

TOWNSHIP OF TOMS RIVER



ITEM NO.	TO BE CONSTRUCTED	CONTRACT QUANTITY
85000	1" DUCTILE IRON WATER PIPE CLASS 52	200 L.F.
85001	1" DUCTILE IRON WATER PIPE CLASS 52	200 L.F.
85002	1" DUCTILE IRON WATER PIPE CLASS 52	200 L.F.
85003	1" VALVES AND BOXES	2 UNIT
85004	1" VALVES AND BOXES	2 UNIT
85005	1" VALVES AND BOXES	2 UNIT
85006	1" VALVES AND BOXES	2 UNIT
85007	1" VALVES AND BOXES	2 UNIT
85008	1" VALVES AND BOXES	2 UNIT
85009	1" VALVES AND BOXES	2 UNIT
85010	1" VALVES AND BOXES	2 UNIT
85011	1" VALVES AND BOXES	2 UNIT
85012	1" VALVES AND BOXES	2 UNIT
85013	1" VALVES AND BOXES	2 UNIT
85014	1" VALVES AND BOXES	2 UNIT
85015	1" VALVES AND BOXES	2 UNIT
85016	1" VALVES AND BOXES	2 UNIT
85017	1" VALVES AND BOXES	2 UNIT
85018	1" VALVES AND BOXES	2 UNIT
85019	1" VALVES AND BOXES	2 UNIT
85020	1" VALVES AND BOXES	2 UNIT
85021	1" VALVES AND BOXES	2 UNIT
85022	1" VALVES AND BOXES	2 UNIT
85023	1" VALVES AND BOXES	2 UNIT
85024	1" VALVES AND BOXES	2 UNIT
85025	1" VALVES AND BOXES	2 UNIT
85026	1" VALVES AND BOXES	2 UNIT
85027	1" VALVES AND BOXES	2 UNIT
85028	1" VALVES AND BOXES	2 UNIT
85029	1" VALVES AND BOXES	2 UNIT
85030	1" VALVES AND BOXES	2 UNIT
85031	1" VALVES AND BOXES	2 UNIT
85032	1" VALVES AND BOXES	2 UNIT
85033	1" VALVES AND BOXES	2 UNIT
85034	1" VALVES AND BOXES	2 UNIT
85035	1" VALVES AND BOXES	2 UNIT
85036	1" VALVES AND BOXES	2 UNIT
85037	1" VALVES AND BOXES	2 UNIT
85038	1" VALVES AND BOXES	2 UNIT
85039	1" VALVES AND BOXES	2 UNIT
85040	1" VALVES AND BOXES	2 UNIT
85041	1" VALVES AND BOXES	2 UNIT
85042	1" VALVES AND BOXES	2 UNIT
85043	1" VALVES AND BOXES	2 UNIT
85044	1" VALVES AND BOXES	2 UNIT
85045	1" VALVES AND BOXES	2 UNIT
85046	1" VALVES AND BOXES	2 UNIT
85047	1" VALVES AND BOXES	2 UNIT
85048	1" VALVES AND BOXES	2 UNIT
85049	1" VALVES AND BOXES	2 UNIT
85050	1" VALVES AND BOXES	2 UNIT
85051	1" VALVES AND BOXES	2 UNIT
85052	1" VALVES AND BOXES	2 UNIT
85053	1" VALVES AND BOXES	2 UNIT
85054	1" VALVES AND BOXES	2 UNIT
85055	1" VALVES AND BOXES	2 UNIT
85056	1" VALVES AND BOXES	2 UNIT
85057	1" VALVES AND BOXES	2 UNIT
85058	1" VALVES AND BOXES	2 UNIT
85059	1" VALVES AND BOXES	2 UNIT
85060	1" VALVES AND BOXES	2 UNIT
85061	1" VALVES AND BOXES	2 UNIT
85062	1" VALVES AND BOXES	2 UNIT
85063	1" VALVES AND BOXES	2 UNIT
85064	1" VALVES AND BOXES	2 UNIT
85065	1" VALVES AND BOXES	2 UNIT
85066	1" VALVES AND BOXES	2 UNIT
85067	1" VALVES AND BOXES	2 UNIT
85068	1" VALVES AND BOXES	2 UNIT
85069	1" VALVES AND BOXES	2 UNIT
85070	1" VALVES AND BOXES	2 UNIT
85071	1" VALVES AND BOXES	2 UNIT
85072	1" VALVES AND BOXES	2 UNIT
85073	1" VALVES AND BOXES	2 UNIT
85074	1" VALVES AND BOXES	2 UNIT
85075	1" VALVES AND BOXES	2 UNIT
85076	1" VALVES AND BOXES	2 UNIT
85077	1" VALVES AND BOXES	2 UNIT
85078	1" VALVES AND BOXES	2 UNIT
85079	1" VALVES AND BOXES	2 UNIT
85080	1" VALVES AND BOXES	2 UNIT
85081	1" VALVES AND BOXES	2 UNIT
85082	1" VALVES AND BOXES	2 UNIT
85083	1" VALVES AND BOXES	2 UNIT
85084	1" VALVES AND BOXES	2 UNIT
85085	1" VALVES AND BOXES	2 UNIT
85086	1" VALVES AND BOXES	2 UNIT
85087	1" VALVES AND BOXES	2 UNIT
85088	1" VALVES AND BOXES	2 UNIT
85089	1" VALVES AND BOXES	2 UNIT
85090	1" VALVES AND BOXES	2 UNIT
85091	1" VALVES AND BOXES	2 UNIT
85092	1" VALVES AND BOXES	2 UNIT
85093	1" VALVES AND BOXES	2 UNIT
85094	1" VALVES AND BOXES	2 UNIT
85095	1" VALVES AND BOXES	2 UNIT
85096	1" VALVES AND BOXES	2 UNIT
85097	1" VALVES AND BOXES	2 UNIT
85098	1" VALVES AND BOXES	2 UNIT
85099	1" VALVES AND BOXES	2 UNIT
85100	1" VALVES AND BOXES	2 UNIT

NEW JERSEY DEPARTMENT OF TRANSPORTATION

UTILITY AND ITS CONSTRUCTION PLANS

ROUTE 35 CONTRACT NO. 004950321

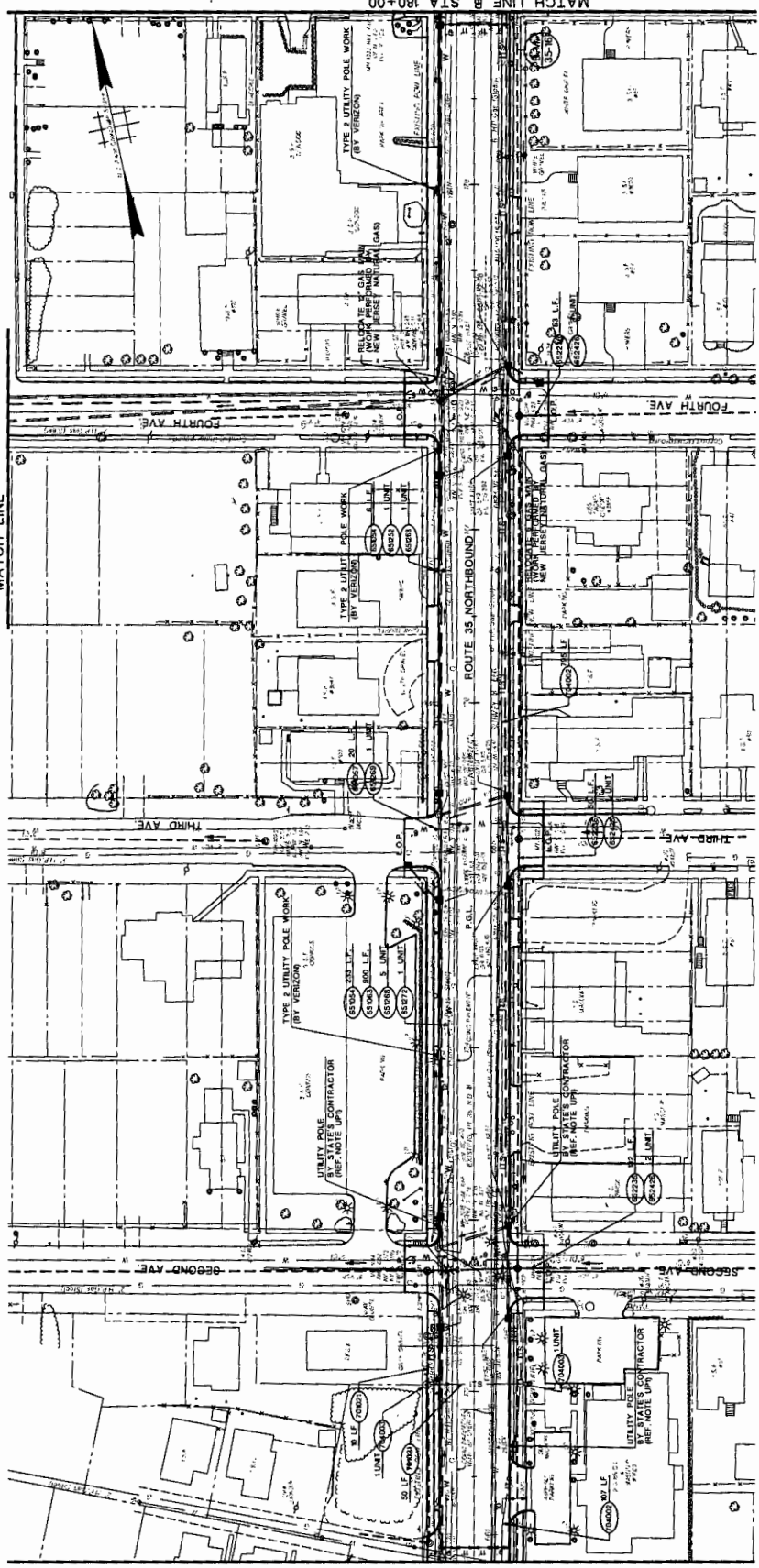
THE NEW JERSEY DEPARTMENT OF TRANSPORTATION
 CONTRACT ADMINISTRATION NO. 1041720000
 DATE: 7/20/04
 PREPARED BY: PROFESSIONAL ENGINEER LICENSE NO. 145818100

STATE: N.J.
 FEDERAL PROJECT NO.: E9-7644 (04)

PLAN SHEET NO. UC59
 COUNTY OF OCEAN
 MATCH LINE



TOWNSHIP OF TOMS RIVER
 MATCH LINE



MATCH LINE @ STA. 180+00
 PLAN SHEET NO. UC61

MATCH LINE @ STA. 171+00
 PLAN SHEET NO. UC-9

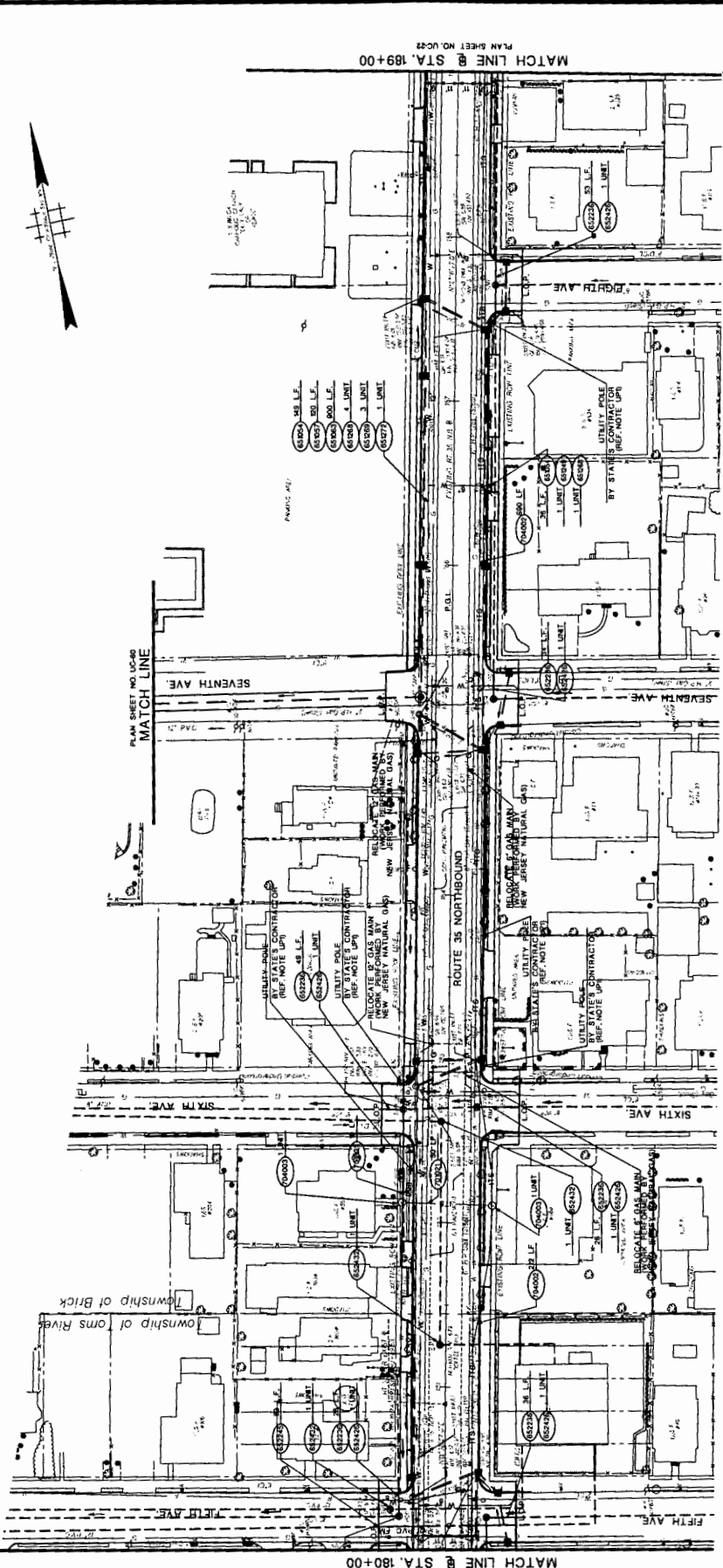
ITEM NO.	DESCRIPTION	CONTRACT QUANTITY
850000	CONDUIT	100 LF
850010	CONDUIT	100 LF
850020	CONDUIT	100 LF
850030	CONDUIT	100 LF
850040	CONDUIT	100 LF
850050	CONDUIT	100 LF
850060	CONDUIT	100 LF
850070	CONDUIT	100 LF
850080	CONDUIT	100 LF
850090	CONDUIT	100 LF
850100	CONDUIT	100 LF
850110	CONDUIT	100 LF
850120	CONDUIT	100 LF
850130	CONDUIT	100 LF
850140	CONDUIT	100 LF
850150	CONDUIT	100 LF
850160	CONDUIT	100 LF
850170	CONDUIT	100 LF
850180	CONDUIT	100 LF
850190	CONDUIT	100 LF
850200	CONDUIT	100 LF
850210	CONDUIT	100 LF
850220	CONDUIT	100 LF
850230	CONDUIT	100 LF
850240	CONDUIT	100 LF
850250	CONDUIT	100 LF
850260	CONDUIT	100 LF
850270	CONDUIT	100 LF
850280	CONDUIT	100 LF
850290	CONDUIT	100 LF
850300	CONDUIT	100 LF
850310	CONDUIT	100 LF
850320	CONDUIT	100 LF
850330	CONDUIT	100 LF
850340	CONDUIT	100 LF
850350	CONDUIT	100 LF
850360	CONDUIT	100 LF
850370	CONDUIT	100 LF
850380	CONDUIT	100 LF
850390	CONDUIT	100 LF
850400	CONDUIT	100 LF
850410	CONDUIT	100 LF
850420	CONDUIT	100 LF
850430	CONDUIT	100 LF
850440	CONDUIT	100 LF
850450	CONDUIT	100 LF
850460	CONDUIT	100 LF
850470	CONDUIT	100 LF
850480	CONDUIT	100 LF
850490	CONDUIT	100 LF
850500	CONDUIT	100 LF
850510	CONDUIT	100 LF
850520	CONDUIT	100 LF
850530	CONDUIT	100 LF
850540	CONDUIT	100 LF
850550	CONDUIT	100 LF
850560	CONDUIT	100 LF
850570	CONDUIT	100 LF
850580	CONDUIT	100 LF
850590	CONDUIT	100 LF
850600	CONDUIT	100 LF
850610	CONDUIT	100 LF
850620	CONDUIT	100 LF
850630	CONDUIT	100 LF
850640	CONDUIT	100 LF
850650	CONDUIT	100 LF
850660	CONDUIT	100 LF
850670	CONDUIT	100 LF
850680	CONDUIT	100 LF
850690	CONDUIT	100 LF
850700	CONDUIT	100 LF
850710	CONDUIT	100 LF
850720	CONDUIT	100 LF
850730	CONDUIT	100 LF
850740	CONDUIT	100 LF
850750	CONDUIT	100 LF
850760	CONDUIT	100 LF
850770	CONDUIT	100 LF
850780	CONDUIT	100 LF
850790	CONDUIT	100 LF
850800	CONDUIT	100 LF
850810	CONDUIT	100 LF
850820	CONDUIT	100 LF
850830	CONDUIT	100 LF
850840	CONDUIT	100 LF
850850	CONDUIT	100 LF
850860	CONDUIT	100 LF
850870	CONDUIT	100 LF
850880	CONDUIT	100 LF
850890	CONDUIT	100 LF
850900	CONDUIT	100 LF
850910	CONDUIT	100 LF
850920	CONDUIT	100 LF
850930	CONDUIT	100 LF
850940	CONDUIT	100 LF
850950	CONDUIT	100 LF
850960	CONDUIT	100 LF
850970	CONDUIT	100 LF
850980	CONDUIT	100 LF
850990	CONDUIT	100 LF
851000	CONDUIT	100 LF

NEW JERSEY DEPARTMENT OF TRANSPORTATION
**UTILITY AND ITS
 CONSTRUCTION PLANS**
 ROUTE 35 CONTRACT NO. 004950321
 THE N.J.A. GROUP
 CORPORATION OF NEW JERSEY, INC. 2000
 STATE ST. NEWARK, N.J.
 DATE: 11/19/83
 BY: J. J. [Signature]
 FOR: J. J. [Signature]

STATE: N.J.
 FEDERAL PROJECT NO.: ER-704 (64)

COUNTY OF OCEAN

TOWNSHIP OF TOMS RIVER & TOWNSHIP OF BRICK



MATCH LINE @ STA. 180+00
 PLAN SHEET NO. UC-20

MATCH LINE @ STA. 189+00
 PLAN SHEET NO. UC-22

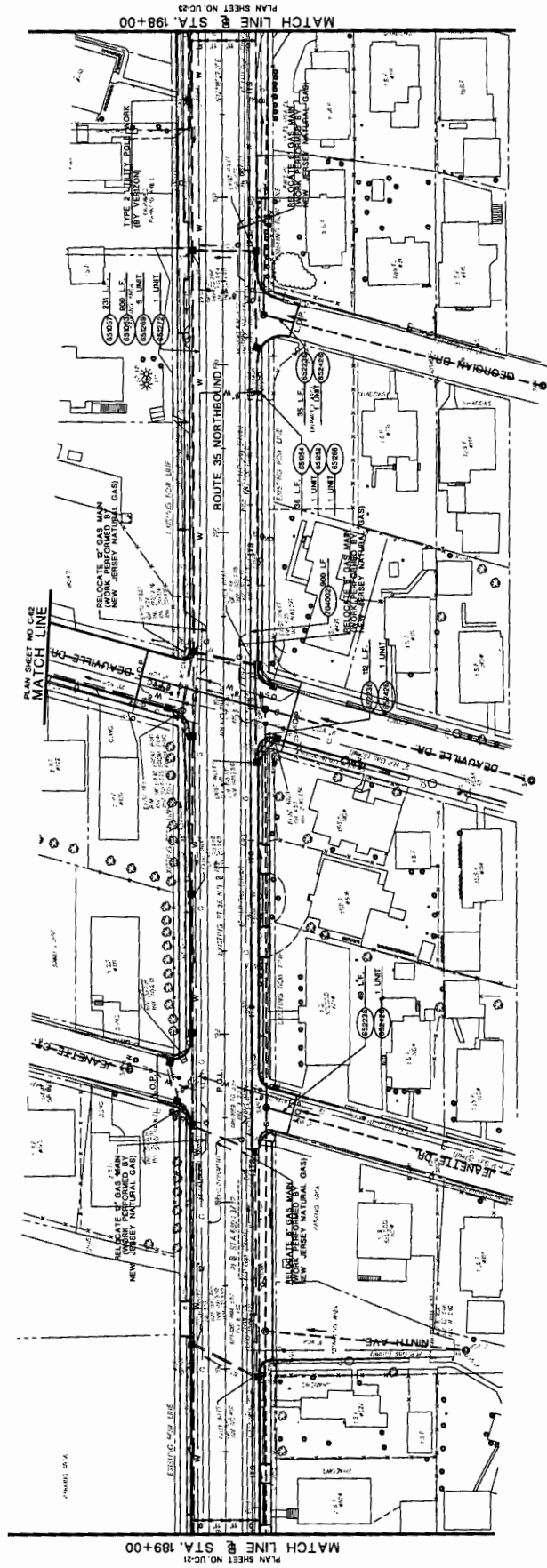
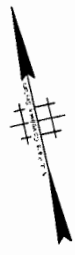
STD.	DESCRIPTION	TO BE CONSTRUCTED	CONTRACT QUANTITY
EX204P	8" DUCTILE IRON WATER PIPE, CLASS 52		85 L.F.
EX205P	8" DUCTILE IRON WATER PIPE, CLASS 52		50 L.F.
EX206P	8" DUCTILE IRON WATER PIPE, CLASS 52		80 L.F.
EX207P	8" DUCTILE IRON WATER PIPE, CLASS 52		80 L.F.
EX208P	8" VALVES AND BOXES		5 UNIT
EX209P	8" VALVES AND BOXES		3 UNIT
EX210P	8" VALVES AND BOXES		3 UNIT
EX211P	8" POLYVINYL CHLORIDE SEWER PIPE		278 L.F.
EX212P	8" POLYVINYL CHLORIDE SEWER PIPE		83 L.F.
EX213P	8" POLYVINYL CHLORIDE SEWER PIPE		278 L.F.
EX214P	8" POLYVINYL CHLORIDE SEWER PIPE		83 L.F.
EX215P	8" RIBBON METALLIC CONDUIT		40 L.F.
EX216P	8" RIBBON METALLIC CONDUIT		80 L.F.
EX217P	8" RIBBON METALLIC CONDUIT		80 L.F.
EX218P	8" RIBBON METALLIC CONDUIT		80 L.F.
EX219P	8" RIBBON METALLIC CONDUIT		80 L.F.
EX220P	8" RIBBON METALLIC CONDUIT		80 L.F.
EX221P	8" RIBBON METALLIC CONDUIT		80 L.F.
EX222P	8" RIBBON METALLIC CONDUIT		80 L.F.
EX223P	8" RIBBON METALLIC CONDUIT		80 L.F.
EX224P	8" RIBBON METALLIC CONDUIT		80 L.F.
EX225P	8" RIBBON METALLIC CONDUIT		80 L.F.
EX226P	8" RIBBON METALLIC CONDUIT		80 L.F.
EX227P	8" RIBBON METALLIC CONDUIT		80 L.F.
EX228P	8" RIBBON METALLIC CONDUIT		80 L.F.
EX229P	8" RIBBON METALLIC CONDUIT		80 L.F.
EX230P	8" RIBBON METALLIC CONDUIT		80 L.F.
EX231P	8" RIBBON METALLIC CONDUIT		80 L.F.
EX232P	8" RIBBON METALLIC CONDUIT		80 L.F.
EX233P	8" RIBBON METALLIC CONDUIT		80 L.F.
EX234P	8" RIBBON METALLIC CONDUIT		80 L.F.
EX235P	8" RIBBON METALLIC CONDUIT		80 L.F.
EX236P	8" RIBBON METALLIC CONDUIT		80 L.F.
EX237P	8" RIBBON METALLIC CONDUIT		80 L.F.
EX238P	8" RIBBON METALLIC CONDUIT		80 L.F.
EX239P	8" RIBBON METALLIC CONDUIT		80 L.F.
EX240P	8" RIBBON METALLIC CONDUIT		80 L.F.
EX241P	8" RIBBON METALLIC CONDUIT		80 L.F.
EX242P	8" RIBBON METALLIC CONDUIT		80 L.F.
EX243P	8" RIBBON METALLIC CONDUIT		80 L.F.
EX244P	8" RIBBON METALLIC CONDUIT		80 L.F.
EX245P	8" RIBBON METALLIC CONDUIT		80 L.F.
EX246P	8" RIBBON METALLIC CONDUIT		80 L.F.
EX247P	8" RIBBON METALLIC CONDUIT		80 L.F.
EX248P	8" RIBBON METALLIC CONDUIT		80 L.F.
EX249P	8" RIBBON METALLIC CONDUIT		80 L.F.
EX250P	8" RIBBON METALLIC CONDUIT		80 L.F.

NEW JERSEY DEPARTMENT OF TRANSPORTATION
 ROUTE 35
 CONTRACT NO. 004950321
 UTILITY AND ITS
 CONSTRUCTION PLANS
 DATE: 10/15/03
 DRAWN BY: [Signature]
 CHECKED BY: [Signature]
 APPROVED BY: [Signature]

STATE: N.J.
 FEDERAL PROJECT NO.: ER-704 (04)

COUNTY OF OCEAN

TOWNSHIP OF BRICK



ITEM NO.	TO BE CONSTRUCTED	CONTRACT QUANTITY
1	6" DUCTILE IRON WATER PIPE CLASS 52	231 L.F.
2	8" DUCTILE IRON WATER PIPE CLASS 52	900 L.F.
3	6" VALVES AND BOXES	1 UNIT
4	8" VALVES AND BOXES	1 UNIT
5	6" VALVES AND BOXES	5 UNIT
6	8" VALVES AND BOXES	1 UNIT
7	6" VALVES AND BOXES	1 UNIT
8	RECONSTRUCT MANHOLE SANDWICH RINGS EXISTING CASTING	3 UNIT
9	RECONSTRUCT MANHOLE SANDWICH RINGS EXISTING CASTING	900 L.F.

NEW JERSEY DEPARTMENT OF TRANSPORTATION
**UTILITY AND ITS
 CONSTRUCTION PLANS**
 ROUTE 35 CONTRACT NO. 006950321
 THE N.J. SHOP
 COUNTY OF OCEAN PROJECT NO. 0002720000
 DATE: 10/15/03
 NEW JERSEY PROFESSIONAL LICENSE NO. 368283000

STATE FEDERAL PROJECT NO.
N.J. 67-704 (RM)

PLAN SHEET NO. UC-23
MATCH LINE @ STA. 207+00

COUNTY OF OCEAN

TOWNSHIP OF BRICK

SCALE: 1" = 30'

ROUTE 35

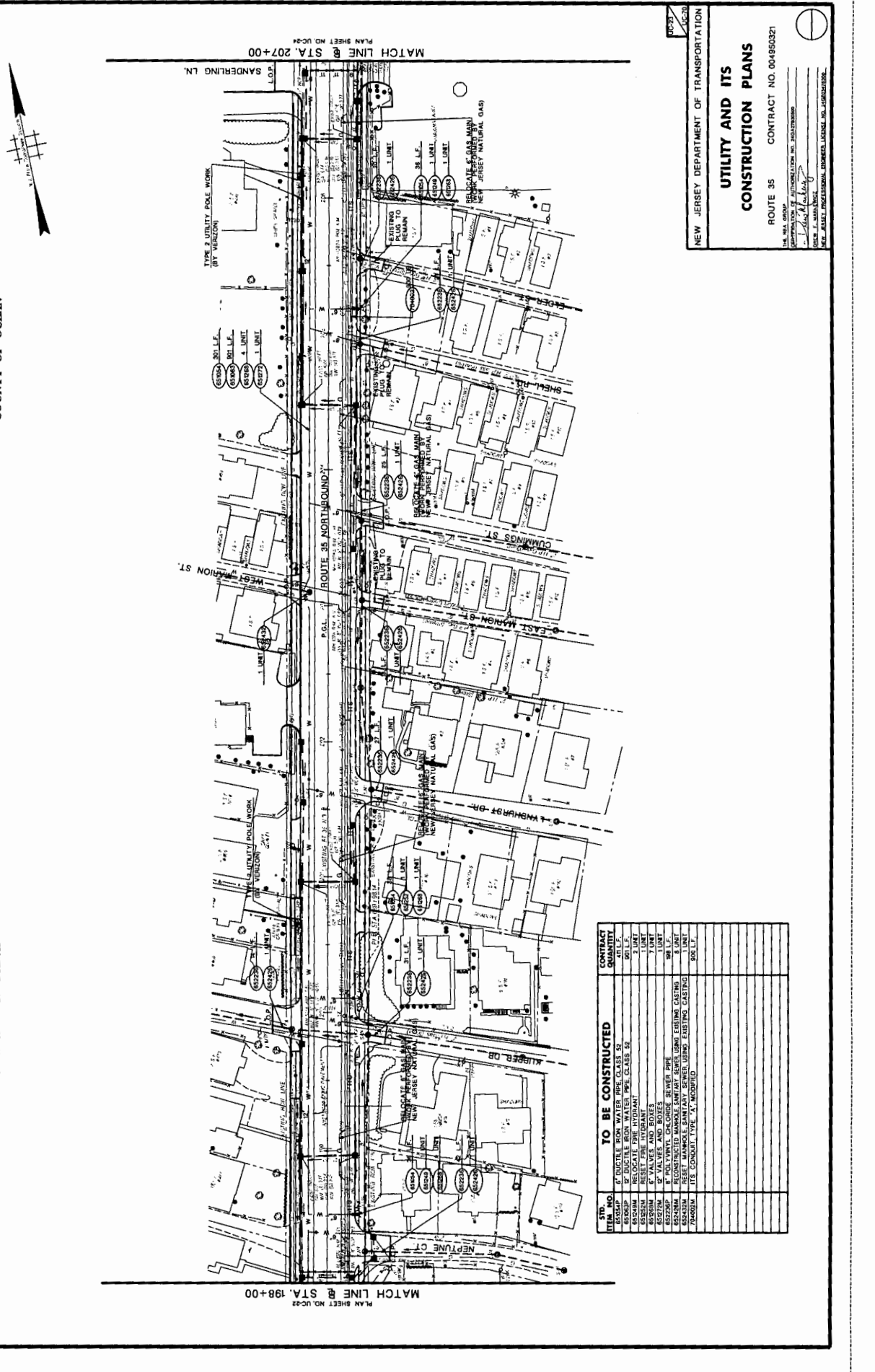
ROUTE 35 NORTHBOUND

ROUTE 35 SOUTHBOUND

PLAN SHEET NO. UC-22
MATCH LINE @ STA. 198+00

NEW JERSEY DEPARTMENT OF TRANSPORTATION
UTILITY AND ITS
CONSTRUCTION PLANS
ROUTE 35 CONTRACT NO. 004890321

THE NEW JERSEY DEPARTMENT OF TRANSPORTATION
CONTRACT NO. 004890321
PROJECT NO. 004890321
DATE: 10/20/2011
BY: J. H. WOODS, P.E.
REGISTERED PROFESSIONAL ENGINEER LICENSE NO. 24548-0001



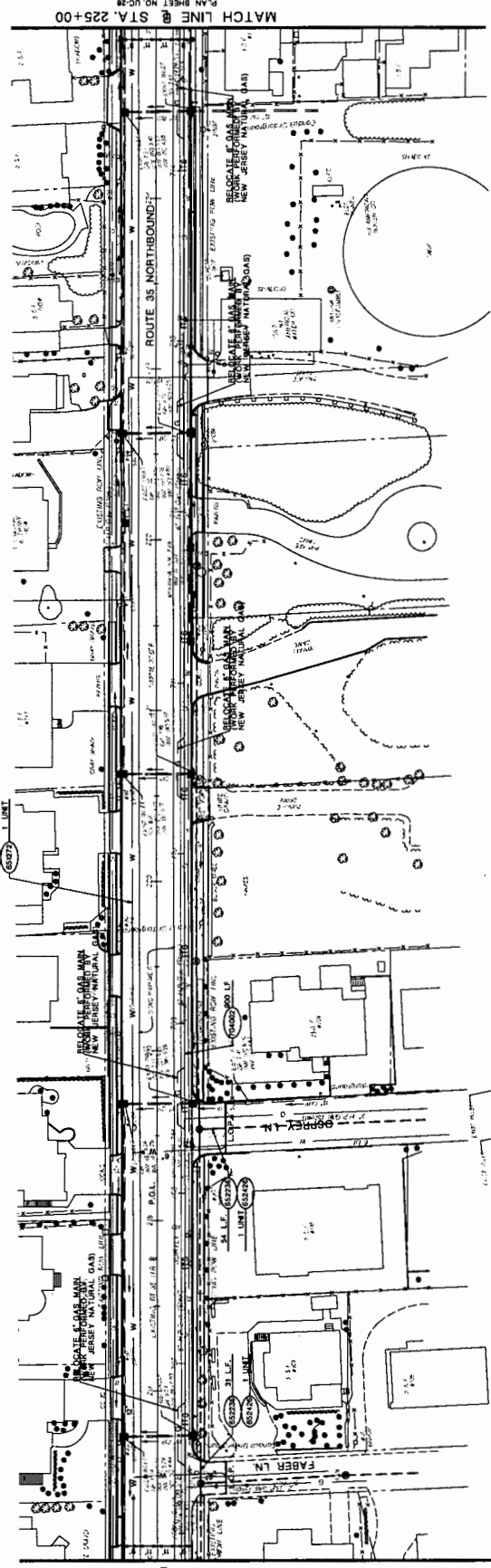
STATE FEDERAL PROJECT NO.
N.J. ER-204 (24)

COUNTY OF OCEAN

TOWNSHIP OF BRICK



- 68420 36" L.F.
- 68421 36" L.F.
- 68422 36" L.F.
- 68423 36" L.F.
- 68424 36" L.F.
- 68425 36" L.F.
- 68426 36" L.F.
- 68427 36" L.F.



MATCH LINE @ STA. 216+00
PLAN SHEET NO. UC-24

MATCH LINE @ STA. 225+00
PLAN SHEET NO. UC-28

ITEM NO.	DESCRIPTION	QUANTITY
68420	36" DUCTILE IRON WATER PIPE CLASS 52	300 L.F.
68421	36" DUCTILE IRON WATER PIPE CLASS 52	300 L.F.
68422	36" DUCTILE IRON WATER PIPE CLASS 52	300 L.F.
68423	36" DUCTILE IRON WATER PIPE CLASS 52	300 L.F.
68424	36" DUCTILE IRON WATER PIPE CLASS 52	300 L.F.
68425	36" DUCTILE IRON WATER PIPE CLASS 52	300 L.F.
68426	36" DUCTILE IRON WATER PIPE CLASS 52	300 L.F.
68427	36" DUCTILE IRON WATER PIPE CLASS 52	300 L.F.
68428	36" DUCTILE IRON WATER PIPE CLASS 52	300 L.F.
68429	36" DUCTILE IRON WATER PIPE CLASS 52	300 L.F.
68430	36" DUCTILE IRON WATER PIPE CLASS 52	300 L.F.
68431	36" DUCTILE IRON WATER PIPE CLASS 52	300 L.F.
68432	36" DUCTILE IRON WATER PIPE CLASS 52	300 L.F.
68433	36" DUCTILE IRON WATER PIPE CLASS 52	300 L.F.
68434	36" DUCTILE IRON WATER PIPE CLASS 52	300 L.F.
68435	36" DUCTILE IRON WATER PIPE CLASS 52	300 L.F.
68436	36" DUCTILE IRON WATER PIPE CLASS 52	300 L.F.
68437	36" DUCTILE IRON WATER PIPE CLASS 52	300 L.F.
68438	36" DUCTILE IRON WATER PIPE CLASS 52	300 L.F.
68439	36" DUCTILE IRON WATER PIPE CLASS 52	300 L.F.
68440	36" DUCTILE IRON WATER PIPE CLASS 52	300 L.F.
68441	36" DUCTILE IRON WATER PIPE CLASS 52	300 L.F.
68442	36" DUCTILE IRON WATER PIPE CLASS 52	300 L.F.
68443	36" DUCTILE IRON WATER PIPE CLASS 52	300 L.F.
68444	36" DUCTILE IRON WATER PIPE CLASS 52	300 L.F.
68445	36" DUCTILE IRON WATER PIPE CLASS 52	300 L.F.
68446	36" DUCTILE IRON WATER PIPE CLASS 52	300 L.F.
68447	36" DUCTILE IRON WATER PIPE CLASS 52	300 L.F.
68448	36" DUCTILE IRON WATER PIPE CLASS 52	300 L.F.
68449	36" DUCTILE IRON WATER PIPE CLASS 52	300 L.F.
68450	36" DUCTILE IRON WATER PIPE CLASS 52	300 L.F.
68451	36" DUCTILE IRON WATER PIPE CLASS 52	300 L.F.
68452	36" DUCTILE IRON WATER PIPE CLASS 52	300 L.F.
68453	36" DUCTILE IRON WATER PIPE CLASS 52	300 L.F.
68454	36" DUCTILE IRON WATER PIPE CLASS 52	300 L.F.
68455	36" DUCTILE IRON WATER PIPE CLASS 52	300 L.F.
68456	36" DUCTILE IRON WATER PIPE CLASS 52	300 L.F.
68457	36" DUCTILE IRON WATER PIPE CLASS 52	300 L.F.
68458	36" DUCTILE IRON WATER PIPE CLASS 52	300 L.F.
68459	36" DUCTILE IRON WATER PIPE CLASS 52	300 L.F.
68460	36" DUCTILE IRON WATER PIPE CLASS 52	300 L.F.
68461	36" DUCTILE IRON WATER PIPE CLASS 52	300 L.F.
68462	36" DUCTILE IRON WATER PIPE CLASS 52	300 L.F.
68463	36" DUCTILE IRON WATER PIPE CLASS 52	300 L.F.
68464	36" DUCTILE IRON WATER PIPE CLASS 52	300 L.F.
68465	36" DUCTILE IRON WATER PIPE CLASS 52	300 L.F.
68466	36" DUCTILE IRON WATER PIPE CLASS 52	300 L.F.
68467	36" DUCTILE IRON WATER PIPE CLASS 52	300 L.F.
68468	36" DUCTILE IRON WATER PIPE CLASS 52	300 L.F.
68469	36" DUCTILE IRON WATER PIPE CLASS 52	300 L.F.
68470	36" DUCTILE IRON WATER PIPE CLASS 52	300 L.F.
68471	36" DUCTILE IRON WATER PIPE CLASS 52	300 L.F.
68472	36" DUCTILE IRON WATER PIPE CLASS 52	300 L.F.
68473	36" DUCTILE IRON WATER PIPE CLASS 52	300 L.F.
68474	36" DUCTILE IRON WATER PIPE CLASS 52	300 L.F.
68475	36" DUCTILE IRON WATER PIPE CLASS 52	300 L.F.
68476	36" DUCTILE IRON WATER PIPE CLASS 52	300 L.F.
68477	36" DUCTILE IRON WATER PIPE CLASS 52	300 L.F.
68478	36" DUCTILE IRON WATER PIPE CLASS 52	300 L.F.
68479	36" DUCTILE IRON WATER PIPE CLASS 52	300 L.F.
68480	36" DUCTILE IRON WATER PIPE CLASS 52	300 L.F.
68481	36" DUCTILE IRON WATER PIPE CLASS 52	300 L.F.
68482	36" DUCTILE IRON WATER PIPE CLASS 52	300 L.F.
68483	36" DUCTILE IRON WATER PIPE CLASS 52	300 L.F.
68484	36" DUCTILE IRON WATER PIPE CLASS 52	300 L.F.
68485	36" DUCTILE IRON WATER PIPE CLASS 52	300 L.F.
68486	36" DUCTILE IRON WATER PIPE CLASS 52	300 L.F.
68487	36" DUCTILE IRON WATER PIPE CLASS 52	300 L.F.
68488	36" DUCTILE IRON WATER PIPE CLASS 52	300 L.F.
68489	36" DUCTILE IRON WATER PIPE CLASS 52	300 L.F.
68490	36" DUCTILE IRON WATER PIPE CLASS 52	300 L.F.
68491	36" DUCTILE IRON WATER PIPE CLASS 52	300 L.F.
68492	36" DUCTILE IRON WATER PIPE CLASS 52	300 L.F.
68493	36" DUCTILE IRON WATER PIPE CLASS 52	300 L.F.
68494	36" DUCTILE IRON WATER PIPE CLASS 52	300 L.F.
68495	36" DUCTILE IRON WATER PIPE CLASS 52	300 L.F.
68496	36" DUCTILE IRON WATER PIPE CLASS 52	300 L.F.
68497	36" DUCTILE IRON WATER PIPE CLASS 52	300 L.F.
68498	36" DUCTILE IRON WATER PIPE CLASS 52	300 L.F.
68499	36" DUCTILE IRON WATER PIPE CLASS 52	300 L.F.
68500	36" DUCTILE IRON WATER PIPE CLASS 52	300 L.F.

NEW JERSEY DEPARTMENT OF TRANSPORTATION

UTILITY AND ITS CONSTRUCTION PLANS

ROUTE 35 CONTRACT NO. 004950321

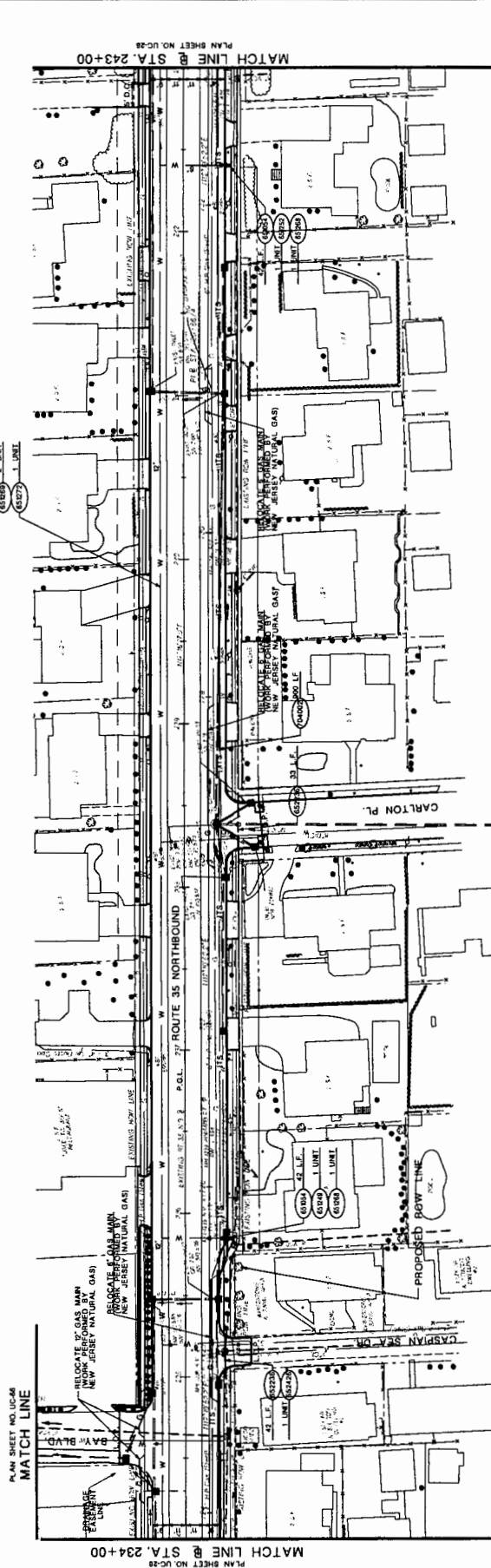
THE FIRM GROUP: [Signature]
 PROFESSIONAL ENGINEER LICENSE NO. 241176808
 DATE: 08/20/2024
 NEW JERSEY PROFESSIONAL ENGINEER REG. NO. 241176808

STATE FEDERAL PROJECT NO.
N.J. BR-304 (204)

TOWNSHIP OF BRICK COUNTY OF OCEAN



TOWNSHIP OF BRICK COUNTY OF OCEAN



- 61000 35 L.F.
- 61005 85 L.F.
- 61006 300 L.F.
- 61008 1 UNIT
- 61009 2 UNITS
- 61010 1 UNIT

ITEM NO.	TO BE CONSTRUCTED	CONTRACT QUANTITY
61000	4" DUCTILE IRON WATER PIPE CLASS 32	600 L.F.
61001	6" DUCTILE IRON WATER PIPE CLASS 32	800 L.F.
61002	8" DUCTILE IRON WATER PIPE CLASS 32	600 L.F.
61003	RELOCATE PER HYDRANT	1 UNIT
61004	RELOCATE PER HYDRANT	1 UNIT
61005	3" VALVES AND BOXES	3 UNITS
61006	4" VALVES AND BOXES	2 UNITS
61007	8" POLYETHYLENE GLASS REINFORCED SEWER PIPE	75 L.F.
61008	RECONSTRUCTED MANHOLE LAMINATE SERIES USING EXISTING CASTING	1 UNIT
61009	ITS CONDUIT TYPE "X", MODIFIED	800 L.F.

NEW JERSEY DEPARTMENT OF TRANSPORTATION
UTILITY AND ITS CONSTRUCTION PLANS
 ROUTE 35 CONTRACT NO. 004950321
 THE ENR GROUP
 CORPORATION OF AUTOMATION NO. 2041220000
 JOHN J. MANNING
 NEW JERSEY PROFESSIONAL ENGINEERING LICENSE NO. 1046810200

STATE FEDERAL PROJECT NO.
N.J. 60-1044 (00)

TOWNSHIP OF BRICK

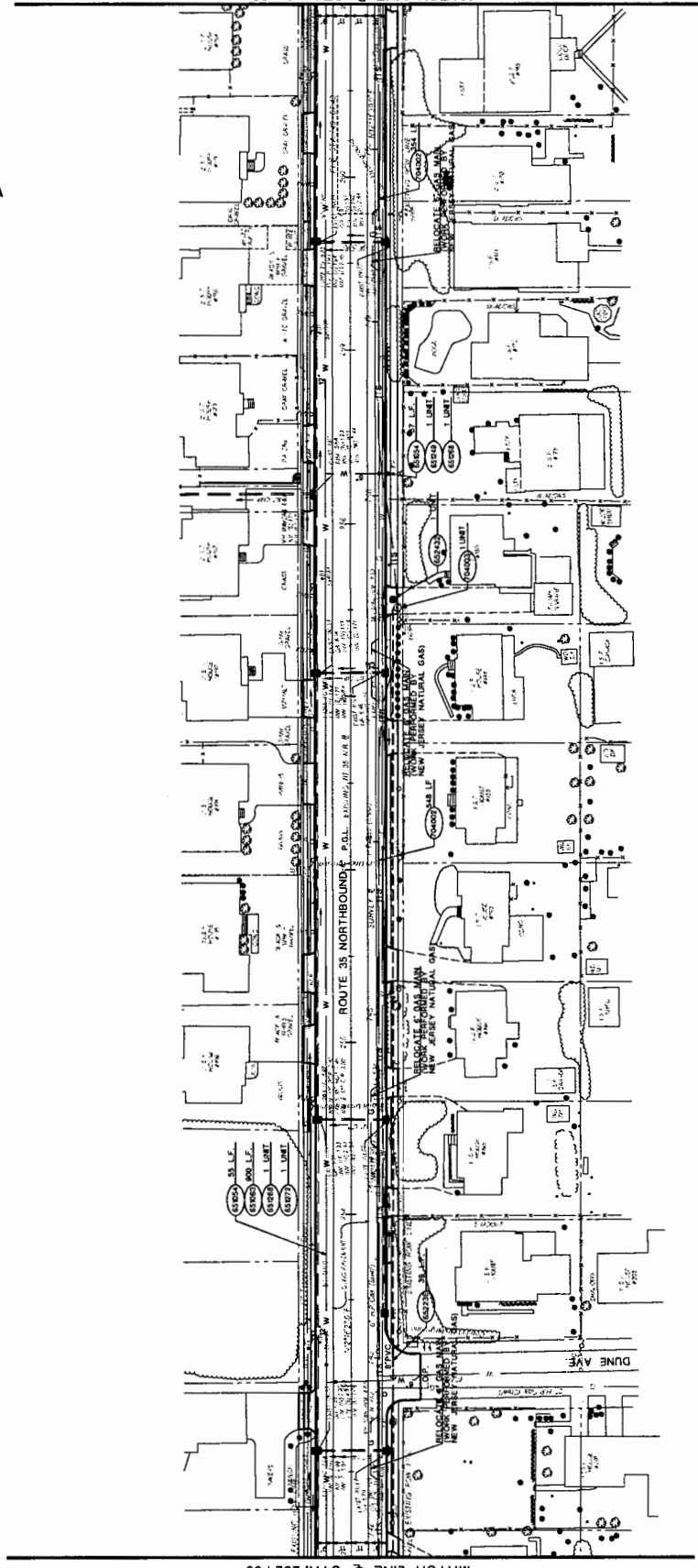


COUNTY OF OCEAN



MATCH LINE @ STA. 252+00
PLAN SHEET NO. UC-28

MATCH LINE @ STA. 261+00
PLAN SHEET NO. UC-30



STD. ITEM NO.	TO BE CONSTRUCTED	CONTRACT QUANTITY
45000P	1\"/>	

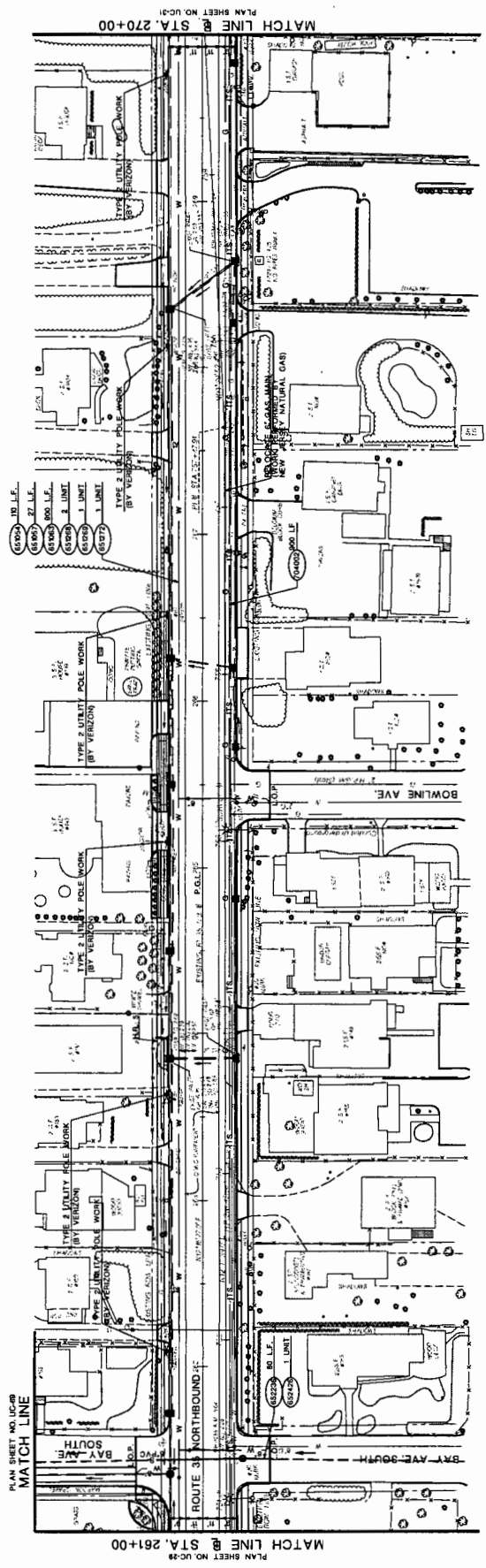
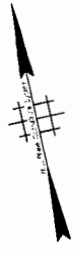
NEW JERSEY DEPARTMENT OF TRANSPORTATION
UTILITY AND ITS CONSTRUCTION PLANS
ROUTE 35 CONTRACT NO. 00490321
THE AREA GROUP
CERTIFICATION OF AUTHORIZATION NO. 28417878800
SHEET J. J. JACOBSON
REGISTERED PROFESSIONAL ENGINEER LICENSE NO. 146167208

STATE FEDERAL PROJECT NO.
N.J. ER-7084 (80)

COUNTY OF OCEAN



TOWNSHIP OF BRICK



ITEM NO.	TO BE CONSTRUCTED	CONTRACT QUANTITY
61000	27 L.F. 12" POLYETHYLENE GLASS FIBER REINFORCED PIPE (PERF. USE) LUSTING	27 L.F.
61001	27 L.F. 12" POLYETHYLENE GLASS FIBER REINFORCED PIPE (PERF. USE) LUSTING	27 L.F.
61002	27 L.F. 12" POLYETHYLENE GLASS FIBER REINFORCED PIPE (PERF. USE) LUSTING	27 L.F.
61003	27 L.F. 12" POLYETHYLENE GLASS FIBER REINFORCED PIPE (PERF. USE) LUSTING	27 L.F.
61004	27 L.F. 12" POLYETHYLENE GLASS FIBER REINFORCED PIPE (PERF. USE) LUSTING	27 L.F.
61005	27 L.F. 12" POLYETHYLENE GLASS FIBER REINFORCED PIPE (PERF. USE) LUSTING	27 L.F.
61006	27 L.F. 12" POLYETHYLENE GLASS FIBER REINFORCED PIPE (PERF. USE) LUSTING	27 L.F.
61007	27 L.F. 12" POLYETHYLENE GLASS FIBER REINFORCED PIPE (PERF. USE) LUSTING	27 L.F.
61008	27 L.F. 12" POLYETHYLENE GLASS FIBER REINFORCED PIPE (PERF. USE) LUSTING	27 L.F.
61009	27 L.F. 12" POLYETHYLENE GLASS FIBER REINFORCED PIPE (PERF. USE) LUSTING	27 L.F.
61010	27 L.F. 12" POLYETHYLENE GLASS FIBER REINFORCED PIPE (PERF. USE) LUSTING	27 L.F.
61011	27 L.F. 12" POLYETHYLENE GLASS FIBER REINFORCED PIPE (PERF. USE) LUSTING	27 L.F.
61012	27 L.F. 12" POLYETHYLENE GLASS FIBER REINFORCED PIPE (PERF. USE) LUSTING	27 L.F.
61013	27 L.F. 12" POLYETHYLENE GLASS FIBER REINFORCED PIPE (PERF. USE) LUSTING	27 L.F.
61014	27 L.F. 12" POLYETHYLENE GLASS FIBER REINFORCED PIPE (PERF. USE) LUSTING	27 L.F.
61015	27 L.F. 12" POLYETHYLENE GLASS FIBER REINFORCED PIPE (PERF. USE) LUSTING	27 L.F.
61016	27 L.F. 12" POLYETHYLENE GLASS FIBER REINFORCED PIPE (PERF. USE) LUSTING	27 L.F.
61017	27 L.F. 12" POLYETHYLENE GLASS FIBER REINFORCED PIPE (PERF. USE) LUSTING	27 L.F.
61018	27 L.F. 12" POLYETHYLENE GLASS FIBER REINFORCED PIPE (PERF. USE) LUSTING	27 L.F.
61019	27 L.F. 12" POLYETHYLENE GLASS FIBER REINFORCED PIPE (PERF. USE) LUSTING	27 L.F.
61020	27 L.F. 12" POLYETHYLENE GLASS FIBER REINFORCED PIPE (PERF. USE) LUSTING	27 L.F.
61021	27 L.F. 12" POLYETHYLENE GLASS FIBER REINFORCED PIPE (PERF. USE) LUSTING	27 L.F.
61022	27 L.F. 12" POLYETHYLENE GLASS FIBER REINFORCED PIPE (PERF. USE) LUSTING	27 L.F.
61023	27 L.F. 12" POLYETHYLENE GLASS FIBER REINFORCED PIPE (PERF. USE) LUSTING	27 L.F.
61024	27 L.F. 12" POLYETHYLENE GLASS FIBER REINFORCED PIPE (PERF. USE) LUSTING	27 L.F.
61025	27 L.F. 12" POLYETHYLENE GLASS FIBER REINFORCED PIPE (PERF. USE) LUSTING	27 L.F.
61026	27 L.F. 12" POLYETHYLENE GLASS FIBER REINFORCED PIPE (PERF. USE) LUSTING	27 L.F.
61027	27 L.F. 12" POLYETHYLENE GLASS FIBER REINFORCED PIPE (PERF. USE) LUSTING	27 L.F.
61028	27 L.F. 12" POLYETHYLENE GLASS FIBER REINFORCED PIPE (PERF. USE) LUSTING	27 L.F.
61029	27 L.F. 12" POLYETHYLENE GLASS FIBER REINFORCED PIPE (PERF. USE) LUSTING	27 L.F.
61030	27 L.F. 12" POLYETHYLENE GLASS FIBER REINFORCED PIPE (PERF. USE) LUSTING	27 L.F.
61031	27 L.F. 12" POLYETHYLENE GLASS FIBER REINFORCED PIPE (PERF. USE) LUSTING	27 L.F.
61032	27 L.F. 12" POLYETHYLENE GLASS FIBER REINFORCED PIPE (PERF. USE) LUSTING	27 L.F.
61033	27 L.F. 12" POLYETHYLENE GLASS FIBER REINFORCED PIPE (PERF. USE) LUSTING	27 L.F.
61034	27 L.F. 12" POLYETHYLENE GLASS FIBER REINFORCED PIPE (PERF. USE) LUSTING	27 L.F.
61035	27 L.F. 12" POLYETHYLENE GLASS FIBER REINFORCED PIPE (PERF. USE) LUSTING	27 L.F.
61036	27 L.F. 12" POLYETHYLENE GLASS FIBER REINFORCED PIPE (PERF. USE) LUSTING	27 L.F.
61037	27 L.F. 12" POLYETHYLENE GLASS FIBER REINFORCED PIPE (PERF. USE) LUSTING	27 L.F.
61038	27 L.F. 12" POLYETHYLENE GLASS FIBER REINFORCED PIPE (PERF. USE) LUSTING	27 L.F.
61039	27 L.F. 12" POLYETHYLENE GLASS FIBER REINFORCED PIPE (PERF. USE) LUSTING	27 L.F.
61040	27 L.F. 12" POLYETHYLENE GLASS FIBER REINFORCED PIPE (PERF. USE) LUSTING	27 L.F.
61041	27 L.F. 12" POLYETHYLENE GLASS FIBER REINFORCED PIPE (PERF. USE) LUSTING	27 L.F.
61042	27 L.F. 12" POLYETHYLENE GLASS FIBER REINFORCED PIPE (PERF. USE) LUSTING	27 L.F.
61043	27 L.F. 12" POLYETHYLENE GLASS FIBER REINFORCED PIPE (PERF. USE) LUSTING	27 L.F.
61044	27 L.F. 12" POLYETHYLENE GLASS FIBER REINFORCED PIPE (PERF. USE) LUSTING	27 L.F.
61045	27 L.F. 12" POLYETHYLENE GLASS FIBER REINFORCED PIPE (PERF. USE) LUSTING	27 L.F.
61046	27 L.F. 12" POLYETHYLENE GLASS FIBER REINFORCED PIPE (PERF. USE) LUSTING	27 L.F.
61047	27 L.F. 12" POLYETHYLENE GLASS FIBER REINFORCED PIPE (PERF. USE) LUSTING	27 L.F.
61048	27 L.F. 12" POLYETHYLENE GLASS FIBER REINFORCED PIPE (PERF. USE) LUSTING	27 L.F.
61049	27 L.F. 12" POLYETHYLENE GLASS FIBER REINFORCED PIPE (PERF. USE) LUSTING	27 L.F.
61050	27 L.F. 12" POLYETHYLENE GLASS FIBER REINFORCED PIPE (PERF. USE) LUSTING	27 L.F.

NEW JERSEY DEPARTMENT OF TRANSPORTATION

UTILITY AND ITS CONSTRUCTION PLANS

ROUTE 35 CONTRACT NO. 004850321

THE BSA GROUP
 CORPORATION OF AMERICA
 1000 MARKET STREET
 PHILADELPHIA, PA. 19102

DATE: 11/15/00
 BY: JACQUELINE LORBER JACQUEL, INC. SUPERVISOR

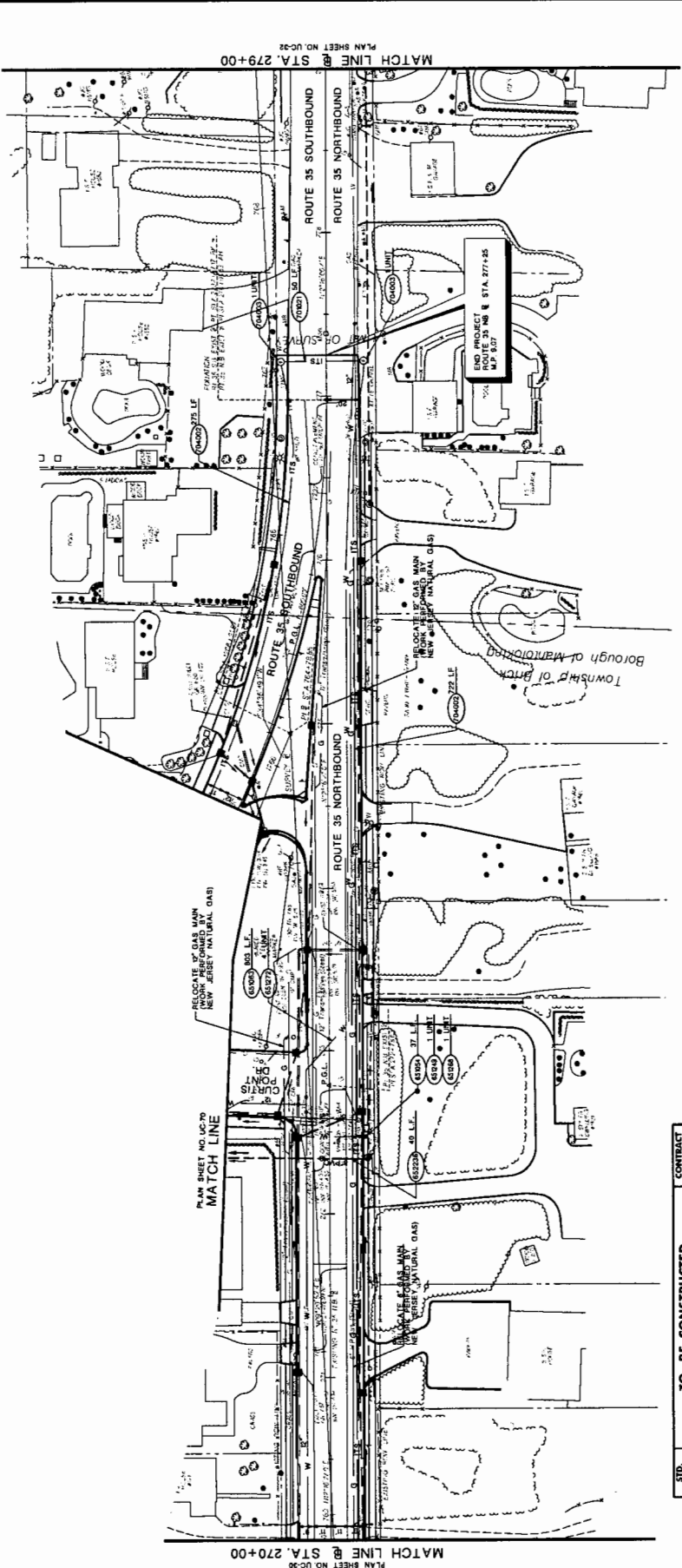


STATE: N.J.
 FEDERAL PROJECT NO.: BR/DM (04)



COUNTY OF OCEAN

TOWNSHIP OF BRICK & BOROUGH OF MANTOLOKING



NEW JERSEY DEPARTMENT OF TRANSPORTATION
 CONTRACT NO. 004950321

**UTILITY AND ITS
 CONSTRUCTION PLANS**

ROUTE 35
 CONTRACT NO. 004950321
 THE BRL GROUP
 1000 WASHINGTON BLVD., SUITE 2000
 NEW JERSEY DEPARTMENT OF TRANSPORTATION
 NEW JERSEY PROFESSIONAL ENGINEER LICENSE NO. J04000000

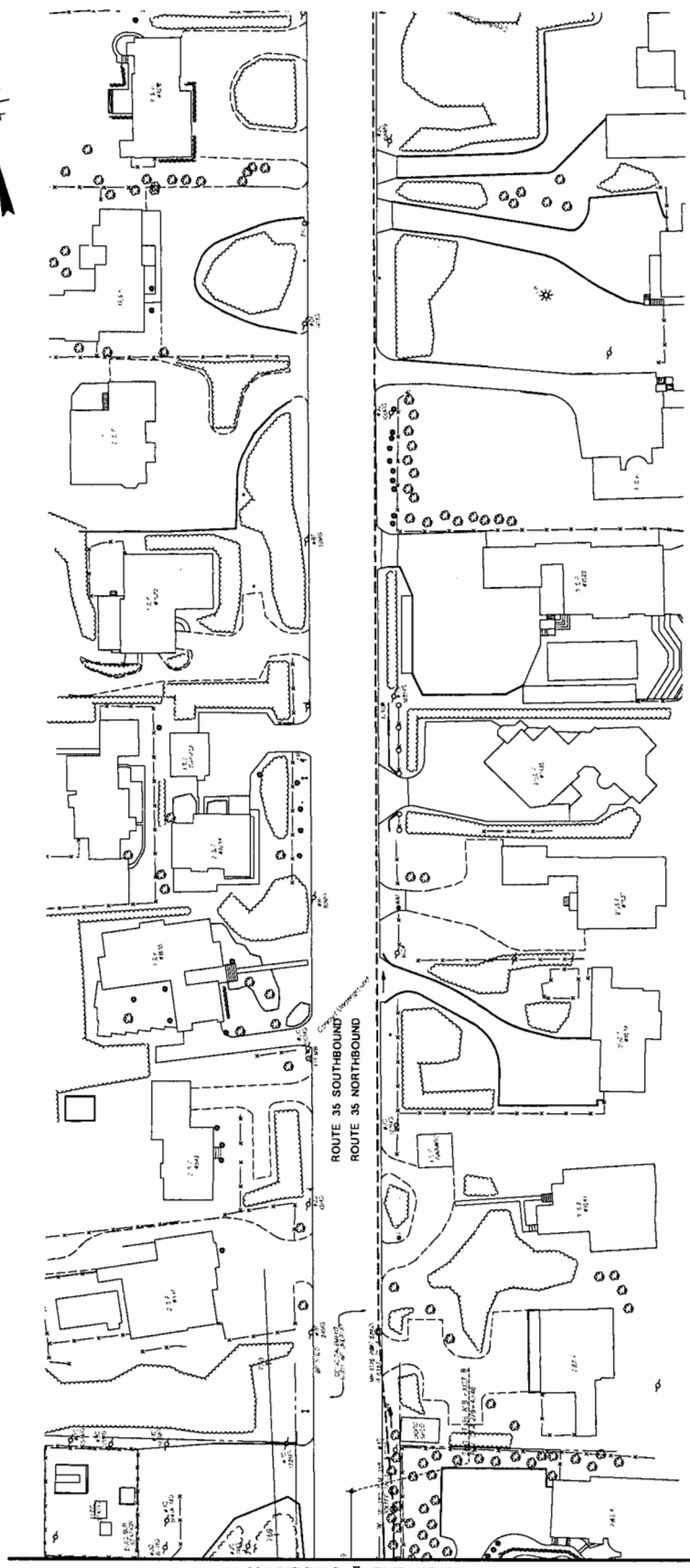
STD. ITEM NO.	TO BE CONSTRUCTED	CONTRACT QUANTITY
65200	12\"/>	1 UNIT
65201	12\"/>	1 UNIT
65202	12\"/>	1 UNIT
65203	12\"/>	1 UNIT
65204	12\"/>	1 UNIT
65205	12\"/>	1 UNIT
65206	12\"/>	1 UNIT
65207	12\"/>	1 UNIT
65208	12\"/>	1 UNIT
65209	12\"/>	1 UNIT
65210	12\"/>	1 UNIT
65211	12\"/>	1 UNIT
65212	12\"/>	1 UNIT
65213	12\"/>	1 UNIT
65214	12\"/>	1 UNIT
65215	12\"/>	1 UNIT
65216	12\"/>	1 UNIT
65217	12\"/>	1 UNIT
65218	12\"/>	1 UNIT
65219	12\"/>	1 UNIT
65220	12\"/>	1 UNIT
65221	12\"/>	1 UNIT
65222	12\"/>	1 UNIT
65223	12\"/>	1 UNIT
65224	12\"/>	1 UNIT
65225	12\"/>	1 UNIT
65226	12\"/>	1 UNIT
65227	12\"/>	1 UNIT
65228	12\"/>	1 UNIT
65229	12\"/>	1 UNIT
65230	12\"/>	1 UNIT
65231	12\"/>	1 UNIT
65232	12\"/>	1 UNIT
65233	12\"/>	1 UNIT
65234	12\"/>	1 UNIT
65235	12\"/>	1 UNIT
65236	12\"/>	1 UNIT
65237	12\"/>	1 UNIT
65238	12\"/>	1 UNIT
65239	12\"/>	1 UNIT
65240	12\"/>	1 UNIT
65241	12\"/>	1 UNIT
65242	12\"/>	1 UNIT
65243	12\"/>	1 UNIT
65244	12\"/>	1 UNIT
65245	12\"/>	1 UNIT
65246	12\"/>	1 UNIT
65247	12\"/>	1 UNIT
65248	12\"/>	1 UNIT
65249	12\"/>	1 UNIT
65250	12\"/>	1 UNIT
65251	12\"/>	1 UNIT
65252	12\"/>	1 UNIT
65253	12\"/>	1 UNIT
65254	12\"/>	1 UNIT
65255	12\"/>	1 UNIT
65256	12\"/>	1 UNIT
65257	12\"/>	1 UNIT
65258	12\"/>	1 UNIT
65259	12\"/>	1 UNIT
65260	12\"/>	1 UNIT
65261	12\"/>	1 UNIT
65262	12\"/>	1 UNIT
65263	12\"/>	1 UNIT
65264	12\"/>	1 UNIT
65265	12\"/>	1 UNIT
65266	12\"/>	1 UNIT
65267	12\"/>	1 UNIT
65268	12\"/>	1 UNIT
65269	12\"/>	1 UNIT
65270	12\"/>	1 UNIT
65271	12\"/>	1 UNIT
65272	12\"/>	1 UNIT
65273	12\"/>	1 UNIT
65274	12\"/>	1 UNIT
65275	12\"/>	1 UNIT
65276	12\"/>	1 UNIT
65277	12\"/>	1 UNIT
65278	12\"/>	1 UNIT
65279	12\"/>	1 UNIT
65280	12\"/>	1 UNIT
65281	12\"/>	1 UNIT
65282	12\"/>	1 UNIT
65283	12\"/>	1 UNIT
65284	12\"/>	1 UNIT
65285	12\"/>	1 UNIT
65286	12\"/>	1 UNIT
65287	12\"/>	1 UNIT
65288	12\"/>	1 UNIT
65289	12\"/>	1 UNIT
65290	12\"/>	1 UNIT
65291	12\"/>	1 UNIT
65292	12\"/>	1 UNIT
65293	12\"/>	1 UNIT
65294	12\"/>	1 UNIT
65295	12\"/>	1 UNIT
65296	12\"/>	1 UNIT
65297	12\"/>	1 UNIT
65298	12\"/>	1 UNIT
65299	12\"/>	1 UNIT
65300	12\"/>	1 UNIT

STATE FEDERAL PROJECT NO.
N.J. EN/7041 (M)

COUNTY OF OCEAN



BOROUGH OF MANTOLOKING



PLAN SHEET NO. UC-31
MATCH LINE @ STA. 279+00

NO WORK ON THIS SHEET.
NEW JERSEY DEPARTMENT OF TRANSPORTATION

UTILITY AND ITS
CONSTRUCTION PLANS
ROUTE 35 CONTRACT NO. 004950321

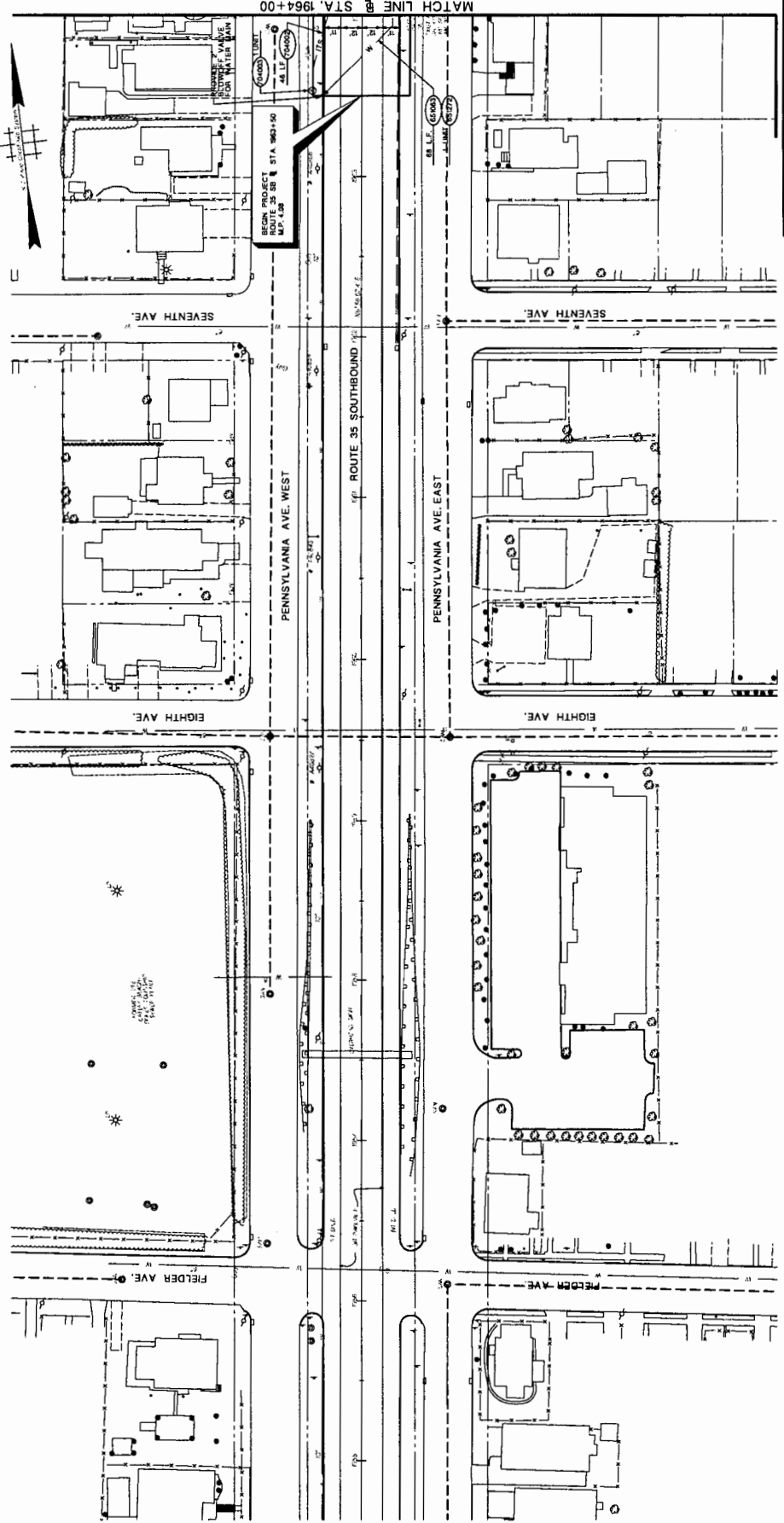
THE N.J.A. GROUP
CORPORATION OF AUTHORIZATION NO. JHALL1282008
NEW JERSEY
REGISTERED PROFESSIONAL ENGINEER LICENSE NO. 148200800



STATE FEDERAL PROJECT NO.
N.J. ER-7044 (04)

COUNTY OF OCEAN

TOWNSHIP OF TOMS RIVER



NEW JERSEY DEPARTMENT OF TRANSPORTATION
**UTILITY AND ITS
 CONSTRUCTION PLANS**
 ROUTE 35 CONTRACT NO. 004950321
 THE NEW GROUP
 2000 WASHINGTON ST. SUITE 200
 NEWARK, NJ 07102
 NEW JERSEY PROFESSIONAL ENGINEER LICENSE NO. J106802000

ITEM NO	TO BE CONSTRUCTED	CONTRACT QUANTITY
6500SP	6" DUCTILE IRON WATER PIPE CLASS 52	68 L.F.
724000	18" CONDUIT TYPE "A" MOBBLED	48 L.F.
724003M	JUNCTION BOX TYPE A	1 UNIT

MATCH LINE @ STA. 1964+00
 PLAN SHEET NO. UC-4

SECTION PROJECT
 ROUTE 35 SB STA 1963+50
 M.P. 4.08

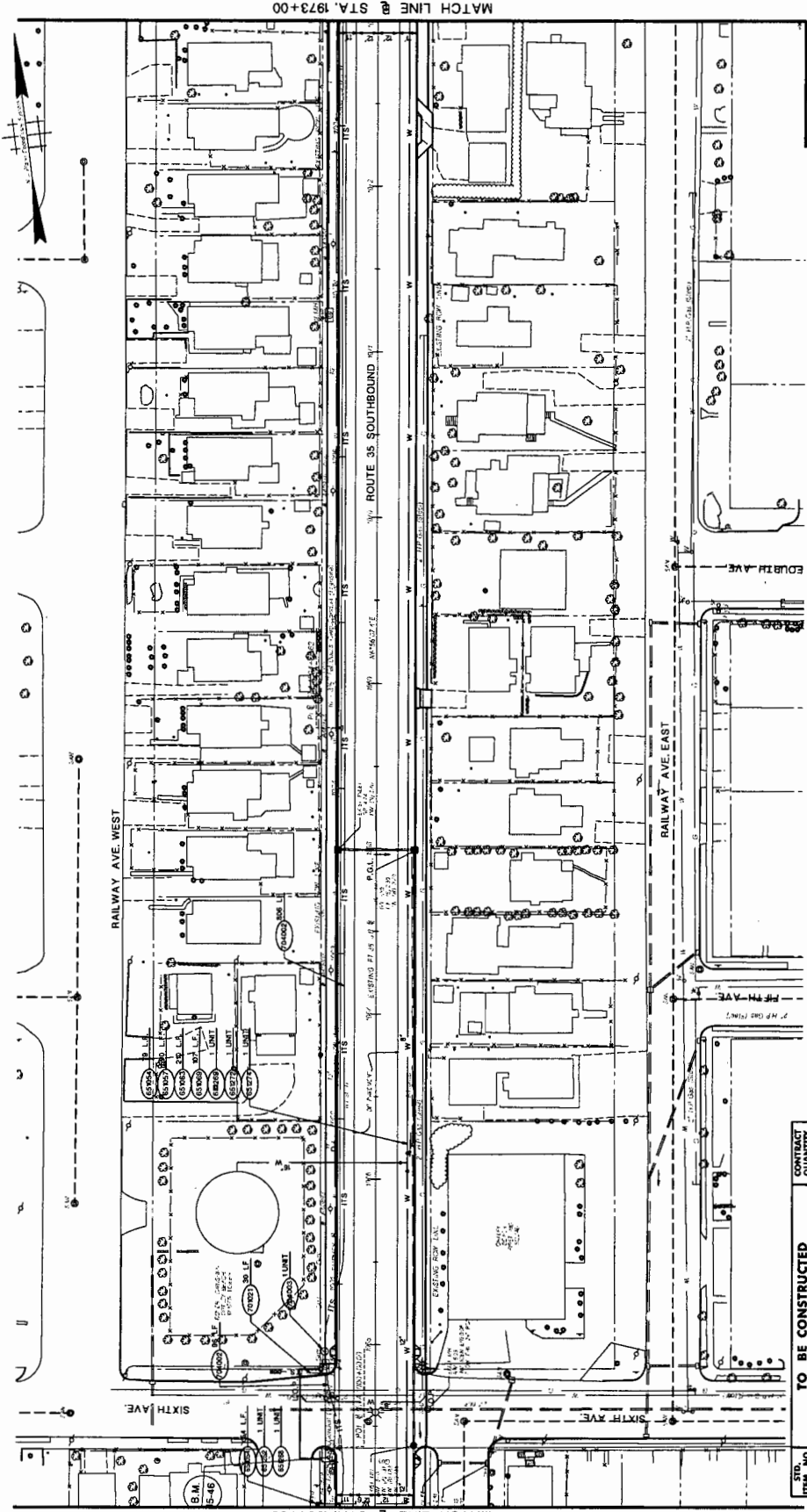
68 L.F. (6500)
 48 L.F. (724000)

100-31
 100-30

STATE FEDERAL PROJECT NO.
N.J. ER-704 (B1)

COUNTY OF OCEAN

TOWNSHIP OF TOMS RIVER

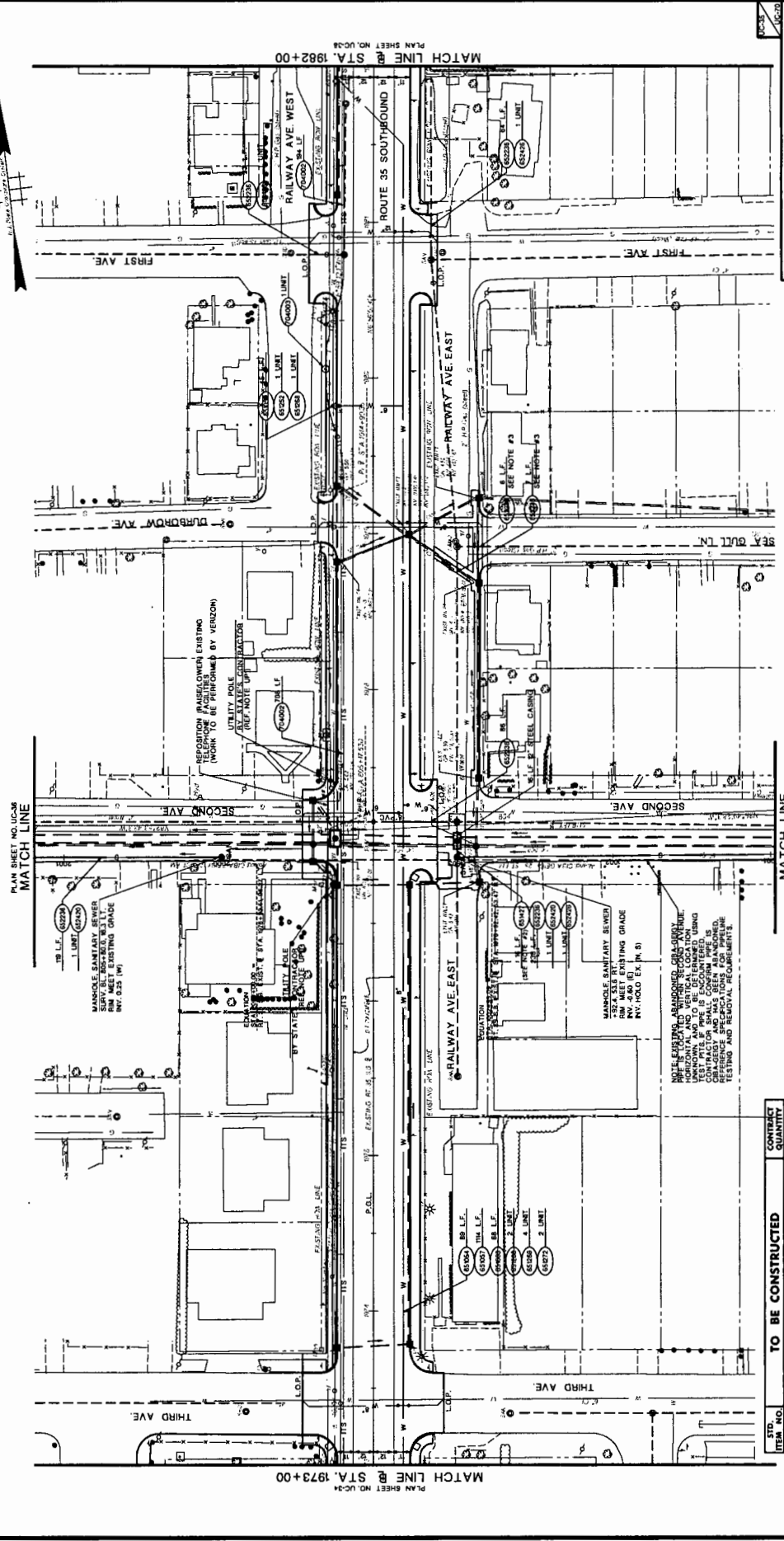


MATCH LINE @ STA. 1973+00
PLAN SHEET NO. UC-35

MATCH LINE @ STA. 1964+00
PLAN SHEET NO. UC-33

ITEM NO.	TO BE CONSTRUCTED	CONTRACT QUANTITY
60000	12" DUCTILE IRON PIPE CLASS 52	30 L.F.
60001	12" DUCTILE IRON WATER PIPE CLASS 52	30 L.F.
60002	12" DUCTILE IRON WATER PIPE CLASS 52	30 L.F.
60003	12" VALVES AND BOXES	1 UNIT
60004	12" VALVES AND BOXES	1 UNIT
60005	12" VALVES AND BOXES	1 UNIT
60006	12" VALVES AND BOXES	1 UNIT
60007	12" VALVES AND BOXES	1 UNIT
60008	12" VALVES AND BOXES	1 UNIT
60009	12" VALVES AND BOXES	1 UNIT
60010	12" VALVES AND BOXES	1 UNIT
60011	12" VALVES AND BOXES	1 UNIT
60012	12" VALVES AND BOXES	1 UNIT
60013	12" VALVES AND BOXES	1 UNIT
60014	12" VALVES AND BOXES	1 UNIT
60015	12" VALVES AND BOXES	1 UNIT
60016	12" VALVES AND BOXES	1 UNIT
60017	12" VALVES AND BOXES	1 UNIT
60018	12" VALVES AND BOXES	1 UNIT
60019	12" VALVES AND BOXES	1 UNIT
60020	12" VALVES AND BOXES	1 UNIT
60021	12" VALVES AND BOXES	1 UNIT
60022	12" VALVES AND BOXES	1 UNIT
60023	12" VALVES AND BOXES	1 UNIT
60024	12" VALVES AND BOXES	1 UNIT
60025	12" VALVES AND BOXES	1 UNIT
60026	12" VALVES AND BOXES	1 UNIT
60027	12" VALVES AND BOXES	1 UNIT
60028	12" VALVES AND BOXES	1 UNIT
60029	12" VALVES AND BOXES	1 UNIT
60030	12" VALVES AND BOXES	1 UNIT
60031	12" VALVES AND BOXES	1 UNIT
60032	12" VALVES AND BOXES	1 UNIT
60033	12" VALVES AND BOXES	1 UNIT
60034	12" VALVES AND BOXES	1 UNIT
60035	12" VALVES AND BOXES	1 UNIT
60036	12" VALVES AND BOXES	1 UNIT
60037	12" VALVES AND BOXES	1 UNIT
60038	12" VALVES AND BOXES	1 UNIT
60039	12" VALVES AND BOXES	1 UNIT
60040	12" VALVES AND BOXES	1 UNIT
60041	12" VALVES AND BOXES	1 UNIT
60042	12" VALVES AND BOXES	1 UNIT
60043	12" VALVES AND BOXES	1 UNIT
60044	12" VALVES AND BOXES	1 UNIT
60045	12" VALVES AND BOXES	1 UNIT
60046	12" VALVES AND BOXES	1 UNIT
60047	12" VALVES AND BOXES	1 UNIT
60048	12" VALVES AND BOXES	1 UNIT
60049	12" VALVES AND BOXES	1 UNIT
60050	12" VALVES AND BOXES	1 UNIT
60051	12" VALVES AND BOXES	1 UNIT
60052	12" VALVES AND BOXES	1 UNIT
60053	12" VALVES AND BOXES	1 UNIT
60054	12" VALVES AND BOXES	1 UNIT
60055	12" VALVES AND BOXES	1 UNIT
60056	12" VALVES AND BOXES	1 UNIT
60057	12" VALVES AND BOXES	1 UNIT
60058	12" VALVES AND BOXES	1 UNIT
60059	12" VALVES AND BOXES	1 UNIT
60060	12" VALVES AND BOXES	1 UNIT
60061	12" VALVES AND BOXES	1 UNIT
60062	12" VALVES AND BOXES	1 UNIT
60063	12" VALVES AND BOXES	1 UNIT
60064	12" VALVES AND BOXES	1 UNIT
60065	12" VALVES AND BOXES	1 UNIT
60066	12" VALVES AND BOXES	1 UNIT
60067	12" VALVES AND BOXES	1 UNIT
60068	12" VALVES AND BOXES	1 UNIT
60069	12" VALVES AND BOXES	1 UNIT
60070	12" VALVES AND BOXES	1 UNIT
60071	12" VALVES AND BOXES	1 UNIT
60072	12" VALVES AND BOXES	1 UNIT
60073	12" VALVES AND BOXES	1 UNIT
60074	12" VALVES AND BOXES	1 UNIT
60075	12" VALVES AND BOXES	1 UNIT
60076	12" VALVES AND BOXES	1 UNIT
60077	12" VALVES AND BOXES	1 UNIT
60078	12" VALVES AND BOXES	1 UNIT
60079	12" VALVES AND BOXES	1 UNIT
60080	12" VALVES AND BOXES	1 UNIT
60081	12" VALVES AND BOXES	1 UNIT
60082	12" VALVES AND BOXES	1 UNIT
60083	12" VALVES AND BOXES	1 UNIT
60084	12" VALVES AND BOXES	1 UNIT
60085	12" VALVES AND BOXES	1 UNIT
60086	12" VALVES AND BOXES	1 UNIT
60087	12" VALVES AND BOXES	1 UNIT
60088	12" VALVES AND BOXES	1 UNIT
60089	12" VALVES AND BOXES	1 UNIT
60090	12" VALVES AND BOXES	1 UNIT
60091	12" VALVES AND BOXES	1 UNIT
60092	12" VALVES AND BOXES	1 UNIT
60093	12" VALVES AND BOXES	1 UNIT
60094	12" VALVES AND BOXES	1 UNIT
60095	12" VALVES AND BOXES	1 UNIT
60096	12" VALVES AND BOXES	1 UNIT
60097	12" VALVES AND BOXES	1 UNIT
60098	12" VALVES AND BOXES	1 UNIT
60099	12" VALVES AND BOXES	1 UNIT
60100	12" VALVES AND BOXES	1 UNIT

NEW JERSEY DEPARTMENT OF TRANSPORTATION
UTILITY AND ITS CONSTRUCTION PLANS
 ROUTE 35 CONTRACT NO. 004950321
 THE FIRM GROUP
 CONSULTANT NO. 1041798000
 DATE: 10/1/2010
 NEW JERSEY PROFESSIONAL ENGINEER LICENSE NO. 148200000



ITEM NO.	TO BE CONSTRUCTED	QUANTITY
50482P	8" DUCTILE IRON WATER PIPE CLASS 52	104 L.F.
50482M	8" DUCTILE IRON WATER PIPE CLASS 52	84 L.F.
50482S	8" DUCTILE IRON WATER PIPE CLASS 52	84 L.F.
50482T	REEL 1" FIRE HYDRANT	1 UNIT
50482U	8" VALVES AND BOXES	3 UNIT
50482V	8" VALVES AND BOXES	2 UNIT
50482W	8" STEEL CASING	8 L.F.
50482X	8" STEEL CASING	3 L.F.
50482Y	MANHOLE SANITARY SEWER	2 UNIT
50482Z	RECONSTRUCTED MANHOLE SANITARY SEWER USING EXISTING CASING	3 UNIT
50483A	RECONSTRUCTED MANHOLE SANITARY SEWER USING EXISTING CASING	3 UNIT
50483B	15" CONDUIT TYPE "A", MODIFIED	1005 L.F.
50483C	JUNCTION BOX, TYPE "A"	1 UNIT

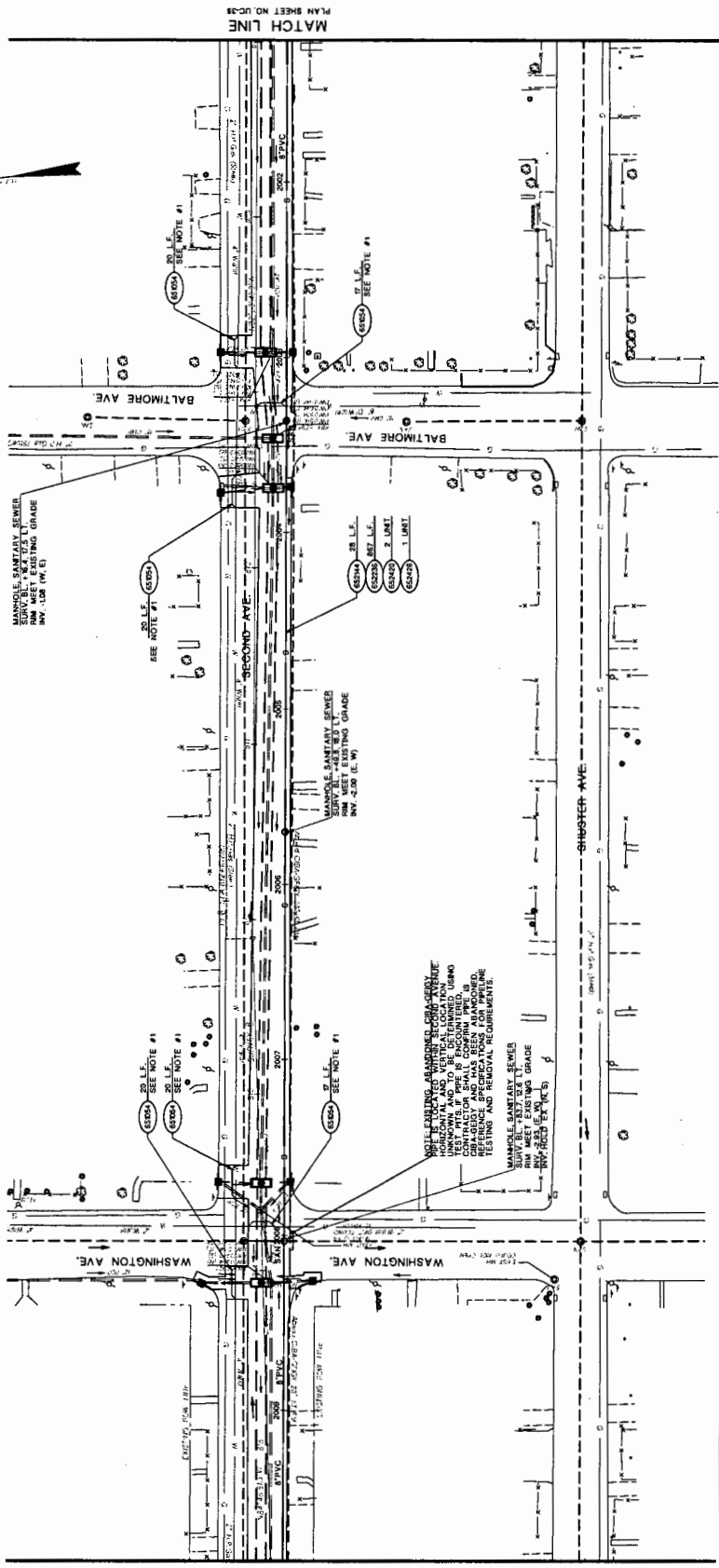
- NOTES:
- FOR PAVEMENT TRANSITION TO MEET EXISTING REFERENCED PAVEMENT DETAILS.
 - SEE CONSTRUCTION DETAILS FOR MANHOLE STEEL CASING THROUGH MANHOLE.
 - CONTRACTOR SHALL TEST ALL EXISTING UTILITY TO VERIFY COMPACT PRIOR TO CONSTRUCTION.

NEW JERSEY DEPARTMENT OF TRANSPORTATION
UTILITY AND ITS CONSTRUCTION PLANS
ROUTE 35 CONTRACT NO. 004950321
DATE: 05/20/2004
SCALE: 1" = 40' (VERTICAL)
SCALE: 1" = 40' (HORIZONTAL)
DRAWN BY: J. MARINELLI
CHECKED BY: J. MARINELLI
DATE: 05/20/2004
PROJECT NO. 004950321

STATE FEDERAL PROJECT NO.
N.J. ENR04 (04)

COUNTY OF OCEAN

TOWNSHIP OF TOMS RIVER



PLAN SHEET NO. UC-39
MATCH LINE

PLAN SHEET NO. UC-37
MATCH LINE

NEW JERSEY DEPARTMENT OF TRANSPORTATION
UTILITY AND ITS CONSTRUCTION PLANS
ROUTE 35 CONTRACT NO. 064950321

DATE OF CONTRACT AWARD: 06/15/2006
DATE OF DESIGN: 06/15/2006
DATE OF CONSTRUCTION: 06/15/2006
DATE OF AS-BUILT: 06/15/2006

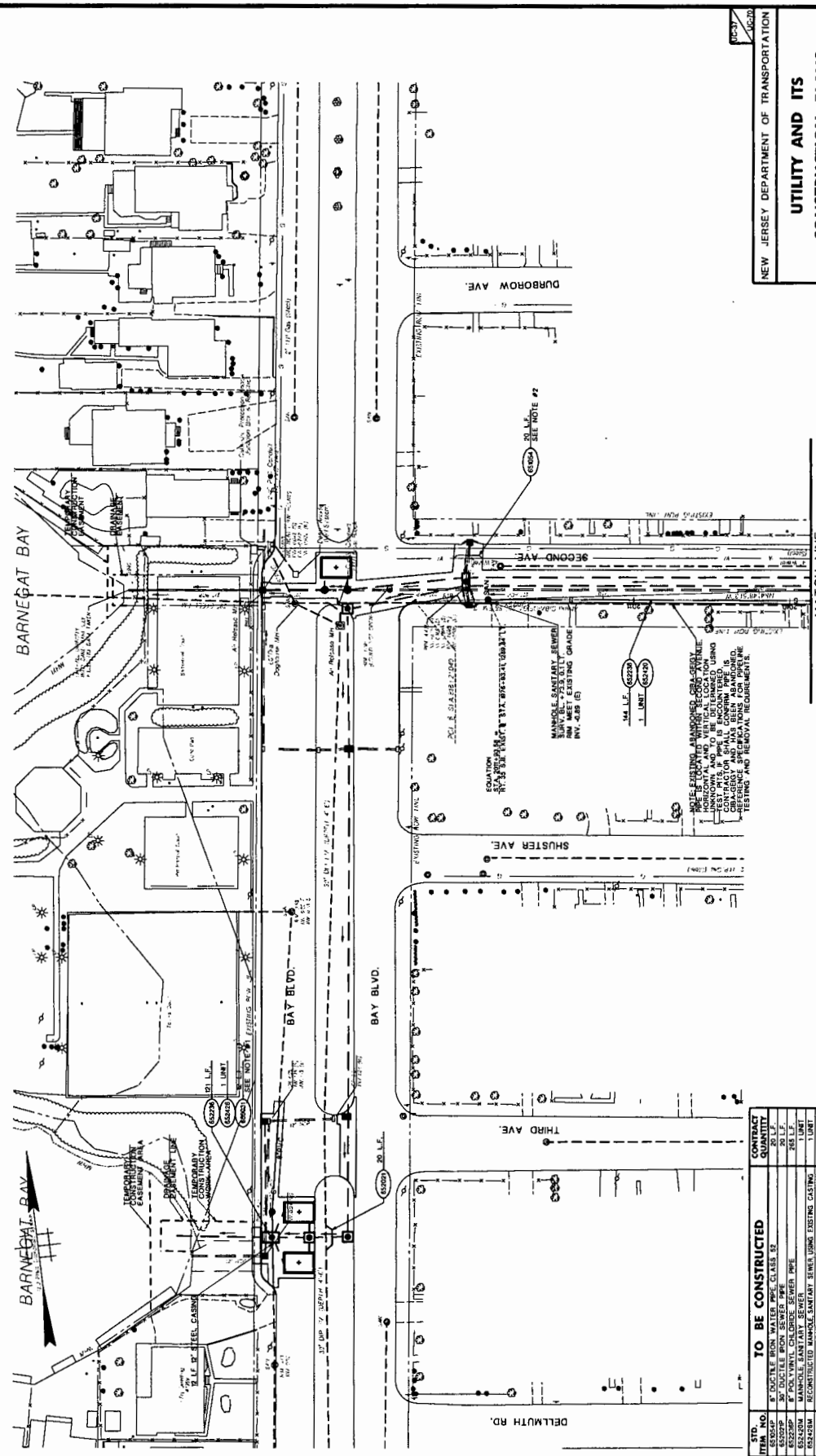
ITEM NO.	DESCRIPTION	CONTRACT QUANTITY
65244P	12" DUCTILE IRON WATER PIPE CLASS 52	28 L.F.
65244P	18" REINFORCED CONCRETE SEWER PIPE CLASS IV	867 L.F.
65245P	18" POLYETHYLENE GLASS FIBER REINFORCED PIPE	2 L.F.
65245M	RECONSTRUCTED MANHOLE SEWER USING EXISTING CASTING	2 UNIT

NOTES:
1. CONTRACTOR SHALL TEST PIT EXISTING UTILITY TO VERIFY CONTACT PRIOR TO CONSTRUCTION.

STATE FEDERAL PROJECT NO.
N.J. BR704 (04)

COUNTY OF OCEAN

TOWNSHIP OF TOMS RIVER



NEW JERSEY DEPARTMENT OF TRANSPORTATION

UTILITY AND ITS
CONSTRUCTION PLANS

ROUTE 35 CONTRACT NO. 004950321

DATE: 11/14/03
BY: J. J. HANCOCK
CHECKED: J. J. HANCOCK
DESIGNED: J. J. HANCOCK

MATCH LINE
PLAN SHEET NO. UC-36

NOTES:
1. SEE CONSTRUCTION DETAILS FOR SANITARY STEEL CASING THROUGH MANHOLE.
2. CONTRACTOR SHALL TEST HT EXISTING UTILITY TO VERIFY CONFLICT PRIOR TO CONSTRUCTION.

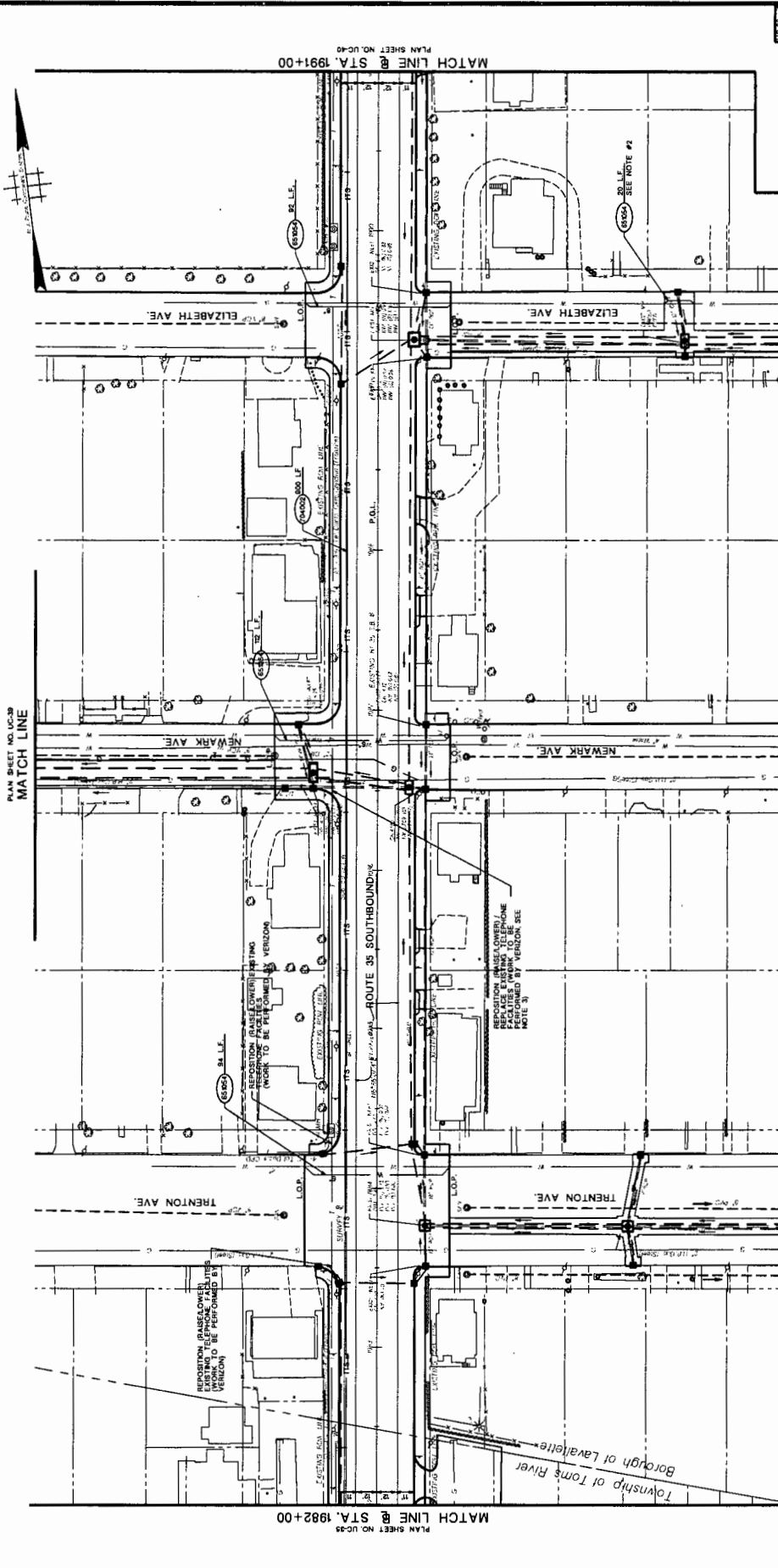
STD. NO.	TO BE CONSTRUCTED	CONTRACT QUANTITY
650000	8" DUCTILE IRON WATER PIPE CLASS 62	20 L.F.
650000	30" DUCTILE IRON SEWER PIPE	265 L.F.
650000	8" POLYETHYLENE GLASS REINFORCED PIPE	1 L.U.M.T.
650000	RECONSTRUCTED MANHOLE SANITARY STEEL USING EXISTING CASTING	1 L.U.M.T.
660000	18" STEEL CASING	0 L.F.

STATE FEDERAL PROJECT NO.
N.J. EN-7044 (04)

COUNTY OF OCEAN

PLAN SHEET NO. UC-39
MATCH LINE

TOWNSHIP OF TOMS RIVER & BOROUGH OF LAVALLETTE



MATCH LINE @ STA. 1982+00
PLAN SHEET NO. UC-39

MATCH LINE @ STA. 1991+00
PLAN SHEET NO. UC-40

MATCH LINE
PLAN SHEET NO. UC-4

MATCH LINE
PLAN SHEET NO. UC-4

NEW JERSEY DEPARTMENT OF TRANSPORTATION
ROUTE 35 CONTRACT NO. 004950021

UTILITY AND ITS CONSTRUCTION PLANS

ROUTE 35 CONTRACT NO. 004950021

DATE: 08/20/08
DESIGNED BY: [Signature]
CHECKED BY: [Signature]
SCALE: AS SHOWN

- NOTES:
1. CONTRACTOR TO VERIFY ALL UTILITIES TO BE REPOSETIONED OR REPAIRED BY CONTRACTOR.
 2. CONTRACTOR SHALL VERIFY ALL UTILITIES TO BE REPOSETIONED OR REPAIRED BY CONTRACTOR.
 3. CONSULT CONTRACTOR'S PROBABLY REPOSETIONING VERIZON TO REPLACE CONDUIT SYSTEM BETWEEN ADJACENT MANHOLES.

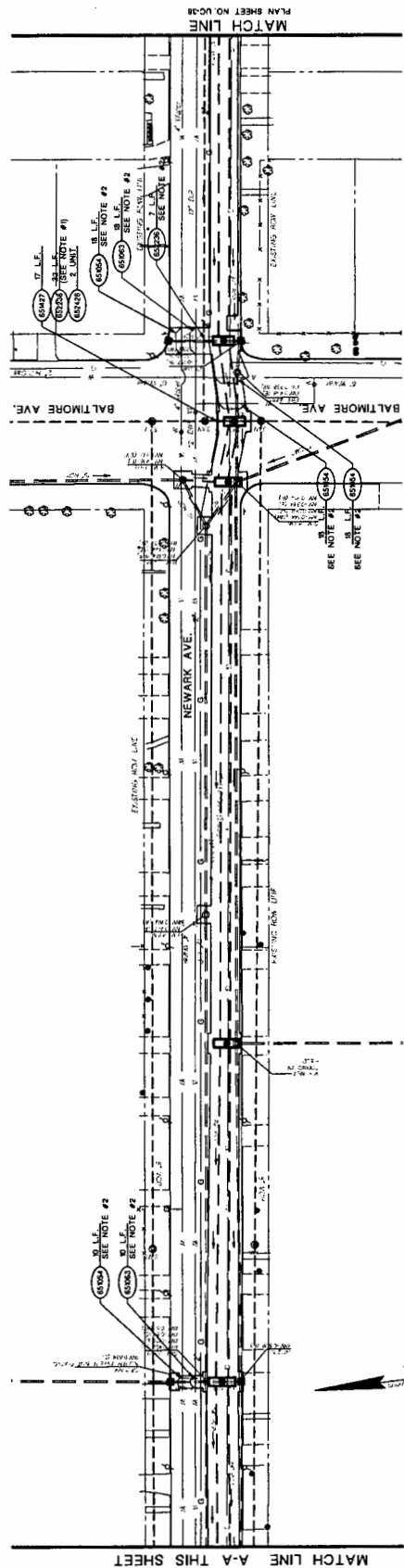
ITEM NO.	DESCRIPTION	QUANTITY	UNIT
1	8" DUCTILE IRON WATER PIPE CLASS 52	378	L.F.
2	12" CONDUIT TYPE "A" MODIFIED	360	L.F.
3	TO BE CONSTRUCTED		

STATE FEDERAL PROJECT NO.
N.J. BR-204 (04)



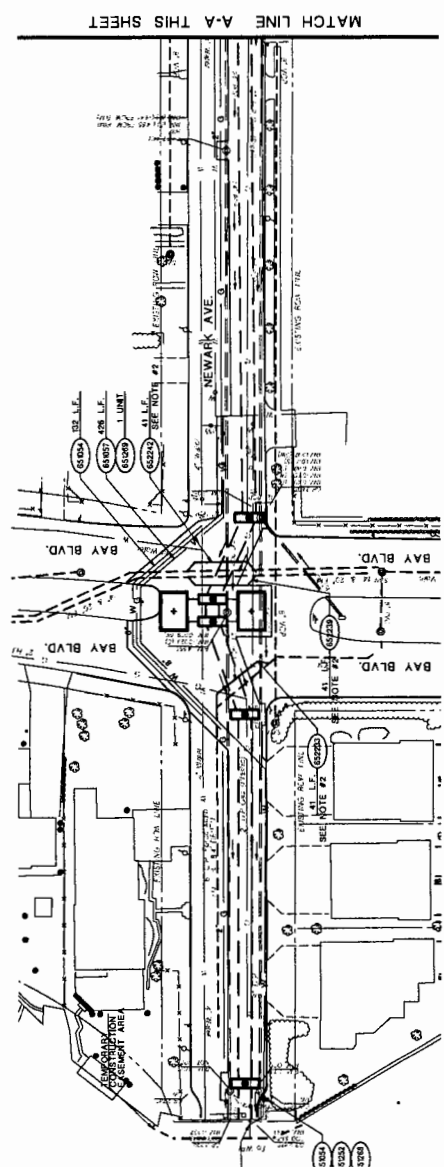
BOROUGH OF LAVALLETTE

COUNTY OF OCEAN



MATCH LINE A-A THIS SHEET

MATCH LINE A-A THIS SHEET



MATCH LINE A-A THIS SHEET

STD. ITEM NO.	TO BE CONSTRUCTED	CONTRACT QUANTITY
63050P	6" DUCTILE IRON WATER PIPE CLASS 20	181 L.F.
63050P	6" DUCTILE IRON WATER PIPE CLASS 20	40 L.F.
63050P	6" DUCTILE IRON WATER PIPE CLASS 20	28 L.F.
63050P	RESET FIRE HYDRANT	1 UNIT
63050P	6" VALVES AND BOXES	1 UNIT
63050P	6" TITEL COLUMNS	17 L.F.
63050P	6" POLYVINYL CHLORIDE SEWER PIPE	41 L.F.
63050P	6" POLYVINYL CHLORIDE SEWER PIPE	31 L.F.
63050P	6" POLYVINYL CHLORIDE SEWER PIPE	41 L.F.
63050P	20" POLYVINYL CHLORIDE SEWER PIPE	41 L.F.
63050P	RECONSTRUCTED PARALLEL SANITARY SEWER USING EXISTING CASTING	2 UNIT

NOTES:
1. SEE CONSTRUCTION DETAILS FOR SANITARY SEWER, CASTING THROUGH MANHOLE.
2. CONTRACTOR SHALL TEST PRT EXISTING UTILITY TO VERIFY CONFLICT PRIOR TO CONSTRUCTION.

NEW JERSEY DEPARTMENT OF TRANSPORTATION
**UTILITY AND ITS
CONSTRUCTION PLANS**
ROUTE 35 CONTRACT NO. 004950321
DATE: 04/10/04
DESIGNED BY: [Signature]
CHECKED BY: [Signature]
DATE: 04/10/04



STATE FEDERAL PROJECT NO.
N.J. ER-7044 (B4)

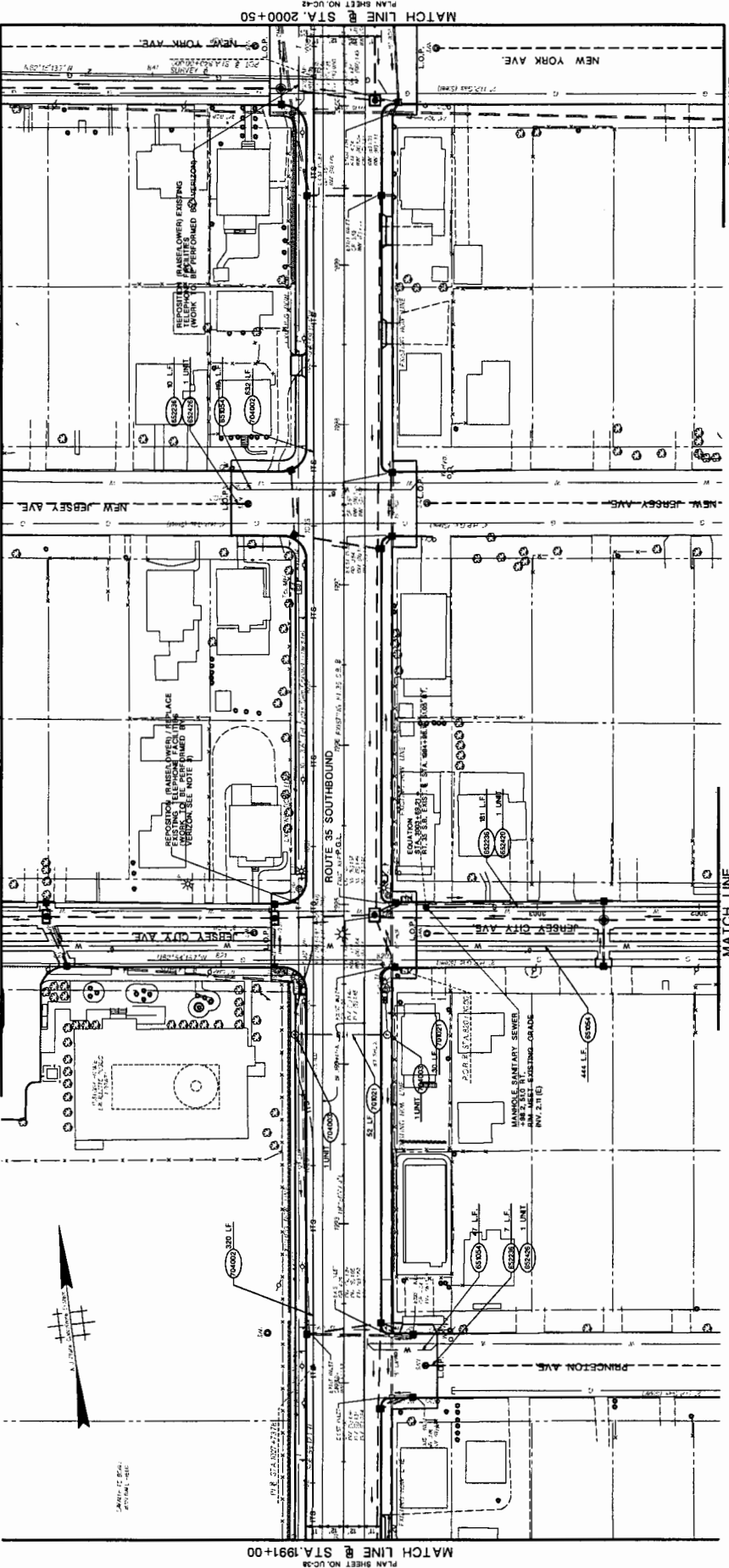
COUNTY OF OCEAN

BOROUGH OF LAVALLETT

PLAN SHEET NO. UC-1
MATCH LINE

PLAN SHEET NO. UC-2
MATCH LINE

PLAN SHEET NO. UC-3
MATCH LINE



ITEM NO.	DESCRIPTION	QUANTITY	UNIT
1	6" DUCTILE IRON WATER PIPE, CLASS 52		80 L.F.
2	8" POLYVINYL CHLORIDE SEWER PIPE		58 L.F.
3	CONCRETE MANHOLE		1 UNIT
4	CONCRETE MANHOLE SANITARY SEWER EXISTING CASTING		8 L.F.
5	3" RIGID METALLIC CONDUIT		82 L.F.
6	ITS CONDUIT TYPE "X" MODIFIED		82 L.F.
7	MANHOLE BOX, TYPE "A"		1 UNIT

TO BE CONSTRUCTED

- NOTES:
- FOR PAVEMENT TRANSITION TO MEET EXISTING, REFERENCE PAVEMENT DETAILS.
 - FIELD CONDITIONS MAY VARY FROM SHOWN. REVISIONS TO REPLACE CONDUIT SYSTEM BETWEEN ADJACENT MANHOLES.

NEW JERSEY DEPARTMENT OF TRANSPORTATION
PLAN SHEET NO. UC-4
MATCH LINE

**UTILITY AND ITS
CONSTRUCTION PLANS**

ROUTE 35 CONTRACT NO. 004930321

THE NEW GROUP
CERTIFICATION OF AUTHORIZATION NO. 14037230000
NEW JERSEY DEPARTMENT OF TRANSPORTATION
NEW JERSEY DEPARTMENT OF TRANSPORTATION
NEW JERSEY DEPARTMENT OF TRANSPORTATION



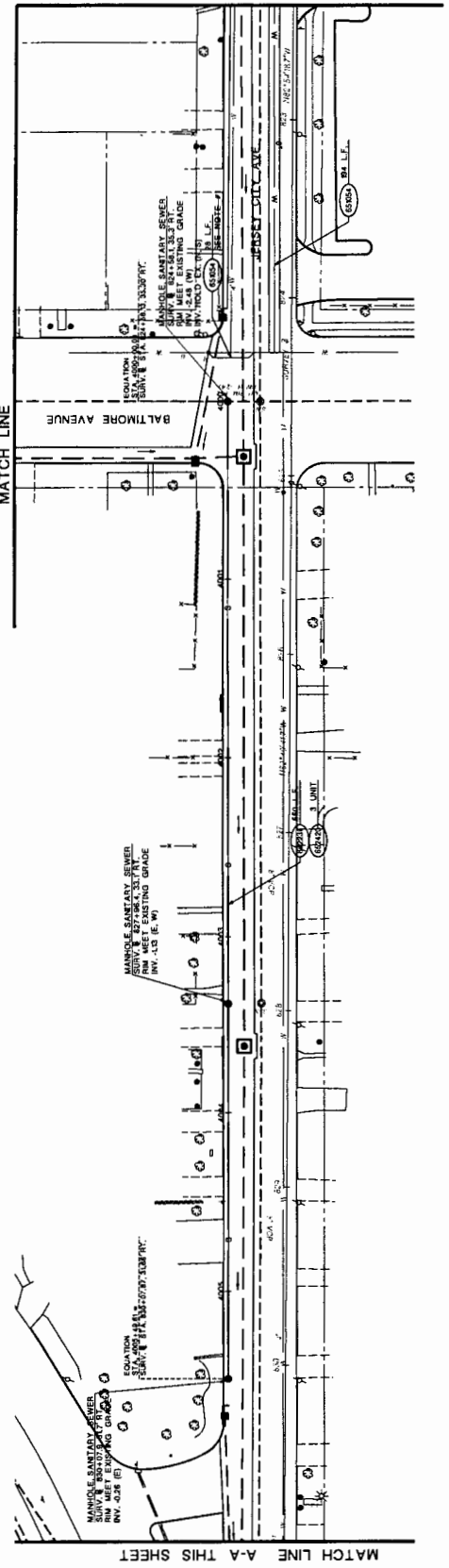
PLAN SHEET NO. UC-4
MATCH LINE @ STA. 2000+50

PLAN SHEET NO. UC-3
MATCH LINE @ STA. 1991+00

STATE FEDERAL PROJECT NO.
N.J. 63-704 (154)

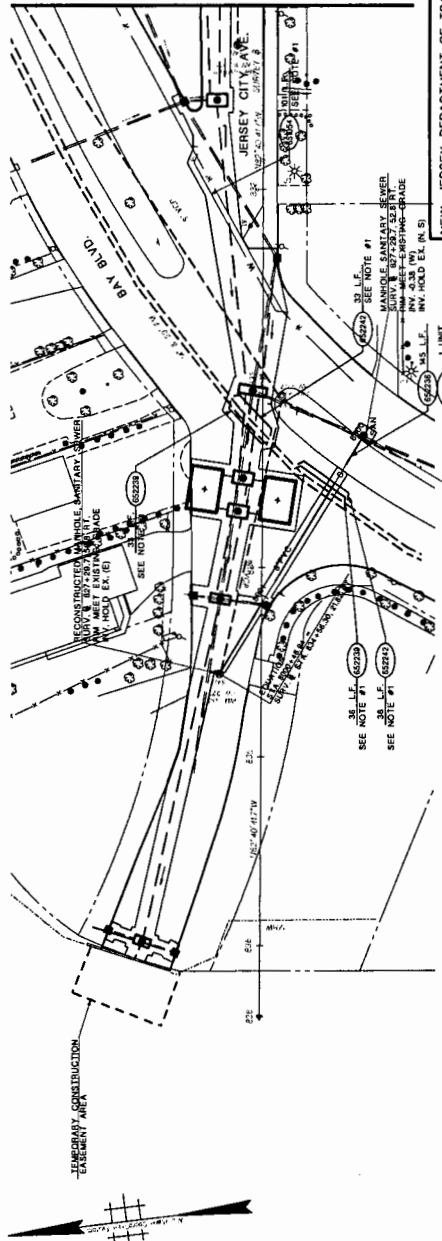
COUNTY OF OCEAN
PLAN SHEET NO. 0041
MATCH LINE

BOROUGH OF LAVALLETTE



MATCH LINE A-A THIS SHEET

PLAN SHEET NO. 0040
MATCH LINE



MATCH LINE A-A THIS SHEET

STD. ITEM NO.	DESCRIPTION	CONTRACT QUANTITY
652280P	1" POLYETHYLENE GLASS REINFORCED MANHOLE SANITARY SEWER PIPE	48 L.F.
652281P	1" POLYETHYLENE GLASS REINFORCED MANHOLE SANITARY SEWER CASTING	1 UNIT
652282P	1" POLYETHYLENE GLASS REINFORCED MANHOLE SANITARY SEWER CASTING	1 UNIT
652283P	1" POLYETHYLENE GLASS REINFORCED MANHOLE SANITARY SEWER CASTING	1 UNIT
652284P	1" POLYETHYLENE GLASS REINFORCED MANHOLE SANITARY SEWER CASTING	1 UNIT
652285P	1" POLYETHYLENE GLASS REINFORCED MANHOLE SANITARY SEWER CASTING	1 UNIT
652286P	1" POLYETHYLENE GLASS REINFORCED MANHOLE SANITARY SEWER CASTING	1 UNIT
652287P	1" POLYETHYLENE GLASS REINFORCED MANHOLE SANITARY SEWER CASTING	1 UNIT
652288P	1" POLYETHYLENE GLASS REINFORCED MANHOLE SANITARY SEWER CASTING	1 UNIT
652289P	1" POLYETHYLENE GLASS REINFORCED MANHOLE SANITARY SEWER CASTING	1 UNIT
652290P	1" POLYETHYLENE GLASS REINFORCED MANHOLE SANITARY SEWER CASTING	1 UNIT
652291P	1" POLYETHYLENE GLASS REINFORCED MANHOLE SANITARY SEWER CASTING	1 UNIT
652292P	1" POLYETHYLENE GLASS REINFORCED MANHOLE SANITARY SEWER CASTING	1 UNIT
652293P	1" POLYETHYLENE GLASS REINFORCED MANHOLE SANITARY SEWER CASTING	1 UNIT
652294P	1" POLYETHYLENE GLASS REINFORCED MANHOLE SANITARY SEWER CASTING	1 UNIT
652295P	1" POLYETHYLENE GLASS REINFORCED MANHOLE SANITARY SEWER CASTING	1 UNIT
652296P	1" POLYETHYLENE GLASS REINFORCED MANHOLE SANITARY SEWER CASTING	1 UNIT
652297P	1" POLYETHYLENE GLASS REINFORCED MANHOLE SANITARY SEWER CASTING	1 UNIT
652298P	1" POLYETHYLENE GLASS REINFORCED MANHOLE SANITARY SEWER CASTING	1 UNIT
652299P	1" POLYETHYLENE GLASS REINFORCED MANHOLE SANITARY SEWER CASTING	1 UNIT
652300P	1" POLYETHYLENE GLASS REINFORCED MANHOLE SANITARY SEWER CASTING	1 UNIT

NOTE:
1. CONTRACTOR SHALL TEST, P.T. EXISTING UTILITY TO VERIFY CONTRACT PRIOR TO CONSTRUCTION.

NEW JERSEY DEPARTMENT OF TRANSPORTATION
ROUTE 35 CONTRACT NO. 004950321
THE NEW GROUP
CONTRACTOR'S AUTHORIZATION NO. 1043780000
DATE: 7/20/00
BY: [Signature]

UTILITY AND ITS
CONSTRUCTION PLANS

ROUTE 35 CONTRACT NO. 004950321

NEW JERSEY DEPARTMENT OF TRANSPORTATION
CONTRACTOR'S AUTHORIZATION NO. 1043780000
DATE: 7/20/00
BY: [Signature]

STATE FEDERAL PROJECT NO.
N.J. EN-004 (04)

MATCH LINE
PLAN SHEET NO. UC-42

SHT. UC-42
SHT. UC-40

PLAN SHEET NO. UC-40
MATCH LINE

NEW JERSEY DEPARTMENT OF TRANSPORTATION
ROUTE 95 CONTRACT NO. 004950321

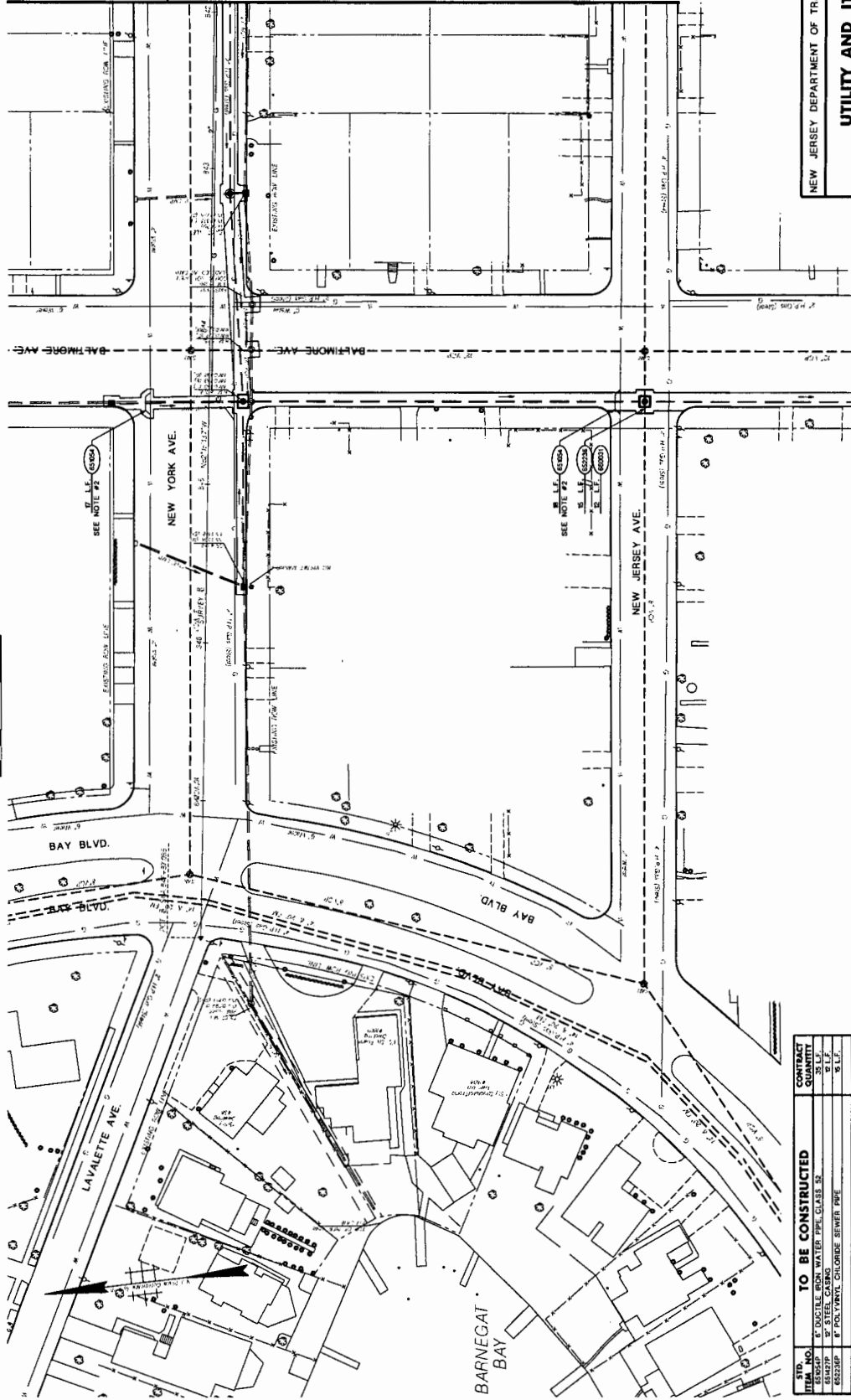
**UTILITY AND ITS
CONSTRUCTION PLANS**

THE AREA GROUP
AUTOMATICALLY HAS BEEN DESIGNATED
FOR THE PROFESSIONAL ENGINEER'S SIGNATURE
DATE: 11/18/2004
NEW JERSEY PROFESSIONAL ENGINEER LICENSE NO. 13421033000

COUNTY OF OCEAN



BOROUGH OF LAVALLETTE



MATCH LINE
PLAN SHEET NO. UC-40

- NOTES:
1. SEE CONSTRUCTION DETAILS FOR SANITARY STEEL CASING THROUGH MANHOLE.
2. CONTRACTOR SHALL TEST ALL EXISTING UTILITY TO VERIFY CONFLICT PRIOR TO CONSTRUCTION.

STD. ITEM NO.	TO BE CONSTRUCTED	CONTRACT QUANTITY
65222P	8" POLYETHYLENE GLASS REINFORCED WATER TRENCH PIPE	21.1
65223P	6" POLYETHYLENE GLASS REINFORCED WATER TRENCH PIPE	21.1
65224P	4" POLYETHYLENE GLASS REINFORCED WATER TRENCH PIPE	21.1
65225P	3" POLYETHYLENE GLASS REINFORCED WATER TRENCH PIPE	21.1
65226P	2" POLYETHYLENE GLASS REINFORCED WATER TRENCH PIPE	21.1
65227P	1.5" POLYETHYLENE GLASS REINFORCED WATER TRENCH PIPE	21.1
65228P	1.25" POLYETHYLENE GLASS REINFORCED WATER TRENCH PIPE	21.1
65229P	1" POLYETHYLENE GLASS REINFORCED WATER TRENCH PIPE	21.1
65230P	0.75" POLYETHYLENE GLASS REINFORCED WATER TRENCH PIPE	21.1
65231P	0.5" POLYETHYLENE GLASS REINFORCED WATER TRENCH PIPE	21.1
65232P	0.375" POLYETHYLENE GLASS REINFORCED WATER TRENCH PIPE	21.1
65233P	0.25" POLYETHYLENE GLASS REINFORCED WATER TRENCH PIPE	21.1
65234P	0.1875" POLYETHYLENE GLASS REINFORCED WATER TRENCH PIPE	21.1
65235P	0.125" POLYETHYLENE GLASS REINFORCED WATER TRENCH PIPE	21.1
65236P	0.0625" POLYETHYLENE GLASS REINFORCED WATER TRENCH PIPE	21.1
65237P	0.03125" POLYETHYLENE GLASS REINFORCED WATER TRENCH PIPE	21.1

BARNEGAT BAY

STATE FEDERAL PROJECT NO.
N.J. BR7044 (04)

COUNTY OF OCEAN

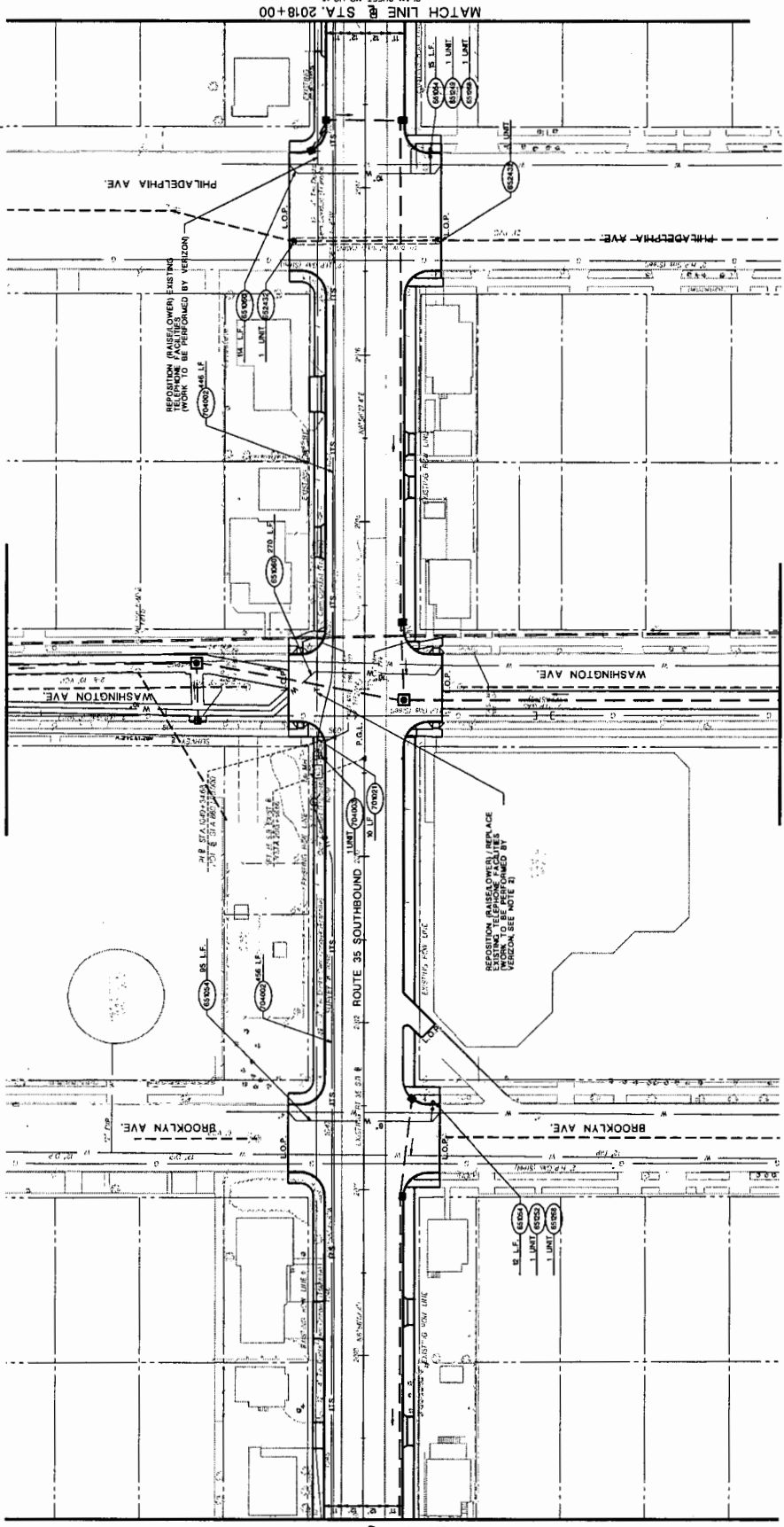
BOROUGH OF LAVALLETTE



PLAN SHEET NO. UC-14
MATCH LINE

PLAN SHEET NO. UC-42
MATCH LINE @ STA. 209+00

PLAN SHEET NO. UC-46
MATCH LINE @ STA. 208+00



PLAN SHEET NO. UC-7
MATCH LINE

PLAN SHEET NO. UC-2

NEW JERSEY DEPARTMENT OF TRANSPORTATION
UTILITY AND ITS CONSTRUCTION PLANS
ROUTE 35 CONTRACT NO. 004950321
DATE: 11/14/2008
SCALE: AS SHOWN

- NOTE:
- CONTRACTOR SHALL TEST BT EXISTING UTILITY TO VERIFY CONTACT PRIOR TO CONSTRUCTION.
 - UNDER CONDITIONS PROHIBIT REPOSITIONING, VERIZON TO REPLACE CONDUIT SYSTEM BETWEEN AUGUST 2008/09.

ITEM NO.	DESCRIPTION	QUANTITY
65004P	6" DUCTILE IRON WATER PIPE, CLASS 52	82' L.F.
65005P	6" DUCTILE IRON WATER PIPE, CLASS 52	384' L.F.
65006P	6" DUCTILE IRON WATER PIPE, CLASS 52	1 UNIT
65007P	6" VALVES AND BOXES	2 UNIT
65008P	6" VALVES AND BOXES	2 UNIT
70001M	3" IRON METALLIC CONDUIT	602' L.F.
70002M	3" IRON METALLIC CONDUIT	602' L.F.
70003M	JUNCTION BOX, TYPE A	1 UNIT

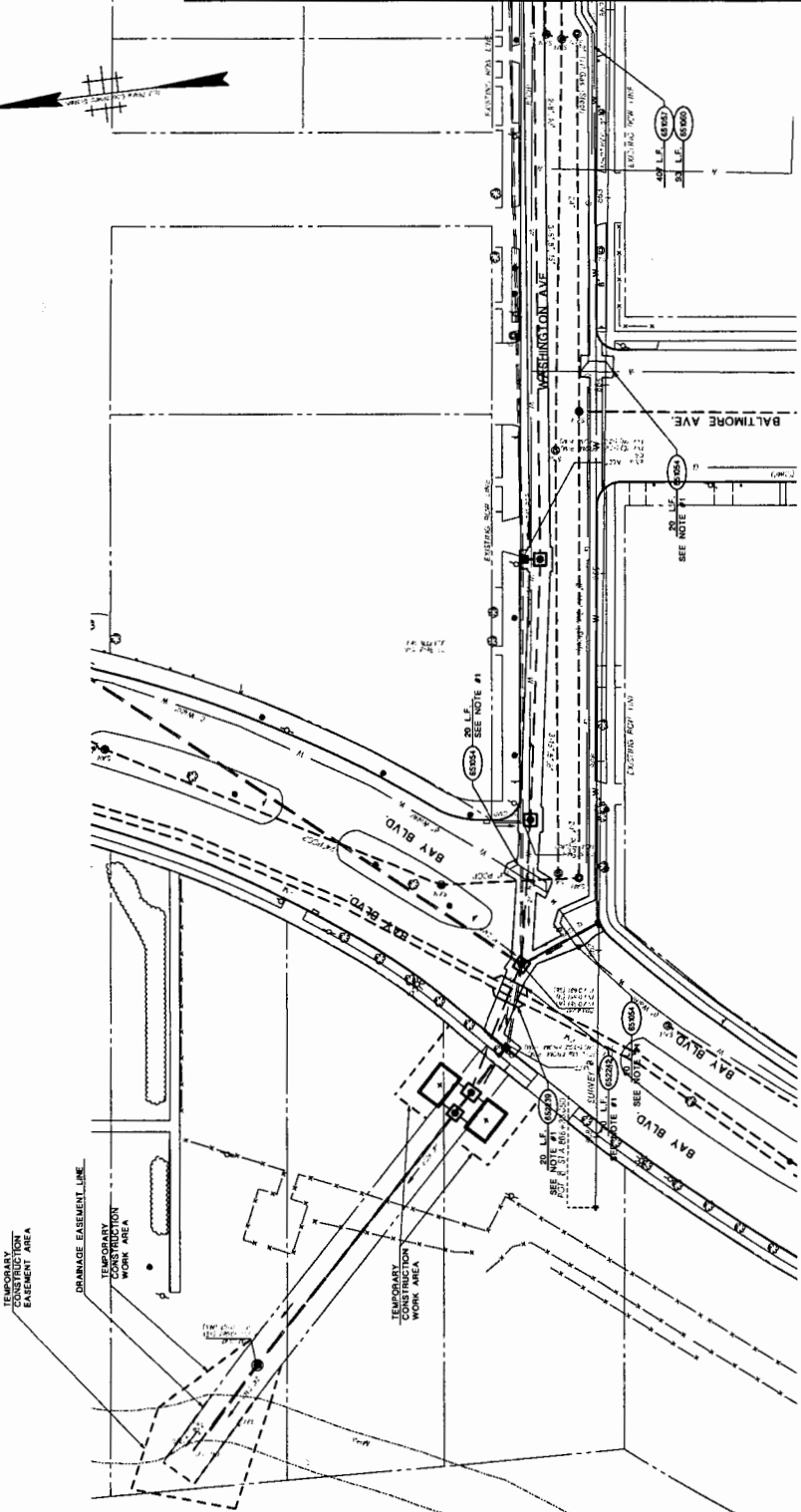
TO BE CONSTRUCTED

STATE PROJECT NO.
N.J. 69-204 (04)

COUNTY OF OCEAN

BOROUGH OF LAVALLETTE

BARNEGAT BAY



ITEM NO.	DESCRIPTION	CONTRACT QUANTITY
65000P	1' DUCTILE IRON WATER PIPE, CLASS 52	60 L.F.
65001P	8' DUCTILE IRON WATER PIPE, CLASS 52	407 L.F.
65002P	12' DUCTILE IRON WATER PIPE, CLASS 52	25 L.F.
65003P	18' DUCTILE IRON WATER PIPE, CLASS 52	30 L.F.
65004P	24' DUCTILE IRON WATER PIPE, CLASS 52	20 L.F.
65005P	30' POLYETHYLENE GLASS REINFORCED PIPE	20 L.F.
65006P	36' POLYETHYLENE GLASS REINFORCED PIPE	20 L.F.
65007P	42' POLYETHYLENE GLASS REINFORCED PIPE	20 L.F.
65008P	48' POLYETHYLENE GLASS REINFORCED PIPE	20 L.F.
65009P	54' POLYETHYLENE GLASS REINFORCED PIPE	20 L.F.
65010P	60' POLYETHYLENE GLASS REINFORCED PIPE	20 L.F.
65011P	66' POLYETHYLENE GLASS REINFORCED PIPE	20 L.F.
65012P	72' POLYETHYLENE GLASS REINFORCED PIPE	20 L.F.
65013P	78' POLYETHYLENE GLASS REINFORCED PIPE	20 L.F.
65014P	84' POLYETHYLENE GLASS REINFORCED PIPE	20 L.F.
65015P	90' POLYETHYLENE GLASS REINFORCED PIPE	20 L.F.
65016P	96' POLYETHYLENE GLASS REINFORCED PIPE	20 L.F.
65017P	102' POLYETHYLENE GLASS REINFORCED PIPE	20 L.F.
65018P	108' POLYETHYLENE GLASS REINFORCED PIPE	20 L.F.
65019P	114' POLYETHYLENE GLASS REINFORCED PIPE	20 L.F.
65020P	120' POLYETHYLENE GLASS REINFORCED PIPE	20 L.F.

TO BE CONSTRUCTED

NOTES:
1. CONTRACTOR SHALL TEST ALL EXISTING UTILITY TO VERIFY CONFLICT PRIOR TO CONSTRUCTION.

NEW JERSEY DEPARTMENT OF TRANSPORTATION
**UTILITY AND ITS
 CONSTRUCTION PLANS**
 ROUTE 35 CONTRACT NO. 004950321
 THE BAY GROUP
 CORPORATION AUTHORIZATION NO. 1047870000
 DATE: 7/10/2007
 SHEET: 12 OF 12

STATE FEDERAL PROJECT NO.
N.J. ER-7044 (04)

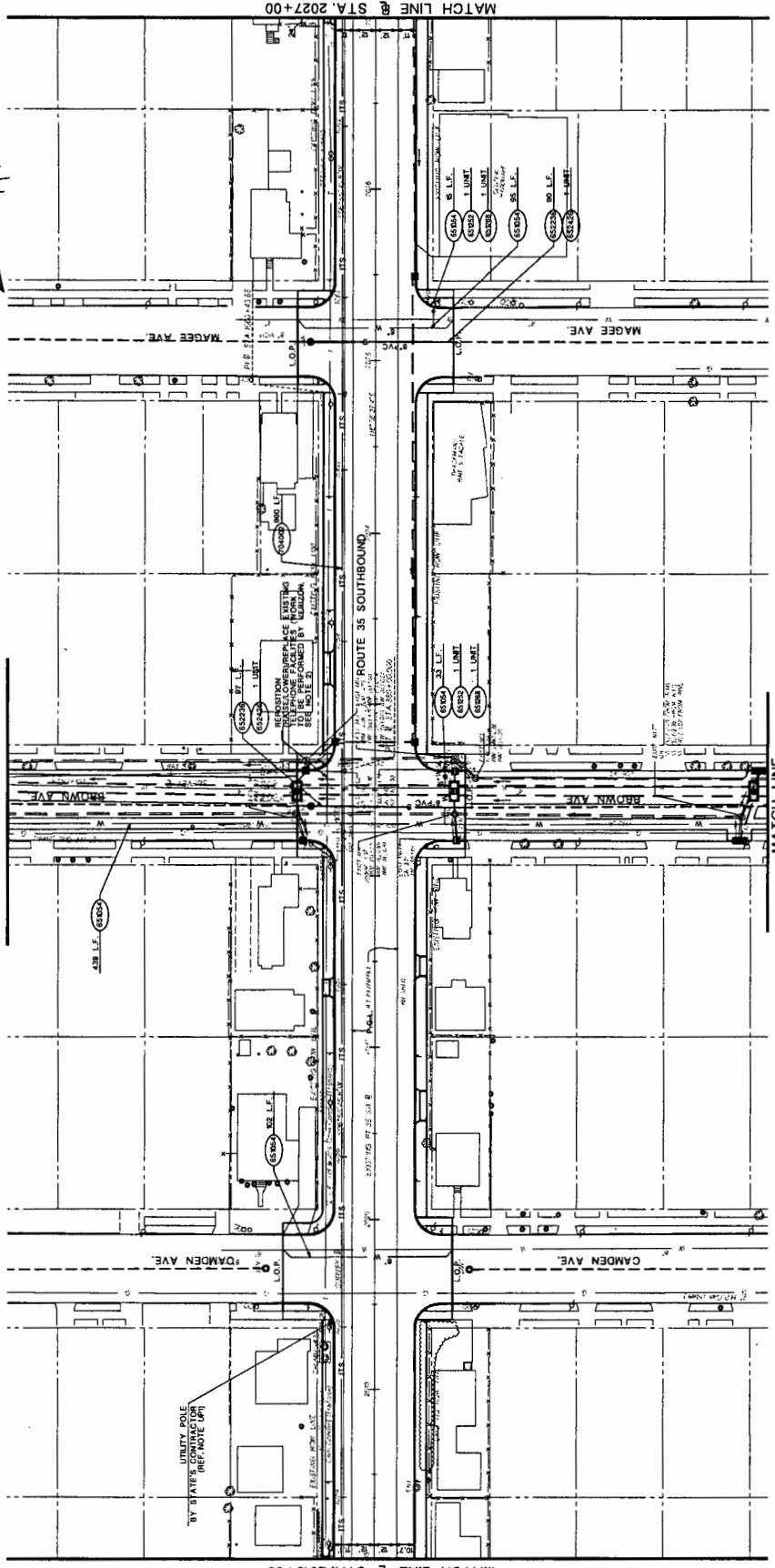
COUNTY OF OCEAN

BOROUGH OF LAVALLETTTE

PLAN SHEET NO. UC-48
MATCH LINE

PLAN SHEET NO. UC-47
MATCH LINE @ STA. 2027+00

PLAN SHEET NO. UC-49
MATCH LINE @ STA. 2018+00



30' 20' 10' 0' 30' 60'

ITEM NO.	DESCRIPTION	CONTRACT QUANTITY
65322	8" POLYETHYLENE GLASS FIBER REINFORCED PIPE (PE) CLASS 52	654
65323	8" VALVES AND BOXES	2
65324	8" POLYETHYLENE GLASS FIBER REINFORCED PIPE (PE) CLASS 52	67
65325	8" POLYETHYLENE GLASS FIBER REINFORCED PIPE (PE) CLASS 52	600
65326	8" POLYETHYLENE GLASS FIBER REINFORCED PIPE (PE) CLASS 52	600

NOTE:
 1. CONTRACTOR SHALL TEST ALL EXISTING UTILITY TO VERIFY CONTACT PRIOR TO CONSTRUCTION.
 2. FIELD CONDITIONS PREVENT REPOSITIONING, VENDOR TO REPLACE CONDUIT SYSTEM BETWEEN ADJACENT MANHOLES.

NEW JERSEY DEPARTMENT OF TRANSPORTATION

UTILITY AND ITS CONSTRUCTION PLANS

ROUTE 35 CONTRACT NO. 004950321

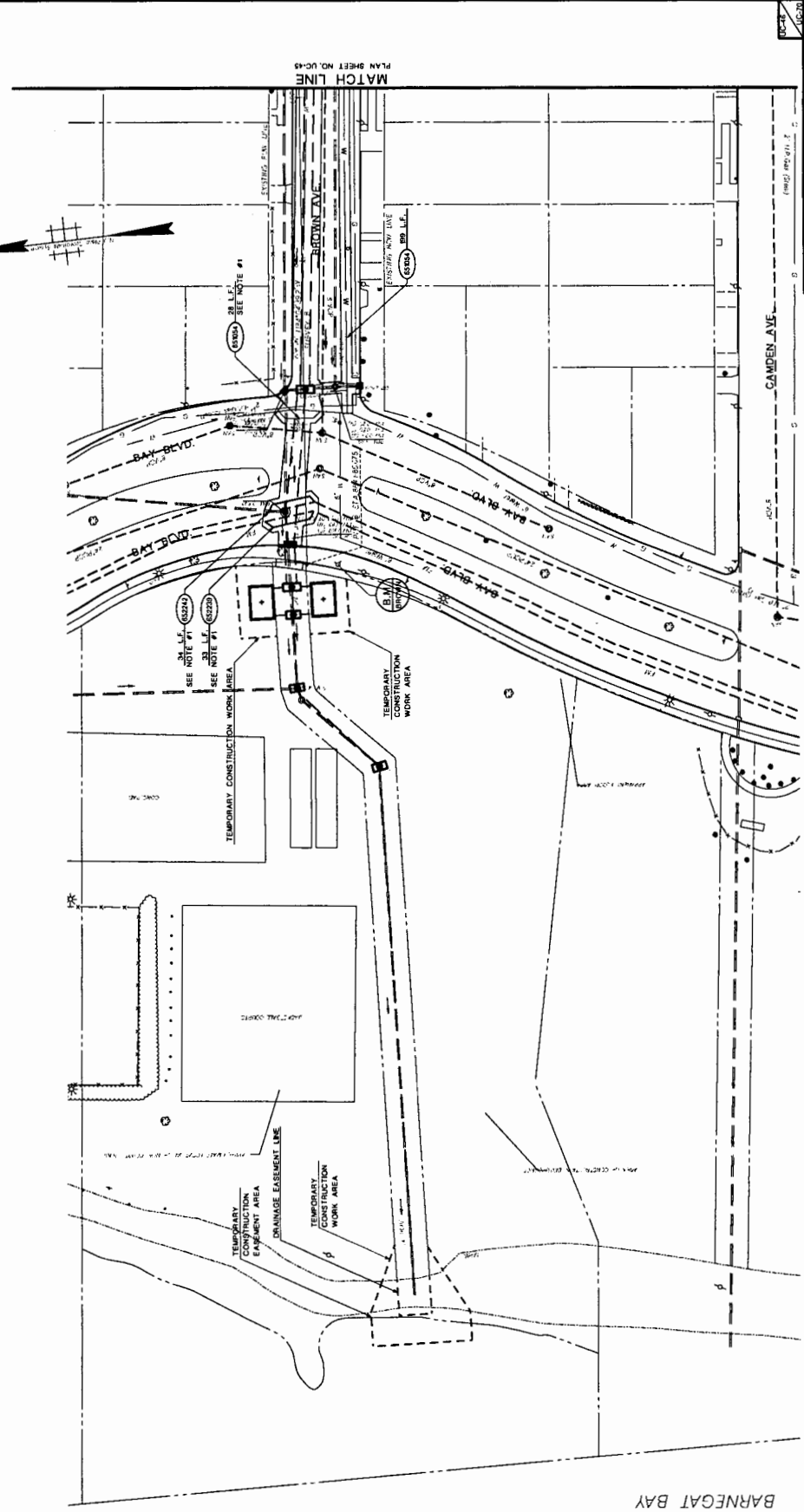
THE BNA GROUP
 1000 WASHINGTON ST. 3RD FLOOR
 NEWARK, NJ 07102
 DATE: 11/11/11
 PROJECT: 004950321

STATE FEDERAL PROJECT NO.
N.J. ER-7044 (04)



COUNTY OF OCEAN

BOROUGH OF LAVALLETTE



STD. ITEM NO.	TO BE CONSTRUCTED	CONTRACT QUANTITY
632241P	12\"/>	

NOTE:
1. CONTRACTOR SHALL TEST PIT EXISTING UTILITY TO VERIFY CONTACT PRIOR TO CONSTRUCTION.

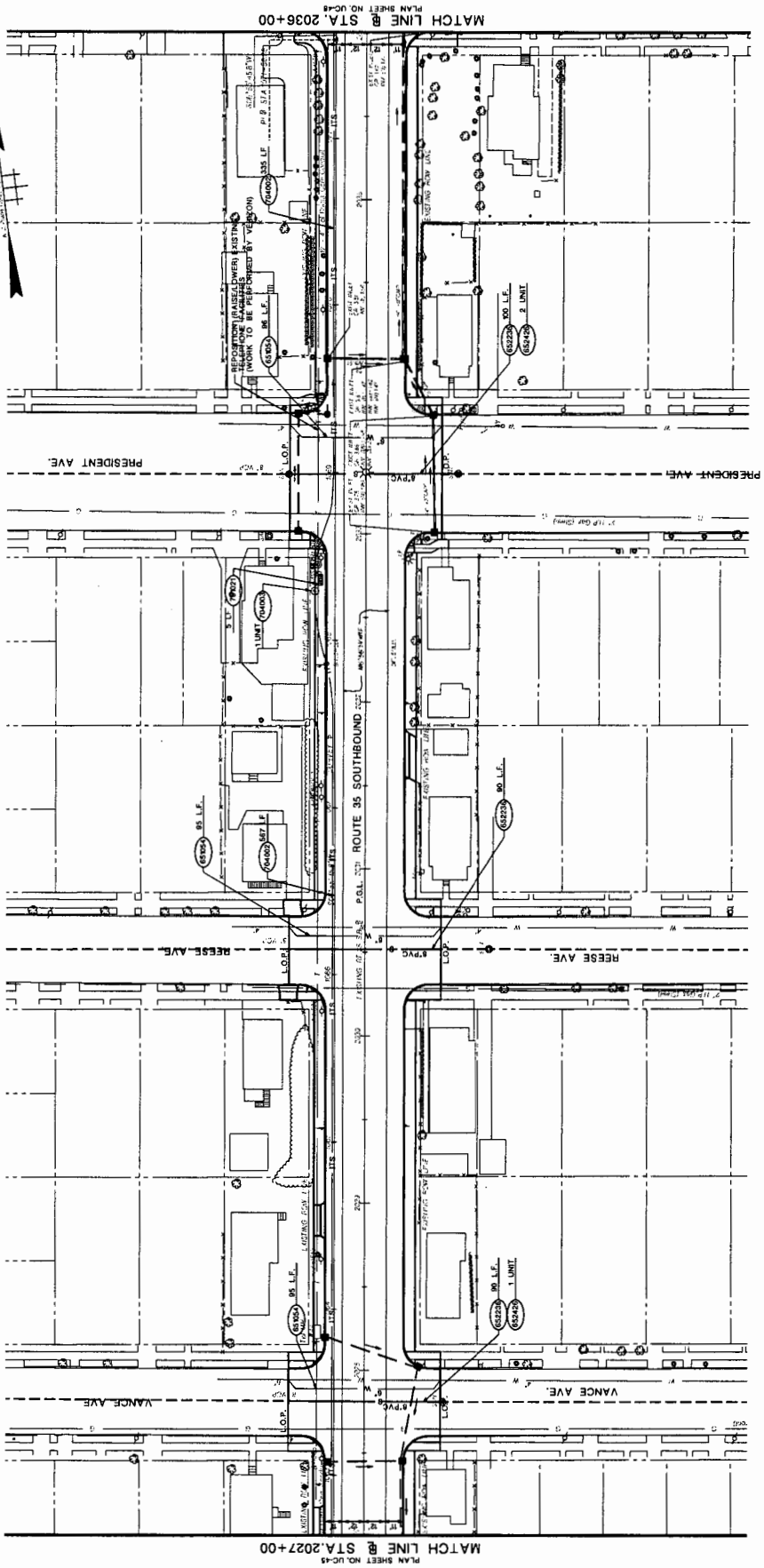
NEW JERSEY DEPARTMENT OF TRANSPORTATION
UTILITY AND ITS CONSTRUCTION PLANS
ROUTE 35 CONTRACT NO. 004950321
THE N.J.A. GROUP
CONTRACT ADMINISTRATION NO. 14417376000
DATE: 11/11/11
BY: [Signature]
NEW JERSEY PROFESSIONAL ENGINEER LICENSE NO. 114024173000

STATE FEDERAL PROJECT NO.
N.J. E-1004 (84)

COUNTY OF OCEAN



BOROUGH OF LAVALLETTE

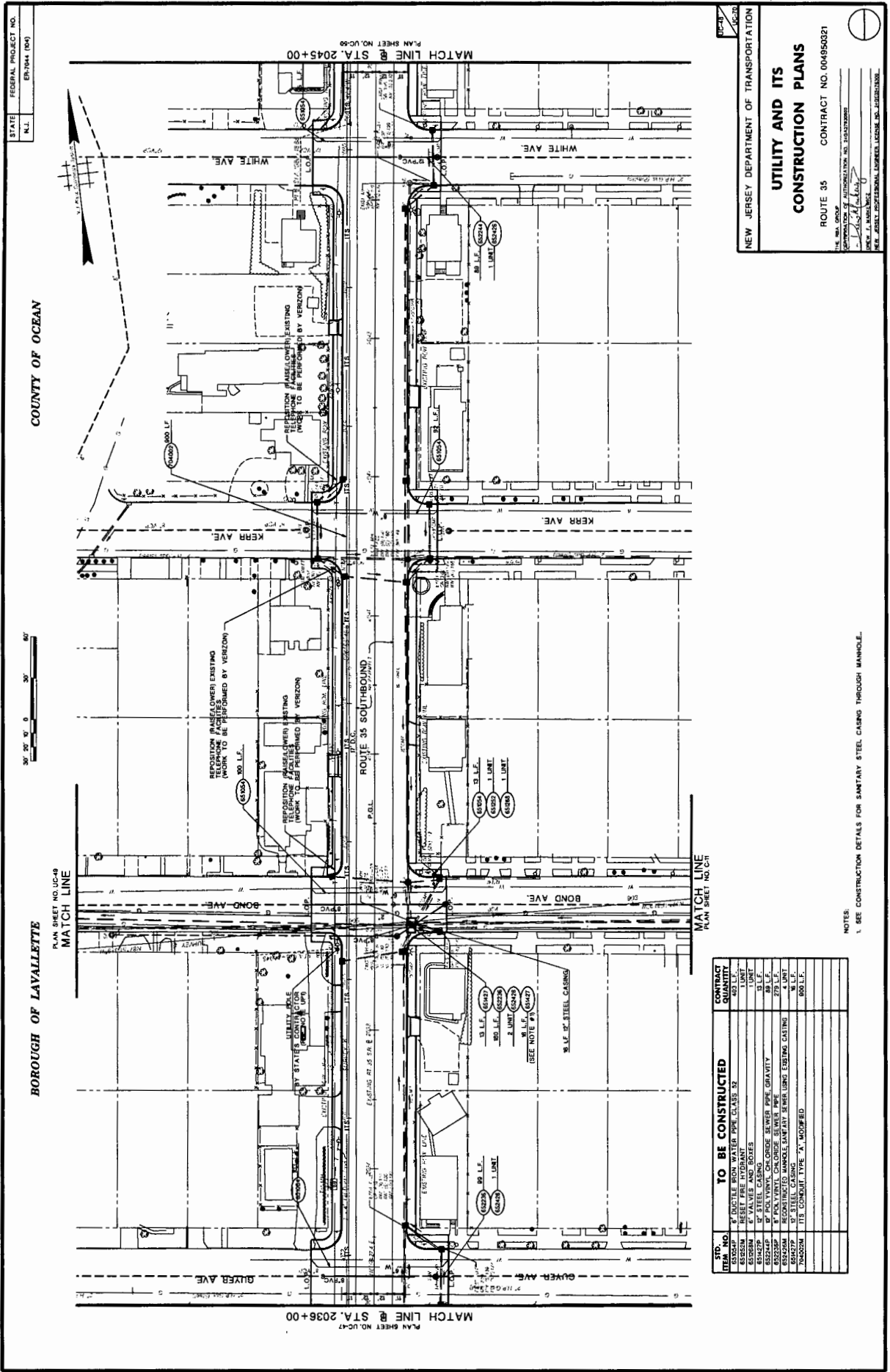


MATCH LINE @ STA. 2036+00
PLAN SHEET NO. UC-48

MATCH LINE @ STA. 2027+00
PLAN SHEET NO. UC-45

NEW JERSEY DEPARTMENT OF TRANSPORTATION
UTILITY AND ITS CONSTRUCTION PLANS
ROUTE 35 CONTRACT NO. 064950321
THE NEW JERSEY DEPARTMENT OF TRANSPORTATION
CONTRACT ADMINISTRATION
NEW JERSEY DEPARTMENT OF TRANSPORTATION
NEW JERSEY DEPARTMENT OF TRANSPORTATION

ITEM NO.	TO BE CONSTRUCTED	CONTRACT QUANTITY
65225P	1.00 VANCE CHLORINE SEWER PIPE	280 L.F.
65245M	RECONSTRUCT MANHOLE SANITARY SEWER USING EXISTING CASTING	3 UNIT
75402M	RECONSTRUCT ALLIG CONCOURSE	3 L.F.
75403M	RECONSTRUCT ALLIG CONCOURSE	3 L.F.
75403M	MANHOLE BOX TYPE A	280 UNIT



ITEM NO.	TO BE CONSTRUCTED	CONTRACT QUANTITY
852250	8" POLYETHYLENE GLASS REINFORCED PIPE CLASS 'B'	1 UNIT
852251	8" VALVE AND BOXES	1 UNIT
852252	8" STEEL CASING	3 L.F.
852253	8" POLYETHYLENE GLASS REINFORCED PIPE GRAVITY	3 L.F.
852254	8" POLYETHYLENE GLASS REINFORCED PIPE GRAVITY	273 L.F.
852255	RECONSTRUCTED MANHOLE SANITARY 8" W/8" EXISTING CASING	4 UNIT
852256	RECONSTRUCTED MANHOLE SANITARY 8" W/8" EXISTING CASING	4 UNIT
852257	118' CONDUIT TYPE "A", MODIFIED	800 L.F.

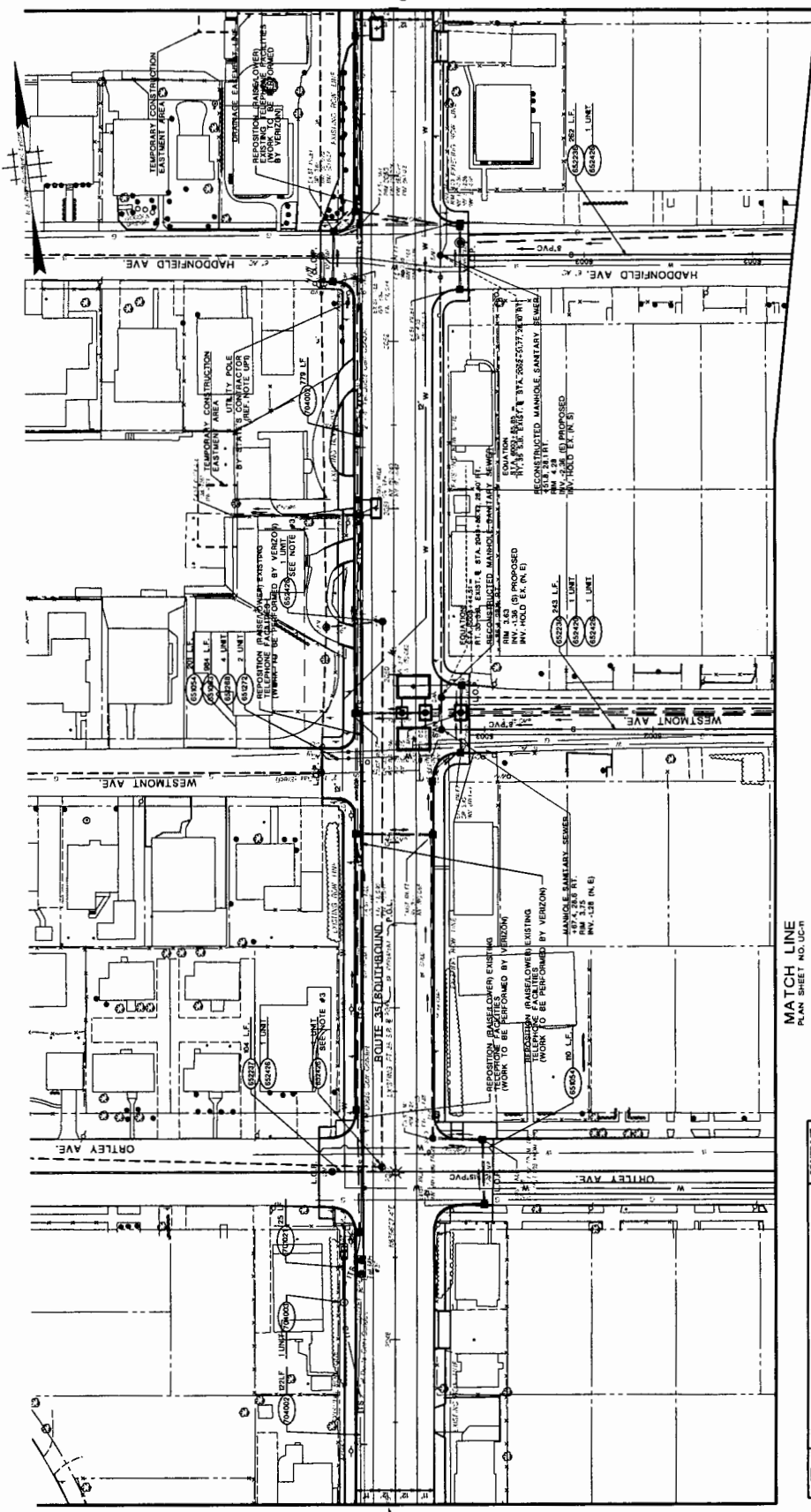
STATE FEDERAL PROJECT NO.
N.J. ER-2004 (R4)

COUNTY OF OCEAN

BOROUGH OF LAVALLETTE

MATCH LINE @ STA. 2054+00
PLAN SHEET NO. UC-4

MATCH LINE @ STA. 2045+00
PLAN SHEET NO. UC-3



NEW JERSEY DEPARTMENT OF TRANSPORTATION
UTILITY AND ITS
CONSTRUCTION PLANS
ROUTE 35 CONTRACT NO. 004950321
THE N.J.A. GROUP
CONSTRUCTION OF AUTOMATION NO. 2041230000
NEW J. MANALAY
MAY 2004

MATCH LINE
PLAN SHEET NO. UC-3

ITEM NO.	TO BE CONSTRUCTED	QUANTITY
65054P	8" DUCTILE IRON WATER PIPE CLASS 52	311.1 L.F.
65055P	12" DUCTILE IRON WATER PIPE CLASS 52	284 L.F.
65056P	18" DUCTILE IRON WATER PIPE CLASS 52	2.0 L.F.
65057P	BY VALVES AND BOXES	2.0 UNIT
65058P	8" POLYETHYLENE GLASS REINFORCED FIBER PIPE	556 L.F.
65059P	12" POLYETHYLENE GLASS REINFORCED FIBER PIPE	851 L.F.
65060P	18" POLYETHYLENE GLASS REINFORCED FIBER PIPE	1.0 L.F.
65061P	RECONSTRUCTED MANHOLE SANITARY SEWER USING EXISTING	5 UNIT
70007P	37" RIGID METALLIC CONDUIT	25 L.F.
70008P	37" RIGID METALLIC CONDUIT	25 L.F.
70009P	37" RIGID METALLIC CONDUIT	25 L.F.
70010P	37" RIGID METALLIC CONDUIT	25 L.F.
70011P	37" RIGID METALLIC CONDUIT	25 L.F.
70012P	37" RIGID METALLIC CONDUIT	25 L.F.
70013P	37" RIGID METALLIC CONDUIT	25 L.F.
70014P	37" RIGID METALLIC CONDUIT	25 L.F.
70015P	37" RIGID METALLIC CONDUIT	25 L.F.
70016P	37" RIGID METALLIC CONDUIT	25 L.F.
70017P	37" RIGID METALLIC CONDUIT	25 L.F.
70018P	37" RIGID METALLIC CONDUIT	25 L.F.
70019P	37" RIGID METALLIC CONDUIT	25 L.F.
70020P	37" RIGID METALLIC CONDUIT	25 L.F.
70021P	37" RIGID METALLIC CONDUIT	25 L.F.
70022P	37" RIGID METALLIC CONDUIT	25 L.F.
70023P	37" RIGID METALLIC CONDUIT	25 L.F.
70024P	37" RIGID METALLIC CONDUIT	25 L.F.
70025P	37" RIGID METALLIC CONDUIT	25 L.F.
70026P	37" RIGID METALLIC CONDUIT	25 L.F.
70027P	37" RIGID METALLIC CONDUIT	25 L.F.
70028P	37" RIGID METALLIC CONDUIT	25 L.F.
70029P	37" RIGID METALLIC CONDUIT	25 L.F.
70030P	37" RIGID METALLIC CONDUIT	25 L.F.
70031P	37" RIGID METALLIC CONDUIT	25 L.F.
70032P	37" RIGID METALLIC CONDUIT	25 L.F.
70033P	37" RIGID METALLIC CONDUIT	25 L.F.
70034P	37" RIGID METALLIC CONDUIT	25 L.F.
70035P	37" RIGID METALLIC CONDUIT	25 L.F.
70036P	37" RIGID METALLIC CONDUIT	25 L.F.
70037P	37" RIGID METALLIC CONDUIT	25 L.F.
70038P	37" RIGID METALLIC CONDUIT	25 L.F.
70039P	37" RIGID METALLIC CONDUIT	25 L.F.
70040P	37" RIGID METALLIC CONDUIT	25 L.F.
70041P	37" RIGID METALLIC CONDUIT	25 L.F.
70042P	37" RIGID METALLIC CONDUIT	25 L.F.
70043P	37" RIGID METALLIC CONDUIT	25 L.F.
70044P	37" RIGID METALLIC CONDUIT	25 L.F.
70045P	37" RIGID METALLIC CONDUIT	25 L.F.
70046P	37" RIGID METALLIC CONDUIT	25 L.F.
70047P	37" RIGID METALLIC CONDUIT	25 L.F.
70048P	37" RIGID METALLIC CONDUIT	25 L.F.
70049P	37" RIGID METALLIC CONDUIT	25 L.F.
70050P	37" RIGID METALLIC CONDUIT	25 L.F.
70051P	37" RIGID METALLIC CONDUIT	25 L.F.
70052P	37" RIGID METALLIC CONDUIT	25 L.F.
70053P	37" RIGID METALLIC CONDUIT	25 L.F.
70054P	37" RIGID METALLIC CONDUIT	25 L.F.
70055P	37" RIGID METALLIC CONDUIT	25 L.F.
70056P	37" RIGID METALLIC CONDUIT	25 L.F.
70057P	37" RIGID METALLIC CONDUIT	25 L.F.
70058P	37" RIGID METALLIC CONDUIT	25 L.F.
70059P	37" RIGID METALLIC CONDUIT	25 L.F.
70060P	37" RIGID METALLIC CONDUIT	25 L.F.
70061P	37" RIGID METALLIC CONDUIT	25 L.F.
70062P	37" RIGID METALLIC CONDUIT	25 L.F.
70063P	37" RIGID METALLIC CONDUIT	25 L.F.
70064P	37" RIGID METALLIC CONDUIT	25 L.F.
70065P	37" RIGID METALLIC CONDUIT	25 L.F.
70066P	37" RIGID METALLIC CONDUIT	25 L.F.
70067P	37" RIGID METALLIC CONDUIT	25 L.F.
70068P	37" RIGID METALLIC CONDUIT	25 L.F.
70069P	37" RIGID METALLIC CONDUIT	25 L.F.
70070P	37" RIGID METALLIC CONDUIT	25 L.F.
70071P	37" RIGID METALLIC CONDUIT	25 L.F.
70072P	37" RIGID METALLIC CONDUIT	25 L.F.
70073P	37" RIGID METALLIC CONDUIT	25 L.F.
70074P	37" RIGID METALLIC CONDUIT	25 L.F.
70075P	37" RIGID METALLIC CONDUIT	25 L.F.
70076P	37" RIGID METALLIC CONDUIT	25 L.F.
70077P	37" RIGID METALLIC CONDUIT	25 L.F.
70078P	37" RIGID METALLIC CONDUIT	25 L.F.
70079P	37" RIGID METALLIC CONDUIT	25 L.F.
70080P	37" RIGID METALLIC CONDUIT	25 L.F.
70081P	37" RIGID METALLIC CONDUIT	25 L.F.
70082P	37" RIGID METALLIC CONDUIT	25 L.F.
70083P	37" RIGID METALLIC CONDUIT	25 L.F.
70084P	37" RIGID METALLIC CONDUIT	25 L.F.
70085P	37" RIGID METALLIC CONDUIT	25 L.F.
70086P	37" RIGID METALLIC CONDUIT	25 L.F.
70087P	37" RIGID METALLIC CONDUIT	25 L.F.
70088P	37" RIGID METALLIC CONDUIT	25 L.F.
70089P	37" RIGID METALLIC CONDUIT	25 L.F.
70090P	37" RIGID METALLIC CONDUIT	25 L.F.
70091P	37" RIGID METALLIC CONDUIT	25 L.F.
70092P	37" RIGID METALLIC CONDUIT	25 L.F.
70093P	37" RIGID METALLIC CONDUIT	25 L.F.
70094P	37" RIGID METALLIC CONDUIT	25 L.F.
70095P	37" RIGID METALLIC CONDUIT	25 L.F.
70096P	37" RIGID METALLIC CONDUIT	25 L.F.
70097P	37" RIGID METALLIC CONDUIT	25 L.F.
70098P	37" RIGID METALLIC CONDUIT	25 L.F.
70099P	37" RIGID METALLIC CONDUIT	25 L.F.
70100P	37" RIGID METALLIC CONDUIT	25 L.F.

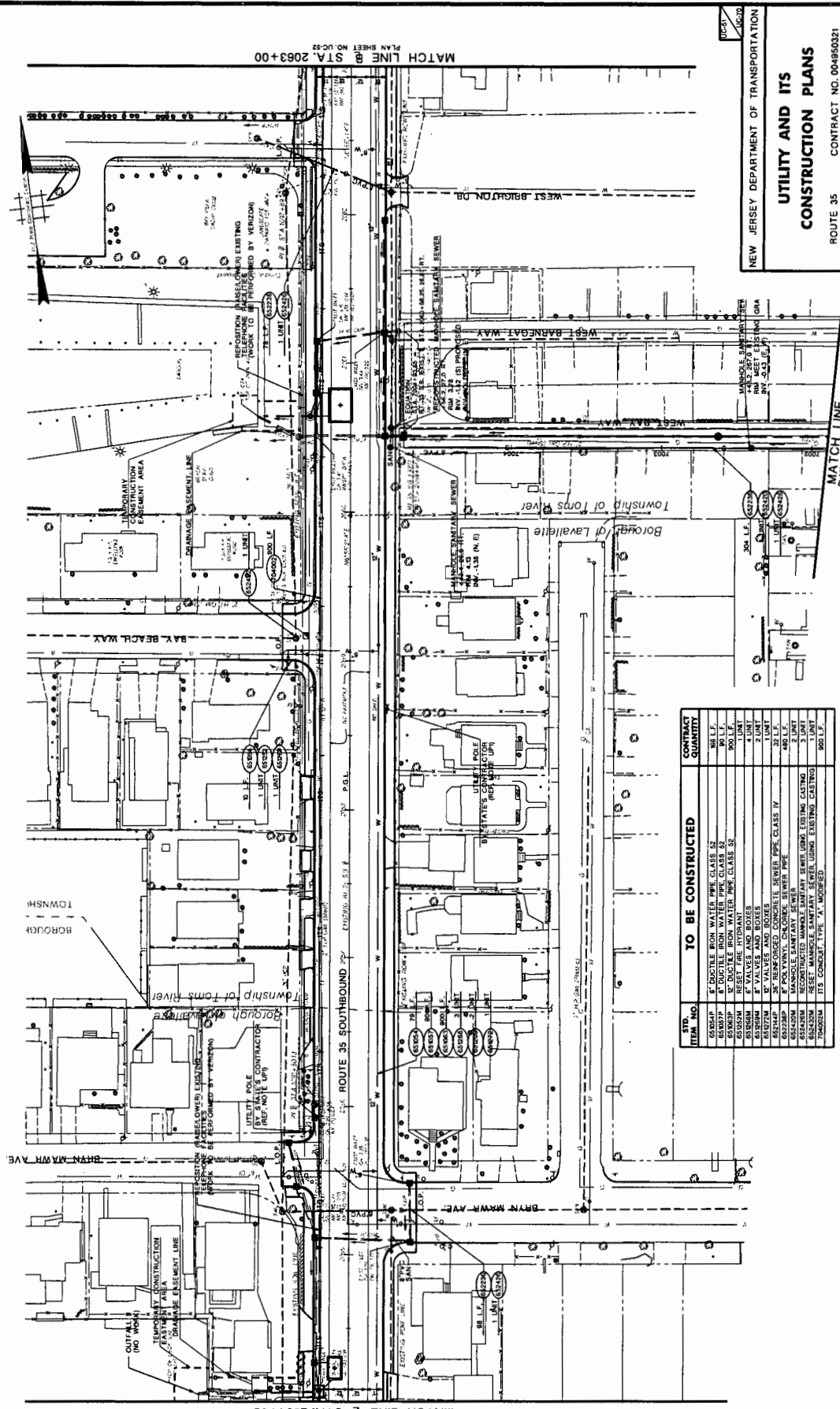
NOTES:
1. FOR PAVEMENT TRANSITION TO MEET EXISTING PAVEMENT DETAILS.
2. SEE CONSTRUCTION DETAILS FOR SANITARY SEWER, MANHOLE, AND DUCTILE IRON PIPE.
3. CHECK TO INSURE NEW UTILITIES ARE POSITIONED BY CONSTRUCTION.

STATE FEDERAL PROJECT NO.
N.J. EN-7044 (04)

COUNTY OF OCEAN



BOROUGH OF LAVALLETTE & TOWNSHIP OF TOMS RIVER



MATCH LINE @ STA. 2063+00
PLAN SHEET NO. UC-52

MATCH LINE @ STA. 2054+00
PLAN SHEET NO. UC-50

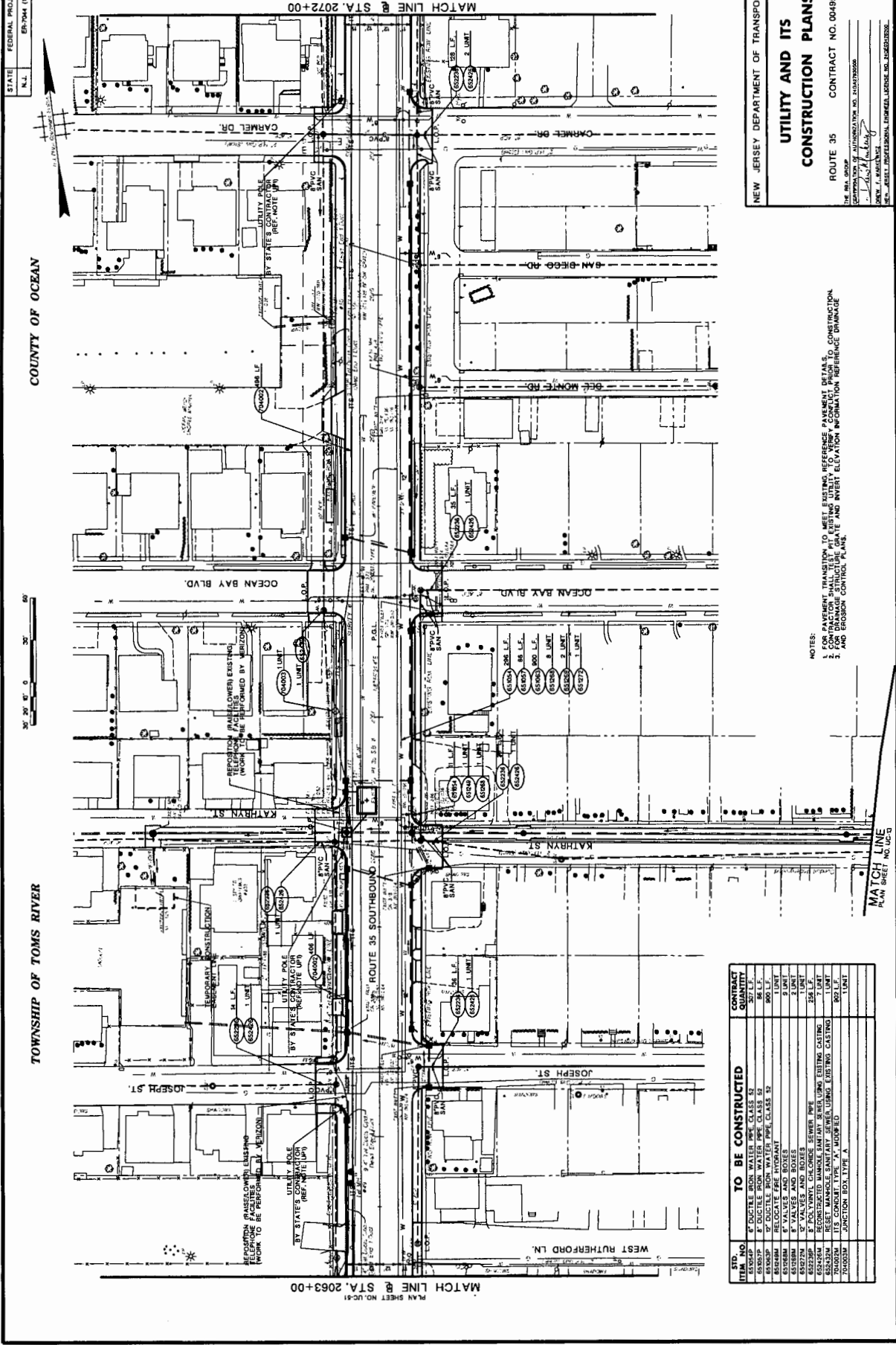
NEW JERSEY DEPARTMENT OF TRANSPORTATION
UTILITY AND ITS CONSTRUCTION PLANS
 ROUTE 35 CONTRACT NO. 004850321
 THE BSA GROUP
 AUTOMATICALLY NO. 1042760004
 S. J. MARCHETTI
 S.E. ASHBY PROFESSIONAL LICENSE NO. 1000000000

ITEM NO.	TO BE CONSTRUCTED	CONTRACT QUANTITY
65004P	8" DUCTILE IRON WATER PIPE CLASS 52	962 L.F.
65005P	8" DUCTILE IRON WATER PIPE CLASS 62	90 L.F.
65006P	8" DUCTILE IRON WATER PIPE CLASS 52	282 L.F.
65007M	RESET FIRE HYDRANT	1 UNIT
65008M	8" VALVES AND BOXES	4 UNITS
65009M	8" VALVES AND BOXES	2 UNITS
65010M	36" REINFORCED CONCRETE SEWER PIPE CLASS IV	32 L.F.
65011M	36" POLYETHYLENE GLASS REINFORCED CONCRETE SEWER PIPE	482 L.F.
65012M	RECONSTRUCT MANHOLE SANITARY SEWER USING EXISTING CASTING	3 UNITS
65013M	RECONSTRUCT MANHOLE SANITARY SEWER USING EXISTING CASTING	3 UNITS
65014M	RECONSTRUCT MANHOLE SANITARY SEWER USING EXISTING CASTING	3 UNITS
65015M	RECONSTRUCT MANHOLE SANITARY SEWER USING EXISTING CASTING	3 UNITS
65016M	RECONSTRUCT MANHOLE SANITARY SEWER USING EXISTING CASTING	3 UNITS
65017M	RECONSTRUCT MANHOLE SANITARY SEWER USING EXISTING CASTING	3 UNITS
65018M	RECONSTRUCT MANHOLE SANITARY SEWER USING EXISTING CASTING	3 UNITS
65019M	RECONSTRUCT MANHOLE SANITARY SEWER USING EXISTING CASTING	3 UNITS
65020M	RECONSTRUCT MANHOLE SANITARY SEWER USING EXISTING CASTING	3 UNITS
65021M	RECONSTRUCT MANHOLE SANITARY SEWER USING EXISTING CASTING	3 UNITS
65022M	RECONSTRUCT MANHOLE SANITARY SEWER USING EXISTING CASTING	3 UNITS
65023M	RECONSTRUCT MANHOLE SANITARY SEWER USING EXISTING CASTING	3 UNITS
65024M	RECONSTRUCT MANHOLE SANITARY SEWER USING EXISTING CASTING	3 UNITS
65025M	RECONSTRUCT MANHOLE SANITARY SEWER USING EXISTING CASTING	3 UNITS
65026M	RECONSTRUCT MANHOLE SANITARY SEWER USING EXISTING CASTING	3 UNITS
65027M	RECONSTRUCT MANHOLE SANITARY SEWER USING EXISTING CASTING	3 UNITS
65028M	RECONSTRUCT MANHOLE SANITARY SEWER USING EXISTING CASTING	3 UNITS
65029M	RECONSTRUCT MANHOLE SANITARY SEWER USING EXISTING CASTING	3 UNITS
65030M	RECONSTRUCT MANHOLE SANITARY SEWER USING EXISTING CASTING	3 UNITS
65031M	RECONSTRUCT MANHOLE SANITARY SEWER USING EXISTING CASTING	3 UNITS
65032M	RECONSTRUCT MANHOLE SANITARY SEWER USING EXISTING CASTING	3 UNITS
65033M	RECONSTRUCT MANHOLE SANITARY SEWER USING EXISTING CASTING	3 UNITS
65034M	RECONSTRUCT MANHOLE SANITARY SEWER USING EXISTING CASTING	3 UNITS
65035M	RECONSTRUCT MANHOLE SANITARY SEWER USING EXISTING CASTING	3 UNITS
65036M	RECONSTRUCT MANHOLE SANITARY SEWER USING EXISTING CASTING	3 UNITS
65037M	RECONSTRUCT MANHOLE SANITARY SEWER USING EXISTING CASTING	3 UNITS
65038M	RECONSTRUCT MANHOLE SANITARY SEWER USING EXISTING CASTING	3 UNITS
65039M	RECONSTRUCT MANHOLE SANITARY SEWER USING EXISTING CASTING	3 UNITS
65040M	RECONSTRUCT MANHOLE SANITARY SEWER USING EXISTING CASTING	3 UNITS
65041M	RECONSTRUCT MANHOLE SANITARY SEWER USING EXISTING CASTING	3 UNITS
65042M	RECONSTRUCT MANHOLE SANITARY SEWER USING EXISTING CASTING	3 UNITS
65043M	RECONSTRUCT MANHOLE SANITARY SEWER USING EXISTING CASTING	3 UNITS
65044M	RECONSTRUCT MANHOLE SANITARY SEWER USING EXISTING CASTING	3 UNITS
65045M	RECONSTRUCT MANHOLE SANITARY SEWER USING EXISTING CASTING	3 UNITS
65046M	RECONSTRUCT MANHOLE SANITARY SEWER USING EXISTING CASTING	3 UNITS
65047M	RECONSTRUCT MANHOLE SANITARY SEWER USING EXISTING CASTING	3 UNITS
65048M	RECONSTRUCT MANHOLE SANITARY SEWER USING EXISTING CASTING	3 UNITS
65049M	RECONSTRUCT MANHOLE SANITARY SEWER USING EXISTING CASTING	3 UNITS
65050M	RECONSTRUCT MANHOLE SANITARY SEWER USING EXISTING CASTING	3 UNITS

STATE FEDERAL PROJECT NO.
N.J. ER-2041 (04)

COUNTY OF OCEAN

TOWNSHIP OF TOMS RIVER



MATCH LINE @ STA. 2063+00
PLAN SHEET NO. UC-51

MATCH LINE @ STA. 2072+00
PLAN SHEET NO. UC-3

ITEM NO.	TO BE CONSTRUCTED	CONTRACT QUANTITY
65064P	8" DUCTILE IRON WATER PIPE CLASS 52	30 L.F.
65065P	8" DUCTILE IRON WATER PIPE CLASS 52	86 L.F.
65066P	8" DUCTILE IRON WATER PIPE CLASS 52	20 L.F.
65067P	8" DUCTILE IRON WATER PIPE CLASS 52	9 L.F.
65068P	8" VALVES AND BOXES	1 UNIT
65069P	8" VALVES AND BOXES	1 UNIT
65070P	8" VALVES AND BOXES	1 UNIT
65071P	8" POLYVINYL CHLORIDE SEWER PIPE	24 L.F.
65072P	8" POLYVINYL CHLORIDE SEWER PIPE	7 L.F.
65073P	8" POLYVINYL CHLORIDE SEWER PIPE	1 L.F.
70000M	ITS CONDUIT TYPE "A" WATER ED	800 L.F.
70001M	JUNCTION BOX TYPE A	1 UNIT

NOTES:
1. FOR PAVEMENT TRANSITION TO MEET EXISTING PAVEMENT DETAILS, CONTRACTOR SHALL NOTIFY PERMITTING AGENCY FOR CONSTRUCTION OF PAVEMENT TRANSITION TO MEET EXISTING PAVEMENT DETAILS.
2. CONTRACTOR SHALL NOTIFY PERMITTING AGENCY FOR CONSTRUCTION OF PAVEMENT TRANSITION TO MEET EXISTING PAVEMENT DETAILS.
3. AND EROSION CONTROL PLANS.

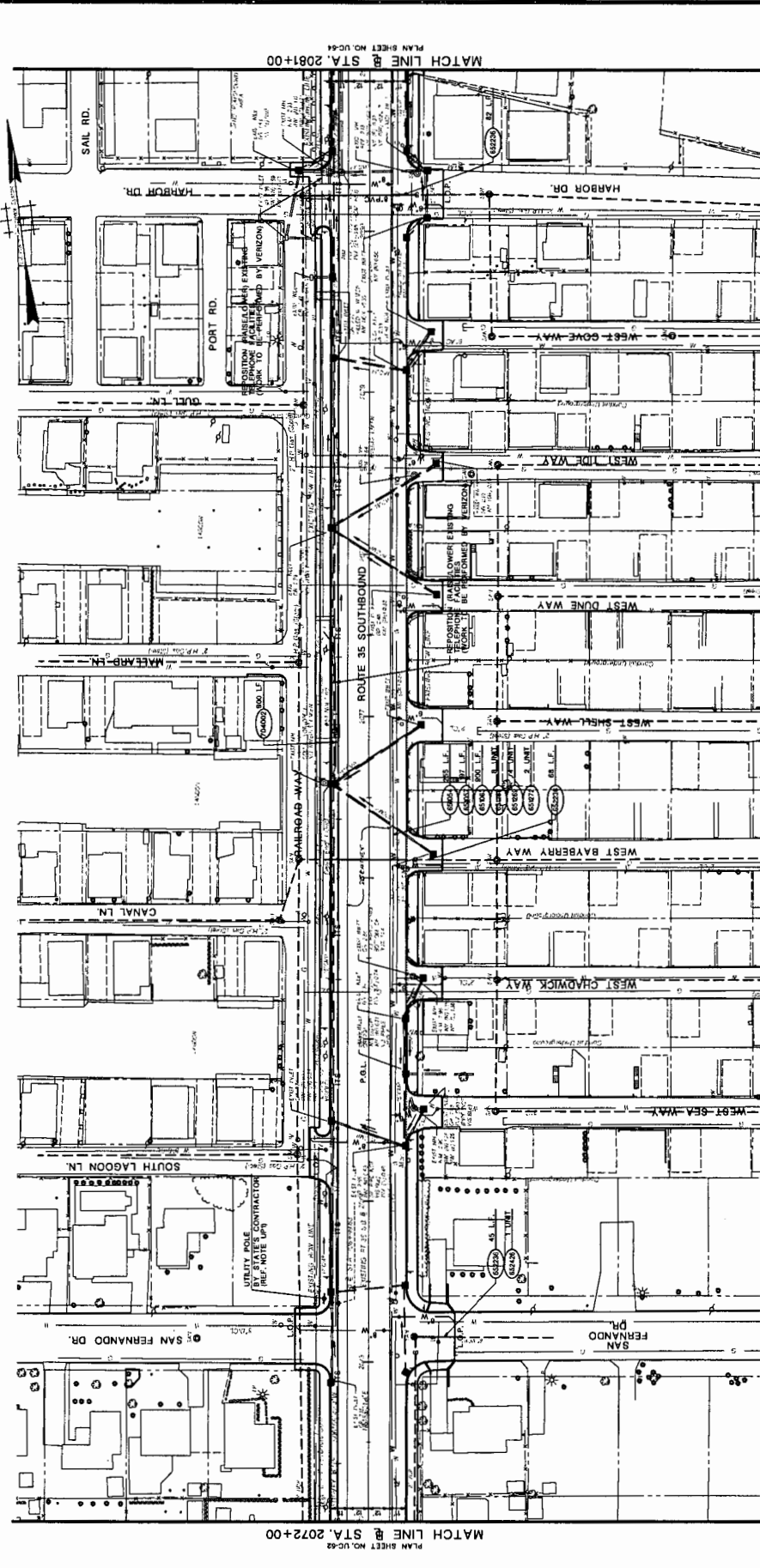
NEW JERSEY DEPARTMENT OF TRANSPORTATION
UTILITY AND ITS CONSTRUCTION PLANS
ROUTE 35 CONTRACT NO. 004950321
THE N.J. GROUP
COMPANY OF AUTUMNATION NO. 1453725000
SERV. J. HARRIS
1453725000
1453725000



STATE FEDERAL PROJECT NO.
N.J. EP-7044 (R4)

COUNTY OF OCEAN

TOWNSHIP OF TOMS RIVER



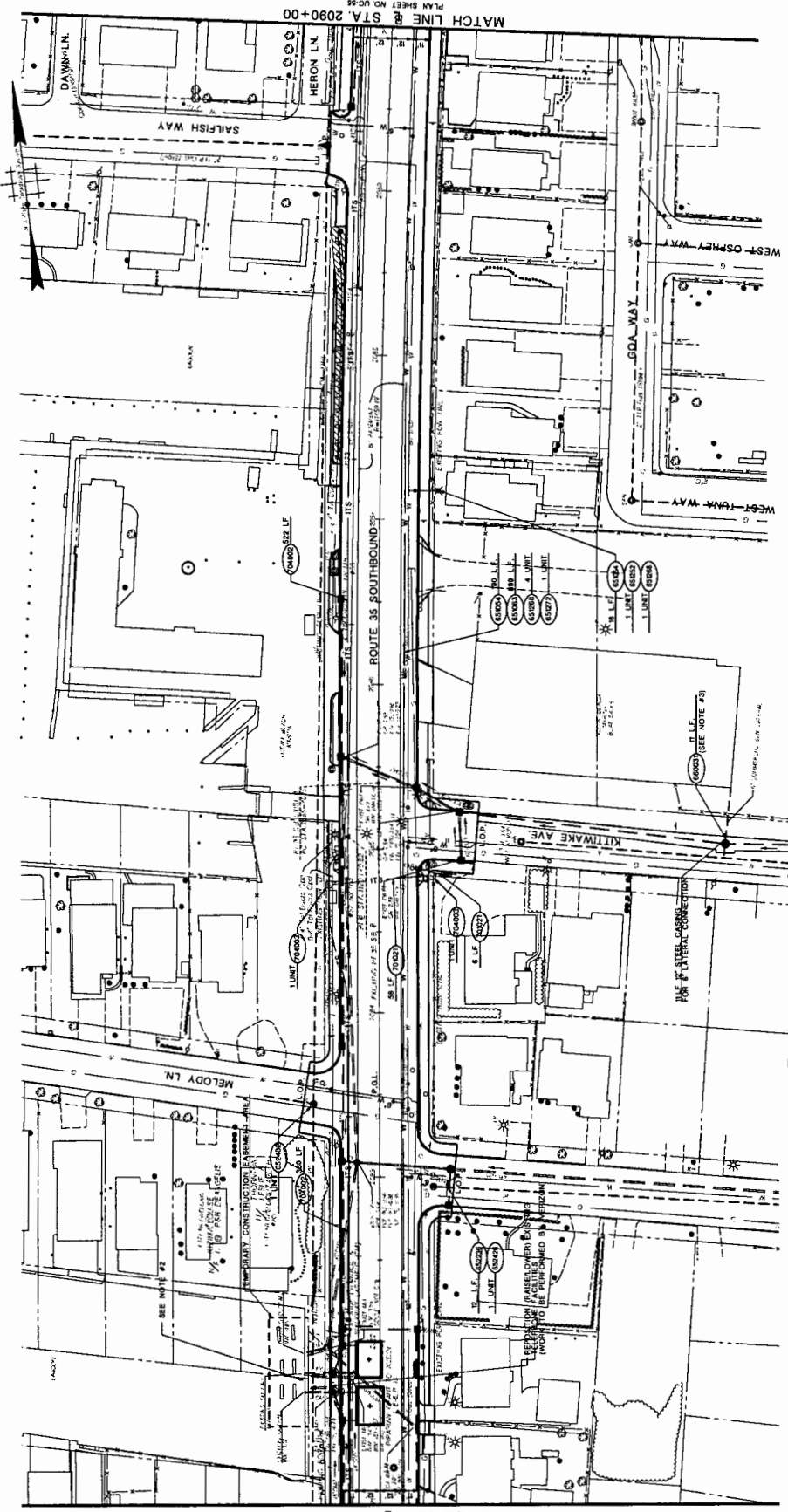
NEW JERSEY DEPARTMENT OF TRANSPORTATION
**UTILITY AND ITS
 CONSTRUCTION PLANS**
 ROUTE 35 CONTRACT NO. 004950321
 DATE: 08/11/2011
 DRAWN BY: [Signature]
 CHECKED BY: [Signature]
 PROJECT PROFESSIONAL ENGINEER LICENSE NO. JAH010000000

STD. ITEM NO.	TO BE CONSTRUCTED	CONTRACT QUANTITY
81000	1" POLYETHYLENE GLASS FIBER REINFORCED PLASTIC (FRP) PIPE	800 L.F.
81001	1" POLYETHYLENE GLASS FIBER REINFORCED PLASTIC (FRP) MANHOLE	800 L.F.
81002	1" POLYETHYLENE GLASS FIBER REINFORCED PLASTIC (FRP) FITTING	800 L.F.
81003	1" POLYETHYLENE GLASS FIBER REINFORCED PLASTIC (FRP) END FITTING	800 L.F.
81004	1" POLYETHYLENE GLASS FIBER REINFORCED PLASTIC (FRP) END FITTING	800 L.F.
81005	1" POLYETHYLENE GLASS FIBER REINFORCED PLASTIC (FRP) END FITTING	800 L.F.
81006	1" POLYETHYLENE GLASS FIBER REINFORCED PLASTIC (FRP) END FITTING	800 L.F.
81007	1" POLYETHYLENE GLASS FIBER REINFORCED PLASTIC (FRP) END FITTING	800 L.F.
81008	1" POLYETHYLENE GLASS FIBER REINFORCED PLASTIC (FRP) END FITTING	800 L.F.
81009	1" POLYETHYLENE GLASS FIBER REINFORCED PLASTIC (FRP) END FITTING	800 L.F.
81010	1" POLYETHYLENE GLASS FIBER REINFORCED PLASTIC (FRP) END FITTING	800 L.F.
81011	1" POLYETHYLENE GLASS FIBER REINFORCED PLASTIC (FRP) END FITTING	800 L.F.
81012	1" POLYETHYLENE GLASS FIBER REINFORCED PLASTIC (FRP) END FITTING	800 L.F.
81013	1" POLYETHYLENE GLASS FIBER REINFORCED PLASTIC (FRP) END FITTING	800 L.F.
81014	1" POLYETHYLENE GLASS FIBER REINFORCED PLASTIC (FRP) END FITTING	800 L.F.
81015	1" POLYETHYLENE GLASS FIBER REINFORCED PLASTIC (FRP) END FITTING	800 L.F.
81016	1" POLYETHYLENE GLASS FIBER REINFORCED PLASTIC (FRP) END FITTING	800 L.F.
81017	1" POLYETHYLENE GLASS FIBER REINFORCED PLASTIC (FRP) END FITTING	800 L.F.
81018	1" POLYETHYLENE GLASS FIBER REINFORCED PLASTIC (FRP) END FITTING	800 L.F.
81019	1" POLYETHYLENE GLASS FIBER REINFORCED PLASTIC (FRP) END FITTING	800 L.F.
81020	1" POLYETHYLENE GLASS FIBER REINFORCED PLASTIC (FRP) END FITTING	800 L.F.

STATE N.J.
 FEDERAL PROJECT NO. ER-7044 (FH)

COUNTY OF OCEAN

TOWNSHIP OF TOMS RIVER



MATCH LINE @ STA. 2081+00
 PLAN SHEET NO. UC-33

MATCH LINE @ STA. 2090+00
 PLAN SHEET NO. UC-34

STD. ITEM NO.	TO BE CONSTRUCTED	CONTRACT QUANTITY
61000	6" CASTLE IRON WATER PIPE, CLASS 52	893 L.F.
61001	12" CASTLE IRON WATER PIPE, CLASS 52	1 L.F.
61002	RESET FIRE HYDRANT	1 UNIT
61003	12" VALVE AND BOXES	1 UNIT
61004	8" POLYVINYL CHLORIDE SEWER PIPE	0 L.F.
61005	RECONSTRUCT MANHOLE BANKY USING EXISTING CASTING	1 UNIT
61006	RECONSTRUCT MANHOLE BANKY USING EXISTING CASTING	1 UNIT
61007	3" IRON METALIC CONDUIT	64 L.F.
61008	12" STEEL CASING	0 L.F.
61009	12" STEEL CASING	0 L.F.
61010	12" STEEL CASING	0 L.F.
61011	12" STEEL CASING	0 L.F.
61012	12" STEEL CASING	0 L.F.
61013	12" STEEL CASING	0 L.F.
61014	12" STEEL CASING	0 L.F.
61015	12" STEEL CASING	0 L.F.
61016	12" STEEL CASING	0 L.F.
61017	12" STEEL CASING	0 L.F.
61018	12" STEEL CASING	0 L.F.
61019	12" STEEL CASING	0 L.F.
61020	12" STEEL CASING	0 L.F.
61021	12" STEEL CASING	0 L.F.
61022	12" STEEL CASING	0 L.F.
61023	12" STEEL CASING	0 L.F.
61024	12" STEEL CASING	0 L.F.
61025	12" STEEL CASING	0 L.F.
61026	12" STEEL CASING	0 L.F.
61027	12" STEEL CASING	0 L.F.
61028	12" STEEL CASING	0 L.F.
61029	12" STEEL CASING	0 L.F.
61030	12" STEEL CASING	0 L.F.
61031	12" STEEL CASING	0 L.F.
61032	12" STEEL CASING	0 L.F.
61033	12" STEEL CASING	0 L.F.
61034	12" STEEL CASING	0 L.F.
61035	12" STEEL CASING	0 L.F.
61036	12" STEEL CASING	0 L.F.
61037	12" STEEL CASING	0 L.F.
61038	12" STEEL CASING	0 L.F.
61039	12" STEEL CASING	0 L.F.
61040	12" STEEL CASING	0 L.F.
61041	12" STEEL CASING	0 L.F.
61042	12" STEEL CASING	0 L.F.
61043	12" STEEL CASING	0 L.F.
61044	12" STEEL CASING	0 L.F.
61045	12" STEEL CASING	0 L.F.
61046	12" STEEL CASING	0 L.F.
61047	12" STEEL CASING	0 L.F.
61048	12" STEEL CASING	0 L.F.
61049	12" STEEL CASING	0 L.F.
61050	12" STEEL CASING	0 L.F.
61051	12" STEEL CASING	0 L.F.
61052	12" STEEL CASING	0 L.F.
61053	12" STEEL CASING	0 L.F.
61054	12" STEEL CASING	0 L.F.
61055	12" STEEL CASING	0 L.F.
61056	12" STEEL CASING	0 L.F.
61057	12" STEEL CASING	0 L.F.
61058	12" STEEL CASING	0 L.F.
61059	12" STEEL CASING	0 L.F.
61060	12" STEEL CASING	0 L.F.
61061	12" STEEL CASING	0 L.F.
61062	12" STEEL CASING	0 L.F.
61063	12" STEEL CASING	0 L.F.
61064	12" STEEL CASING	0 L.F.
61065	12" STEEL CASING	0 L.F.
61066	12" STEEL CASING	0 L.F.
61067	12" STEEL CASING	0 L.F.
61068	12" STEEL CASING	0 L.F.
61069	12" STEEL CASING	0 L.F.
61070	12" STEEL CASING	0 L.F.
61071	12" STEEL CASING	0 L.F.
61072	12" STEEL CASING	0 L.F.
61073	12" STEEL CASING	0 L.F.
61074	12" STEEL CASING	0 L.F.
61075	12" STEEL CASING	0 L.F.
61076	12" STEEL CASING	0 L.F.
61077	12" STEEL CASING	0 L.F.
61078	12" STEEL CASING	0 L.F.
61079	12" STEEL CASING	0 L.F.
61080	12" STEEL CASING	0 L.F.
61081	12" STEEL CASING	0 L.F.
61082	12" STEEL CASING	0 L.F.
61083	12" STEEL CASING	0 L.F.
61084	12" STEEL CASING	0 L.F.
61085	12" STEEL CASING	0 L.F.
61086	12" STEEL CASING	0 L.F.
61087	12" STEEL CASING	0 L.F.
61088	12" STEEL CASING	0 L.F.
61089	12" STEEL CASING	0 L.F.
61090	12" STEEL CASING	0 L.F.
61091	12" STEEL CASING	0 L.F.
61092	12" STEEL CASING	0 L.F.
61093	12" STEEL CASING	0 L.F.
61094	12" STEEL CASING	0 L.F.
61095	12" STEEL CASING	0 L.F.
61096	12" STEEL CASING	0 L.F.
61097	12" STEEL CASING	0 L.F.
61098	12" STEEL CASING	0 L.F.
61099	12" STEEL CASING	0 L.F.
61100	12" STEEL CASING	0 L.F.

NEW JERSEY DEPARTMENT OF TRANSPORTATION
 UTILITY AND ITS
 CONSTRUCTION PLANS
 ROUTE 35 CONTRACT NO. 004950321
 THE N.J.A. GROUP
 CORPORATION
 1000 ROUTE 100, SUITE 100
 FREEHOLD, NEW JERSEY 08820

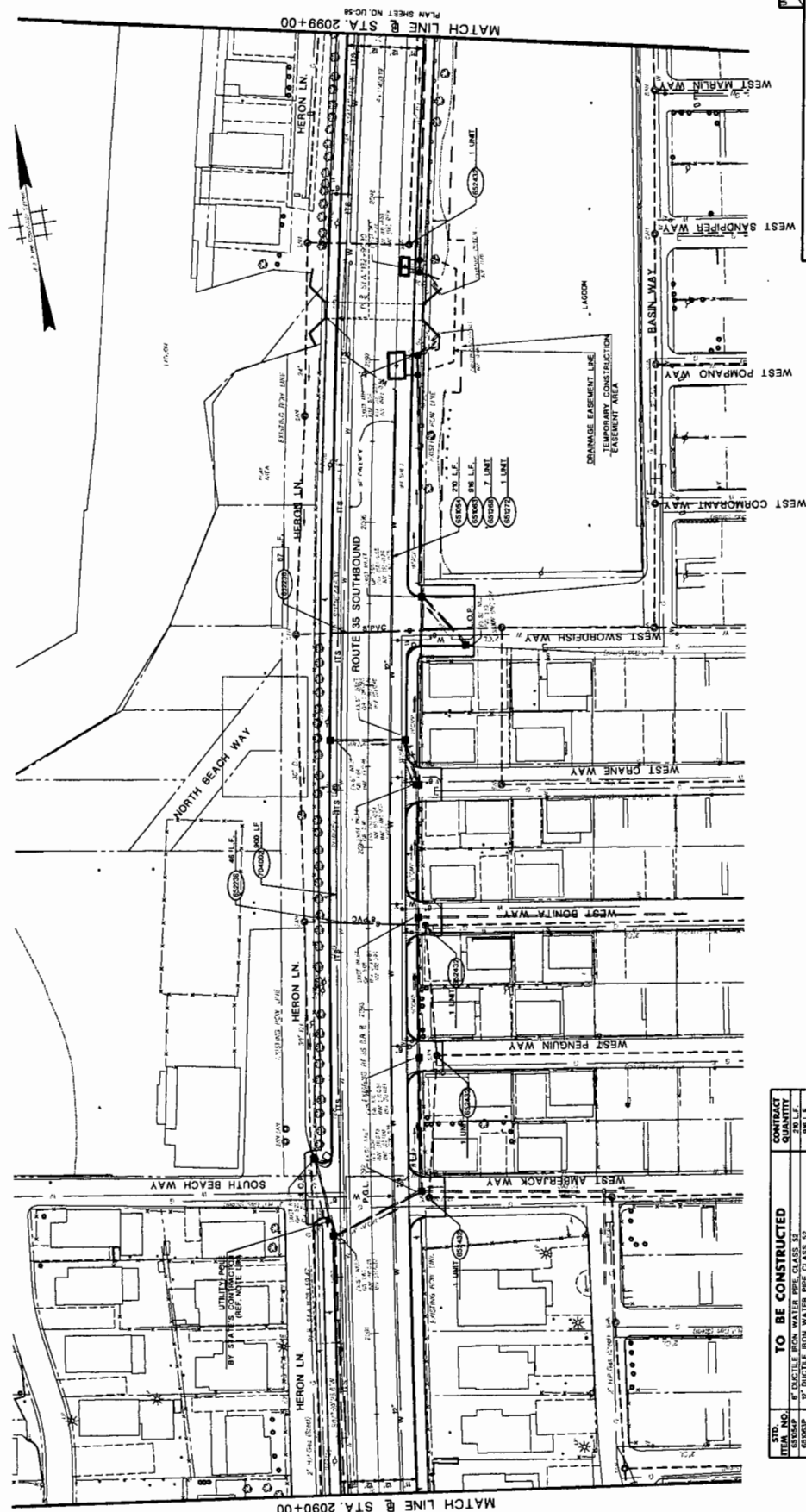
- NOTES:
- FOR PAVEMENT TRANSITION TO MEET EXISTING PAVEMENT DETAILS.
 - CONTRACTOR TO VERIFY ALL EXISTING UTILITY FACILITIES WHEN CONSTRUCTION.
 - SEE CONSTRUCTION DETAILS FOR SANITARY STEEL CASING THROUGH MANHOLE.

DATE: 10/1/88
 DRAWN BY: J. J. [Signature]
 CHECKED BY: [Signature]
 PLAN SHEET NO. UC-33

STATE FEDERAL PROJECT NO.
N.J. ER-7044 (04)

COUNTY OF OCEAN

TOWNSHIP OF TOMS RIVER




MATCH LINE @ STA. 2099+00
PLAN SHEET NO. UCS-8

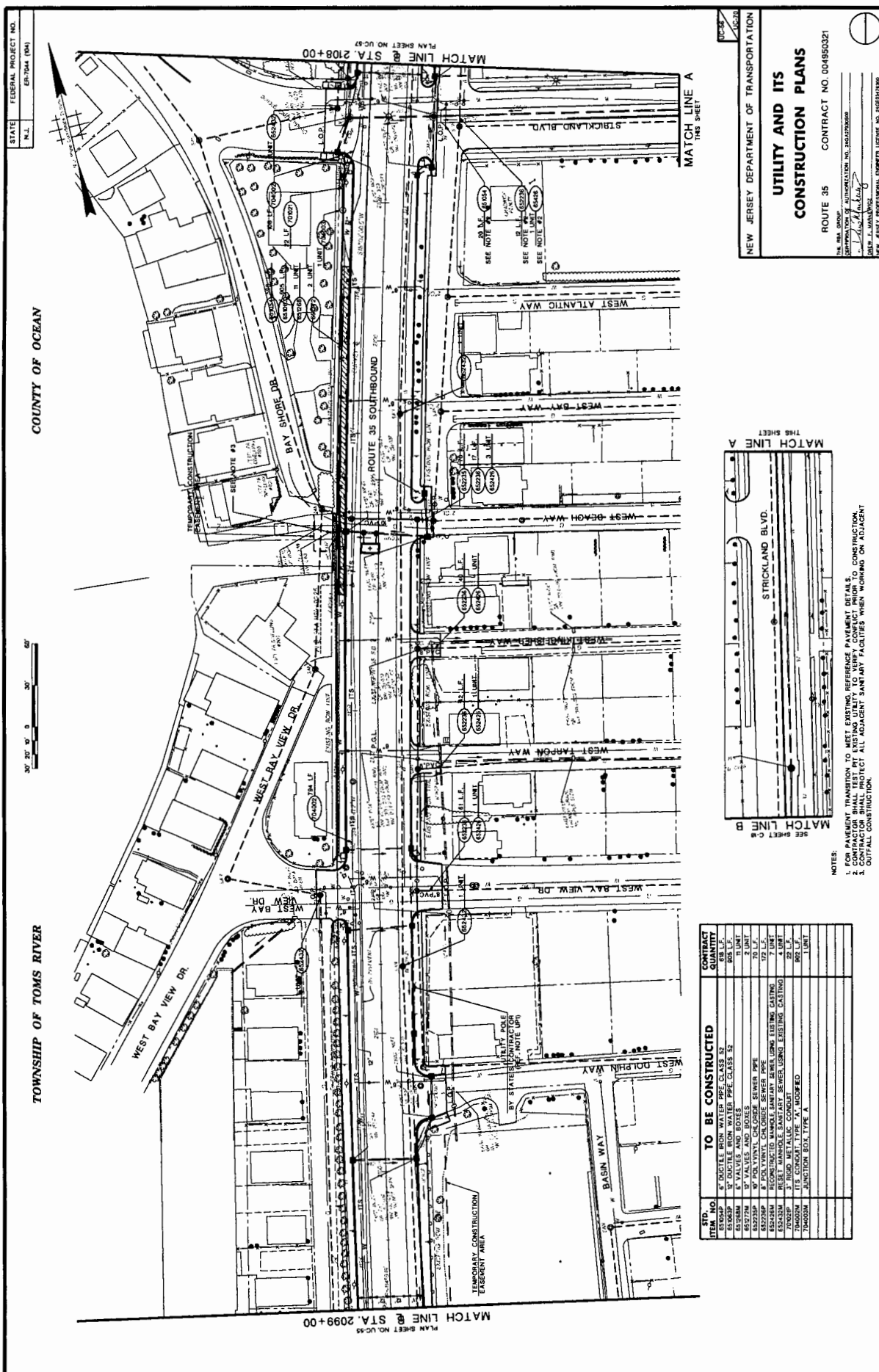
MATCH LINE @ STA. 2090+00
PLAN SHEET NO. UCS-4

ITEM NO.	DESCRIPTION	QUANTITY	UNIT
1	8" DUCTILE IRON WATER PIPE CLASS 52	100	LF
2	8" DUCTILE IRON WATER PIPE CLASS 52	100	LF
3	8" POLYETHYLENE GLASS REINFORCED SANDWICH PIPE	100	LF
4	8" VALVES AND BOXES	1	UNIT
5	8" POLYETHYLENE GLASS REINFORCED SANDWICH PIPE	100	LF
6	8" POLYETHYLENE GLASS REINFORCED SANDWICH PIPE	100	LF
7	8" POLYETHYLENE GLASS REINFORCED SANDWICH PIPE	100	LF
8	8" POLYETHYLENE GLASS REINFORCED SANDWICH PIPE	100	LF
9	8" POLYETHYLENE GLASS REINFORCED SANDWICH PIPE	100	LF
10	8" POLYETHYLENE GLASS REINFORCED SANDWICH PIPE	100	LF

TO BE CONSTRUCTED

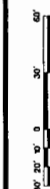
NEW JERSEY DEPARTMENT OF TRANSPORTATION
UTILITY AND ITS CONSTRUCTION PLANS
 ROUTE 35 CONTRACT NO. 004820321
 THE JEA GROUP
 CORPORATION OF AUTOMATION, NO. 201472000
 NEW JERSEY
 100 WEST WALTON AVENUE, SUITE 200, NEWARK, NJ 07102-3000





STATE: N.J.
 FEDERAL PROJECT NO.: ER-704 (04)

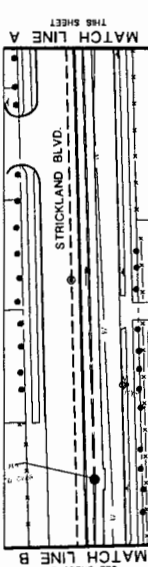
TOWNSHIP OF TOMS RIVER
 COUNTY OF OCEAN



PLAN SHEET NO. UC-45
 MATCH LINE @ STA. 2099+00

PLAN SHEET NO. UC-47
 MATCH LINE @ STA. 2108+00

STD. ITEM NO.	TO BE CONSTRUCTED	CONTRACT QUANTITY
85004	6" DUCTILE IRON WATER PIPE CLASS 52	85 L.F.
85005	6" DUCTILE IRON WATER PIPE CLASS 52	85 L.F.
85006	8" VALVES AND BOXES	2 UNIT
85007	8" VALVES AND BOXES	2 UNIT
85008	4" VALVES AND BOXES	2 UNIT
85009	4" VALVES AND BOXES	2 UNIT
85010	4" VALVES AND BOXES	2 UNIT
85011	4" VALVES AND BOXES	2 UNIT
85012	4" VALVES AND BOXES	2 UNIT
85013	4" VALVES AND BOXES	2 UNIT
85014	4" VALVES AND BOXES	2 UNIT
85015	4" VALVES AND BOXES	2 UNIT
85016	4" VALVES AND BOXES	2 UNIT
85017	4" VALVES AND BOXES	2 UNIT
85018	4" VALVES AND BOXES	2 UNIT
85019	4" VALVES AND BOXES	2 UNIT
85020	4" VALVES AND BOXES	2 UNIT
85021	4" VALVES AND BOXES	2 UNIT
85022	4" VALVES AND BOXES	2 UNIT
85023	4" VALVES AND BOXES	2 UNIT
85024	4" VALVES AND BOXES	2 UNIT
85025	4" VALVES AND BOXES	2 UNIT
85026	4" VALVES AND BOXES	2 UNIT
85027	4" VALVES AND BOXES	2 UNIT
85028	4" VALVES AND BOXES	2 UNIT
85029	4" VALVES AND BOXES	2 UNIT
85030	4" VALVES AND BOXES	2 UNIT
85031	4" VALVES AND BOXES	2 UNIT
85032	4" VALVES AND BOXES	2 UNIT
85033	4" VALVES AND BOXES	2 UNIT
85034	4" VALVES AND BOXES	2 UNIT
85035	4" VALVES AND BOXES	2 UNIT
85036	4" VALVES AND BOXES	2 UNIT
85037	4" VALVES AND BOXES	2 UNIT
85038	4" VALVES AND BOXES	2 UNIT
85039	4" VALVES AND BOXES	2 UNIT
85040	4" VALVES AND BOXES	2 UNIT
85041	4" VALVES AND BOXES	2 UNIT
85042	4" VALVES AND BOXES	2 UNIT
85043	4" VALVES AND BOXES	2 UNIT
85044	4" VALVES AND BOXES	2 UNIT
85045	4" VALVES AND BOXES	2 UNIT
85046	4" VALVES AND BOXES	2 UNIT
85047	4" VALVES AND BOXES	2 UNIT
85048	4" VALVES AND BOXES	2 UNIT
85049	4" VALVES AND BOXES	2 UNIT
85050	4" VALVES AND BOXES	2 UNIT
85051	4" VALVES AND BOXES	2 UNIT
85052	4" VALVES AND BOXES	2 UNIT
85053	4" VALVES AND BOXES	2 UNIT
85054	4" VALVES AND BOXES	2 UNIT
85055	4" VALVES AND BOXES	2 UNIT
85056	4" VALVES AND BOXES	2 UNIT
85057	4" VALVES AND BOXES	2 UNIT
85058	4" VALVES AND BOXES	2 UNIT
85059	4" VALVES AND BOXES	2 UNIT
85060	4" VALVES AND BOXES	2 UNIT
85061	4" VALVES AND BOXES	2 UNIT
85062	4" VALVES AND BOXES	2 UNIT
85063	4" VALVES AND BOXES	2 UNIT
85064	4" VALVES AND BOXES	2 UNIT
85065	4" VALVES AND BOXES	2 UNIT
85066	4" VALVES AND BOXES	2 UNIT
85067	4" VALVES AND BOXES	2 UNIT
85068	4" VALVES AND BOXES	2 UNIT
85069	4" VALVES AND BOXES	2 UNIT
85070	4" VALVES AND BOXES	2 UNIT
85071	4" VALVES AND BOXES	2 UNIT
85072	4" VALVES AND BOXES	2 UNIT
85073	4" VALVES AND BOXES	2 UNIT
85074	4" VALVES AND BOXES	2 UNIT
85075	4" VALVES AND BOXES	2 UNIT
85076	4" VALVES AND BOXES	2 UNIT
85077	4" VALVES AND BOXES	2 UNIT
85078	4" VALVES AND BOXES	2 UNIT
85079	4" VALVES AND BOXES	2 UNIT
85080	4" VALVES AND BOXES	2 UNIT
85081	4" VALVES AND BOXES	2 UNIT
85082	4" VALVES AND BOXES	2 UNIT
85083	4" VALVES AND BOXES	2 UNIT
85084	4" VALVES AND BOXES	2 UNIT
85085	4" VALVES AND BOXES	2 UNIT
85086	4" VALVES AND BOXES	2 UNIT
85087	4" VALVES AND BOXES	2 UNIT
85088	4" VALVES AND BOXES	2 UNIT
85089	4" VALVES AND BOXES	2 UNIT
85090	4" VALVES AND BOXES	2 UNIT
85091	4" VALVES AND BOXES	2 UNIT
85092	4" VALVES AND BOXES	2 UNIT
85093	4" VALVES AND BOXES	2 UNIT
85094	4" VALVES AND BOXES	2 UNIT
85095	4" VALVES AND BOXES	2 UNIT
85096	4" VALVES AND BOXES	2 UNIT
85097	4" VALVES AND BOXES	2 UNIT
85098	4" VALVES AND BOXES	2 UNIT
85099	4" VALVES AND BOXES	2 UNIT
85100	4" VALVES AND BOXES	2 UNIT



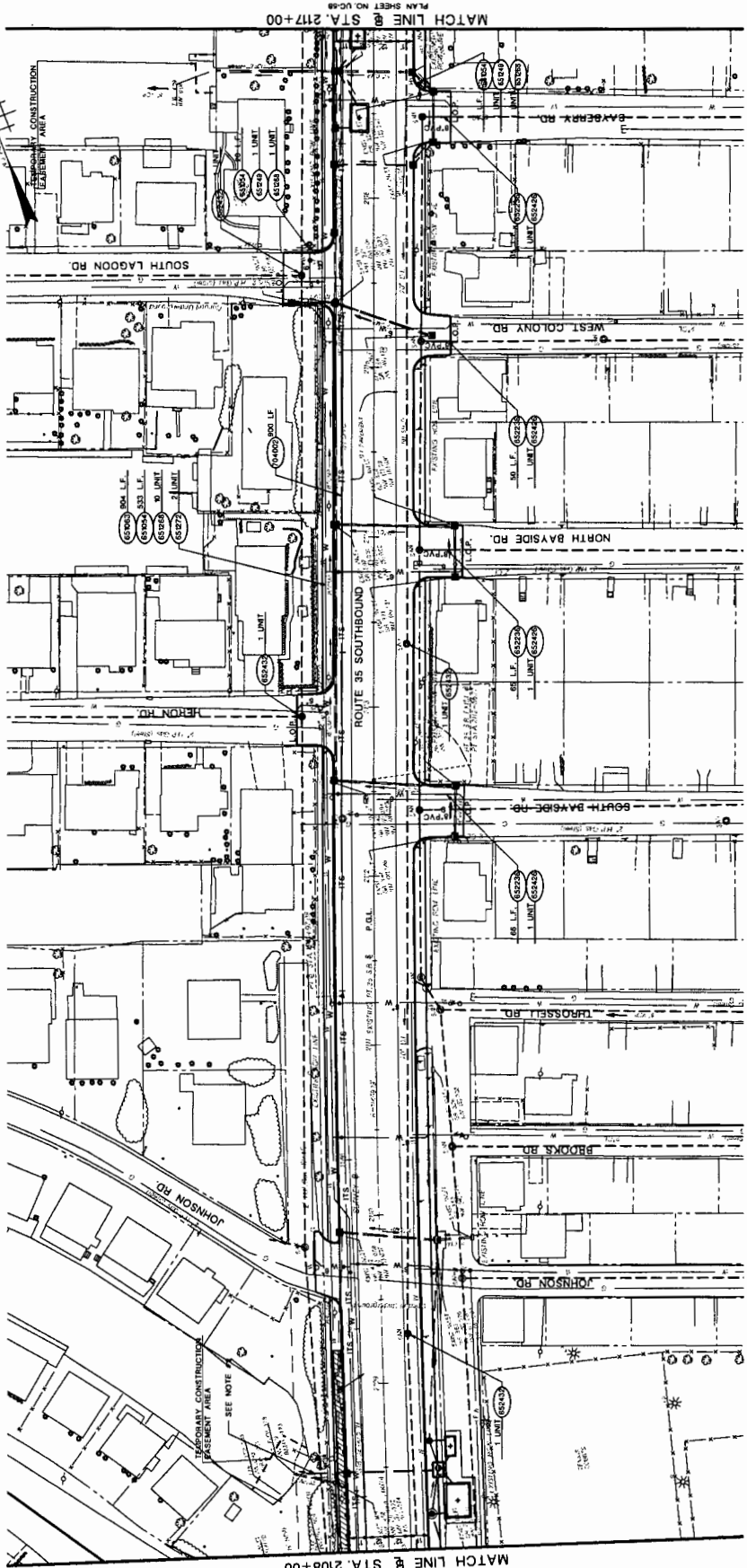
NOTES:
 1. USER AGENCY TRANSMISSION TO MEET EXISTING REFERENCE POINTS IN RETAIN.
 2. CONTRACTOR SHALL TEST FIT EXISTING UTILITY TO VERIFY CONTACT PRIOR TO CONSTRUCTION.
 3. CONTRACTOR SHALL PROTECT ALL ADJACENT SANITARY FACILITIES WHEN WORKING ON ADJACENT
 4. SUTRAL CONSTRUCTION.

NEW JERSEY DEPARTMENT OF TRANSPORTATION
 UTILITY AND ITS
 CONSTRUCTION PLANS
 ROUTE 35 CONTRACT NO. 004950321
 THE N.J. SHOPPING CENTER DEVELOPMENT, INC. 2010/08/08
 1000 N. JOURNAL SQUARE, SUITE 1000, NEWARK, NJ 07102
 NEW JERSEY PROFESSIONAL ENGINEER LICENSE NO. J05681000

STATE FEDERAL PROJECT NO.
N.J. EN-7044 (04)

COUNTY OF OCEAN

TOWNSHIP OF TOMS RIVER



ITEM NO.	DESCRIPTION	CONTRACT QUANTITY
60504P	6" DUCTILE IRON WATER PIPE CLASS 35	364 L.F.
60504Q	6" DUCTILE IRON WATER PIPE CLASS 35	364 L.F.
60504R	RELOCATE FIRE HYDRANT	2 UNIT
60504S	6" VALVES AND BOXES	3 UNIT
60504T	6" VALVES AND BOXES	3 UNIT
60504U	RECONSTRUCT MANHOLE SANITARY SEWER USING EXISTING CASTING	4 UNIT
60504V	RESET MANHOLE SANITARY SEWER USING EXISTING CASTING	2 UNIT
60504W	ITS CONDUIT TYPE "A" RUBBER	260 L.F.

TO BE CONSTRUCTED

NOTES:
1. FOR PAVEMENT TRANSITION TO MEET EXISTING REFERENCE PAVEMENT DETAILS.
2. PROTECT ALL EXISTING SANITARY FACILITIES WHEN WORKING ON ADJACENT UTILITIES.

UTILITY AND ITS CONSTRUCTION PLANS

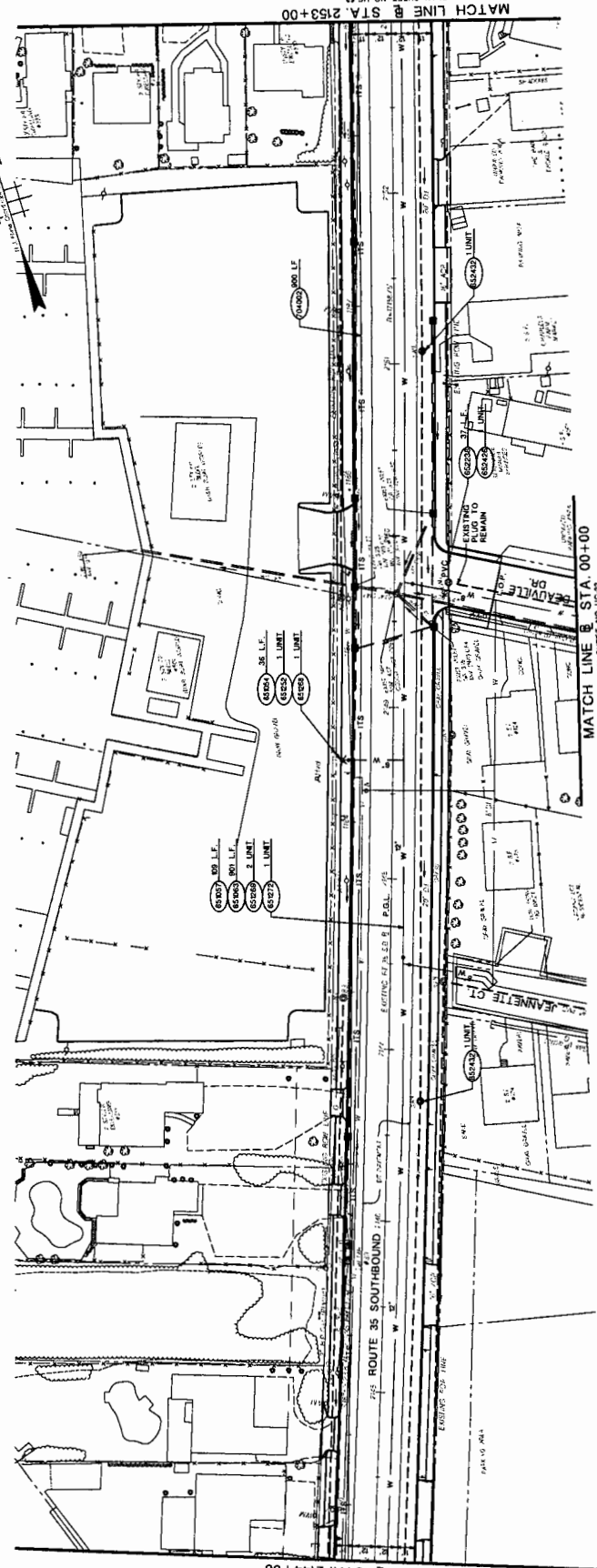
NEW JERSEY DEPARTMENT OF TRANSPORTATION
ROUTE 35 CONTRACT NO. 004950321

THE BSA GROUP
AUTOMATICALLY ON: 04/17/2006
DATE: 4/17/2006
BY: J. MANAUGH
NEW JERSEY PROFESSIONAL FOREMAN LICENSE NO. 1406200300

STATE FEDERAL PROJECT NO.
N.J. EN-1044 (04)

COUNTY OF OCEAN

TOWNSHIP OF BRICK



MATCH LINE @ STA. 214+00
PLAN SHEET NO. UC-00

MATCH LINE @ STA. 2153+00
PLAN SHEET NO. UC-01

ITEM NO.	DESCRIPTION	CONTRACT QUANTITY
62004P	6" DUCTILE IRON WATER PIPE CLASS 52	36 L.F.
62004	6" DUCTILE IRON WATER PIPE CLASS 52	60 L.F.
62005P	6" DUCTILE IRON WATER PIPE CLASS 52	60 L.F.
62005	6" DUCTILE IRON WATER PIPE CLASS 52	60 L.F.
62006	RESET FIRE HYDRANT	1 UNIT
62008M	6" VALVES AND BOXES	1 UNIT
62008	6" VALVES AND BOXES	1 UNIT
62009M	6" VALVES AND BOXES	1 UNIT
62009	6" VALVES AND BOXES	1 UNIT
62020P	8" POLYETHYLENE GLYCOL (PE) PIPE	27 L.F.
62020	8" POLYETHYLENE GLYCOL (PE) PIPE	27 L.F.
62021M	8" POLYETHYLENE GLYCOL (PE) PIPE	27 L.F.
62021	8" POLYETHYLENE GLYCOL (PE) PIPE	27 L.F.
62022M	8" POLYETHYLENE GLYCOL (PE) PIPE	27 L.F.
62022	8" POLYETHYLENE GLYCOL (PE) PIPE	27 L.F.
62023M	8" POLYETHYLENE GLYCOL (PE) PIPE	27 L.F.
62023	8" POLYETHYLENE GLYCOL (PE) PIPE	27 L.F.
62024M	8" POLYETHYLENE GLYCOL (PE) PIPE	27 L.F.
62024	8" POLYETHYLENE GLYCOL (PE) PIPE	27 L.F.
62025M	8" POLYETHYLENE GLYCOL (PE) PIPE	27 L.F.
62025	8" POLYETHYLENE GLYCOL (PE) PIPE	27 L.F.
62026M	8" POLYETHYLENE GLYCOL (PE) PIPE	27 L.F.
62026	8" POLYETHYLENE GLYCOL (PE) PIPE	27 L.F.
62027M	8" POLYETHYLENE GLYCOL (PE) PIPE	27 L.F.
62027	8" POLYETHYLENE GLYCOL (PE) PIPE	27 L.F.
62028M	8" POLYETHYLENE GLYCOL (PE) PIPE	27 L.F.
62028	8" POLYETHYLENE GLYCOL (PE) PIPE	27 L.F.
62029M	8" POLYETHYLENE GLYCOL (PE) PIPE	27 L.F.
62029	8" POLYETHYLENE GLYCOL (PE) PIPE	27 L.F.
62030M	8" POLYETHYLENE GLYCOL (PE) PIPE	27 L.F.
62030	8" POLYETHYLENE GLYCOL (PE) PIPE	27 L.F.

NEW JERSEY DEPARTMENT OF TRANSPORTATION

UTILITY AND ITS CONSTRUCTION PLANS

ROUTE 35 CONTRACT NO. 004950321

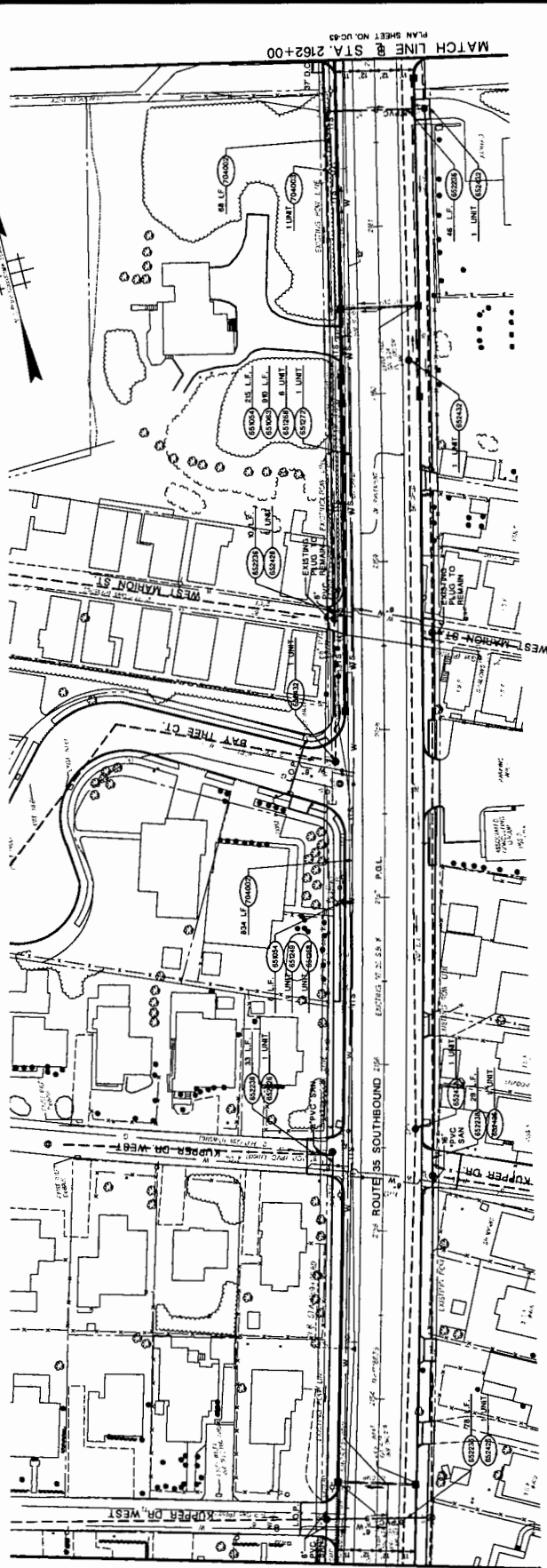
THE FIRM GROUP AUTOMATED PLAN NO. 1044700000
 DATE: 11/11/2004
 NEW JERSEY PROFESSIONAL ENGINEER AND ARCHITECT

STATE FEDERAL PROJECT NO.
N.J. BRDMA (R)

TOWNSHIP OF BRICK

COUNTY OF OCEAN

SCALE: 1" = 40'



PLAN SHEET NO. UC-41
MATCH LINE @ STA. 2153+00

PLAN SHEET NO. UC-43
MATCH LINE @ STA. 2162+00

ITEM NO.	TO BE CONSTRUCTED	CONTRACT QUANTITY
60304P	8' RUCIBLE IRON WATER PIPE CLASS 52	221 L.F.
60304M	8' RUCIBLE IRON PIPE CLASS 52	200 L.F.
60304M	LOCATE FIRE HYDRANT	1 UNIT
60304M	8" VALVES AND BOXES	1 UNIT
60307M	6" VALVES AND BOXES	1 UNIT
60322SP	W POLYETHYLENE GLASS REINFORCED PIPE	20 L.F.
60322SP	W POLYETHYLENE GLASS REINFORCED PIPE	20 L.F.
60322SP	RECONSTRUCT MANHOLE LIMBARY SEWER USING EXISTING CASTING	1 UNIT
60322SP	RECONSTRUCT MANHOLE LIMBARY SEWER USING EXISTING CASTING	1 UNIT
60400M	115' CONDUIT TYPE "A" BODIES	900 L.F.
70400M	JUNCTION BOX, TYPE A	1 UNIT

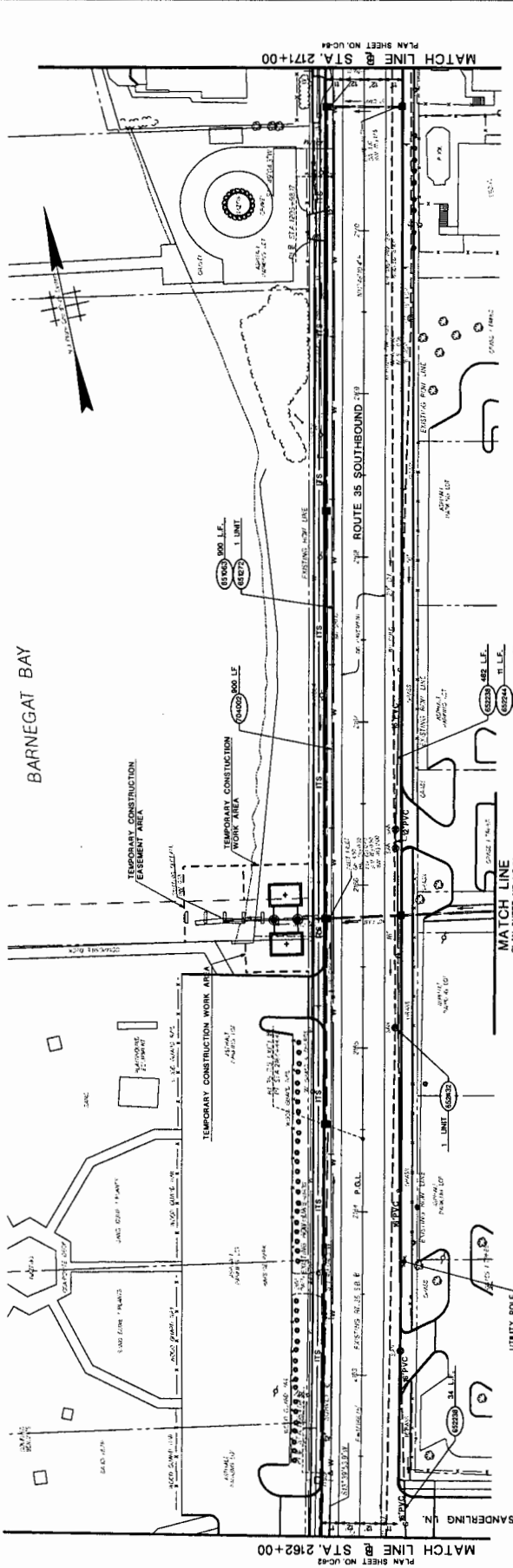
NEW JERSEY DEPARTMENT OF TRANSPORTATION
UTILITY AND ITS CONSTRUCTION PLANS
ROUTE 35 CONTRACT NO. 004850321
THE BRMA GROUP
CONTRACTOR OF UTILIZATION NO. 1047478000
D. J. MANA...
SEAL, REGISTERED PROFESSIONAL ENGINEER LICENSE NO. 1081010000

STATE - FEDERAL PROJECT NO.
N.J. - BRIDGE 1041

COUNTY OF OCEAN



TOWNSHIP OF BRICK



MATCH LINE @ STA 2162+00
PLAN SHEET NO. UC-82

MATCH LINE @ STA 2171+00
PLAN SHEET NO. UC-84

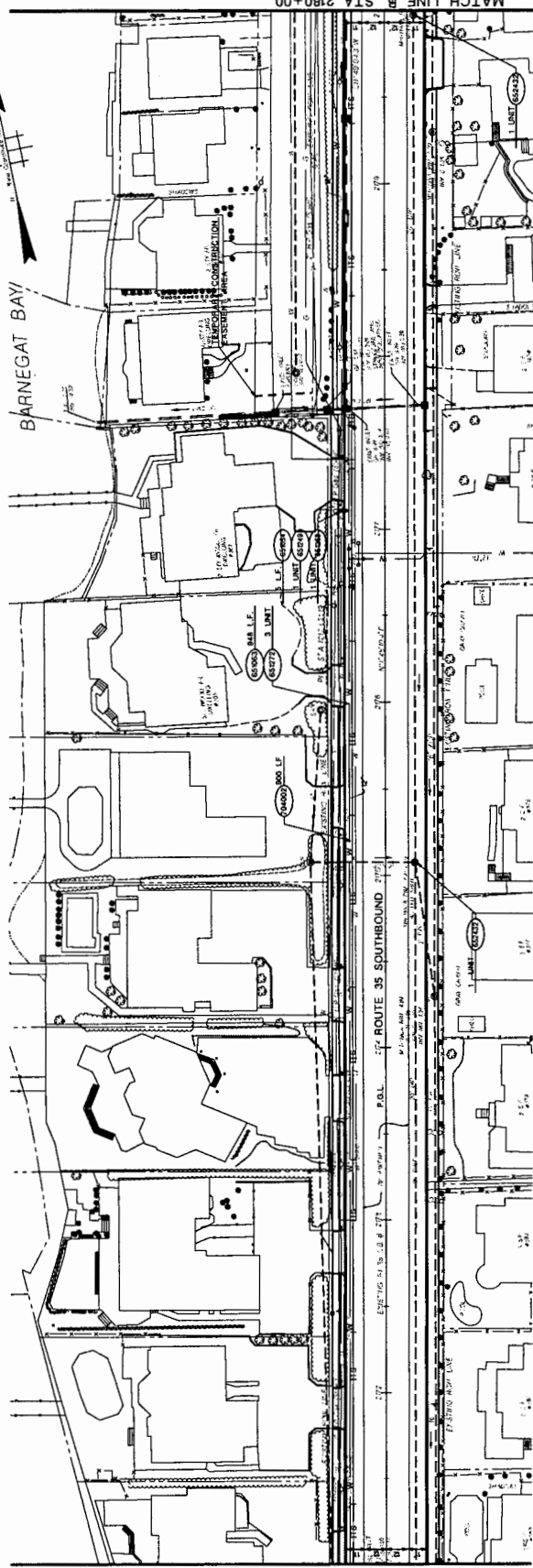
STD. ITEM NO.	TO BE CONSTRUCTED	CONTRACT QUANTITY
65880P	12" DUCTILE IRON WATER PIPE, CLASS 52	300 L.F.
65880R	12" POLYETHYLENE GLASS REINFORCED PLASTIC WATER PIPE	150 L.F.
65880S	12" POLYETHYLENE GLASS REINFORCED PLASTIC WATER PIPE	48 L.F.
65824P	12" POLYETHYLENE GLASS REINFORCED PLASTIC WATER PIPE, GRAVITY	11 L.F.
65824R	12" POLYETHYLENE GLASS REINFORCED PLASTIC WATER PIPE, GRAVITY	1 UNIT
65824S	12" POLYETHYLENE GLASS REINFORCED PLASTIC WATER PIPE, GRAVITY	1 UNIT
704001	12" CONDUIT, TYPE 'A', MODIFIED	300 L.F.

NEW JERSEY DEPARTMENT OF TRANSPORTATION
UTILITY AND ITS
CONSTRUCTION PLANS
ROUTE 35 CONTRACT NO. 004950321
NEW JERSEY PROFESSIONAL ENGINEER LICENSE NO. JH68200080

STATE FEDERAL PROJECT NO.
N.J. ER-704 (7/84)

COUNTY OF OCEAN

TOWNSHIP OF BRICK



PLAN SHEET NO. UC-65
MATCH LINE @ STA. 2180+00

PLAN SHEET NO. UC-64
MATCH LINE @ STA. 2171+00

ITEM NO.	TO BE CONSTRUCTED	CONTRACT QUANTITY
65054P	8\"/>	

DATE: 10/20/00

NEW JERSEY DEPARTMENT OF TRANSPORTATION

UTILITY AND ITS CONSTRUCTION PLANS
 ROUTE 35 CONTRACT NO. 004950321
 THE N.J.A. GROUP
 CORPORATION OF ARCHITECTURE NO. 3411728000
 NEW JERSEY PROFESSIONAL ENGINEER LICENSE NO. J158241000
 NEW JERSEY PROFESSIONAL LANDSCAPE ARCHITECT LICENSE NO. J158241000

STATE FEDERAL PROJECT NO.
N.J. EN-104 (10)

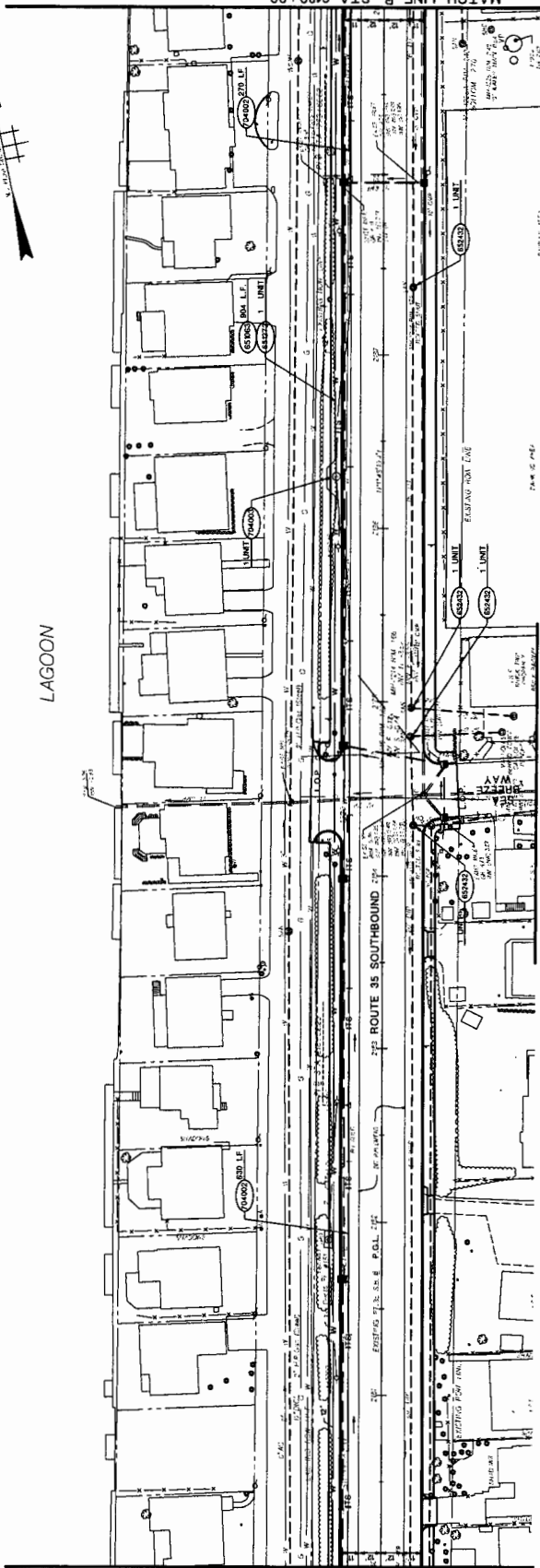
COUNTY OF OCEAN



TOWNSHIP OF BRICK



LAGOON



MATCH LINE @ STA. 2180+00
PLAN SHEET NO. UC-84

MATCH LINE @ STA. 2189+00
PLAN SHEET NO. UC-85

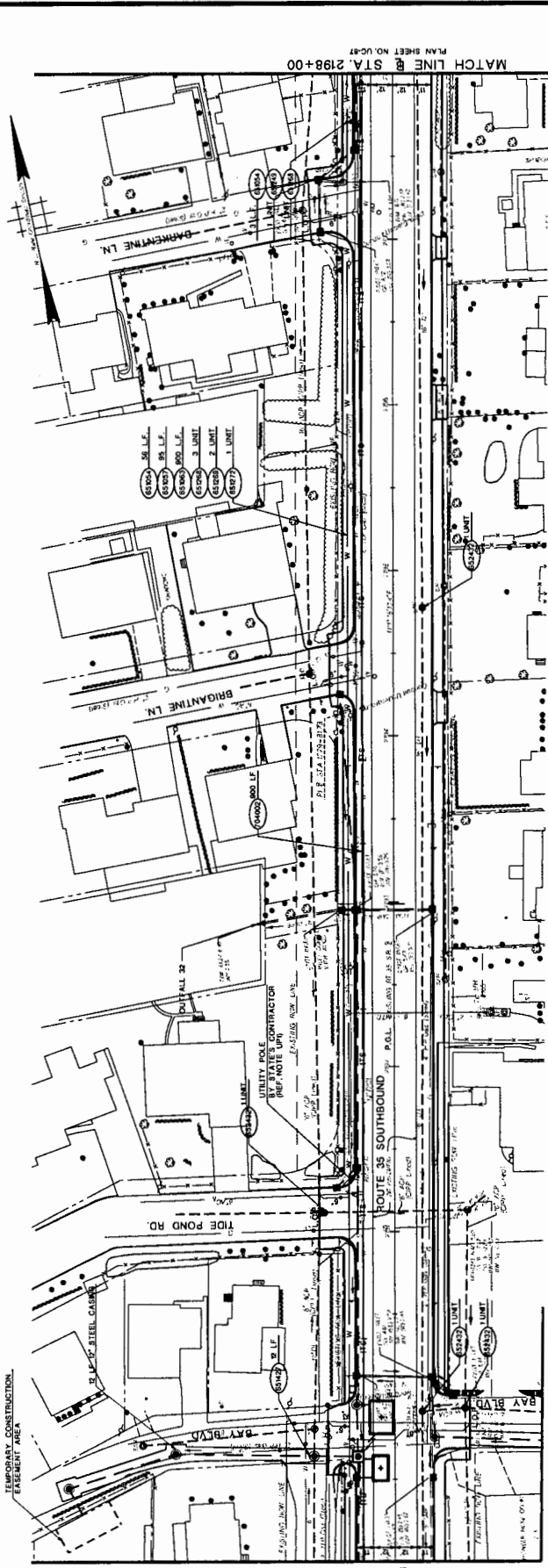
STD. ITEM NO.	TO BE CONSTRUCTED	CONTRACT QUANTITY
100	10' RUSTIC IRON PIPE CASES 32'	1 UNIT
101	10' VALVES AND BOXES	1 UNIT
102	SECRET MANHOLE SANITARY SEWER USING EXISTING CASTING	4 UNIT
103	18\"/>	

NOTE:
1. EXISTING SANITARY WILL BE WITHIN 24\"/>

NEW JERSEY DEPARTMENT OF TRANSPORTATION
UTILITY AND ITS CONSTRUCTION PLANS
 ROUTE 35 CONTRACT NO. 00-0550321
 THE FINE GROUP
 CONSULTING ENGINEERS AND ARCHITECTS
 1000 N. 10TH STREET
 NEW JERSEY PROFESSIONAL ENGINEER LICENSE NO. J260010000

STATE FEDERAL PROJECT NO.
N.J. ER-204 (204)

TOWNSHIP OF BRICK
COUNTY OF OCEAN



MATCH LINE @ STA 2189+00
PLAN SHEET NO. UC-45

MATCH LINE @ STA 2188+00
PLAN SHEET NO. UC-47

STD. ITEM NO.	TO BE CONSTRUCTED	CONTRACT QUANTITY
65000	12" DUCTILE IRON WATER PIPE, CLASS 52	261 L.F.
65001	12" DUCTILE IRON WATER PIPE, CLASS 52	800 L.F.
65002	12" DUCTILE IRON WATER PIPE, CLASS 52	1 UNIT
65003	RELOCATE FIRE HYDRANT	1 UNIT
65004	8" VALVES AND BOXES	2 UNIT
65005	8" VALVES AND BOXES	1 UNIT
65006	8" VALVES AND BOXES	1 UNIT
65007	8" VALVES AND BOXES	1 UNIT
65008	8" VALVES AND BOXES	1 UNIT
65009	8" VALVES AND BOXES	1 UNIT
65010	8" VALVES AND BOXES	1 UNIT
65011	8" VALVES AND BOXES	1 UNIT
65012	8" VALVES AND BOXES	1 UNIT
65013	8" VALVES AND BOXES	1 UNIT
65014	8" VALVES AND BOXES	1 UNIT
65015	8" VALVES AND BOXES	1 UNIT
65016	8" VALVES AND BOXES	1 UNIT
65017	8" VALVES AND BOXES	1 UNIT
65018	8" VALVES AND BOXES	1 UNIT
65019	8" VALVES AND BOXES	1 UNIT
65020	8" VALVES AND BOXES	1 UNIT
65021	8" VALVES AND BOXES	1 UNIT
65022	8" VALVES AND BOXES	1 UNIT
65023	8" VALVES AND BOXES	1 UNIT
65024	8" VALVES AND BOXES	1 UNIT
65025	8" VALVES AND BOXES	1 UNIT
65026	8" VALVES AND BOXES	1 UNIT
65027	8" VALVES AND BOXES	1 UNIT
65028	8" VALVES AND BOXES	1 UNIT
65029	8" VALVES AND BOXES	1 UNIT
65030	8" VALVES AND BOXES	1 UNIT
65031	8" VALVES AND BOXES	1 UNIT
65032	8" VALVES AND BOXES	1 UNIT
65033	8" VALVES AND BOXES	1 UNIT
65034	8" VALVES AND BOXES	1 UNIT
65035	8" VALVES AND BOXES	1 UNIT
65036	8" VALVES AND BOXES	1 UNIT
65037	8" VALVES AND BOXES	1 UNIT
65038	8" VALVES AND BOXES	1 UNIT
65039	8" VALVES AND BOXES	1 UNIT
65040	8" VALVES AND BOXES	1 UNIT
65041	8" VALVES AND BOXES	1 UNIT
65042	8" VALVES AND BOXES	1 UNIT
65043	8" VALVES AND BOXES	1 UNIT
65044	8" VALVES AND BOXES	1 UNIT
65045	8" VALVES AND BOXES	1 UNIT
65046	8" VALVES AND BOXES	1 UNIT
65047	8" VALVES AND BOXES	1 UNIT
65048	8" VALVES AND BOXES	1 UNIT
65049	8" VALVES AND BOXES	1 UNIT
65050	8" VALVES AND BOXES	1 UNIT
65051	8" VALVES AND BOXES	1 UNIT
65052	8" VALVES AND BOXES	1 UNIT
65053	8" VALVES AND BOXES	1 UNIT
65054	8" VALVES AND BOXES	1 UNIT
65055	8" VALVES AND BOXES	1 UNIT
65056	8" VALVES AND BOXES	1 UNIT
65057	8" VALVES AND BOXES	1 UNIT
65058	8" VALVES AND BOXES	1 UNIT
65059	8" VALVES AND BOXES	1 UNIT
65060	8" VALVES AND BOXES	1 UNIT
65061	8" VALVES AND BOXES	1 UNIT
65062	8" VALVES AND BOXES	1 UNIT
65063	8" VALVES AND BOXES	1 UNIT
65064	8" VALVES AND BOXES	1 UNIT
65065	8" VALVES AND BOXES	1 UNIT
65066	8" VALVES AND BOXES	1 UNIT
65067	8" VALVES AND BOXES	1 UNIT
65068	8" VALVES AND BOXES	1 UNIT
65069	8" VALVES AND BOXES	1 UNIT
65070	8" VALVES AND BOXES	1 UNIT
65071	8" VALVES AND BOXES	1 UNIT
65072	8" VALVES AND BOXES	1 UNIT
65073	8" VALVES AND BOXES	1 UNIT
65074	8" VALVES AND BOXES	1 UNIT
65075	8" VALVES AND BOXES	1 UNIT
65076	8" VALVES AND BOXES	1 UNIT
65077	8" VALVES AND BOXES	1 UNIT
65078	8" VALVES AND BOXES	1 UNIT
65079	8" VALVES AND BOXES	1 UNIT
65080	8" VALVES AND BOXES	1 UNIT
65081	8" VALVES AND BOXES	1 UNIT
65082	8" VALVES AND BOXES	1 UNIT
65083	8" VALVES AND BOXES	1 UNIT
65084	8" VALVES AND BOXES	1 UNIT
65085	8" VALVES AND BOXES	1 UNIT
65086	8" VALVES AND BOXES	1 UNIT
65087	8" VALVES AND BOXES	1 UNIT
65088	8" VALVES AND BOXES	1 UNIT
65089	8" VALVES AND BOXES	1 UNIT
65090	8" VALVES AND BOXES	1 UNIT
65091	8" VALVES AND BOXES	1 UNIT
65092	8" VALVES AND BOXES	1 UNIT
65093	8" VALVES AND BOXES	1 UNIT
65094	8" VALVES AND BOXES	1 UNIT
65095	8" VALVES AND BOXES	1 UNIT
65096	8" VALVES AND BOXES	1 UNIT
65097	8" VALVES AND BOXES	1 UNIT
65098	8" VALVES AND BOXES	1 UNIT
65099	8" VALVES AND BOXES	1 UNIT
65100	8" VALVES AND BOXES	1 UNIT

NOTES:
1. FOR PAVEMENT TRANSITION TO MEET EXISTING, REFERENCE PAVEMENT DETAILS TO CONSTRUCTION.
2. CONTRACTOR SHALL TEST ALL EXISTING UTILITY TO ADAPT CONTRACT PRIOR TO CONSTRUCTION.

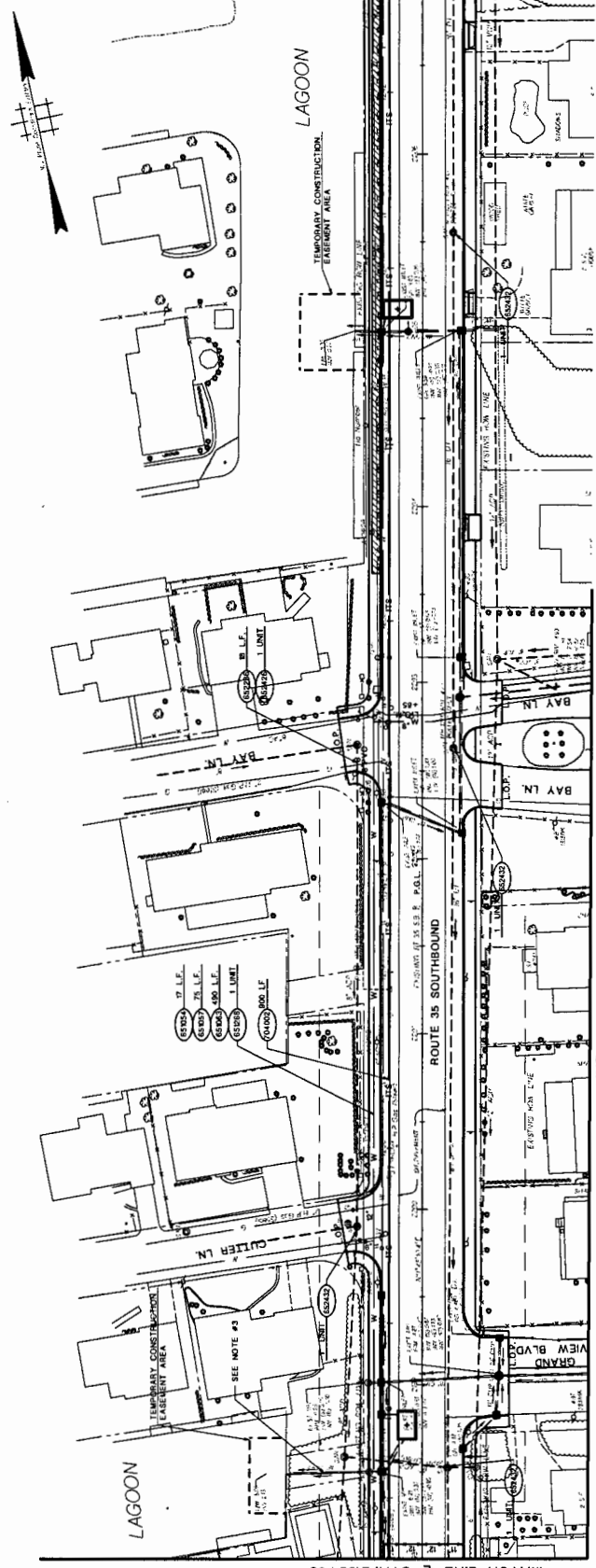
NEW JERSEY DEPARTMENT OF TRANSPORTATION
UTILITY AND ITS CONSTRUCTION PLANS
 ROUTE 35 CONTRACT NO. 004850321
 THE BNA GROUP
 CORPORATION OF AUTHORIZATION NO. 104288000
 JOHN J. MANAUGH
 P.E., PROFESSIONAL ENGINEER LICENSE NO. 148000000

STATE FEDERAL PROJECT NO.
N.J. EP-7044 (04)

COUNTY OF OCEAN



TOWNSHIP OF BRICK



PLAN SHEET NO. UC-48
MATCH LINE @ STA. 2198+00

PLAN SHEET NO. UC-49
MATCH LINE @ STA. 2207+00

ITEM NO.	TO BE CONSTRUCTED	CONTRACT QUANTITY
450000	12' DUCTILE IRON WATER MAIN CLASS 52	75 L.F.
450001	12' DUCTILE IRON WATER PIPE CLASS 52	460 L.F.
450002	12" VALVE CHAMBER	1 UNIT
450003	12" VALVE CHAMBER	1 UNIT
450004	12" VALVE CHAMBER	1 UNIT
450005	12" VALVE CHAMBER	1 UNIT
450006	12" VALVE CHAMBER	1 UNIT
450007	12" VALVE CHAMBER	1 UNIT
450008	12" VALVE CHAMBER	1 UNIT
450009	12" VALVE CHAMBER	1 UNIT
450010	12" VALVE CHAMBER	1 UNIT
450011	12" VALVE CHAMBER	1 UNIT
450012	12" VALVE CHAMBER	1 UNIT
450013	12" VALVE CHAMBER	1 UNIT
450014	12" VALVE CHAMBER	1 UNIT
450015	12" VALVE CHAMBER	1 UNIT
450016	12" VALVE CHAMBER	1 UNIT
450017	12" VALVE CHAMBER	1 UNIT
450018	12" VALVE CHAMBER	1 UNIT
450019	12" VALVE CHAMBER	1 UNIT
450020	12" VALVE CHAMBER	1 UNIT
450021	12" VALVE CHAMBER	1 UNIT
450022	12" VALVE CHAMBER	1 UNIT
450023	12" VALVE CHAMBER	1 UNIT
450024	12" VALVE CHAMBER	1 UNIT
450025	12" VALVE CHAMBER	1 UNIT
450026	12" VALVE CHAMBER	1 UNIT
450027	12" VALVE CHAMBER	1 UNIT
450028	12" VALVE CHAMBER	1 UNIT
450029	12" VALVE CHAMBER	1 UNIT
450030	12" VALVE CHAMBER	1 UNIT
450031	12" VALVE CHAMBER	1 UNIT
450032	12" VALVE CHAMBER	1 UNIT
450033	12" VALVE CHAMBER	1 UNIT
450034	12" VALVE CHAMBER	1 UNIT
450035	12" VALVE CHAMBER	1 UNIT
450036	12" VALVE CHAMBER	1 UNIT
450037	12" VALVE CHAMBER	1 UNIT
450038	12" VALVE CHAMBER	1 UNIT
450039	12" VALVE CHAMBER	1 UNIT
450040	12" VALVE CHAMBER	1 UNIT
450041	12" VALVE CHAMBER	1 UNIT
450042	12" VALVE CHAMBER	1 UNIT
450043	12" VALVE CHAMBER	1 UNIT
450044	12" VALVE CHAMBER	1 UNIT
450045	12" VALVE CHAMBER	1 UNIT
450046	12" VALVE CHAMBER	1 UNIT
450047	12" VALVE CHAMBER	1 UNIT
450048	12" VALVE CHAMBER	1 UNIT
450049	12" VALVE CHAMBER	1 UNIT
450050	12" VALVE CHAMBER	1 UNIT
450051	12" VALVE CHAMBER	1 UNIT
450052	12" VALVE CHAMBER	1 UNIT
450053	12" VALVE CHAMBER	1 UNIT
450054	12" VALVE CHAMBER	1 UNIT
450055	12" VALVE CHAMBER	1 UNIT
450056	12" VALVE CHAMBER	1 UNIT
450057	12" VALVE CHAMBER	1 UNIT
450058	12" VALVE CHAMBER	1 UNIT
450059	12" VALVE CHAMBER	1 UNIT
450060	12" VALVE CHAMBER	1 UNIT
450061	12" VALVE CHAMBER	1 UNIT
450062	12" VALVE CHAMBER	1 UNIT
450063	12" VALVE CHAMBER	1 UNIT
450064	12" VALVE CHAMBER	1 UNIT
450065	12" VALVE CHAMBER	1 UNIT
450066	12" VALVE CHAMBER	1 UNIT
450067	12" VALVE CHAMBER	1 UNIT
450068	12" VALVE CHAMBER	1 UNIT
450069	12" VALVE CHAMBER	1 UNIT
450070	12" VALVE CHAMBER	1 UNIT
450071	12" VALVE CHAMBER	1 UNIT
450072	12" VALVE CHAMBER	1 UNIT
450073	12" VALVE CHAMBER	1 UNIT
450074	12" VALVE CHAMBER	1 UNIT
450075	12" VALVE CHAMBER	1 UNIT
450076	12" VALVE CHAMBER	1 UNIT
450077	12" VALVE CHAMBER	1 UNIT
450078	12" VALVE CHAMBER	1 UNIT
450079	12" VALVE CHAMBER	1 UNIT
450080	12" VALVE CHAMBER	1 UNIT
450081	12" VALVE CHAMBER	1 UNIT
450082	12" VALVE CHAMBER	1 UNIT
450083	12" VALVE CHAMBER	1 UNIT
450084	12" VALVE CHAMBER	1 UNIT
450085	12" VALVE CHAMBER	1 UNIT
450086	12" VALVE CHAMBER	1 UNIT
450087	12" VALVE CHAMBER	1 UNIT
450088	12" VALVE CHAMBER	1 UNIT
450089	12" VALVE CHAMBER	1 UNIT
450090	12" VALVE CHAMBER	1 UNIT
450091	12" VALVE CHAMBER	1 UNIT
450092	12" VALVE CHAMBER	1 UNIT
450093	12" VALVE CHAMBER	1 UNIT
450094	12" VALVE CHAMBER	1 UNIT
450095	12" VALVE CHAMBER	1 UNIT
450096	12" VALVE CHAMBER	1 UNIT
450097	12" VALVE CHAMBER	1 UNIT
450098	12" VALVE CHAMBER	1 UNIT
450099	12" VALVE CHAMBER	1 UNIT
450100	12" VALVE CHAMBER	1 UNIT

NOTES:
1. CONTRACTOR SHALL VERIFY ALL UTILITIES BEFORE ANY CONSTRUCTION.
2. CONTRACTOR SHALL PROTECT ALL ADJACENT SANITARY FACILITIES WHEN WORKING ON ADJACENT SANITARY CONSTRUCTION.

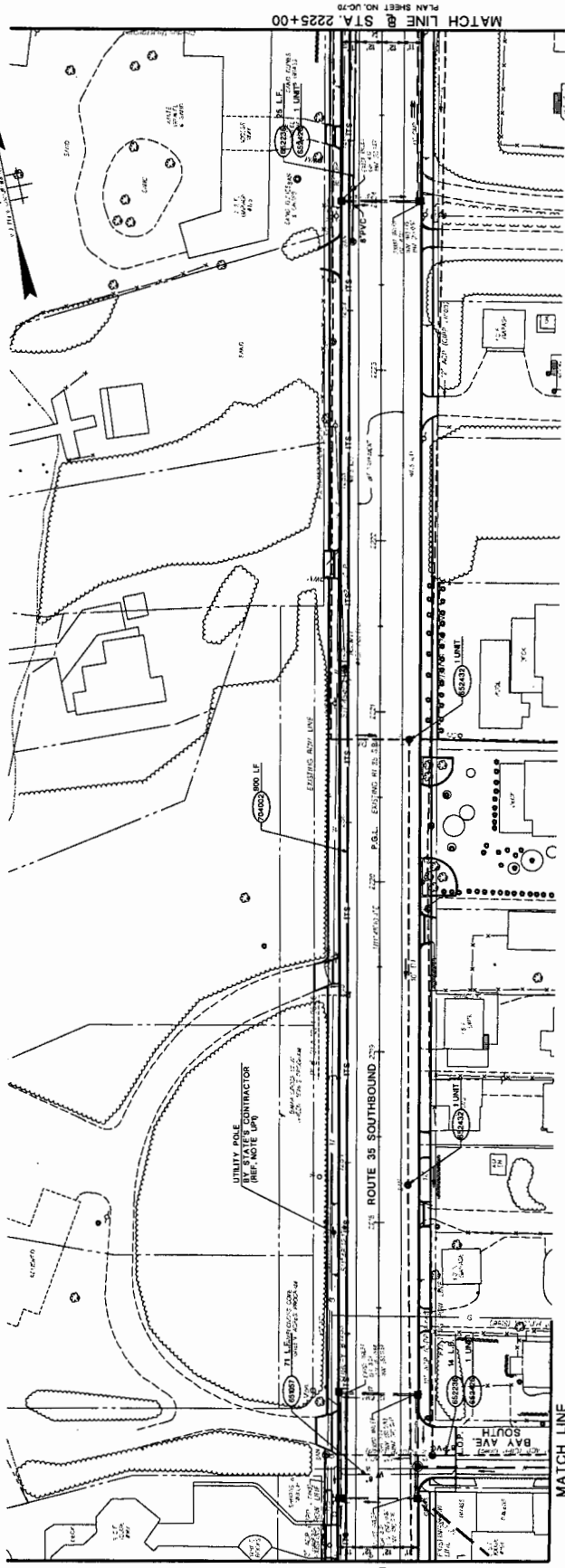
NEW JERSEY DEPARTMENT OF TRANSPORTATION
UTILITY AND ITS CONSTRUCTION PLANS
 ROUTE 35 CONTRACT NO. 004850321
 THE BNA GROUP
 CORPORATION OF AUTHORIZATION NO. JAL25288888
 STATE OF NEW JERSEY
 JOHN J. HANCOCK
 STATE REGISTERED PROFESSIONAL ENGINEER LICENSE NO. JH240000000

STATE FEDERAL PROJECT NO.
N.J. ER-704 (04)

COUNTY OF OCEAN



TOWNSHIP OF BRICK



MATCH LINE @ STA. 2225+00
PLAN SHEET NO. UC-7D

MATCH LINE @ STA. 2216+00
PLAN SHEET NO. UC-6B

NEW JERSEY DEPARTMENT OF TRANSPORTATION
ROUTE 35 CONTRACT NO. 004950321

UTILITY AND ITS
CONSTRUCTION PLANS

THE NEW JERSEY DEPARTMENT OF TRANSPORTATION
CONTRACT NO. 004950321
DATE OF CONTRACT: 08/14/2008
DATE OF REVISION: 08/14/2008
NEW JERSEY PROFESSIONAL ENGINEER NO. 148621300

ITEM NO.	TO BE CONSTRUCTED	CONTRACT QUANTITY
85007P	8" DUCTILE IRON WATER PIPE, CLASS 25	71 L.F.
85008P	8" DUCTILE IRON MANHOLE RINGS, 18" DIA.	39 L.F.
85009M	RECONSTRUCTED MANHOLE RINGS, 18" DIA. EXISTING CASTING	2 L.F.
85043M	RECONSTRUCTED MANHOLE RINGS, 18" DIA. EXISTING CASTING	2 L.F.
85043M	REST MANHOLE RINGS, 18" DIA. EXISTING CASTING	2 L.F.
74002M	18" CONDUIT, TYPE "A", MODIFIED	800 L.F.

DP# 13120

Bid Date: 05/30/2013

0 Plan Sheets

ROUTE 35, RESTORATION
TOMS RIVER TO MANTOLOKING
FROM MP 4.00 TO 9.07
CONTRACT NO. 004950321
FEDERAL PROJECT NO. ER-7044 (104)

ADDENDUM NO. 3

Page 1 of 4

The following CHANGES are made to the Proposal:

Sequence No.	Item No.	Item	Remarks
38	202006M	EXCAVATION, TEST PIT	Quantity Change
55	401108M	CORE SAMPLES, HOT MIX ASPHALT	Quantity Change
146	610003M	TRAFFIC STRIPES, LONG-LIFE, EPOXY RESIN 4"	Quantity Change
174	652007P	16" DUCTILE IRON SEWER PIPE	Item Deleted

Revised Estimate- Distribution of Quantity Plan Sheets reflecting this change will not be issued at this time, but all corrections will be made during the preparation of the As-Built plans.

This proposal change is available from NJDOT Bid Express website as Amendment # 1

The following CHANGES are made to the Special Provisions:

108.12 RIGHT-OF-WAY RESTRICTIONS

REPLACE the "Property and Vacation/Availability Dates" table with the following:

Demolition and/ or Parcel No	Approximate Baseline Station	Offset/Direction	Date
E79	1720+80 SB	1460' / LT	September 1, 2013
TE80A	1720+80 SB	1480' / LT	August 1, 2013
TE80B	1720+80 SB	1500' / LT	August 1, 2013
TE80C	1777+00 SB	1520' / LT	August 1, 2013
TE80D	1777+00 SB	1530' / LT	August 1, 2013
TE80E	1986 +75 SB	1660' / LT	August 1, 2013
TE80F	1995+40 SB	1690' / LT	August 1, 2013
TE80G	2015+85 SB	990' / LT	August 1, 2013
TE80H	2015+85 SB	980' / LT	August 1, 2013
TE80I	2021+85 SB	960' / LT	August 1, 2013
TE80J	2021+85 SB	950' / LT	August 1, 2013

DP# 13120

Bid Date: 05/30/2013

0 Plan Sheets

**ROUTE 35, RESTORATION
TOMS RIVER TO MANTOLOKING
FROM MP 4.00 TO 9.07
CONTRACT NO. 004950321
FEDERAL PROJECT NO. ER-7044 (104)**

ADDENDUM NO. 3

Page 2 of 4

Demolition and/ or Parcel No	Approximate Baseline Station	Offset/Direction	Date
TE80K	2038+75 SB	570' / LT	August 1, 2013
TE80L	2038+75 SB	560' / LT	August 1, 2013
TE80M	2051+00 SB	100' / LT	August 1, 2013
TE80N	2054+00 SB	100' / LT	August 1, 2013
TE80O	2060+70 SB	70' / LT	August 1, 2013
TE80P	2065+70 SB	160' / LT	August 1, 2013
TE80Q	2081+80 SB	55' / LT	August 1, 2013
TE80R	2097+30 SB	40' / RT	August 1, 2013
TE80S	2097+30 SB	50' / RT	August 1, 2013
TE80T	2104+80 SB	40' / LT	August 1, 2013
TE80U	2108+80 SB	60' / LT	August 1, 2013
TE80V	2116+75 SB	95' / LT	August 1, 2013
TE80W	2125+00 SB	95' / LT	August 1, 2013
TE80X	2131+10 SB	85' / LT	August 1, 2013
TE80Y	2140+35 SB	195' / LT	August 1, 2013
TE80Z	2165+90 SB	90' / LT	August 1, 2013
TR80AA	2189+25 SB	180' / LT	August 1, 2013
TE80BB	2198+50 SB	90' / LT	August 1, 2013
TE80CC	2205+00 SB	50' / LT	August 1, 2013
TE80DD	2209+70 SB	40' / LT	August 1, 2013
E81A	2015+50 SB	900' / LT	October 1, 2013
E81B	2022+20 SB	800' / LT	October 1, 2013
E81C	2038+75 SB	490' / LT	October 1, 2013
E82	2054+00 SB	60' / LT	June 1, 2014
E83	2054+10 SB	60' / LT	June 1, 2014
E84	2060+64 SB	50' / LT	October 1, 2013
E85	2131+00 SB	80' / LT	October 1, 2013
E86	2131+30 SB	80' / LT	November 1, 2013
E87	2140+25 SB	205' / LT	June 1, 2014
E88	2165+80 SB	50' / LT	October 1, 2013
E89	2177+80 SB	50' / LT	June 1, 2014

DP# 13120

Bid Date: 05/30/2013

0 Plan Sheets

**ROUTE 35, RESTORATION
TOMS RIVER TO MANTOLOKING
FROM MP 4.00 TO 9.07
CONTRACT NO. 004950321
FEDERAL PROJECT NO. ER-7044 (104)**

ADDENDUM NO. 3

Page 3 of 4

652.03.01 Sewer Pipe

E. Installing Sanitary Sewer Gravity and Force Mains.

AMEND the last sentence TO READ "For Brick Utilities, install concrete cradles at locations where new sanitary mains are joined to existing sanitary mains."

The following are questions received from plan holders and the responses:

QUESTION # 1 from George Harms Construction Co., Inc.:

Abandoned BASF (Ciba-Geigy) pipeline - Spec section 201.03.01.E.2 refers to the abandoned BASF (Ciba-Geigy) pipeline along Second Avenue. The drawings do not identify any valves, or the locations of seals along this pipe. Is the section of pipe between Bay Ave and Rt 35 northbound sealed off independently, or would we need to dewater an amount of liquid all the way back to the main land, or out into the ocean? Please provide bidders the locations of any seals that were installed on this pipe so we can estimate how much liquid might have to be removed.

RESPONSE: The pipeline was previously drained as part of the abandonment of the line. Available records indicate caps located at Bay Boulevard and at the ocean. Based on information provided by local utility companies that have encountered the line on past projects, it is anticipated that some groundwater may have infiltrated the pipe but it is not expected that the pipe is fully filled.

QUESTION # 2 from George Harms Construction Co., Inc.:

Concrete cradles - The tie-in details on page UCD-7 (page 256) only show a concrete cradle for the sewer pipe tie-ins at the Brick Utility locations, not for Lavallette or TRMUA. However spec section 652.03.01.E (page 57) added that we are to install concrete cradles where new sanitary sewer mains are joined to existing mains. Please clarify if concrete cradles are required at all tie-in locations or only for locations within Brick Township.

RESPONSE: Concrete cradles for tie-ins between new and existing sanitary sewer pipes are only required for facilities owned by Brick Utilities. Refer to SPECIFICATION CHANGES in this Addendum.

DP# 13120

Bid Date: 05/30/2013

0 Plan Sheets

**ROUTE 35, RESTORATION
TOMS RIVER TO MANTOLOKING
FROM MP 4.00 TO 9.07
CONTRACT NO. 004950321
FEDERAL PROJECT NO. ER-7044 (104)**

ADDENDUM NO. 3

Page 4 of 4

QUESTION # 3 from George Harms Construction Co., Inc.:

16" DI Sewer Pipe - We don't see where Bid Item 174- 16" the plans, and it appears it may have been confused with the 16" indicate where this bid item is located or delete the item if necessary.

DI Sewer
 DI Water

RESPONSE: Item is deleted. Refer to PLAN CHANGES in this Addendum.

DP# 13120

Bid Date: 05/30/2013

3 Plan Sheets

**ROUTE 35 RESTORATION
TOMS RIVER TO MANTOLOKING
FROM MP 4.00 TO 9.07
CONTRACT NO. 004950321
FEDERAL PROJECT NO. ER-7044 (104)**

ADDENDUM NO. 4

Page 1 of 9

The following CHANGES are made to the Plans:

Attachment No. Description

Attachment No. 1 D-2, revisions as clouded
Attachment No. 2 D-51, revisions as clouded
Attachment No. 3 D-52, revisions as clouded

The following CHANGES are made to the Proposal:

Sequence No.	Item No.	Item	Remarks
56	601128P	24" REINFORCED CONCRETE PIPE	Quantity Change
64	601598P	19" X 30" REINFORCED CONCRETE ELLIPTICAL PIPE, CLASS HE-III	Quantity Change
78	602012M	INLET, TYPE B	Quantity Change
171	652003P	12" DUCTILE IRON SEWER PIPE	Quantity Change
177	652021P	30" DUCTILE IRON SEWER PIPE	Quantity Change
440	601683M	30" DUCTILE IRON PIPE	Item Added

Revised Estimate- Distribution of Quantity Plan Sheets reflecting this change will not be issued at this time, but all corrections will be made during the preparation of the As-Built plans.

This proposal change is available from NJDOT Bid Express website as Amendment # 2.

The following CHANGES are made to the Special Provisions:

201.03.01 Clearing Site

E. Removing Pipe, Inlets, and Manholes.

2. BASF (formerly Ciba-Geigy) abandoned pipeline.

ADD:

The Department will make payment for disposal fees exceeding \$500 as specified in 109.03.

DP# 13120

Bid Date: 05/30/2013

3 Plan Sheets

**ROUTE 35 RESTORATION
TOMS RIVER TO MANTOLOKING
FROM MP 4.00 TO 9.07
CONTRACT NO. 004950321
FEDERAL PROJECT NO. ER-7044 (104)**

ADDENDUM NO. 4

Page 2 of 9

601.02 MATERIALS

ADD the following before the first paragraph:

THE FOLLOWING IS ADDED TO THE LIST OF MATERIALS:

Ductile iron pipe for storm drainage applications shall conform to ANSI A21.51 with push-on joints and a thickness class of 56.

601.04 MEASUREMENT AND PAYMENT

ADD the following pay item:

<i>Item</i>	<i>Pay Unit</i>
30" DUCTILE IRON PIPE	LINEAR FOOT

652.02 MATERIALS

Force Mains:

AMEND the third sentence of the first paragraph TO READ "Use Mechanical Joint C153 Ductile Iron Compact Fittings by Tyler Union®."

ADD the following after the first paragraph:

Provide ceramic epoxy lining to interior of ductile iron sewer pipe and fittings. Use Protecto 401™ Ceramic Epoxy Lining by Induron Coatings, Inc.

Provide restrained flange adapter for ductile iron force mains. Use Series 2100 MEGAFLANGE® Restrained Flange Adapter by EBAA Iron Inc.

Manholes:

ADD the following after the fourth paragraph:

Provide elastomeric lining for OCUA reconstructed manholes. Use Manhole ChimneySeal No. F-88 by Sauereisen.

AMEND the list of products/manufacturers on pages 54-56 as follows:

ADD the following to the available products from EBAA, Inc.: Series 2100 MEGAFLANGE® Restrained Flange Adapter

ADD the following to the available products from Sauereisen: Manhole ChimneySeal No. F-88

ADD the following products/manufacturers:

Mechanical Joint C153 Ductile Iron Compact Fittings are available from the manufacturer at the following address:

Tyler Union®
11910 CR 492
Tyler, TX 75706

DP# 13120
Bid Date: 05/30/2013
3 Plan Sheets

**ROUTE 35 RESTORATION
TOMS RIVER TO MANTOLOKING
FROM MP 4.00 TO 9.07
CONTRACT NO. 004950321
FEDERAL PROJECT NO. ER-7044 (104)**

ADDENDUM NO. 4

Page 3 of 9

(800)-527-8478

Protecto 401™ Ceramic Epoxy Lining is available from the manufacturer at the following address:

Induron Coatings, Inc.
3333 Richard Arrington Jr. Blvd. N
Birmingham, AL 35234-2303
(888)-773-2401

652.03.01 Sewer Pipe

A. Scheduling of Work.

ADD the following after the first paragraph:

If bypass pumping is required, coordinate all efforts with the respective municipal utility authority and use the following rates for estimation purposes:

1. For TRMUA, estimate the flow rate at 250 gal/day/house.
2. For Brick Utilities, estimate the flow rate at 200-300 gal/day/house.
3. For Borough of Lavallette, estimate the flow rate at 200-300 gal/day/house.

ADD the following at the end of the second paragraph:

Coordinate all efforts with OCUA and provide appropriate measures to contain and properly dispose of any residual liquid if encountered. Avoid peak seasonal flows (e.g. summer, holidays, weekends and weather conditions (e.g. flooding due to heavy rains) as specified by OCUA. Note the following:

Work associated with the installation of the 14-inch and 20-inch PVC pipe offsets:

- 1) OCUA Pump Station CPS-1 can operate on either single force main – the 14-inch or the 20-inch - and normal operation is for the use of the 20-inch force main. CPS-1 can operate on the 14-inch with the exception of high seasonal flows and weather events. CPS-1 valve operation must be verified.
- 2) The existing sections located at Bay Boulevard & Newark Avenue are near the discharge manhole and at the high portion of the force main, therefore they will have minimal liquid within the force mains.
- 3) At Bay Boulevard & Jersey City Avenue, there is approximately 1,300 feet of force main upstream from the proposed offsets. The 14-inch force main contains approximately 10,500 gallons and the 20-inch force main contains approximately 21,000 gallons. Drain time consists of approximately 3 to 4 hours.
- 4) At Bay Boulevard & Washington Avenue, there is approximately 3,350 feet of force main upstream from the proposed offsets. The 14-inch force main contains approximately 26,800 gallons and the 20-inch force main contains approximately 54,700 gallons. Drain time consists of approximately 3 to 4 hours.
- 5) At Bay Boulevard & Brown Avenue, there is approximately 4,250 feet of force main upstream from the proposed offsets. The 14-inch force main contains approximately 34,000 gallons and the 20-inch force main contains approximately 69,500 gallons. Drain time consists of approximately 3 to 4 hours.
- 6) At Bay Boulevard & Bond Avenue, there is approximately 6,050 feet of force main upstream from the proposed offsets. The 14-inch force main contains approximately 48,400 gallons and the 20-inch force main contains approximately 98,800 gallons. Drain time consists of approximately 3 to 4 hours.
- 7) To eliminate multiple shutdowns and force main draw downs, OCUA requires all work to be completed on the 14-inch force main prior to the work on the 20-inch force main.

DP# 13120

Bid Date: 05/30/2013

3 Plan Sheets

**ROUTE 35 RESTORATION
TOMS RIVER TO MANTOLOKING
FROM MP 4.00 TO 9.07
CONTRACT NO. 004950321
FEDERAL PROJECT NO. ER-7044 (104)**

ADDENDUM NO. 4

Page 4 of 9

Work associated with the replacement of the existing 12-inch ductile iron force main with 12-inch PVC force main:

- 1) OCUA Pump Station CPS-16 (at Route 35 NB & Fifth Avenue) will need to operate through the existing 6-inch force main while the work is being completed.
- 2) The use of the existing 6-inch force main is conditioned upon seasonal flow influences and weather events.
- 3) The 12-inch force main contains approximately 13,000 gallons and has a drain time of approximately 3 to 4 hours.

Work associated with the installation of the 30-inch ductile iron pipe offset:

- 1) This work is in close proximity to an existing air-release manhole and man-way on the existing 30-inch cast iron force main (CI-2/Alternate Bay Crossing). Pipe anchorage in the area of the proposed man-way access must be reviewed to ensure sufficient room is available.
- 2) The offset is approximately 3-1/2 feet vertical to clear the proposed storm sewer.
- 3) The CI-2/Alternate Bay Crossing generally has no flow as it is an alternate crossing and is only used during periods of heavy rain and high seasonal flows. In service flows typically range from 3 to 4 MGD and full service flows are approximately 6 MGD with observed peaks as high as 17 MGD. The CI-2/Alternate Bay Crossing force main must be available during peak seasonal flows and during certain weather conditions.
- 4) OCUA is currently replacing the magnetic flow meter at OCUA Pump Station CPS-19 and the installation will require the use of the CI-2/Alternate Bay Crossing force main. Installation of the offset will be prohibited during this time (approximately 3 days).

Work associated with the replacement of the 36-inch reinforced concrete sanitary sewer pipe:

- 1) This will require the setup of by-pass pumping coordinated with OCUA.
- 2) The average flow rate for this pipe is approximately 1.5 MGD and the peak flow rate is approximately 4.0 MGD.
- 3) Direct residential connections into the OCUA interceptor exist along this line and will be impacted by any surcharge.

652.03.06 Reconstruct Sanitary Sewer Manhole

ADD the following at the end of the second paragraph:

Restore disturbed liners of OCUA reconstructed manholes. Spray protective polymer lining on entire manhole interior surface and in accordance to the manufacturer's recommendations. Do not apply lining until concrete repair products have sufficiently cured. Brush or trowel sprayed epoxy to fill holes and apply finish before product becomes tacky. After epoxy lining has cured, apply by hand or trowel elastomeric lining in accordance to the manufacturer's recommendations. Apply to cover interior casting vertical surface, riser rings or courses of brick or block, and the top 2 inches of manhole cone or riser section. Elastomeric lining will overlap epoxy lining. Do not apply to horizontal casting surfaces or surfaces in contact with manhole cover.

The following are questions received from plan holders and the responses:

QUESTION # 1 from George Harms Construction Co., Inc.:

San sewer along Bay Ave. - The contract requires relocation of the 14" Sanitary Sewer Force Mains at numerous cross street intersections along Bay Ave (Bid Item and

DP# 13120
Bid Date: 05/30/2013
3 Plan Sheets

**ROUTE 35 RESTORATION
TOMS RIVER TO MANTOLOKING
FROM MP 4.00 TO 9.07
CONTRACT NO. 004950321
FEDERAL PROJECT NO. ER-7044 (104)**

ADDENDUM NO. 4

Page 5 of 9

#186 & 187). What are the allowable shut down hours for these force mains, and how long can each pipe be shut down continuously to perform these relocations? And can both force mains be shut down at the same time? Also, please identify at each intersection if these are high points or low points of the line, so the contractor can determine how much of the existing force line product will have to be handled each time the pipe is cut into. Please provide this information as soon as possible so the bidders can price this work accordingly.

RESPONSE: Refer to SPECIFICATION CHANGES in this addendum.

QUESTION # 2 from George Harms Construction Co., Inc.:

San sewer force main along Rt 35 & Fifth Ave. - The contract requires replacement of a 12" Force Main along Rt 35 Southbound and Fifth Avenue (Bid Item #189). What are the allowable shut down hours for this force main, and how can the pipe be shut down continuously to perform this replacement? Also, please clarify if these replacement locations are high points or low points of the line, so the contractor can determine how much of the existing force line product will have to be handled each time the pipe is cut into. Please provide this information as soon as possible so the bidders can price this work accordingly.

RESPONSE: Refer to SPECIFICATION CHANGES in this addendum.

QUESTION # 3 from George Harms Construction Co., Inc.:

36" San Sewer flow rates - Bid Item #179 is for 36" Reinfor
Pipe replacement. It appears this existing line is the main collector sanitary sewer line for a large portion of the barrier island leading to the pump facility. It appears the flow will need to be by-pass pumped while the pipe is removed and new pipe/MH ™s are ir
the bidding contractors need to know the daily/hourly flow rates of this pipe. There are also numerous smaller sanitary sewer replacements throughout the project limits, so please also provide typical flow rates for each smaller size pipe that needs to be replaced. We request this information be provided to all bidders as soon as possible in order to provide accurate pricing for this work.

RESPONSE: Refer to SPECIFICATION CHANGES in this addendum.

QUESTION # 4 from George Harms Construction Co., Inc.:

30" D.I. Sewer Pipe - Bid Item #177 30" D
drainage item, as it is on Drawing D-2, and D-51. It appears this item also includes a 30"
Sanitary Sewer Pipe replacement shown on drawing UC-37. This 20Lf shown on drawing UC-

DP# 13120

Bid Date: 05/30/2013

3 Plan Sheets

**ROUTE 35 RESTORATION
TOMS RIVER TO MANTOLOKING
FROM MP 4.00 TO 9.07
CONTRACT NO. 004950321
FEDERAL PROJECT NO. ER-7044 (104)**

ADDENDUM NO. 4

Page 6 of 9

37 needs to be its own bid item. This work involves replacing a 30" dia. San Main, which appears to be the major sanitary feed for the barrier island, back to the main land. This work is drastically different and more expensive than installing a new 30" stor sanitary pipe, and needs to be its own item. Regarding this 30" contractors need information related to the line in order to price up the work properly. Please provide allowable hours that this line can be shut down for the replacement work, and clarify how long the line can be continuously shut down for the contractor to complete this work. Also, clarify if this location is a high point, or low point along the force main, and tells us how much footage of force main will have to be dealt with when the pipe is cut into (gallons of sewage that will have to be pumped out of the existing 30" pipe), and should be handled since there is no direction in the plans & specs. We do not see a detail for this force main replacement work, so either add one or direct us to where it is shown in the plans currently.

RESPONSE: Refer to PLAN CHANGES, PROPOSAL CHANGES, and SPECIFICATION CHANGES in this addendum. Note: a detail for the 30" force main replacement will be provided in a subsequent addendum.

QUESTION # 5 from George Harms Construction Co., Inc.:

Drainage item quantities on DOQ drawings - The Distribution of Quantity (DOQ) drawings, and therefore the bid item proposal quantities include quantities from drawing D-2 for several drainage bid items which we believe are a mistake. We have reviewed drawing D-2 and cannot locate these items or quantities anywhere on these drawings. Please review bid items #171 and #78 specifically related to drawing #D-2. We believe these bid item proposal quantities need to be decreased accordingly. We also see that Item #64 has 314LF shown on drawing D-52, but it does not appear to be included on the DOQ or proposal quantity, therefore we think this item needs to be increased.

RESPONSE: Refer to PLAN CHANGES and PROPOSAL CHANGES in this addendum.

QUESTION # 6 from Northeast Remsco Construction, Inc.:

The date for substantial completion is December 1, 2014 and final completion is May 30, 2015. Due to the accelerated time schedule and the fact that the shore season does not really begin until after Memorial Day, will the Department consider changing the substantial completion date to May 22, 2015 and change the final completion date to November 30, 2015?

DP# 13120

Bid Date: 05/30/2013

3 Plan Sheets

**ROUTE 35 RESTORATION
TOMS RIVER TO MANTOLOKING
FROM MP 4.00 TO 9.07
CONTRACT NO. 004950321
FEDERAL PROJECT NO. ER-7044 (104)**

ADDENDUM NO. 4

Page 7 of 9

RESPONSE: No. Please note that Substantial Completion for this Contract does not require that the final surface course be completed (refer to Subsection 101.03 of the Special Provisions).

QUESTION # 7 from Northeast Remsco Construction, Inc.:

Asbestos Cement Pipe - The Asbestos Cement Pipe will be broken and damaged during the excavation for the new pipe. Since it is extremely expensive and quite difficult to recover the broken pipe, on DEP funded contracts, the DEP has allowed sewer contractors to crush the Asbestos Cement Pipe and leave it in the backfill. Will the Department accept this method of disposal?

RESPONSE: No. Where the existing pipe is in conflict with the proposed construction, it must be removed from the site in accordance with the Special Provisions.

QUESTION # 8 from Northeast Remsco Construction, Inc.:

Conflicts with Utility Connections - The gravity sewer and storm sewer lines are shallow. As a result, we expect numerous conflicts with sewer, gas and water house connections, as well as conflicts at the intersections. This will add extra costs to the contract and delay the progress of the job. Since the schedule for completion is accelerated, how will the Department handle these conflicts? Since no one knows the depth of the existing utilities, will the Department consider them as differing site conditions?

RESPONSE: Prior to initiating work, the Contractor is required to conduct utility investigations as specified in Subsection 105.07.01B of the Special Provisions. For utility work to be constructed by the Contractor, the new utilities, including utility services, are to be installed in Stage 1 so that there will not be a conflict with the proposed infrastructure to be constructed in subsequent stages. It is anticipated that water mains and sanitary sewer force mains will require alignment adjustments, both horizontal and vertical, to avoid conflicts. In addition, for utility work performed by the utility owners, the Contractor must provide the owners with layout information to ensure that the relocated facilities do not conflict with the proposed construction.

QUESTION # 9 from Union Paving Construction Co., Inc.:

Existing House Services - It appears that the potential exists for numerous house services (water, gas and sewer) to be in conflict with the proposed storm sewer. 1.) Who is responsible to temporarily relocate water services until the new water main is installed, should they conflict? 2.) Who will be responsible to relocate existing gas services should they conflict? 3.) Who will be responsible to relocate existing sewer services should they conflict? "who is

DP# 13120

Bid Date: 05/30/2013

3 Plan Sheets

**ROUTE 35 RESTORATION
TOMS RIVER TO MANTOLOKING
FROM MP 4.00 TO 9.07
CONTRACT NO. 004950321
FEDERAL PROJECT NO. ER-7044 (104)**

ADDENDUM NO. 4

Page 8 of 9

responsible" is a two part question; A.)Who will be responsible to do the work? B.)Who will be responsible to pay for the work?

RESPONSE: As indicated in the Contract Plans, utility work, including utility services, is to be constructed in Stage 1 and the roadway drainage facilities in Stage 2. The Contractor is responsible for ensuring that the relocated utilities and services do not conflict with the proposed construction (refer to the response to Question #8 above).

QUESTION # 10 from Northeast Remsco Construction, Inc.:

Groundwater Treatment - If H₂S is encountered during dewatering, do we have to treat the groundwater before disposal? If yes, please provide the specifications for the treatment of the water.

RESPONSE: If encountered, H₂S levels are not anticipated to be significant enough to require treatment.

QUESTION # 11 from Crisdel Group, Inc.:

BASF (formerly Ciba-Geigy) abandoned pipeline - With regard to specification page 26 E.2, it is stated the contractor is to coordinate with Toms River to pay fees associated with removal & discharge of the effluent. Currently it is not possible to verify the quantity of liquid being disposed of to accurately price this disposal. In addition, it is not clear if the OCUA will even accept this material. Will the state please consider a fixed cost allowance to pay for the disposal fees associated with this activity or a time & material reimbursement for the liquid disposal.

RESPONSE: Disposal fees are anticipated to be less than \$500. If the fees exceed this amount, reimbursement will be made in accordance with Subsection 109.03. Refer to SPECIFICATION CHANGES in this addendum. Also, if the liquid is determined to be unacceptable to OCUA, the Department will make payment for this disposal on a force account basis as indicated in the Special Provisions.

QUESTION # 12 from George Harms Construction Co., Inc.:

Ductile Iron Storm Sewer Specification - Bid Items 171 to 178 are for Ductile Iron Storm Sewer Pipe, but there is no material specification in either the Standard or Supplemental Spec. Please provide a material specification for these storm sewer pipe items.

RESPONSE: Refer to SPECIFICATION CHANGES in this addendum.

DP# 13120
Bid Date: 05/30/2013
3 Plan Sheets

ROUTE 35 RESTORATION
TOMS RIVER TO MANTOLOKING
FROM MP 4.00 TO 9.07
CONTRACT NO. 004950321
FEDERAL PROJECT NO. ER-7044 (104)

ADDENDUM NO. 4

Page 9 of 9

QUESTION # 13 from George Harms Construction Co., Inc.:

Concrete pipe at outfall structures #17 & #18 - Contract Drawing D-54 shows 36" RCCP going to outfall structure #17 & #18, and there are 36" dia Slip On Check Valves at the end of each pipe. Contract Drawing #S-19 which is the structural detail at these outfall locations shows the outfall pipes to be 24" RCCP, and 30" RCCP. We believe drawing S-19 is incorrect. Please review and confirm pipe sizes at these outfall structures.

RESPONSE: Both of the pipes at these outfalls are 36" RCCP.

QUESTION # 14 from JBL Electric:

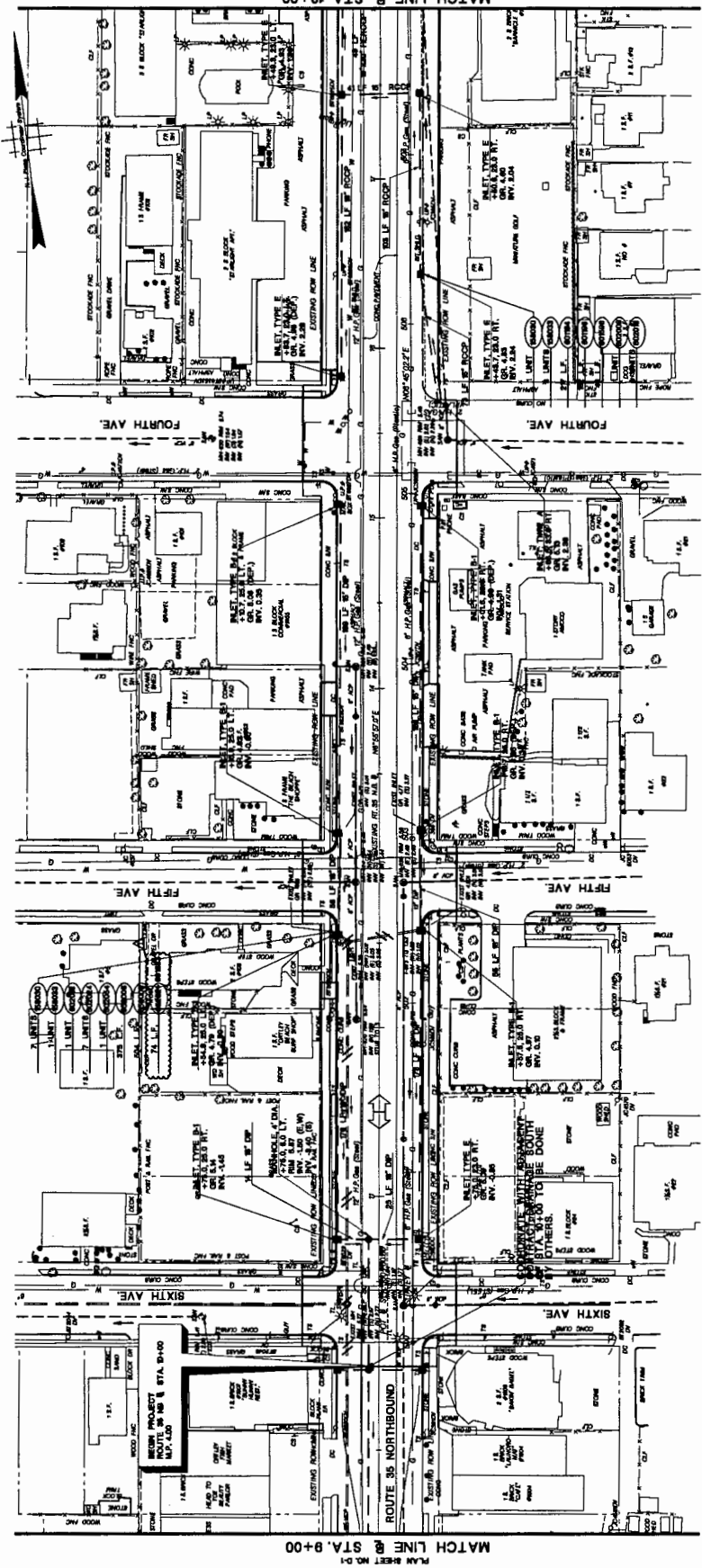
JCP&L Utility Package - I wanted to inquire when the JCP&L Utility Package will be posted to the site.

RESPONSE: Posted on May 10, 2013.

STATE: N.J.
 FEDERAL PROJECT NO.: ER-704 (74)

COUNTY OF OCEAN

TOWNSHIP OF TOMS RIVER

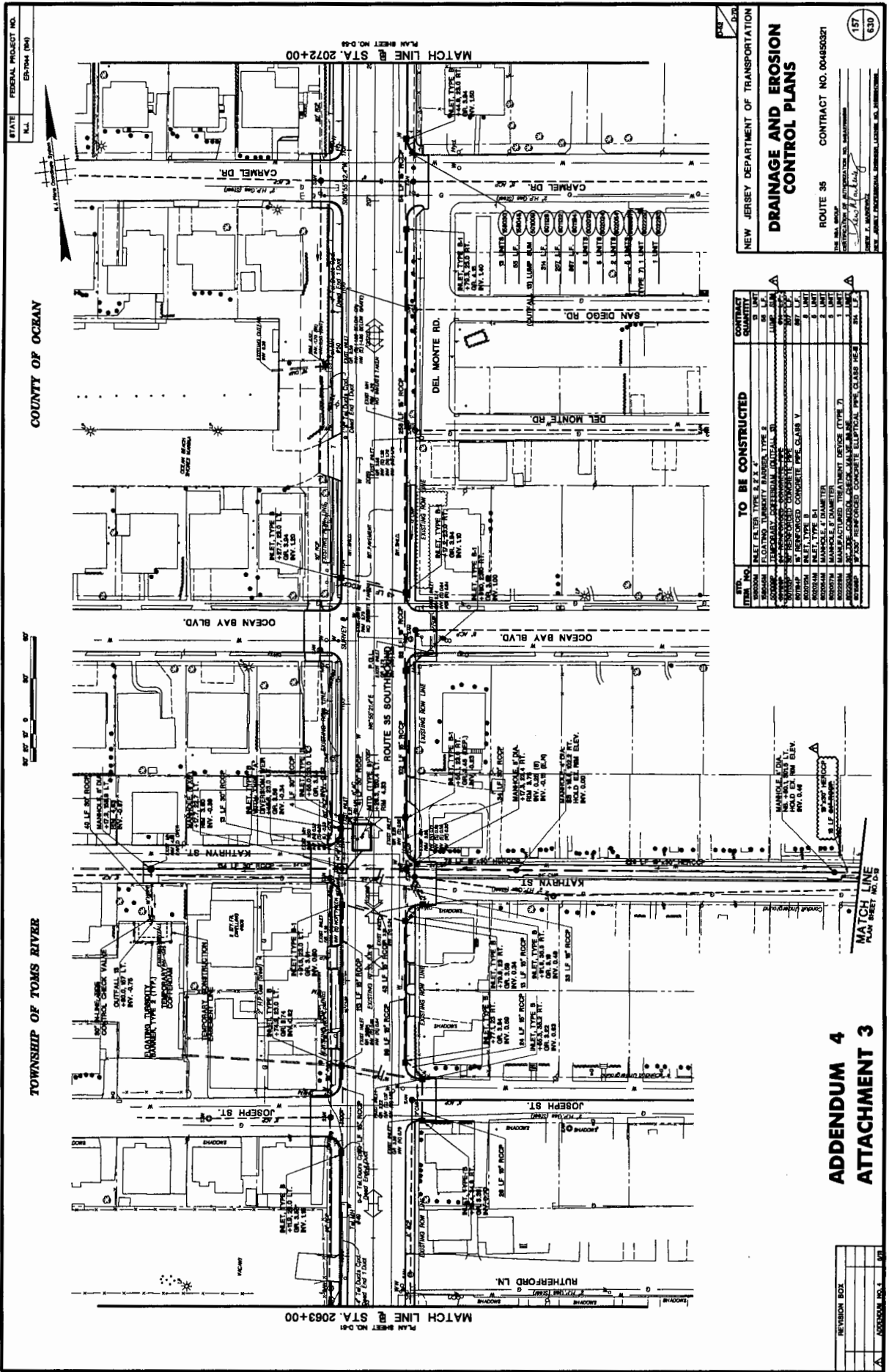


NEW JERSEY DEPARTMENT OF TRANSPORTATION
DRAINAGE AND EROSION CONTROL PLANS
 ROUTE 35 CONTRACT NO. 00-4950321
 THE BUREAU OF HIGHWAYS
 COUNTY OF OCEAN, NEW JERSEY
 NEW JERSEY PROFESSIONAL ENGINEERS LICENSING BOARD REGISTRATION NO. 106 \$3.0

**ADDENDUM 4
 ATTACHMENT 1**

ITEM NO.	TO BE CONSTRUCTED	CONTRACT QUANTITY
1	MANHOLE TYPE 1, 1.5' x 1.5'	3
2	MANHOLE TYPE 2, 1.5' x 1.5'	3
3	REINFORCED CONCRETE PIPE CLASS V	27
4	REINFORCED CONCRETE PIPE CLASS V	27
5	REINFORCED CONCRETE PIPE CLASS V	27
6	REINFORCED CONCRETE PIPE CLASS V	27
7	REINFORCED CONCRETE PIPE CLASS V	27
8	REINFORCED CONCRETE PIPE CLASS V	27
9	REINFORCED CONCRETE PIPE CLASS V	27
10	REINFORCED CONCRETE PIPE CLASS V	27
11	REINFORCED CONCRETE PIPE CLASS V	27
12	REINFORCED CONCRETE PIPE CLASS V	27
13	REINFORCED CONCRETE PIPE CLASS V	27
14	REINFORCED CONCRETE PIPE CLASS V	27
15	REINFORCED CONCRETE PIPE CLASS V	27
16	REINFORCED CONCRETE PIPE CLASS V	27
17	REINFORCED CONCRETE PIPE CLASS V	27
18	REINFORCED CONCRETE PIPE CLASS V	27
19	REINFORCED CONCRETE PIPE CLASS V	27
20	REINFORCED CONCRETE PIPE CLASS V	27
21	REINFORCED CONCRETE PIPE CLASS V	27
22	REINFORCED CONCRETE PIPE CLASS V	27
23	REINFORCED CONCRETE PIPE CLASS V	27
24	REINFORCED CONCRETE PIPE CLASS V	27
25	REINFORCED CONCRETE PIPE CLASS V	27
26	REINFORCED CONCRETE PIPE CLASS V	27
27	REINFORCED CONCRETE PIPE CLASS V	27
28	REINFORCED CONCRETE PIPE CLASS V	27
29	REINFORCED CONCRETE PIPE CLASS V	27
30	REINFORCED CONCRETE PIPE CLASS V	27
31	REINFORCED CONCRETE PIPE CLASS V	27
32	REINFORCED CONCRETE PIPE CLASS V	27
33	REINFORCED CONCRETE PIPE CLASS V	27
34	REINFORCED CONCRETE PIPE CLASS V	27
35	REINFORCED CONCRETE PIPE CLASS V	27
36	REINFORCED CONCRETE PIPE CLASS V	27
37	REINFORCED CONCRETE PIPE CLASS V	27
38	REINFORCED CONCRETE PIPE CLASS V	27
39	REINFORCED CONCRETE PIPE CLASS V	27
40	REINFORCED CONCRETE PIPE CLASS V	27
41	REINFORCED CONCRETE PIPE CLASS V	27
42	REINFORCED CONCRETE PIPE CLASS V	27
43	REINFORCED CONCRETE PIPE CLASS V	27
44	REINFORCED CONCRETE PIPE CLASS V	27
45	REINFORCED CONCRETE PIPE CLASS V	27
46	REINFORCED CONCRETE PIPE CLASS V	27
47	REINFORCED CONCRETE PIPE CLASS V	27
48	REINFORCED CONCRETE PIPE CLASS V	27
49	REINFORCED CONCRETE PIPE CLASS V	27
50	REINFORCED CONCRETE PIPE CLASS V	27
51	REINFORCED CONCRETE PIPE CLASS V	27
52	REINFORCED CONCRETE PIPE CLASS V	27
53	REINFORCED CONCRETE PIPE CLASS V	27
54	REINFORCED CONCRETE PIPE CLASS V	27
55	REINFORCED CONCRETE PIPE CLASS V	27
56	REINFORCED CONCRETE PIPE CLASS V	27
57	REINFORCED CONCRETE PIPE CLASS V	27
58	REINFORCED CONCRETE PIPE CLASS V	27
59	REINFORCED CONCRETE PIPE CLASS V	27
60	REINFORCED CONCRETE PIPE CLASS V	27
61	REINFORCED CONCRETE PIPE CLASS V	27
62	REINFORCED CONCRETE PIPE CLASS V	27
63	REINFORCED CONCRETE PIPE CLASS V	27
64	REINFORCED CONCRETE PIPE CLASS V	27
65	REINFORCED CONCRETE PIPE CLASS V	27
66	REINFORCED CONCRETE PIPE CLASS V	27
67	REINFORCED CONCRETE PIPE CLASS V	27
68	REINFORCED CONCRETE PIPE CLASS V	27
69	REINFORCED CONCRETE PIPE CLASS V	27
70	REINFORCED CONCRETE PIPE CLASS V	27
71	REINFORCED CONCRETE PIPE CLASS V	27
72	REINFORCED CONCRETE PIPE CLASS V	27
73	REINFORCED CONCRETE PIPE CLASS V	27
74	REINFORCED CONCRETE PIPE CLASS V	27
75	REINFORCED CONCRETE PIPE CLASS V	27
76	REINFORCED CONCRETE PIPE CLASS V	27
77	REINFORCED CONCRETE PIPE CLASS V	27
78	REINFORCED CONCRETE PIPE CLASS V	27
79	REINFORCED CONCRETE PIPE CLASS V	27
80	REINFORCED CONCRETE PIPE CLASS V	27
81	REINFORCED CONCRETE PIPE CLASS V	27
82	REINFORCED CONCRETE PIPE CLASS V	27
83	REINFORCED CONCRETE PIPE CLASS V	27
84	REINFORCED CONCRETE PIPE CLASS V	27
85	REINFORCED CONCRETE PIPE CLASS V	27
86	REINFORCED CONCRETE PIPE CLASS V	27
87	REINFORCED CONCRETE PIPE CLASS V	27
88	REINFORCED CONCRETE PIPE CLASS V	27
89	REINFORCED CONCRETE PIPE CLASS V	27
90	REINFORCED CONCRETE PIPE CLASS V	27
91	REINFORCED CONCRETE PIPE CLASS V	27
92	REINFORCED CONCRETE PIPE CLASS V	27
93	REINFORCED CONCRETE PIPE CLASS V	27
94	REINFORCED CONCRETE PIPE CLASS V	27
95	REINFORCED CONCRETE PIPE CLASS V	27
96	REINFORCED CONCRETE PIPE CLASS V	27
97	REINFORCED CONCRETE PIPE CLASS V	27
98	REINFORCED CONCRETE PIPE CLASS V	27
99	REINFORCED CONCRETE PIPE CLASS V	27
100	REINFORCED CONCRETE PIPE CLASS V	27

NETWORK BOX	
ADDITIONAL NO. 1	01



STATE FEDERAL PROJECT NO.
 B.L. B.T.M. (M)

COUNTY OF OCEAN

TOWNSHIP OF TOMS RIVER



PLAN SHEET NO. D-1
 MATCH LINE @ STA. 2072+00

PLAN SHEET NO. D-1
 MATCH LINE @ STA. 2063+00

NEW JERSEY DEPARTMENT OF TRANSPORTATION
DRAINAGE AND EROSION CONTROL PLANS
 ROUTE 35 CONTRACT NO. 00450321
 DATE: 10/15/03
 DRAWN BY: J. HARRIS
 CHECKED BY: J. HARRIS
 APPROVED BY: J. HARRIS

ITEM NO.	DESCRIPTION	TO BE CONSTRUCTED	CONTRACT SUBMITTALS
1	INSTALL TYPE 1 18" X 18" MANHOLE	TYPE 1	1
2	INSTALL TYPE 2 18" X 18" MANHOLE	TYPE 2	2
3	INSTALL TYPE 3 18" X 18" MANHOLE	TYPE 3	3
4	INSTALL TYPE 4 18" X 18" MANHOLE	TYPE 4	4
5	INSTALL TYPE 5 18" X 18" MANHOLE	TYPE 5	5
6	INSTALL TYPE 6 18" X 18" MANHOLE	TYPE 6	6
7	INSTALL TYPE 7 18" X 18" MANHOLE	TYPE 7	7
8	INSTALL TYPE 8 18" X 18" MANHOLE	TYPE 8	8
9	INSTALL TYPE 9 18" X 18" MANHOLE	TYPE 9	9
10	INSTALL TYPE 10 18" X 18" MANHOLE	TYPE 10	10
11	INSTALL TYPE 11 18" X 18" MANHOLE	TYPE 11	11
12	INSTALL TYPE 12 18" X 18" MANHOLE	TYPE 12	12
13	INSTALL TYPE 13 18" X 18" MANHOLE	TYPE 13	13
14	INSTALL TYPE 14 18" X 18" MANHOLE	TYPE 14	14
15	INSTALL TYPE 15 18" X 18" MANHOLE	TYPE 15	15
16	INSTALL TYPE 16 18" X 18" MANHOLE	TYPE 16	16
17	INSTALL TYPE 17 18" X 18" MANHOLE	TYPE 17	17
18	INSTALL TYPE 18 18" X 18" MANHOLE	TYPE 18	18
19	INSTALL TYPE 19 18" X 18" MANHOLE	TYPE 19	19
20	INSTALL TYPE 20 18" X 18" MANHOLE	TYPE 20	20

**ADDENDUM 4
 ATTACHMENT 3**

REVISION BOX	DESCRIPTION

157
 630

DP# 13120

Bid Date: 05/30/2013

37 Plan Sheets

**ROUTE 35 RESTORATION
TOMS RIVER TO MANTOLOKING
FROM MP 4.00 TO 9.07
CONTRACT NO. 004950321
FEDERAL PROJECT NO. ER-7044 (104)**

ADDENDUM NO. 5

Page 1 of 7

The following CHANGES are made to the Plans:

<u>Attachment No.</u>	<u>Description</u>
Attachment No. 1	D-52, revisions as clouded
Attachment No. 2	D-63, revisions as clouded
Attachment No. 3	UC-3, revisions as clouded
Attachment No. 4	UC-4, revisions as clouded
Attachment No. 5	UC-5, revisions as clouded
Attachment No. 6	UC-6, revisions as clouded
Attachment No. 7	UC-7, revisions as clouded
Attachment No. 8	UC-8, revisions as clouded
Attachment No. 9	UC-9, revisions as clouded
Attachment No. 10	UC-10, revisions as clouded
Attachment No. 11	UC-11, revisions as clouded
Attachment No. 12	UC-55, revisions as clouded
Attachment No. 13	Replaces original plan sheet 232 (UC-56) – existing water main location revised
Attachment No. 14	UCD-7, revisions as clouded
Attachment No. 15	S-3, revisions as clouded
Attachment No. 16	S-4, revisions as clouded
Attachment No. 17	S-10, revisions as clouded
Attachment No. 18	S-11, revisions as clouded
Attachment No. 19	S-14, revisions as clouded
Attachment No. 20	S-15, revisions as clouded
Attachment No. 21	S-16, revisions as clouded
Attachment No. 22	S-17, revisions as clouded
Attachment No. 23	S-18, revisions as clouded
Attachment No. 24	S-19, revisions as clouded
Attachment No. 25	S-20, revisions as clouded
Attachment No. 26	S-21, revisions as clouded
Attachment No. 27	S-22, revisions as clouded
Attachment No. 28	S-23, revisions as clouded
Attachment No. 29	S-24, revisions as clouded
Attachment No. 30	S-25, revisions as clouded
Attachment No. 31	S-26, revisions as clouded

DP# 13120

Bid Date: 05/30/2013

37 Plan Sheets

**ROUTE 35 RESTORATION
TOMS RIVER TO MANTOLOKING
FROM MP 4.00 TO 9.07
CONTRACT NO. 004950321
FEDERAL PROJECT NO. ER-7044 (104)**

ADDENDUM NO. 5

Page 2 of 7

Attachment No. 32 S-27, revisions as clouded
Attachment No. 33 S-28, revisions as clouded
Attachment No. 34 S-29, revisions as clouded
Attachment No. 35 S-30, revisions as clouded
Attachment No. 36 S-31, revisions as clouded
Attachment No. 37 S-32, revisions as clouded

The following CHANGES are made to the Proposal:

Sequence No.	Item No.	Item	Remarks
57	601132P	30" REINFORCED CONCRETE PIPE	Quantity Change
106	602229M	MANUFACTURED TREATMENT DEVICE (TYPE 7)	Quantity Change
107	602229M	MANUFACTURED TREATMENT DEVICE (TYPE 8)	Quantity Change
159	651063P	12" DUCTILE IRON WATER PIPE, CLASS 52	Quantity Change
160	651069P	16" DUCTILE IRON WATER PIPE, CLASS 52	Quantity Change
168	651272M	12" VALVES AND BOXES	Quantity Change
169	651274M	16" VALVES AND BOXES	Quantity Change
275	511015P	FIBERGLASS REINFORCED PLASTIC LUMBER	Quantity Change
283	511015P	FIBERGLASS REINFORCED PLASTIC LUMBER	Quantity Change
296	502350M	CONCRETE-FILLED FIBERGLASS PIPE PILE, FURNISHED, 16" DIAMETER	Quantity Change
297	502351M	CONCRETE-FILLED FIBERGLASS PIPE PILE, DRIVEN, 16" DIAMETER	Quantity Change
310	511015P	FIBERGLASS REINFORCED PLASTIC LUMBER	Quantity Change
318	511015P	FIBERGLASS REINFORCED PLASTIC LUMBER	Quantity Change
326	511015P	FIBERGLASS REINFORCED PLASTIC LUMBER	Quantity Change
334	511015P	FIBERGLASS REINFORCED PLASTIC LUMBER	Quantity Change
342	511015P	FIBERGLASS REINFORCED PLASTIC LUMBER	Quantity Change
350	511015P	FIBERGLASS REINFORCED PLASTIC LUMBER	Quantity Change
358	511015P	FIBERGLASS REINFORCED PLASTIC LUMBER	Quantity Change

DP# 13120

Bid Date: 05/30/2013

37 Plan Sheets

**ROUTE 35 RESTORATION
TOMS RIVER TO MANTOLOKING
FROM MP 4.00 TO 9.07
CONTRACT NO. 004950321
FEDERAL PROJECT NO. ER-7044 (104)**

ADDENDUM NO. 5

Page 3 of 7

Sequence No.	Item No.	Item	Remarks
366	511015P	FIBERGLASS REINFORCED PLASTIC LUMBER	Quantity Change
374	511015P	FIBERGLASS REINFORCED PLASTIC LUMBER	Quantity Change
382	511015P	FIBERGLASS REINFORCED PLASTIC LUMBER	Quantity Change
390	511015P	FIBERGLASS REINFORCED PLASTIC LUMBER	Quantity Change
398	511015P	FIBERGLASS REINFORCED PLASTIC LUMBER	Quantity Change
401	502350M	CONCRETE-FILLED FIBERGLASS PIPE PILE, FURNISHED, 16" DIAMETER	Quantity Change
402	502351M	CONCRETE-FILLED FIBERGLASS PIPE PILE, DRIVEN, 16" DIAMETER	Quantity Change
403	502352M	FIBERGLASS PIPE PILE, FURNISHED, 12" DIAMETER	Quantity Change
404	502353M	FIBERGLASS PIPE PILE, DRIVEN, 12" DIAMETER	Quantity Change
407	511015P	FIBERGLASS REINFORCED PLASTIC LUMBER	Quantity Change
415	511015P	FIBERGLASS REINFORCED PLASTIC LUMBER	Quantity Change
423	511015P	FIBERGLASS REINFORCED PLASTIC LUMBER	Quantity Change
431	511015P	FIBERGLASS REINFORCED PLASTIC LUMBER	Quantity Change
439	511015P	FIBERGLASS REINFORCED PLASTIC LUMBER	Quantity Change

Revised Estimate- Distribution of Quantity Plan Sheets reflecting this change will not be issued at this time, but all corrections will be made during the preparation of the As-Built plans.

This proposal change is available from NJDOT Bid Express website as Amendment # 3.

The following CHANGES are made to the Special Provisions:

109.01 MEASUREMENT OF QUANTITIES

AMEND the second sentence TO READ: The Department will measure quantities of both Measured and Proposal Items for payment.

ADD the following:

THE LAST PARAGRAPH IS CHANGED TO:

The Department will measure quantities for Proposal Items.

DP# 13120

Bid Date: 05/30/2013

37 Plan Sheets

**ROUTE 35 RESTORATION
TOMS RIVER TO MANTOLOKING
FROM MP 4.00 TO 9.07
CONTRACT NO. 004950321
FEDERAL PROJECT NO. ER-7044 (104)**

ADDENDUM NO. 5

Page 4 of 7

651.02 MATERIALS

ADD the following:

For 16" water mains, NJAW will furnish pipe, fittings, valves and valve boxes to the site.

651.04 MEASUREMENT AND PAYMENT

ADD the following:

Payment for 16" DUCTILE IRON WATER PIPE, CLASS 52 and 16" VALVES AND BOXES is for installation of these items. The utility owner will supply materials.

652.02 MATERIALS

Force Mains:

AMEND the first sentence TO READ: "For ductile iron sewer pipe, use TYTON JOINT® Pipe, pressure Class 200 psi, by U.S. Pipe.

ADD the following to the first paragraph:

Provide restraint harnesses for ductile iron force mains. Use Series 1700 MEGALUG® Restraint Harness by EBAA Iron Inc.

Provide coal tar epoxy for ductile iron pipe joints. Use Bitumastic® 300M by Carboline®.

ADD the following to the available products from EBAA Iron Inc. on page 54: Series 1700 MEGALUG® Restraint Harness

ADD the following to the list of products/manufacturers on pages 54-56:

TYTON JOINT® Pipe is available from the manufacturer at the following address:

U.S. Pipe
P.O. Box 10406
Birmingham, AL 35202
(866)-347-7473

Bitumastic® 300 M is available from the manufacturer at the following address:

Carboline®
2150 Schuetz Rd.
St. Louis, MO 63146
(800)-848-4645

652.03.01 Sewer Pipe

E. Installing Sanitary Sewer and Force Mains.

ADD the following:

Coat all ductile iron force main joints with coal tar epoxy.

DP# 13120
Bid Date: 05/30/2013
37 Plan Sheets

**ROUTE 35 RESTORATION
TOMS RIVER TO MANTOLOKING
FROM MP 4.00 TO 9.07
CONTRACT NO. 004950321
FEDERAL PROJECT NO. ER-7044 (104)**

ADDENDUM NO. 5

Page 5 of 7

704.03.01 General System (GS)

B. Installation.

7. ITS Conduits.

ADD the following:

- d. Directionally drill the conduit under the existing culvert located on Route 35 SB at approximate Station 2097+30.

The following are questions received from plan holders and the responses:

QUESTION # 1 from George Harms Construction Co., Inc. Concrete culvert & utilities - There appears to be an existing concrete culvert at Rt 35 Southbound, station 2097+25. The drawings show a new 12" appears the top of the culvert is the roadway surface, and there is no cover above the culvert. Please provide details of how these utilities are to cross over, through or around this culvert structure and modify the drawings accordingly.

□□ DIP

RESPONSE: The new water main is to tie in to the existing main on either side of the culvert. The new ITS conduits are to be directionally drilled under the culvert. Refer to PLAN CHANGES, PROPOSAL CHANGES, and SPECIFICATION CHANGES in this addendum.

QUESTION # 2 from George Harms Construction Co., Inc. Concrete pipe qty at Outfall Structure #29 - Drawing D-63 shows 20LF of 30" RCCP at outfall #29, but the structure details of Outfall #29 on drawing S-27 appear to show more than 20LF of pipe, based on the quantity of piles and supports to be installed. Please review this location and clarify how much 30" RCCP outfall pipe is needed west of the manhole structure.

RESPONSE: Refer to PLAN CHANGES and PROPOSAL CHANGES in this addendum.

QUESTION # 3 from Union Paving Construction Co., Inc. FRP Cap dimensions and payment - Regarding all outfalls with permanent sheetpiles and cap. 1. please provide dimensions of the cap for the sheetpiles 2. please provide connection details for this cap. 3. it appears the proposal quantities do not include the volume of the caps - please clarify that the caps will be measured and paid for under the FRP Lumber items. 4. please identify the location of the temporary sheeting at each outfall

DP# 13120

Bid Date: 05/30/2013

37 Plan Sheets

**ROUTE 35 RESTORATION
TOMS RIVER TO MANTOLOKING
FROM MP 4.00 TO 9.07
CONTRACT NO. 004950321
FEDERAL PROJECT NO. ER-7044 (104)**

ADDENDUM NO. 5

Page 6 of 7

RESPONSE: Refer to PLAN CHANGES and PROPOSAL CHANGES in this addendum. Caps will be paid for under FIBERGLASS REINFORCED PLASTIC LUMBER. Temporary sheeting limits are shown on Plan Sheet S-32, Section A-A.

QUESTION # 4 from Diehl Electric, Inc. Existing Image Detectors - Can we get the manufacturer, make and model of the existing image detectors? This would allow us to quote the correct video detector cable.

RESPONSE: The manufacturer of the existing image detectors is unknown. As indicated in 702.03.13 of the Special Provisions, the Contractor is responsible for verifying the manufacturer before ordering the cable.

QUESTION # 5 from Union Paving Construction Co., Inc. Asbestos Pipe Removal - There is a large sum of sanitary and water pipe containing asbestos to be removed. However, not all existing runs are labeled such as on sheet UC53 and UC 54. How will the contractor be compensated for Asbestos Pipe Removal?

RESPONSE: Removal of pipe is paid for under CLEARING SITE. Known locations of sanitary ACP are labeled on the Plans. Based on records provided by NJAW, existing water pipe consists of the following:

1. Along the NB roadway, the water pipe is cast iron for the entire project limits
2. Along the SB roadway, the water pipe is ACP for the entire limits except for the section between approximate Station 2203+00 to 2217+00 which has recently been replaced with ductile iron.

QUESTION # 6 from George Harms Construction Co., Inc. MTD Type 7 and 8 - The MTD located at Rt 35 SB station 2066+50 is identified as a Type 8 on the plan view, but is tracked as a Type 7 in the To Be Constructed Box. The construction details also show this location as a Type 8 structure. Therefore the Bid Proposal quantity for the MTD Type 7 (Item #106) is 1 unit too high, and the Bid Proposal Quantity for MTD Type 8 (Item #107) is 1 too low.

RESPONSE: The MTD is a Type 8 as shown on the plan and detail. Refer to PLAN CHANGES and PROPOSAL CHANGES in this addendum.

QUESTION # 7 from Crisdel Group, Inc. MPT - Referring to drawing 390 (TC-5) Northbound Route 35 is constructed in a 1 block maximum work zone from 27+00 to 110+00. Northbound 35 from approximately 103+00 to 107+00 includes blocks at a length of 70 LF. Is the intent of

DP# 13120

Bid Date: 05/30/2013

37 Plan Sheets

**ROUTE 35 RESTORATION
TOMS RIVER TO MANTOLOKING
FROM MP 4.00 TO 9.07
CONTRACT NO. 004950321
FEDERAL PROJECT NO. ER-7044 (104)**

ADDENDUM NO. 5

Page 7 of 7

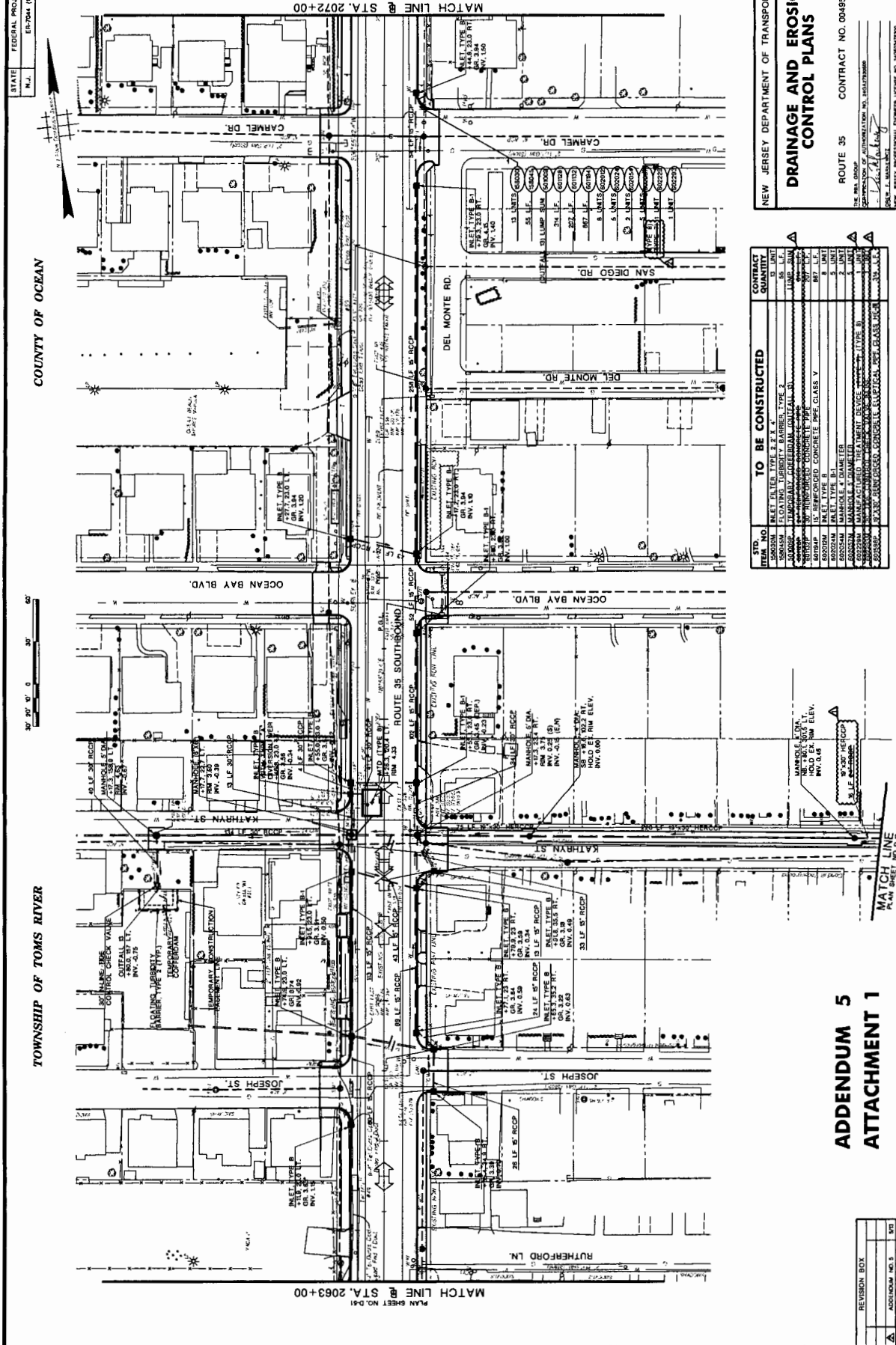
the NJDOT to construct this section of road in 70 lf sections or will the department consider lifting the 1 block limit for this section of roadway?

RESPONSE: Yes, the 1 block limit can be lifted between Sta. 103+00 to 107+00.

STATE: N.J. FEDERAL PROJECT NO.: ER-704 (R4)

COUNTY OF OCEAN

TOWNSHIP OF TOMS RIVER



MATCH LINE @ STA. 2063+00

MATCH LINE @ STA. 2072+00

NEW JERSEY DEPARTMENT OF TRANSPORTATION
DRAINAGE AND EROSION CONTROL PLANS
 ROUTE 35 CONTRACT NO. 04950321
 THE REG. GROUP: *W. J. ...*
 NEW JERSEY PROFESSIONAL ENGINEER LICENSE NO. 158003282

ITEM NO.	DESCRIPTION	QUANTITY
500000	INLET, TYPE B-1	1
500001	INLET, TYPE B-2	1
500002	INLET, TYPE B-3	1
500003	INLET, TYPE B-4	1
500004	INLET, TYPE B-5	1
500005	INLET, TYPE B-6	1
500006	INLET, TYPE B-7	1
500007	INLET, TYPE B-8	1
500008	INLET, TYPE B-9	1
500009	INLET, TYPE B-10	1
500010	INLET, TYPE B-11	1
500011	INLET, TYPE B-12	1
500012	INLET, TYPE B-13	1
500013	INLET, TYPE B-14	1
500014	INLET, TYPE B-15	1
500015	INLET, TYPE B-16	1
500016	INLET, TYPE B-17	1
500017	INLET, TYPE B-18	1
500018	INLET, TYPE B-19	1
500019	INLET, TYPE B-20	1
500020	INLET, TYPE B-21	1
500021	INLET, TYPE B-22	1
500022	INLET, TYPE B-23	1
500023	INLET, TYPE B-24	1
500024	INLET, TYPE B-25	1
500025	INLET, TYPE B-26	1
500026	INLET, TYPE B-27	1
500027	INLET, TYPE B-28	1
500028	INLET, TYPE B-29	1
500029	INLET, TYPE B-30	1
500030	INLET, TYPE B-31	1
500031	INLET, TYPE B-32	1
500032	INLET, TYPE B-33	1
500033	INLET, TYPE B-34	1
500034	INLET, TYPE B-35	1
500035	INLET, TYPE B-36	1
500036	INLET, TYPE B-37	1
500037	INLET, TYPE B-38	1
500038	INLET, TYPE B-39	1
500039	INLET, TYPE B-40	1
500040	INLET, TYPE B-41	1
500041	INLET, TYPE B-42	1
500042	INLET, TYPE B-43	1
500043	INLET, TYPE B-44	1
500044	INLET, TYPE B-45	1
500045	INLET, TYPE B-46	1
500046	INLET, TYPE B-47	1
500047	INLET, TYPE B-48	1
500048	INLET, TYPE B-49	1
500049	INLET, TYPE B-50	1
500050	INLET, TYPE B-51	1
500051	INLET, TYPE B-52	1
500052	INLET, TYPE B-53	1
500053	INLET, TYPE B-54	1
500054	INLET, TYPE B-55	1
500055	INLET, TYPE B-56	1
500056	INLET, TYPE B-57	1
500057	INLET, TYPE B-58	1
500058	INLET, TYPE B-59	1
500059	INLET, TYPE B-60	1
500060	INLET, TYPE B-61	1
500061	INLET, TYPE B-62	1
500062	INLET, TYPE B-63	1
500063	INLET, TYPE B-64	1
500064	INLET, TYPE B-65	1
500065	INLET, TYPE B-66	1
500066	INLET, TYPE B-67	1
500067	INLET, TYPE B-68	1
500068	INLET, TYPE B-69	1
500069	INLET, TYPE B-70	1
500070	INLET, TYPE B-71	1
500071	INLET, TYPE B-72	1
500072	INLET, TYPE B-73	1
500073	INLET, TYPE B-74	1
500074	INLET, TYPE B-75	1
500075	INLET, TYPE B-76	1
500076	INLET, TYPE B-77	1
500077	INLET, TYPE B-78	1
500078	INLET, TYPE B-79	1
500079	INLET, TYPE B-80	1
500080	INLET, TYPE B-81	1
500081	INLET, TYPE B-82	1
500082	INLET, TYPE B-83	1
500083	INLET, TYPE B-84	1
500084	INLET, TYPE B-85	1
500085	INLET, TYPE B-86	1
500086	INLET, TYPE B-87	1
500087	INLET, TYPE B-88	1
500088	INLET, TYPE B-89	1
500089	INLET, TYPE B-90	1
500090	INLET, TYPE B-91	1
500091	INLET, TYPE B-92	1
500092	INLET, TYPE B-93	1
500093	INLET, TYPE B-94	1
500094	INLET, TYPE B-95	1
500095	INLET, TYPE B-96	1
500096	INLET, TYPE B-97	1
500097	INLET, TYPE B-98	1
500098	INLET, TYPE B-99	1
500099	INLET, TYPE B-100	1

**ADDENDUM 5
ATTACHMENT 1**

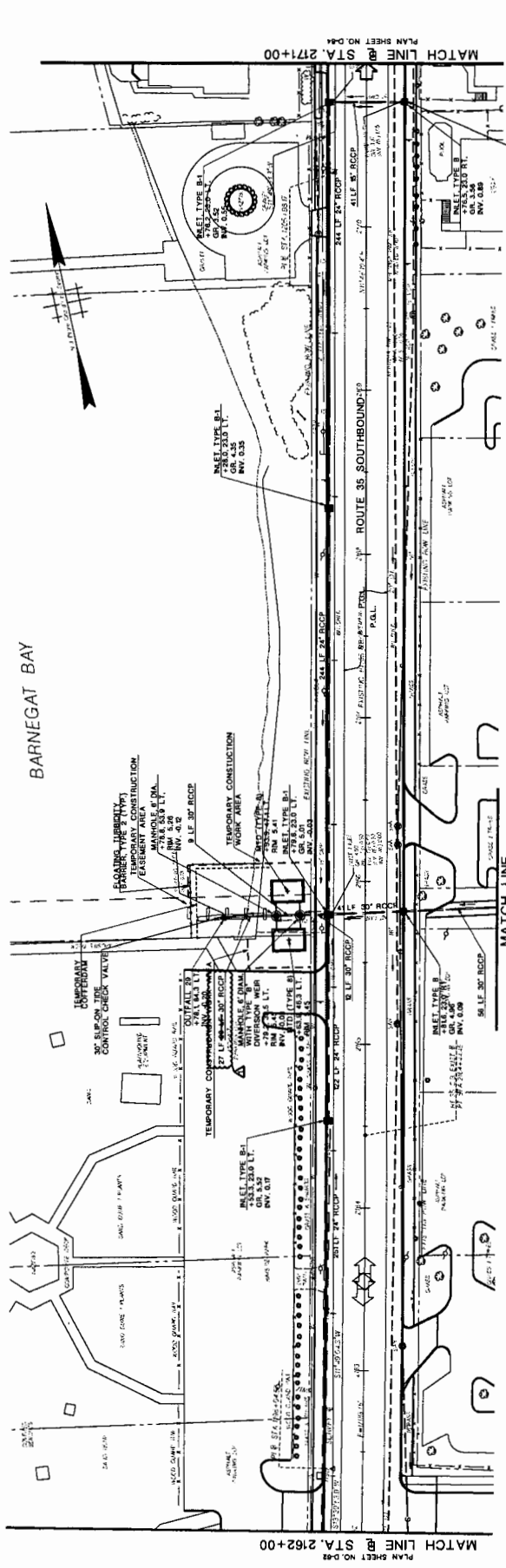
REVISION BOX	NO.	DATE	DESCRIPTION
1	1		
2	2		
3	3		
4	4		
5	5		
6	6		
7	7		
8	8		
9	9		
10	10		

157
630

STATE FEDERAL PROJECT NO.
N.J. ER-104 (04)

COUNTY OF OCEAN

TOWNSHIP OF BRICK



MATCH LINE @ STA. 2171+00
PLAN SHEET NO. D-4

MATCH LINE @ STA. 2162+00
PLAN SHEET NO. D-3

- 6 UNITS (60220)
- 30 L.F. (60220)
- OUTFALL 30\"/>

ITEM NO.	TO BE CONSTRUCTED	CONTRACT QUANTITY
60220A	INLET FILTER TYPE 2, 2 X 4	6 UNIT
60220B	12\"/>	
60220C	12\"/>	
60220D	24\"/>	
60220E	30\"/>	
60220F	30\"/>	
60220G	30\"/>	
60220H	INLET TYPE B	2 UNIT
60220I	INLET TYPE B-1	4 UNIT
60220J	MANHOLE & FRAME	3 UNIT
60220K	MANHOLE & FRAME	1 UNIT
60220L	30\"/>	
60220M	30\"/>	

NEW JERSEY DEPARTMENT OF TRANSPORTATION
DRAINAGE AND EROSION CONTROL PLANS
ROUTE 35 CONTRACT NO. 004850321
DATE: 10/15/04
SCALE: AS SHOWN
DRAWN BY: [Signature]
CHECKED BY: [Signature]
APPROVED BY: [Signature]
NEW JERSEY PROFESSIONAL ENGINEER LICENSE NO. 148282008

**ADDENDUM 5
ATTACHMENT 2**

REVISION BOX	NO.	DATE	DESCRIPTION

168
630

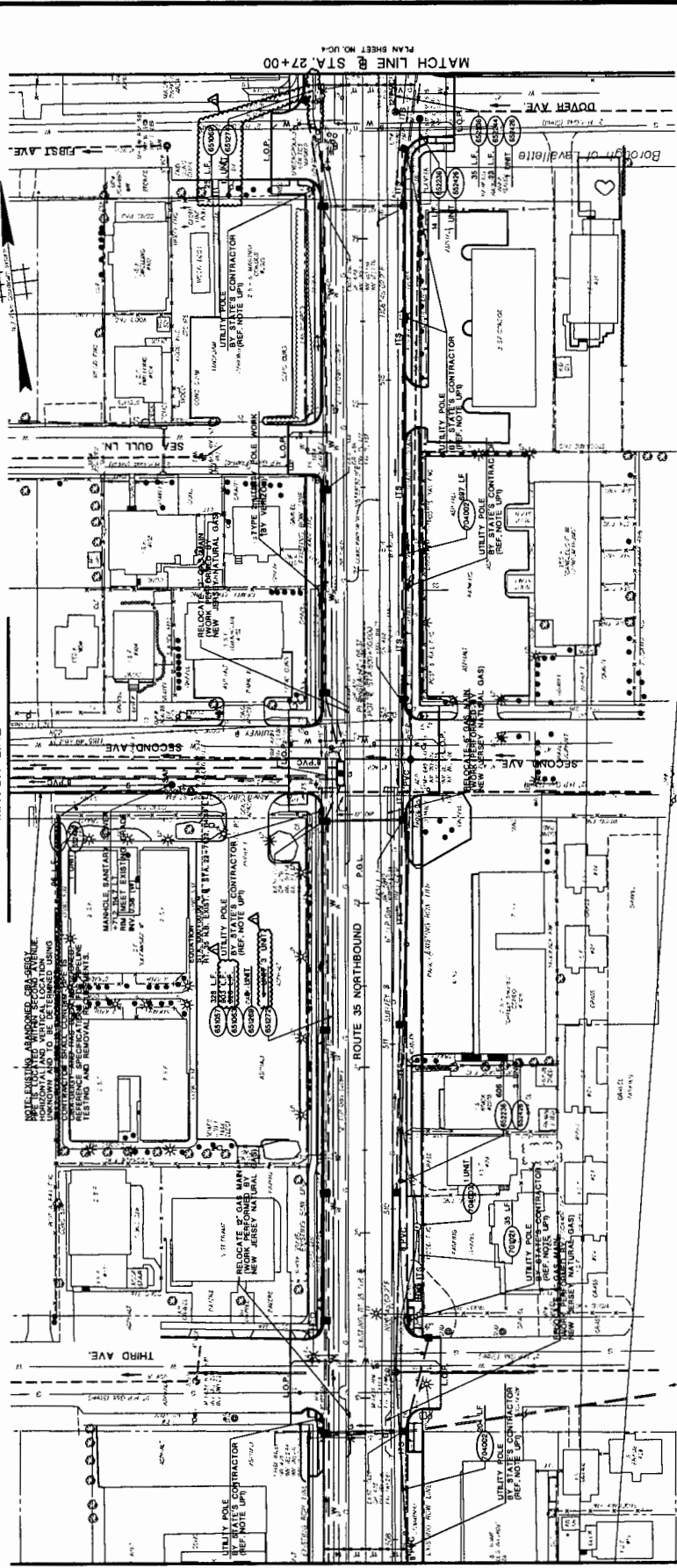
STATE FEDERAL PROJECT NO.
N.J. E8-204 (104)

COUNTY OF OCEAN

TOWNSHIP OF TOMS RIVER & BOROUGH OF LAVALLETTE

ROUTE 35 NORTHBOUND

PLAN SHEET NO. UC38
MATCH LINE



PLAN SHEET NO. UC4
MATCH LINE @ STA. 18+00

PLAN SHEET NO. UC4
MATCH LINE @ STA. 27+00

ITEM NO.	DESCRIPTION	TO BE CONSTRUCTED	CONTRACT QUANTITY
82000	1" DUCTILE IRON WATER PIPE, CLASS 52	100'-0"	100'-0"
82001	1" VALVES AND BOXES	2	2
82002	1" POLYETHYLENE GLASS REINFORCED PIPE	200'-0"	200'-0"
82003	1" POLYETHYLENE GLASS REINFORCED MANHOLE	2	2
82004	1" POLYETHYLENE GLASS REINFORCED SANDY FIBER CEMENT CASTING	2	2
82005	1" RIGID METALLIC CONDUIT	200'-0"	200'-0"
82006	1" TYPE "K" MOWED	200'-0"	200'-0"
82007	1" 18" DUCTILE IRON WATER PIPE, CLASS 52	200'-0"	200'-0"
82008	1" VALVES AND BOXES	2	2

**UTILITY AND ITS
CONSTRUCTION PLANS**

ROUTE 35 CONTRACT NO. 004950321

NEW JERSEY DEPARTMENT OF TRANSPORTATION
STATE MAP GROUP
COMPUTATION OF AUTOMATION NO. 2023/202008
DATE: 11/14/2023
DRAWN BY: J. M. MULLINS
CHECKED BY: J. M. MULLINS
REVISION BOX
APPENDIX NO. 3

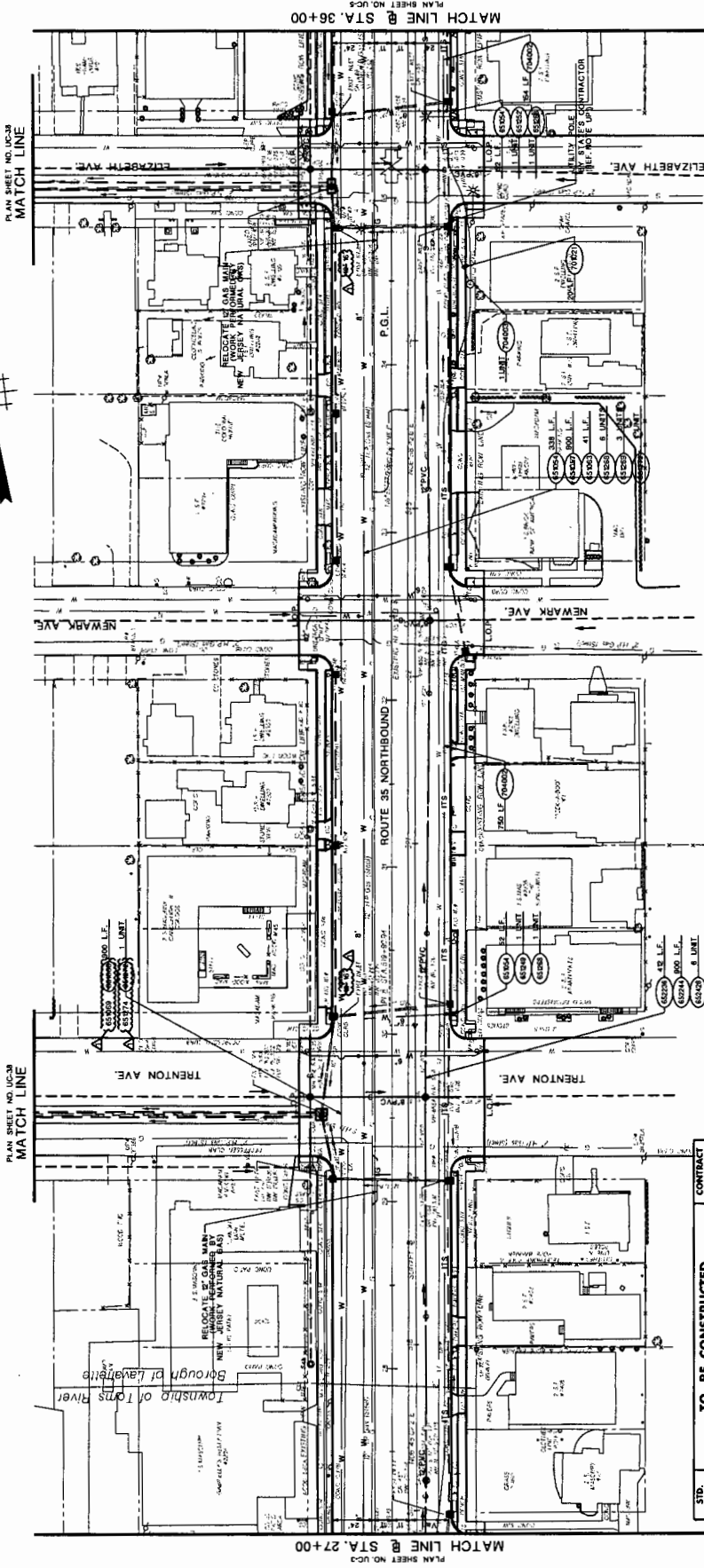
**ADDENDUM 5
ATTACHMENT 3**

178
630

FEDERAL PROJECT NO.
STATE
NJ
Borough (00)

COUNTY OF OCEAN

TOWNSHIP OF TOMS RIVER & BOROUGH OF LAVALLETTE



PLAN SHEET NO. U-36
MATCH LINE @ STA. 36+00

PLAN SHEET NO. U-35
MATCH LINE @ STA. 27+00

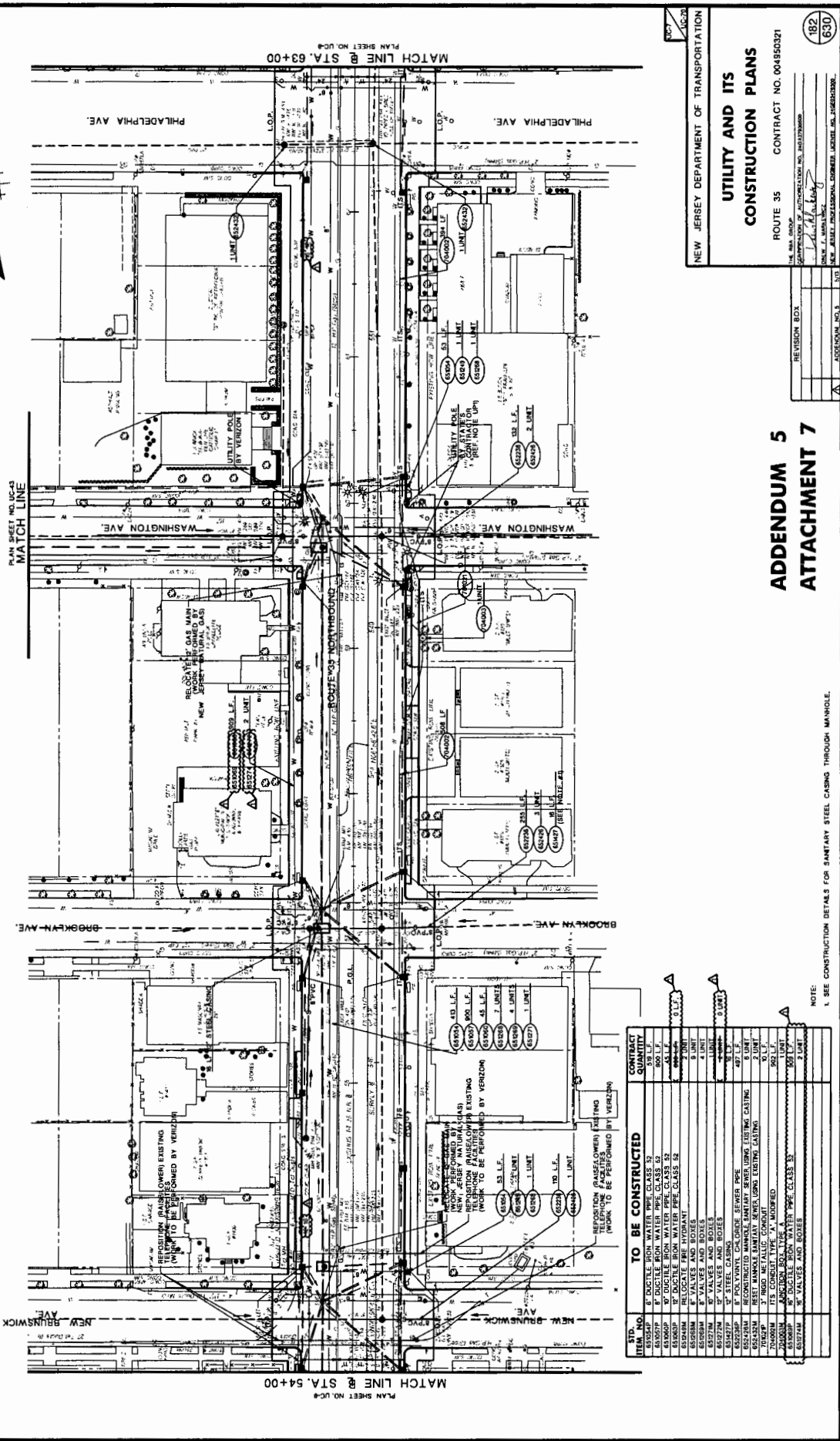
STD. ITEM NO.	TO BE CONSTRUCTED	CONTRACT QUANTITY
652074	8" DUCTILE IRON WATER PIPE, CLASS 52	300 L.F.
652075	8" DUCTILE IRON WATER PIPE, CLASS 52	300 L.F.
652076	8" DUCTILE IRON WATER PIPE, CLASS 52	300 L.F.
652077	8" DUCTILE IRON WATER PIPE, CLASS 52	300 L.F.
652078	8" VALVES AND BOXES	1 UNIT
652079	8" VALVES AND BOXES	1 UNIT
652080	8" VALVES AND BOXES	1 UNIT
652081	8" VALVES AND BOXES	1 UNIT
652082	8" VALVES AND BOXES	1 UNIT
652083	8" VALVES AND BOXES	1 UNIT
652084	8" VALVES AND BOXES	1 UNIT
652085	8" VALVES AND BOXES	1 UNIT
652086	8" VALVES AND BOXES	1 UNIT
652087	8" VALVES AND BOXES	1 UNIT
652088	8" VALVES AND BOXES	1 UNIT
652089	8" VALVES AND BOXES	1 UNIT
652090	8" VALVES AND BOXES	1 UNIT
652091	8" VALVES AND BOXES	1 UNIT
652092	8" VALVES AND BOXES	1 UNIT
652093	8" VALVES AND BOXES	1 UNIT
652094	8" VALVES AND BOXES	1 UNIT
652095	8" VALVES AND BOXES	1 UNIT
652096	8" VALVES AND BOXES	1 UNIT
652097	8" VALVES AND BOXES	1 UNIT
652098	8" VALVES AND BOXES	1 UNIT
652099	8" VALVES AND BOXES	1 UNIT
652100	8" VALVES AND BOXES	1 UNIT
652101	8" VALVES AND BOXES	1 UNIT
652102	8" VALVES AND BOXES	1 UNIT
652103	8" VALVES AND BOXES	1 UNIT
652104	8" VALVES AND BOXES	1 UNIT
652105	8" VALVES AND BOXES	1 UNIT
652106	8" VALVES AND BOXES	1 UNIT
652107	8" VALVES AND BOXES	1 UNIT
652108	8" VALVES AND BOXES	1 UNIT
652109	8" VALVES AND BOXES	1 UNIT
652110	8" VALVES AND BOXES	1 UNIT
652111	8" VALVES AND BOXES	1 UNIT
652112	8" VALVES AND BOXES	1 UNIT
652113	8" VALVES AND BOXES	1 UNIT
652114	8" VALVES AND BOXES	1 UNIT
652115	8" VALVES AND BOXES	1 UNIT
652116	8" VALVES AND BOXES	1 UNIT
652117	8" VALVES AND BOXES	1 UNIT
652118	8" VALVES AND BOXES	1 UNIT
652119	8" VALVES AND BOXES	1 UNIT
652120	8" VALVES AND BOXES	1 UNIT
652121	8" VALVES AND BOXES	1 UNIT
652122	8" VALVES AND BOXES	1 UNIT
652123	8" VALVES AND BOXES	1 UNIT
652124	8" VALVES AND BOXES	1 UNIT
652125	8" VALVES AND BOXES	1 UNIT
652126	8" VALVES AND BOXES	1 UNIT
652127	8" VALVES AND BOXES	1 UNIT
652128	8" VALVES AND BOXES	1 UNIT
652129	8" VALVES AND BOXES	1 UNIT
652130	8" VALVES AND BOXES	1 UNIT
652131	8" VALVES AND BOXES	1 UNIT
652132	8" VALVES AND BOXES	1 UNIT
652133	8" VALVES AND BOXES	1 UNIT
652134	8" VALVES AND BOXES	1 UNIT
652135	8" VALVES AND BOXES	1 UNIT
652136	8" VALVES AND BOXES	1 UNIT
652137	8" VALVES AND BOXES	1 UNIT
652138	8" VALVES AND BOXES	1 UNIT
652139	8" VALVES AND BOXES	1 UNIT
652140	8" VALVES AND BOXES	1 UNIT
652141	8" VALVES AND BOXES	1 UNIT
652142	8" VALVES AND BOXES	1 UNIT
652143	8" VALVES AND BOXES	1 UNIT
652144	8" VALVES AND BOXES	1 UNIT
652145	8" VALVES AND BOXES	1 UNIT
652146	8" VALVES AND BOXES	1 UNIT
652147	8" VALVES AND BOXES	1 UNIT
652148	8" VALVES AND BOXES	1 UNIT
652149	8" VALVES AND BOXES	1 UNIT
652150	8" VALVES AND BOXES	1 UNIT
652151	8" VALVES AND BOXES	1 UNIT
652152	8" VALVES AND BOXES	1 UNIT
652153	8" VALVES AND BOXES	1 UNIT
652154	8" VALVES AND BOXES	1 UNIT
652155	8" VALVES AND BOXES	1 UNIT
652156	8" VALVES AND BOXES	1 UNIT
652157	8" VALVES AND BOXES	1 UNIT
652158	8" VALVES AND BOXES	1 UNIT
652159	8" VALVES AND BOXES	1 UNIT
652160	8" VALVES AND BOXES	1 UNIT
652161	8" VALVES AND BOXES	1 UNIT
652162	8" VALVES AND BOXES	1 UNIT
652163	8" VALVES AND BOXES	1 UNIT
652164	8" VALVES AND BOXES	1 UNIT
652165	8" VALVES AND BOXES	1 UNIT
652166	8" VALVES AND BOXES	1 UNIT
652167	8" VALVES AND BOXES	1 UNIT
652168	8" VALVES AND BOXES	1 UNIT
652169	8" VALVES AND BOXES	1 UNIT
652170	8" VALVES AND BOXES	1 UNIT
652171	8" VALVES AND BOXES	1 UNIT
652172	8" VALVES AND BOXES	1 UNIT
652173	8" VALVES AND BOXES	1 UNIT
652174	8" VALVES AND BOXES	1 UNIT
652175	8" VALVES AND BOXES	1 UNIT
652176	8" VALVES AND BOXES	1 UNIT
652177	8" VALVES AND BOXES	1 UNIT
652178	8" VALVES AND BOXES	1 UNIT
652179	8" VALVES AND BOXES	1 UNIT
652180	8" VALVES AND BOXES	1 UNIT
652181	8" VALVES AND BOXES	1 UNIT
652182	8" VALVES AND BOXES	1 UNIT
652183	8" VALVES AND BOXES	1 UNIT
652184	8" VALVES AND BOXES	1 UNIT
652185	8" VALVES AND BOXES	1 UNIT
652186	8" VALVES AND BOXES	1 UNIT
652187	8" VALVES AND BOXES	1 UNIT
652188	8" VALVES AND BOXES	1 UNIT
652189	8" VALVES AND BOXES	1 UNIT
652190	8" VALVES AND BOXES	1 UNIT
652191	8" VALVES AND BOXES	1 UNIT
652192	8" VALVES AND BOXES	1 UNIT
652193	8" VALVES AND BOXES	1 UNIT
652194	8" VALVES AND BOXES	1 UNIT
652195	8" VALVES AND BOXES	1 UNIT
652196	8" VALVES AND BOXES	1 UNIT
652197	8" VALVES AND BOXES	1 UNIT
652198	8" VALVES AND BOXES	1 UNIT
652199	8" VALVES AND BOXES	1 UNIT
652200	8" VALVES AND BOXES	1 UNIT

NEW JERSEY DEPARTMENT OF TRANSPORTATION
UTILITY AND ITS CONSTRUCTION PLANS
 ROUTE 35 CONTRACT NO. 004950321
 NEW JERSEY DEPARTMENT OF TRANSPORTATION
 CONTRACT NO. 004950321
 REVISION BOX
 APPENDUM NO. 5 3/03
 ATTACHMENT 4
 179
 630

STATE FEDERAL PROJECT NO.
N.J. ERT-204 (204)

COUNTY OF OCEAN

BOROUGH OF LAVALLETTE



STD. ITEM NO.	DESCRIPTION	CONTRACT QUANTITY
63054P	6" DUCTILE IRON WATER PIPE CLASS 52	539 L.F.
63054Q	6" DUCTILE IRON WATER PIPE CLASS 52	539 L.F.
63054R	6" DUCTILE IRON WATER PIPE CLASS 52	539 L.F.
63054S	6" DUCTILE IRON WATER PIPE CLASS 52	539 L.F.
63054T	RELOCATE AND REPAIR	600'-6"
63054U	6" VALVES AND BOXES	4 UNITS
63054V	6" VALVES AND BOXES	4 UNITS
634271	12" STEEL CASING	183'
63054P	6" POLYETHYLENE GLASS REINFORCED PIPE	497 L.F.
63054Q	6" POLYETHYLENE GLASS REINFORCED PIPE	497 L.F.
63054R	6" POLYETHYLENE GLASS REINFORCED PIPE	497 L.F.
63054S	6" POLYETHYLENE GLASS REINFORCED PIPE	497 L.F.
63054T	6" POLYETHYLENE GLASS REINFORCED PIPE	497 L.F.
63054U	6" POLYETHYLENE GLASS REINFORCED PIPE	497 L.F.
63054V	6" POLYETHYLENE GLASS REINFORCED PIPE	497 L.F.
63054W	6" POLYETHYLENE GLASS REINFORCED PIPE	497 L.F.
63054X	6" POLYETHYLENE GLASS REINFORCED PIPE	497 L.F.
63054Y	6" POLYETHYLENE GLASS REINFORCED PIPE	497 L.F.
63054Z	6" POLYETHYLENE GLASS REINFORCED PIPE	497 L.F.

NOTE:
1. SEE CONSTRUCTION DETAILS FOR SANITARY STEEL CASING THROUGH MANHOLE.

UTILITY AND ITS
CONSTRUCTION PLANS

ROUTE 35 CONTRACT NO. 04450321

182
630

NEW JERSEY DEPARTMENT OF TRANSPORTATION
REVISION BOX:
ADDITIONAL NO. 3
PLANNING & DESIGN DIVISION
NEW JERSEY DEPARTMENT OF TRANSPORTATION
DATE: 1/11/2014
BY: J. J. JACOBI
CHECKED: J. J. JACOBI
APPROVED: J. J. JACOBI

ADDENDUM 5
ATTACHMENT 7

PLAN SHEET NO. UCA
MATCH LINE @ STA. 63+00

PLAN SHEET NO. UCA
MATCH LINE @ STA. 54+00

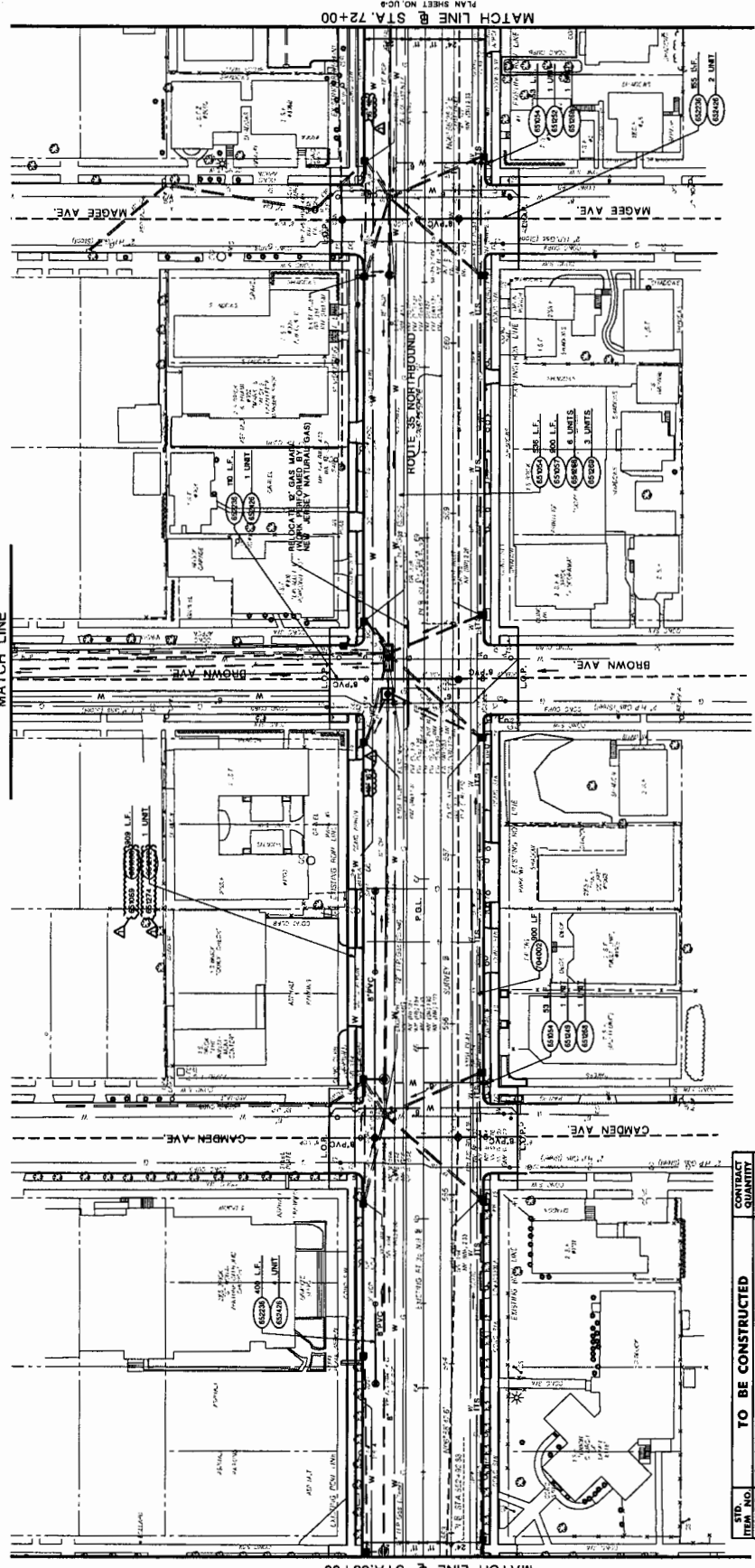
STATE FEDERAL PROJECT NO.
N.J. ER-7044 (04)

COUNTY OF OCEAN

BOROUGH OF LAVALLETTE



PLAN SHEET NO. UCA
MATCH LINE



MATCH LINE @ STA. 72+00
PLAN SHEET NO. UCA

MATCH LINE @ STA. 63+00
PLAN SHEET NO. U7

ITEM NO.	TO BE CONSTRUCTED	CONTRACT QUANTITY
60001P	1" DUCTILE IRON WATER PIPE CLASS 52	100 LF
60002P	1" DUCTILE IRON WATER PIPE CLASS 52	100 LF
60003P	1" DUCTILE IRON WATER PIPE CLASS 52	100 LF
60004P	1" DUCTILE IRON WATER PIPE CLASS 52	100 LF
60005P	1" DUCTILE IRON WATER PIPE CLASS 52	100 LF
60006P	1" DUCTILE IRON WATER PIPE CLASS 52	100 LF
60007P	1" DUCTILE IRON WATER PIPE CLASS 52	100 LF
60008P	1" DUCTILE IRON WATER PIPE CLASS 52	100 LF
60009P	1" DUCTILE IRON WATER PIPE CLASS 52	100 LF
60010P	1" DUCTILE IRON WATER PIPE CLASS 52	100 LF
60011P	1" DUCTILE IRON WATER PIPE CLASS 52	100 LF
60012P	1" DUCTILE IRON WATER PIPE CLASS 52	100 LF
60013P	1" DUCTILE IRON WATER PIPE CLASS 52	100 LF
60014P	1" DUCTILE IRON WATER PIPE CLASS 52	100 LF
60015P	1" DUCTILE IRON WATER PIPE CLASS 52	100 LF
60016P	1" DUCTILE IRON WATER PIPE CLASS 52	100 LF
60017P	1" DUCTILE IRON WATER PIPE CLASS 52	100 LF
60018P	1" DUCTILE IRON WATER PIPE CLASS 52	100 LF
60019P	1" DUCTILE IRON WATER PIPE CLASS 52	100 LF
60020P	1" DUCTILE IRON WATER PIPE CLASS 52	100 LF
60021P	1" DUCTILE IRON WATER PIPE CLASS 52	100 LF
60022P	1" DUCTILE IRON WATER PIPE CLASS 52	100 LF
60023P	1" DUCTILE IRON WATER PIPE CLASS 52	100 LF
60024P	1" DUCTILE IRON WATER PIPE CLASS 52	100 LF
60025P	1" DUCTILE IRON WATER PIPE CLASS 52	100 LF
60026P	1" DUCTILE IRON WATER PIPE CLASS 52	100 LF
60027P	1" DUCTILE IRON WATER PIPE CLASS 52	100 LF
60028P	1" DUCTILE IRON WATER PIPE CLASS 52	100 LF
60029P	1" DUCTILE IRON WATER PIPE CLASS 52	100 LF
60030P	1" DUCTILE IRON WATER PIPE CLASS 52	100 LF
60031P	1" DUCTILE IRON WATER PIPE CLASS 52	100 LF
60032P	1" DUCTILE IRON WATER PIPE CLASS 52	100 LF
60033P	1" DUCTILE IRON WATER PIPE CLASS 52	100 LF
60034P	1" DUCTILE IRON WATER PIPE CLASS 52	100 LF
60035P	1" DUCTILE IRON WATER PIPE CLASS 52	100 LF
60036P	1" DUCTILE IRON WATER PIPE CLASS 52	100 LF
60037P	1" DUCTILE IRON WATER PIPE CLASS 52	100 LF
60038P	1" DUCTILE IRON WATER PIPE CLASS 52	100 LF
60039P	1" DUCTILE IRON WATER PIPE CLASS 52	100 LF
60040P	1" DUCTILE IRON WATER PIPE CLASS 52	100 LF
60041P	1" DUCTILE IRON WATER PIPE CLASS 52	100 LF
60042P	1" DUCTILE IRON WATER PIPE CLASS 52	100 LF
60043P	1" DUCTILE IRON WATER PIPE CLASS 52	100 LF
60044P	1" DUCTILE IRON WATER PIPE CLASS 52	100 LF
60045P	1" DUCTILE IRON WATER PIPE CLASS 52	100 LF
60046P	1" DUCTILE IRON WATER PIPE CLASS 52	100 LF
60047P	1" DUCTILE IRON WATER PIPE CLASS 52	100 LF
60048P	1" DUCTILE IRON WATER PIPE CLASS 52	100 LF
60049P	1" DUCTILE IRON WATER PIPE CLASS 52	100 LF
60050P	1" DUCTILE IRON WATER PIPE CLASS 52	100 LF
60051P	1" DUCTILE IRON WATER PIPE CLASS 52	100 LF
60052P	1" DUCTILE IRON WATER PIPE CLASS 52	100 LF
60053P	1" DUCTILE IRON WATER PIPE CLASS 52	100 LF
60054P	1" DUCTILE IRON WATER PIPE CLASS 52	100 LF
60055P	1" DUCTILE IRON WATER PIPE CLASS 52	100 LF
60056P	1" DUCTILE IRON WATER PIPE CLASS 52	100 LF
60057P	1" DUCTILE IRON WATER PIPE CLASS 52	100 LF
60058P	1" DUCTILE IRON WATER PIPE CLASS 52	100 LF
60059P	1" DUCTILE IRON WATER PIPE CLASS 52	100 LF
60060P	1" DUCTILE IRON WATER PIPE CLASS 52	100 LF
60061P	1" DUCTILE IRON WATER PIPE CLASS 52	100 LF
60062P	1" DUCTILE IRON WATER PIPE CLASS 52	100 LF
60063P	1" DUCTILE IRON WATER PIPE CLASS 52	100 LF
60064P	1" DUCTILE IRON WATER PIPE CLASS 52	100 LF
60065P	1" DUCTILE IRON WATER PIPE CLASS 52	100 LF
60066P	1" DUCTILE IRON WATER PIPE CLASS 52	100 LF
60067P	1" DUCTILE IRON WATER PIPE CLASS 52	100 LF
60068P	1" DUCTILE IRON WATER PIPE CLASS 52	100 LF
60069P	1" DUCTILE IRON WATER PIPE CLASS 52	100 LF
60070P	1" DUCTILE IRON WATER PIPE CLASS 52	100 LF
60071P	1" DUCTILE IRON WATER PIPE CLASS 52	100 LF
60072P	1" DUCTILE IRON WATER PIPE CLASS 52	100 LF
60073P	1" DUCTILE IRON WATER PIPE CLASS 52	100 LF
60074P	1" DUCTILE IRON WATER PIPE CLASS 52	100 LF
60075P	1" DUCTILE IRON WATER PIPE CLASS 52	100 LF
60076P	1" DUCTILE IRON WATER PIPE CLASS 52	100 LF
60077P	1" DUCTILE IRON WATER PIPE CLASS 52	100 LF
60078P	1" DUCTILE IRON WATER PIPE CLASS 52	100 LF
60079P	1" DUCTILE IRON WATER PIPE CLASS 52	100 LF
60080P	1" DUCTILE IRON WATER PIPE CLASS 52	100 LF
60081P	1" DUCTILE IRON WATER PIPE CLASS 52	100 LF
60082P	1" DUCTILE IRON WATER PIPE CLASS 52	100 LF
60083P	1" DUCTILE IRON WATER PIPE CLASS 52	100 LF
60084P	1" DUCTILE IRON WATER PIPE CLASS 52	100 LF
60085P	1" DUCTILE IRON WATER PIPE CLASS 52	100 LF
60086P	1" DUCTILE IRON WATER PIPE CLASS 52	100 LF
60087P	1" DUCTILE IRON WATER PIPE CLASS 52	100 LF
60088P	1" DUCTILE IRON WATER PIPE CLASS 52	100 LF
60089P	1" DUCTILE IRON WATER PIPE CLASS 52	100 LF
60090P	1" DUCTILE IRON WATER PIPE CLASS 52	100 LF
60091P	1" DUCTILE IRON WATER PIPE CLASS 52	100 LF
60092P	1" DUCTILE IRON WATER PIPE CLASS 52	100 LF
60093P	1" DUCTILE IRON WATER PIPE CLASS 52	100 LF
60094P	1" DUCTILE IRON WATER PIPE CLASS 52	100 LF
60095P	1" DUCTILE IRON WATER PIPE CLASS 52	100 LF
60096P	1" DUCTILE IRON WATER PIPE CLASS 52	100 LF
60097P	1" DUCTILE IRON WATER PIPE CLASS 52	100 LF
60098P	1" DUCTILE IRON WATER PIPE CLASS 52	100 LF
60099P	1" DUCTILE IRON WATER PIPE CLASS 52	100 LF
60100P	1" DUCTILE IRON WATER PIPE CLASS 52	100 LF

NEW JERSEY DEPARTMENT OF TRANSPORTATION

UTILITY AND ITS CONSTRUCTION PLANS

ROUTE 35 CONTRACT NO. 004850321

193
630

REVISION BOX

APPROVED FOR CONSTRUCTION BY: [Signature]

DATE: [Date]

APPROVED PROFESSIONAL ENGINEER LICENSE NO. [License No.]

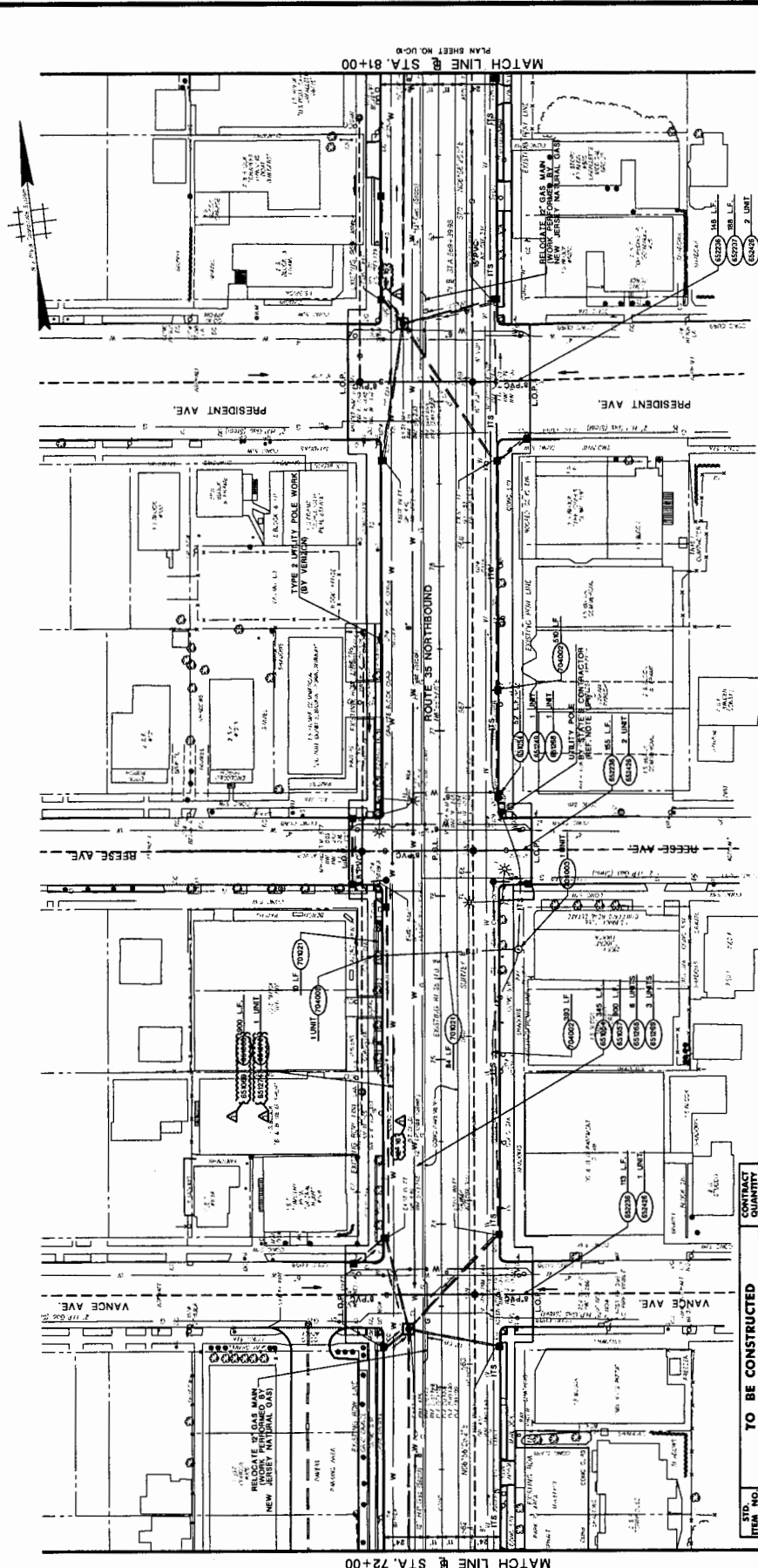
**ADDENDUM 5
ATTACHMENT 8**

STATE: N.J. FEDERAL PROJECT NO.: BR-204 (04)

BOROUGH OF LAVALLETTE COUNTY OF OCEAN

SCALE: 1" = 30'

BOROUGH OF LAVALLETTE



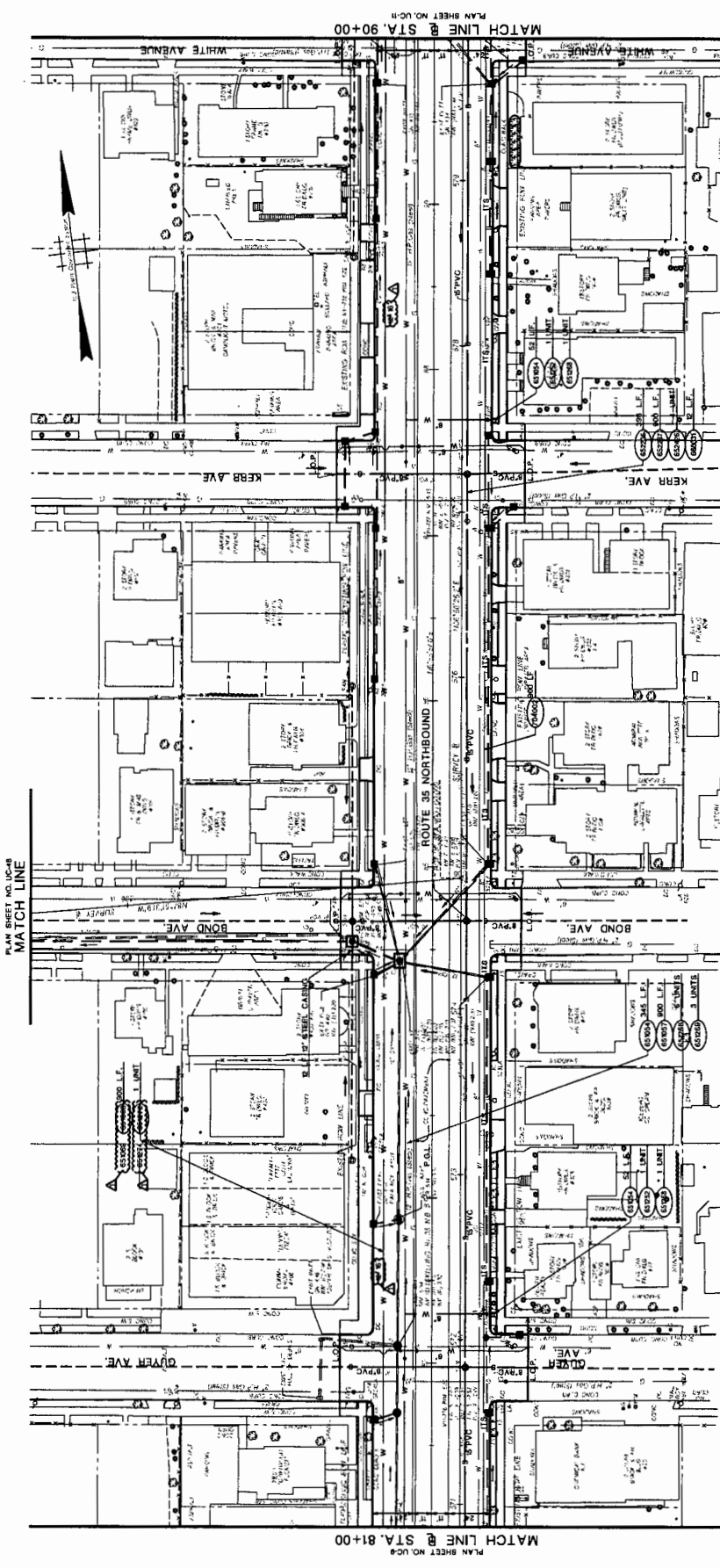
STD. ITEM NO.	DESCRIPTION	CONTRACT QUANTITY
85830P	12" DUCTILE IRON WATER PIPE CLASS 52	1000 L.F.
85831P	12" DUCTILE IRON WATER PIPE CLASS 52	1000 L.F.
85832P	12" DUCTILE IRON WATER PIPE CLASS 52	1000 L.F.
85833P	12" VALVES AND BOXES	7 UNITS
85834P	12" VALVES AND BOXES	1 UNIT
85835P	12" VALVES AND BOXES	1 UNIT
85836P	12" VALVES AND BOXES	1 UNIT
85837P	12" VALVES AND BOXES	1 UNIT
85838P	12" VALVES AND BOXES	1 UNIT
85839P	12" VALVES AND BOXES	1 UNIT
85840P	12" VALVES AND BOXES	1 UNIT
85841P	12" VALVES AND BOXES	1 UNIT
85842P	12" VALVES AND BOXES	1 UNIT
85843P	12" VALVES AND BOXES	1 UNIT
85844P	12" VALVES AND BOXES	1 UNIT
85845P	12" VALVES AND BOXES	1 UNIT
85846P	12" VALVES AND BOXES	1 UNIT
85847P	12" VALVES AND BOXES	1 UNIT
85848P	12" VALVES AND BOXES	1 UNIT
85849P	12" VALVES AND BOXES	1 UNIT
85850P	12" VALVES AND BOXES	1 UNIT
85851P	12" VALVES AND BOXES	1 UNIT
85852P	12" VALVES AND BOXES	1 UNIT
85853P	12" VALVES AND BOXES	1 UNIT
85854P	12" VALVES AND BOXES	1 UNIT
85855P	12" VALVES AND BOXES	1 UNIT
85856P	12" VALVES AND BOXES	1 UNIT
85857P	12" VALVES AND BOXES	1 UNIT
85858P	12" VALVES AND BOXES	1 UNIT
85859P	12" VALVES AND BOXES	1 UNIT
85860P	12" VALVES AND BOXES	1 UNIT
85861P	12" VALVES AND BOXES	1 UNIT
85862P	12" VALVES AND BOXES	1 UNIT
85863P	12" VALVES AND BOXES	1 UNIT
85864P	12" VALVES AND BOXES	1 UNIT
85865P	12" VALVES AND BOXES	1 UNIT
85866P	12" VALVES AND BOXES	1 UNIT
85867P	12" VALVES AND BOXES	1 UNIT
85868P	12" VALVES AND BOXES	1 UNIT
85869P	12" VALVES AND BOXES	1 UNIT
85870P	12" VALVES AND BOXES	1 UNIT
85871P	12" VALVES AND BOXES	1 UNIT
85872P	12" VALVES AND BOXES	1 UNIT
85873P	12" VALVES AND BOXES	1 UNIT
85874P	12" VALVES AND BOXES	1 UNIT
85875P	12" VALVES AND BOXES	1 UNIT
85876P	12" VALVES AND BOXES	1 UNIT
85877P	12" VALVES AND BOXES	1 UNIT
85878P	12" VALVES AND BOXES	1 UNIT
85879P	12" VALVES AND BOXES	1 UNIT
85880P	12" VALVES AND BOXES	1 UNIT
85881P	12" VALVES AND BOXES	1 UNIT
85882P	12" VALVES AND BOXES	1 UNIT
85883P	12" VALVES AND BOXES	1 UNIT
85884P	12" VALVES AND BOXES	1 UNIT
85885P	12" VALVES AND BOXES	1 UNIT
85886P	12" VALVES AND BOXES	1 UNIT
85887P	12" VALVES AND BOXES	1 UNIT
85888P	12" VALVES AND BOXES	1 UNIT
85889P	12" VALVES AND BOXES	1 UNIT
85890P	12" VALVES AND BOXES	1 UNIT
85891P	12" VALVES AND BOXES	1 UNIT
85892P	12" VALVES AND BOXES	1 UNIT
85893P	12" VALVES AND BOXES	1 UNIT
85894P	12" VALVES AND BOXES	1 UNIT
85895P	12" VALVES AND BOXES	1 UNIT
85896P	12" VALVES AND BOXES	1 UNIT
85897P	12" VALVES AND BOXES	1 UNIT
85898P	12" VALVES AND BOXES	1 UNIT
85899P	12" VALVES AND BOXES	1 UNIT
85900P	12" VALVES AND BOXES	1 UNIT

NEW JERSEY DEPARTMENT OF TRANSPORTATION
UTILITY AND ITS CONSTRUCTION PLANS
 ROUTE 35 CONTRACT NO. 004950321
 DATE: 1/15/10
 DRAWN BY: J. MANNING
 CHECKED BY: J. MANNING
 APPROPRIATE PROFESSIONAL ENGINEER LICENSE NO. 140820000
 REVISION BOX
 APPENDUM NO. 5
 ATTACHMENT 9
 184
 630

STATE: FEDERAL PROJECT NO. ER-7044 (R4)

COUNTY OF OCEAN

BOROUGH OF LAVALLETTE



ITEM NO.	DESCRIPTION	QUANTITY
65000P	8" DUCTILE IRON WATER PIPE CLASS 52	345 L.F.
65001P	8" DUCTILE IRON WATER PIPE CLASS 52	500 L.F.
65002P	8" DUCTILE IRON WATER PIPE CLASS 52	700 L.F.
65003P	8" VALVES AND BOXES	8 UNITS
65004P	8" VALVES AND BOXES	1 UNITS
65005P	8" POLYVINYL CHLORIDE SEWER PIPE	388 L.F.
65006P	8" POLYVINYL CHLORIDE SEWER PIPE	500 L.F.
65007P	8" POLYVINYL CHLORIDE SEWER PIPE	42 L.F.
65008P	8" STEEL CASING	500 L.F.
65009P	8" VALVES AND BOXES	0 UNITS

NEW JERSEY DEPARTMENT OF TRANSPORTATION
 UTILITY AND ITS
 CONSTRUCTION PLANS
 ROUTE 35 CONTRACT NO. 004950321
 THE FIRM GROUP
 CONSULTING ENGINEERS AND ARCHITECTS
 1000 ROUTE 100, SUITE 100
 NEW BRUNSWICK, NEW JERSEY 08901
 DATE: 10/20/20

**ADDENDUM 5
 ATTACHMENT 10**

REVISION NO.	DESCRIPTION
1	ISSUED FOR BIDDING

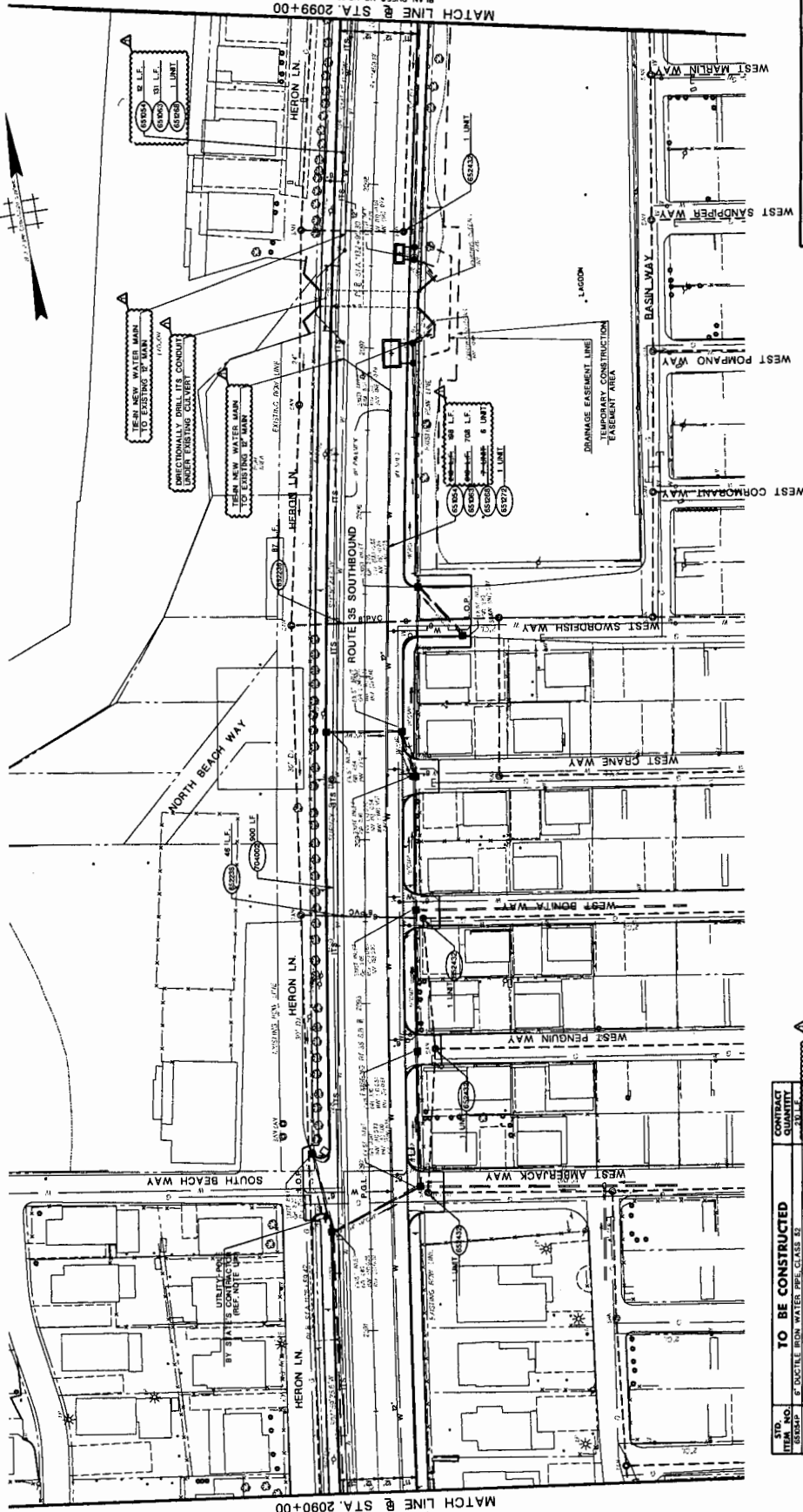
185
630

STATE FEDERAL PROJECT NO.
N.J. BR704 (04)

COUNTY OF OCEAN

30' 20' 0' 0' 30' 60'

TOWNSHIP OF TOMS RIVER



NEW JERSEY DEPARTMENT OF TRANSPORTATION
UTILITY AND ITS CONSTRUCTION PLANS
 ROUTE 35 CONTRACT NO. 064850321
 THE NEW JERSEY DEPARTMENT OF TRANSPORTATION HAS AUTHORIZED
 JOHN J. LAVINCHICK
 NEW JERSEY PROFESSIONAL ENGINEER LICENSE NO. 24320

REVISION BOX

**ADDENDUM 5
ATTACHMENT 12**

231
630

ITEM NO.	TO BE CONSTRUCTED	QUANTITY
65034P	6" DUCTILE IRON WATER PIPE, CLASS 52	114 L.F.
65035P	6" DUCTILE IRON WATER PIPE, CLASS 52	114 L.F.
65036P	6" POLYETHYLENE GLASS REINFORCED	114 L.F.
65037P	6" POLYETHYLENE GLASS REINFORCED	114 L.F.
65038P	6" POLYETHYLENE GLASS REINFORCED	114 L.F.
65039P	6" POLYETHYLENE GLASS REINFORCED	114 L.F.
65040P	6" POLYETHYLENE GLASS REINFORCED	114 L.F.
65041P	6" POLYETHYLENE GLASS REINFORCED	114 L.F.
65042P	6" POLYETHYLENE GLASS REINFORCED	114 L.F.
65043P	6" POLYETHYLENE GLASS REINFORCED	114 L.F.
65044P	6" POLYETHYLENE GLASS REINFORCED	114 L.F.
65045P	6" POLYETHYLENE GLASS REINFORCED	114 L.F.
65046P	6" POLYETHYLENE GLASS REINFORCED	114 L.F.
65047P	6" POLYETHYLENE GLASS REINFORCED	114 L.F.
65048P	6" POLYETHYLENE GLASS REINFORCED	114 L.F.
65049P	6" POLYETHYLENE GLASS REINFORCED	114 L.F.
65050P	6" POLYETHYLENE GLASS REINFORCED	114 L.F.
65051P	6" POLYETHYLENE GLASS REINFORCED	114 L.F.
65052P	6" POLYETHYLENE GLASS REINFORCED	114 L.F.
65053P	6" POLYETHYLENE GLASS REINFORCED	114 L.F.
65054P	6" POLYETHYLENE GLASS REINFORCED	114 L.F.
65055P	6" POLYETHYLENE GLASS REINFORCED	114 L.F.
65056P	6" POLYETHYLENE GLASS REINFORCED	114 L.F.
65057P	6" POLYETHYLENE GLASS REINFORCED	114 L.F.
65058P	6" POLYETHYLENE GLASS REINFORCED	114 L.F.
65059P	6" POLYETHYLENE GLASS REINFORCED	114 L.F.
65060P	6" POLYETHYLENE GLASS REINFORCED	114 L.F.
65061P	6" POLYETHYLENE GLASS REINFORCED	114 L.F.
65062P	6" POLYETHYLENE GLASS REINFORCED	114 L.F.
65063P	6" POLYETHYLENE GLASS REINFORCED	114 L.F.
65064P	6" POLYETHYLENE GLASS REINFORCED	114 L.F.
65065P	6" POLYETHYLENE GLASS REINFORCED	114 L.F.
65066P	6" POLYETHYLENE GLASS REINFORCED	114 L.F.
65067P	6" POLYETHYLENE GLASS REINFORCED	114 L.F.
65068P	6" POLYETHYLENE GLASS REINFORCED	114 L.F.
65069P	6" POLYETHYLENE GLASS REINFORCED	114 L.F.
65070P	6" POLYETHYLENE GLASS REINFORCED	114 L.F.
65071P	6" POLYETHYLENE GLASS REINFORCED	114 L.F.
65072P	6" POLYETHYLENE GLASS REINFORCED	114 L.F.
65073P	6" POLYETHYLENE GLASS REINFORCED	114 L.F.
65074P	6" POLYETHYLENE GLASS REINFORCED	114 L.F.
65075P	6" POLYETHYLENE GLASS REINFORCED	114 L.F.
65076P	6" POLYETHYLENE GLASS REINFORCED	114 L.F.
65077P	6" POLYETHYLENE GLASS REINFORCED	114 L.F.
65078P	6" POLYETHYLENE GLASS REINFORCED	114 L.F.
65079P	6" POLYETHYLENE GLASS REINFORCED	114 L.F.
65080P	6" POLYETHYLENE GLASS REINFORCED	114 L.F.
65081P	6" POLYETHYLENE GLASS REINFORCED	114 L.F.
65082P	6" POLYETHYLENE GLASS REINFORCED	114 L.F.
65083P	6" POLYETHYLENE GLASS REINFORCED	114 L.F.
65084P	6" POLYETHYLENE GLASS REINFORCED	114 L.F.
65085P	6" POLYETHYLENE GLASS REINFORCED	114 L.F.
65086P	6" POLYETHYLENE GLASS REINFORCED	114 L.F.
65087P	6" POLYETHYLENE GLASS REINFORCED	114 L.F.
65088P	6" POLYETHYLENE GLASS REINFORCED	114 L.F.
65089P	6" POLYETHYLENE GLASS REINFORCED	114 L.F.
65090P	6" POLYETHYLENE GLASS REINFORCED	114 L.F.
65091P	6" POLYETHYLENE GLASS REINFORCED	114 L.F.
65092P	6" POLYETHYLENE GLASS REINFORCED	114 L.F.
65093P	6" POLYETHYLENE GLASS REINFORCED	114 L.F.
65094P	6" POLYETHYLENE GLASS REINFORCED	114 L.F.
65095P	6" POLYETHYLENE GLASS REINFORCED	114 L.F.
65096P	6" POLYETHYLENE GLASS REINFORCED	114 L.F.
65097P	6" POLYETHYLENE GLASS REINFORCED	114 L.F.
65098P	6" POLYETHYLENE GLASS REINFORCED	114 L.F.
65099P	6" POLYETHYLENE GLASS REINFORCED	114 L.F.
65100P	6" POLYETHYLENE GLASS REINFORCED	114 L.F.

MATCH LINE @ STA. 2099+00

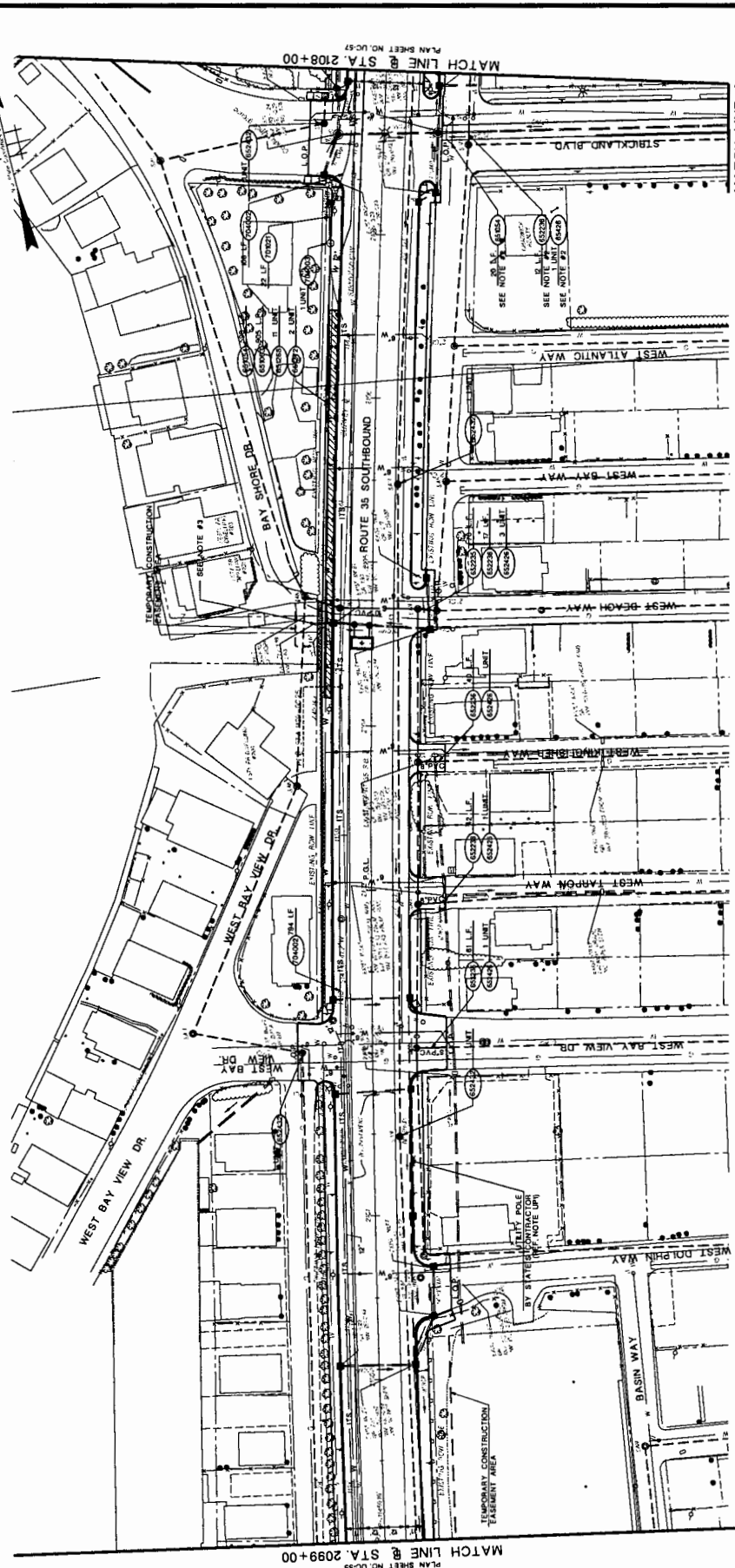
MATCH LINE @ STA. 2090+00



STATE FEDERAL PROJECT NO.
N.J. ER-7044 (RM)

COUNTY OF OCEAN

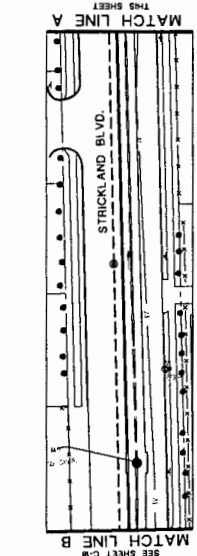
TOWNSHIP OF TOMS RIVER



MATCH LINE @ STA 2099+00
PLAN SHEET NO. UC-55

MATCH LINE @ STA 2108+00
PLAN SHEET NO. UC-57

ITEM NO.	TO BE CONSTRUCTED	CONTRACT QUANTITY
83200P	6" DUCTILE IRON WATER PIPE CLASS 52	638 L.F.
83200W	6" DUCTILE IRON WATER PIPE CLASS 52	895 L.F.
83200M	6" VALVE AND BOXES	2 UNITS
83227M	6" VALVES AND BOXES	2 UNITS
83225P	6" POLYETHYLENE GLASS REINFORCED PIPE	70 L.F.
83225W	6" POLYETHYLENE GLASS REINFORCED PIPE	70 L.F.
83225M	RECONSTRUCTED MANHOLE SANITARY SEWER USING EXISTING CASTING	7 UNITS
83220M	RECONSTRUCTED MANHOLE SANITARY SEWER USING EXISTING CASTING	4 UNITS
74000M	12" CONCRETE MANHOLE	22 L.F.
74000W	12" CONCRETE MANHOLE	96 L.F.
74000M	JUNCTION BOX, TYPE A	1 UNIT

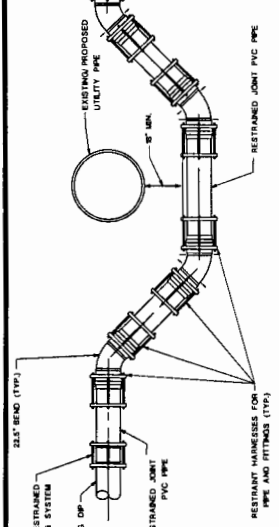


- NOTES:
- CONTRACTOR SHALL VERIFY ALL EXISTING UTILITIES AND SANITARY FACILITIES PRIOR TO CONSTRUCTION.
 - CONTRACTOR SHALL VERIFY ALL EXISTING UTILITIES TO BE PROTECTED PRIOR TO CONSTRUCTION.
 - CONTRACTOR SHALL PROTECT ALL ADJACENT SANITARY FACILITIES WHEN WORKING ON ADJACENT OUTFALL CONSTRUCTION.

**APPENDUM 5
ATTACHMENT 13**

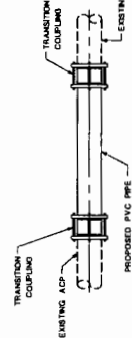
NEW JERSEY DEPARTMENT OF TRANSPORTATION
**UTILITY AND ITS
CONSTRUCTION PLANS**
ROUTE 35 CONTRACT NO. 044850321
DATE: 11/11/04
DRAWN BY: [Signature]
CHECKED BY: [Signature]
SCALE: AS SHOWN
PROJECT NO. 232
SHEET NO. 630

REVISION NO.	DESCRIPTION



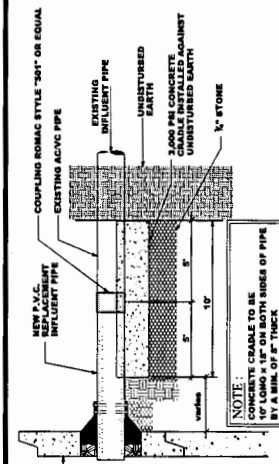
- NOTES:**
1. SANITARY FORCE MAIN SHALL BE RESTRAINED JOINT POLYVINYL CHLORIDE PIPE WITH CAST-IRON OUTSIDE DRAINAGE. ALL JOINTS AND FITTINGS SHALL BE FULLY RESTRAINED.
 2. MINIMUM VERTICAL CLEARANCE SHALL BE 8".
 3. CONTRACTOR SHALL SUBMIT RESULTS OF TEST PITS TO ENGINEER FOR REVIEW PRIOR TO INSTALLATION.

SEWER FORCE MAIN OFFSET DETAIL (OCUA)
NOT TO SCALE



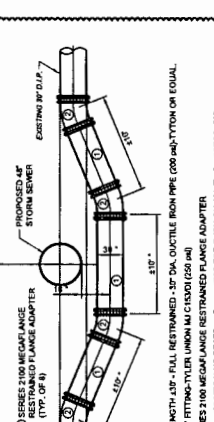
- NOTES:**
1. PVC SEWER PIPE AND FITTINGS SHALL CONFORM TO ASTM D 3034 OR F 790 WITH A WALL THICKNESS DEVIATION OF 5% OR LESS. ALL JOINTS AND FITTINGS SHALL BE FULLY RESTRAINED.
 2. CONTRACTOR SHALL SUBMIT RESULTS OF TEST PITS TO ENGINEER FOR REVIEW PRIOR TO INSTALLATION.

PVC SEWER PIPE TIE-IN WITH EXISTING AC PIPE DETAIL (TRMUA)
NOT TO SCALE



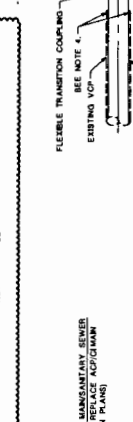
- NOTES:**
1. NEW P.V.C. INFILTRANT PIPE SHALL BE 12" DIA. DUCTILE IRON PIPE (DIP) WITH A WALL THICKNESS DEVIATION OF 5% OR LESS.
 2. EXISTING ACVC PIPE SHALL BE 12" DIA. DUCTILE IRON PIPE (DIP) WITH A WALL THICKNESS DEVIATION OF 5% OR LESS.
 3. CONTRACTOR SHALL SUBMIT RESULTS OF TEST PITS TO ENGINEER FOR REVIEW PRIOR TO INSTALLATION.

PVC SEWER PIPE TIE-IN WITH EXISTING ACVC PIPE DETAIL (BRICK UTILITIES)
NOT TO SCALE




- NOTES:**
1. PIPE LENGTH 12' - FULL RESTRAINED - 3/4" DIA. DUCTILE IRON PIPE (DIP) WITH A WALL THICKNESS DEVIATION OF 5% OR LESS.
 2. (A) 2 1/2" FITTING-TYLER UNION (M/C) (DIP) (OR EQ.)
 3. (B) SERIES 1700 MEGALUG RESTRAINED FLANGE ADAPTER
 4. (C) SERIES 1700 MEGALUG RESTRAINED FLANGE ADAPTER
- ALL FITTINGS PROTECTED BY INTRODUCING AN ALL DUCTILE IRON PIPE (DIP) AT THE POINT OF CONNECTION. ALL JOINTS SHALL BE FULLY RESTRAINED. ALL JOINTS SHALL BE FULLY RESTRAINED. ALL JOINTS SHALL BE FULLY RESTRAINED.

DIP SEWER FORCE MAIN OFFSET DETAIL (OCUA)
NOT TO SCALE

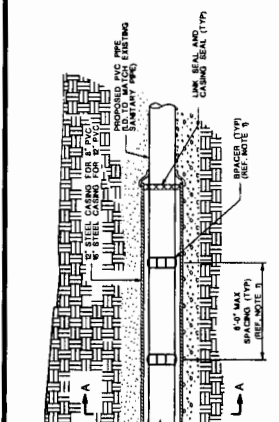


- NOTES:**
1. PVC SEWER PIPE AND FITTINGS SHALL CONFORM TO ASTM D 3034 OR F 790 WITH A WALL THICKNESS DEVIATION OF 5% OR LESS. ALL JOINTS AND FITTINGS SHALL BE FULLY RESTRAINED.
 2. CONTRACTOR SHALL SUBMIT RESULTS OF TEST PITS TO ENGINEER FOR REVIEW PRIOR TO INSTALLATION.
 3. CONTRACTOR SHALL CAREFULLY BREAK AWAY EXISTING VCP TO EXPOSE ENOUGH OF POLYESTER LAYER FOR CORROSION PROTECTION.
 4. CONTRACTOR SHALL PACK ANNUAL GAP BETWEEN VCP AND POLYESTER LAYER WITH GRAUUM TO PREVENT GROUNDWATER INFILTRATION.

PVC SEWER PIPE TIE-IN WITH EXISTING VC (LINED) PIPE DETAIL (BOROUGH OF LAVALLETT)
NOT TO SCALE




- NOTES:**
1. ALL UTILITY MATERIALS AND METHODS OF INSTALLATION SHALL BE IN ACCORDANCE WITH THE LATEST EDITIONS OF THE STANDARD SPECIFICATIONS FOR CONSTRUCTION OF PUBLIC WORKS, SEWERAGE AND SANITATION, AND SPECIFICATIONS FOR UTILITY MATERIALS AND METHODS OF INSTALLATION, PUBLISHED BY THE NEW JERSEY DEPARTMENT OF TRANSPORTATION.
 2. CONTRACTOR SHALL SUBMIT RESULTS OF TEST PITS TO ENGINEER FOR REVIEW PRIOR TO INSTALLATION.



- NOTES:**
1. CONTRACTOR SHALL SUBMIT WORKING DRAWINGS FOR COMPLETE DETAILS OF THE STEEL CASING AND SPACERS. THE CASING PIPE SHALL BE SUPPORTED WITHIN THE CASING IN A MANNER WHICH ENSURES THAT ALL EXTERNAL LOADS ARE TRANSFERRED TO THE CASING PIPE. SEPARATE PAYMENT WILL BE MADE FOR SPACERS, LK SEALS, CASING SEALS, AND ALL ELSE REQUIRED FOR COMPLETE INSTALLATION OF PVC SANITARY LINE IN STEEL CASING.

STEEL CASING DETAIL
NOT TO SCALE




- NOTES:**
1. CONTRACTOR SHALL SUBMIT WORKING DRAWINGS FOR COMPLETE DETAILS OF THE STEEL CASING AND SPACERS. THE CASING PIPE SHALL BE SUPPORTED WITHIN THE CASING IN A MANNER WHICH ENSURES THAT ALL EXTERNAL LOADS ARE TRANSFERRED TO THE CASING PIPE. SEPARATE PAYMENT WILL BE MADE FOR SPACERS, LK SEALS, CASING SEALS, AND ALL ELSE REQUIRED FOR COMPLETE INSTALLATION OF PVC SANITARY LINE IN STEEL CASING.

DIP SEWER FORCE MAIN OFFSET DETAIL (OCUA)
NOT TO SCALE



- NOTES:**
1. ALL UTILITY MATERIALS AND METHODS OF INSTALLATION SHALL BE IN ACCORDANCE WITH THE LATEST EDITIONS OF THE STANDARD SPECIFICATIONS FOR CONSTRUCTION OF PUBLIC WORKS, SEWERAGE AND SANITATION, AND SPECIFICATIONS FOR UTILITY MATERIALS AND METHODS OF INSTALLATION, PUBLISHED BY THE NEW JERSEY DEPARTMENT OF TRANSPORTATION.
 2. CONTRACTOR SHALL SUBMIT RESULTS OF TEST PITS TO ENGINEER FOR REVIEW PRIOR TO INSTALLATION.

INSTALLATION DETAIL OF PROPOSED WATER/SEWER MAIN WITHIN EXISTING CASING
NOT TO SCALE



- NOTES:**
1. CONTRACTOR SHALL SUBMIT WORKING DRAWINGS FOR COMPLETE DETAILS OF THE STEEL CASING AND SPACERS. THE CASING PIPE SHALL BE SUPPORTED WITHIN THE CASING IN A MANNER WHICH ENSURES THAT ALL EXTERNAL LOADS ARE TRANSFERRED TO THE CASING PIPE. SEPARATE PAYMENT WILL BE MADE FOR SPACERS, LK SEALS, CASING SEALS, AND ALL ELSE REQUIRED FOR COMPLETE INSTALLATION OF PVC SANITARY LINE IN STEEL CASING.

STEEL CASING DETAIL
NOT TO SCALE



- NOTES:**
1. CONTRACTOR SHALL SUBMIT WORKING DRAWINGS FOR COMPLETE DETAILS OF THE STEEL CASING AND SPACERS. THE CASING PIPE SHALL BE SUPPORTED WITHIN THE CASING IN A MANNER WHICH ENSURES THAT ALL EXTERNAL LOADS ARE TRANSFERRED TO THE CASING PIPE. SEPARATE PAYMENT WILL BE MADE FOR SPACERS, LK SEALS, CASING SEALS, AND ALL ELSE REQUIRED FOR COMPLETE INSTALLATION OF PVC SANITARY LINE IN STEEL CASING.

UTILITY AND ITS CONSTRUCTION DETAILS

ROUTE 35 CONTRACT NO. 004950321

THE NEW JERSEY DEPARTMENT OF TRANSPORTATION

NEW JERSEY PROFESSIONAL ENGINEER LICENSE NO. 106000000

256 630

ADDENDUM 5 ATTACHMENT 14

NO.	DESCRIPTION	DATE

**INDEX OF SHEETS
AND PILE TABLE**

THE BSA GROUP
INCORPORATED
1000 ROUTE 35
SUITE 200
MORRISTOWN, NJ 07960
TEL: 973.261.1100
FAX: 973.261.1101
WWW.BSAGROUP.COM



PILE TABLE

OUTFALL NUMBER	PILE EMBEDMENT DEPTH D (FT)	PILE ORDER LENGTH L (FT)
1A	82	45
1	30	40
2 & 3	22	35
4A	24	35
5	30	45
6	30	35
7	30	35
8	30	35
9	21	35
10	21	30
11	22	35
12	20	30
13 & 14	21	30
15	20	30
16	21	35
17	21	35
18	21	35
19	21	35
20	21	35
21	21	35
22	21	35
23	21	35
24	21	35
25	21	35
26	21	35
27	21	35
28A	22	35
29	28	40
30A	22	35
31	22	35
32	22	35
33	20	35
34	20	35
35A	20	30

INDEX OF SHEETS

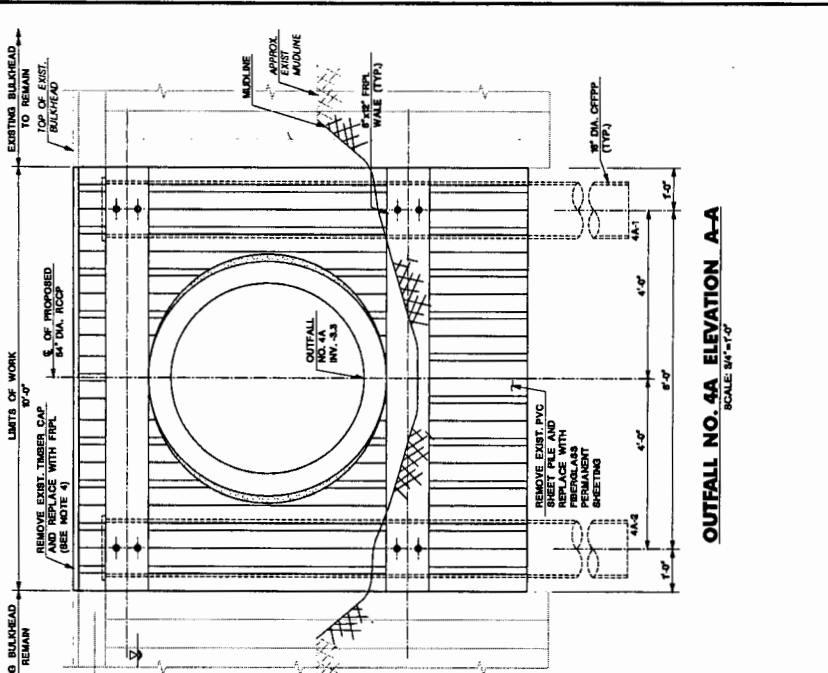
SHEET NO.	DESCRIPTION
S-1	ESTIMATE OF QUANTITIES - 1
S-2	ESTIMATE OF QUANTITIES - 2
S-3	AND NOTES SUGGESTED SEQUENCE OF CONSTRUCTION
S-4	INDEX OF SHEETS AND PILE TABLE
S-5	OUTFALL STRUCTURE KEY PLAN - 1
S-6	OUTFALL STRUCTURE KEY PLAN - 2 AND 3
S-7	OUTFALL STRUCTURE KEY PLAN - 4 AND 5
S-8	OUTFALL NO. 1A BEACH OUTFALL PLAN AND ELEVATION
S-9	OUTFALL NOS. 1 BEACH OUTFALL PLAN AND ELEVATION
S-10	OUTFALL NOS. 2 & 3 BULKHEAD OUTFALL PLAN AND ELEVATION
S-11	OUTFALL 4A BULKHEAD OUTFALL PLAN AND ELEVATION
S-12	OUTFALL NO. 5 BEACH OUTFALL PLAN AND ELEVATION
S-13	OUTFALL NO. 6 BEACH OUTFALL PLAN AND ELEVATION
S-14	OUTFALL NO. 7 BEACH OUTFALL PLAN AND ELEVATION
S-15	OUTFALL NO. 8 BULKHEAD OUTFALL PLAN AND ELEVATION
S-16	OUTFALL NO. 9 BULKHEAD OUTFALL PLAN AND ELEVATION
S-17	OUTFALL NO. 10 BULKHEAD OUTFALL PLAN AND ELEVATION
S-18	OUTFALL NO. 11 BULKHEAD OUTFALL PLAN AND ELEVATION
S-19	OUTFALL NOS. 20 & 21 BULKHEAD OUTFALL PLAN AND ELEVATION
S-20	OUTFALL NO. 22 BULKHEAD OUTFALL PLAN AND ELEVATION
S-21	OUTFALL NO. 23 BULKHEAD OUTFALL PLAN AND ELEVATION
S-22	OUTFALL NO. 24 BULKHEAD OUTFALL PLAN AND ELEVATION
S-23	OUTFALL NO. 25 BULKHEAD OUTFALL PLAN AND ELEVATION
S-24	OUTFALL NO. 26 BULKHEAD OUTFALL PLAN AND ELEVATION
S-25	OUTFALL NO. 27 BULKHEAD OUTFALL PLAN AND ELEVATION
S-26	OUTFALL NO. 28 BULKHEAD OUTFALL PLAN AND ELEVATION
S-27	OUTFALL NO. 29 BULKHEAD OUTFALL PLAN AND ELEVATION
S-28	OUTFALL NO. 30 BULKHEAD OUTFALL PLAN AND ELEVATION
S-29	OUTFALL NO. 31 BULKHEAD OUTFALL PLAN AND ELEVATION
S-30	OUTFALL NO. 32 BULKHEAD OUTFALL PLAN AND ELEVATION
S-31	OUTFALL NO. 33A BULKHEAD OUTFALL PLAN AND ELEVATION
S-32	TYPICAL BEACH OUTFALL DETAILS
S-33	TYPICAL BULKHEAD OUTFALL DETAILS
S-34	STRUCTURE SUPPORT DETAILS OUTFALLS 7 & 29

**ADDENDUM 5
ATTACHMENT 16**

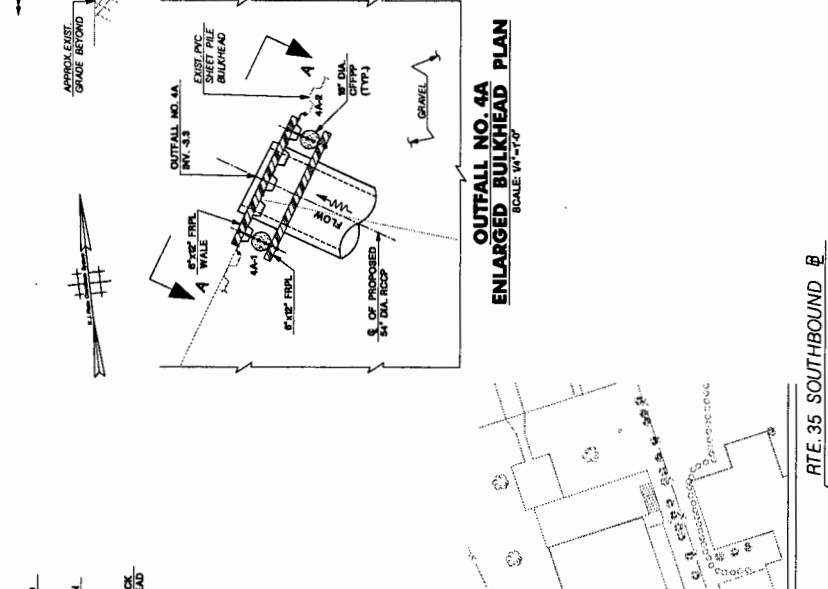
NEW JERSEY PROFESSIONAL ENGINEER LICENSE NO. 630
NEW JERSEY PROFESSIONAL ENGINEER LICENSE NO. 630
NEW JERSEY PROFESSIONAL ENGINEER LICENSE NO. 630

REVISION BOX
ADDENDUM NO. 5
573

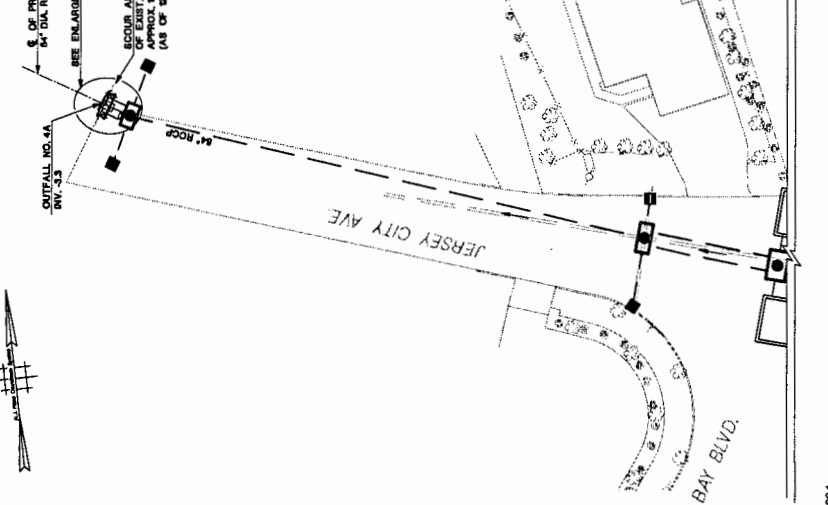
STATE FEDERAL PROJECT NO.
N.J. ES-104 (DM)



BOROUGH OF LAYALETTE



OUTFALL NO. 4A ELEVATION A-A
SCALE 1/4" = 1'-0"



NEW JERSEY DEPARTMENT OF TRANSPORTATION
CONTRACT NO. 044900021

OUTFALL NO. 4A
PLAN AND ELEVATION
ROUTE 35 CONTRACT NO. 044900021

ADDENDUM 5
ATTACHMENT 18

NOTES:
1. FOR GENERAL NOTES, REFER TO SPECIFICATIONS OF CONSTRUCTION.
2. FOR TYPICAL SECTIONS, ADDITIONAL DETAILS AND NOTES SEE SHEET 5-3E.
3. FOR PILE EMBEDMENT DEPTHS AND ORDER LENGTHS, SEE SHEET 5-4.
4. ALL EXIST. TIMBER CAP REMOVED FOR THE CONSTRUCTION OF OUTFALL SHALL BE RESTORED AND PAID FOR UNDER THE ITEM, "TIMBERGLASS REINFORCED PLASTIC LUMBER COLORB TO MATCH EXIST. MATERIALS."
5. THE SHAPE OF THE OPPOARD SHALL CONFORM TO THE PIPE PROFILE AT THE BULKHEAD ACCOUNTING FOR SLOPE AND SKEW.

QUANTITIES

ITEM NO.	DESCRIPTION	UNIT	QUANTITY
50000P	CLEARING SITE, STRUCTURE	LS	1
50000Q	18 DIA. AGGREGATE	CY	10
50000R	PERMANENT SHEETING (FRERGLASS)	SF	80
50000S	CONCRETE FILLED FRERGLASS PIPE PILE (FINISHED 18" DIAMETER)	LF	70
50000T	FRERGLASS REINFORCED PLASTIC LUMBER (FINISHED 18" DIAMETER)	LF	20
50000U	FRERGLASS REINFORCED PLASTIC LUMBER	SF	20

OUTFALL NO. 4A PLAN
SCALE 1" = 20'-0"



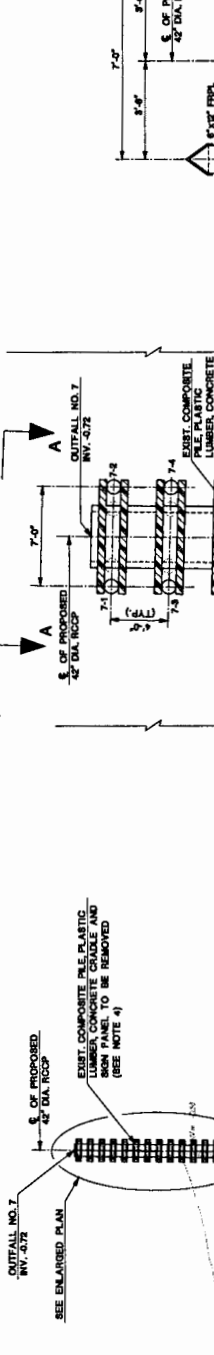
REVISION BOX

NO.	DESCRIPTION

ADDENDUM NO. 5

WORKSPACE : MDDT-Engin

NOTES:
1. FOR GENERAL NOTES, SUGGEST SEQUENCE OF CONSTRUCTION, LEGEND AND ADDITIONAL INFORMATION, SEE SHEET 04.
2. FOR TYPICAL SECTIONS, ADDITIONAL DETAILS AND NOTES SEE 8-33.
3. FOR PILE EMBEDMENT DEPTHS AND CLEAR LENGTHS, SEE SHEETS 8-4.
4. REMOVE ALL EXISTING PILES AND SUPPORTING MEMBERS PRIOR TO INSTALLATION OF NEW OUTFALL COST TO BE INCLUDED UNDER CLEANING SITE STRUCTURES.



QUANTITIES

ITEM	DESCRIPTION	UNIT	CONTRACT QUANTITY
00000	CLEANING SITE STRUCTURE	LS	1.00
00000	CONCRETE FILL, FIBERGLASS PIPE FURNISHED BY CONTRACTOR	LF	600.00
00000	CONCRETE FILL, FIBERGLASS PIPE FURNISHED BY CONTRACTOR	LF	600.00
00000	CONCRETE FILL, FIBERGLASS PIPE FURNISHED BY CONTRACTOR	LF	600.00
00000	FIBERGLASS PIPE FURNISHED BY CONTRACTOR	LF	600.00
00000	REINFORCEMENT FIBERGLASS PIPE FURNISHED BY CONTRACTOR	LF	600.00
00000	FIBERGLASS NON-REINFORCED PLASTIC LUMBER	CF	670.00

OUTFALL NO. 7 ENLARGED PLAN
SCALE: 1/4"=1'-0"

OUTFALL NO. 7 ELEVATION A-A
SCALE: 1/2"=1'-0"

OUTFALL NO. 7 PLAN
SCALE: 1"=80'-0"

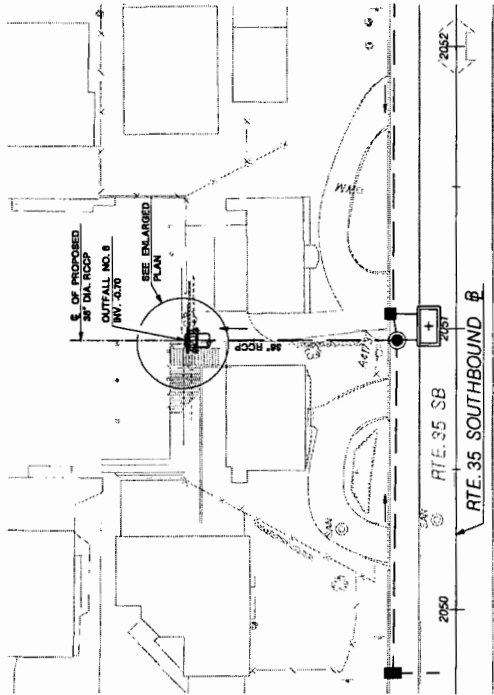
BOROUGH OF LAVALLETTE

NEW JERSEY DEPARTMENT OF TRANSPORTATION
CONTRACT NO. 004950321
ROUTE 35 BEACH OUTFALL

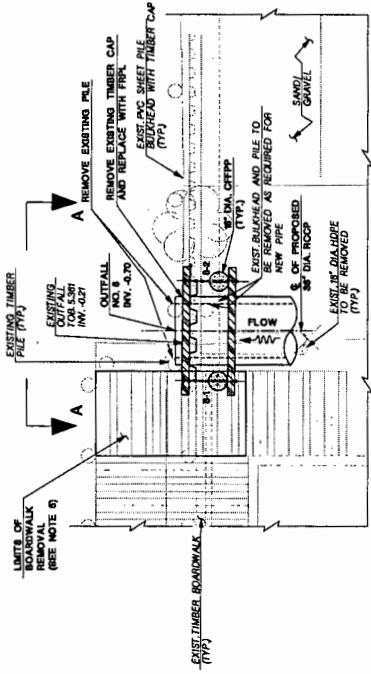
ADDENDUM 5
ATTACHMENT 19

WORKFACE : M-007-English

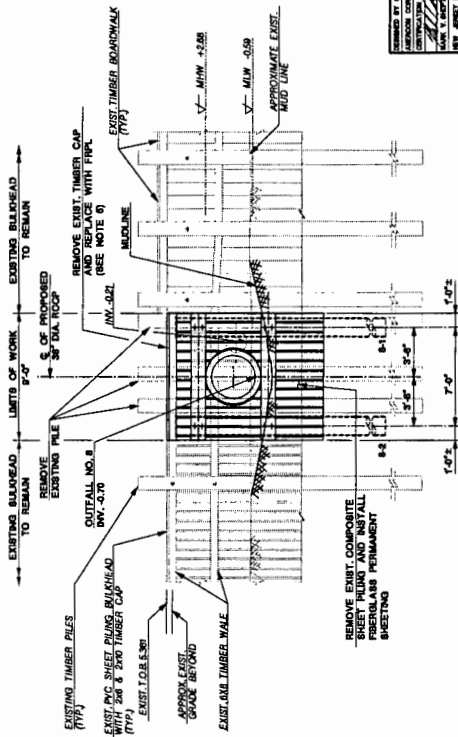
BOROUGH OF LAVALLETTE



OUTFALL NO. 8 PLAN
SCALE: 1"=20'-0"



OUTFALL NO. 8 ENLARGED BULKHEAD PLAN
SCALE: 1"=1'-0"



OUTFALL NO. 8 ELEVATION A-A
SCALE: 1"=1'-0"

- NOTES:**
- FOR GENERAL NOTES, SUBMITTED SEQUENCE OF CONSTRUCTION, LEGEND, AND ADDITIONAL INFORMATION, SEE SHEET 8-3.
 - FOR TYPICAL SECTIONS, ADDITIONAL DETAILS AND NOTES SEE SHEET 8-2.
 - FOR PILE EMBEDMENT DEPTHS AND ORDER LENGTHS, SEE SHEET 8-4.
 - THE SHAPE OF THE CRACKS SHALL CONFORM TO THE PIPE PROFILE AT THE BULKHEAD ACCOUNTING FOR BUCKLE AND SKEW.
 - ALL EXISTING BOARDWALK AND CAP REMOVED FOR THE CONSTRUCTION OF OUTFALL SHALL BE RESTORED AND PAD FOR UNDER THE ITEM "FIBERGLASS REINFORCED PLASTIC LUMBER, COLOR TO MATCH EXISTING MATERIALS."

QUANTITIES

ITEM NO.	DESCRIPTION	UNIT	CONTRACT QUANTITY
80000	CLEANUP SITE STRUCTURE	LF	1
80001	14' R.O.V. ADGRAGATE	CY	8
80002	TEMPORARY SHEETING	SF	34
80003	PERMANENT SHEETING (FIBERGLASS)	SF	64
80004	CONCRETE FILL, FIBERGLASS PIPE PILE DRIVEN BY DIAMETER	LF	64
80005	FIBERGLASS REINFORCED PLASTIC LUMBER	LF	64

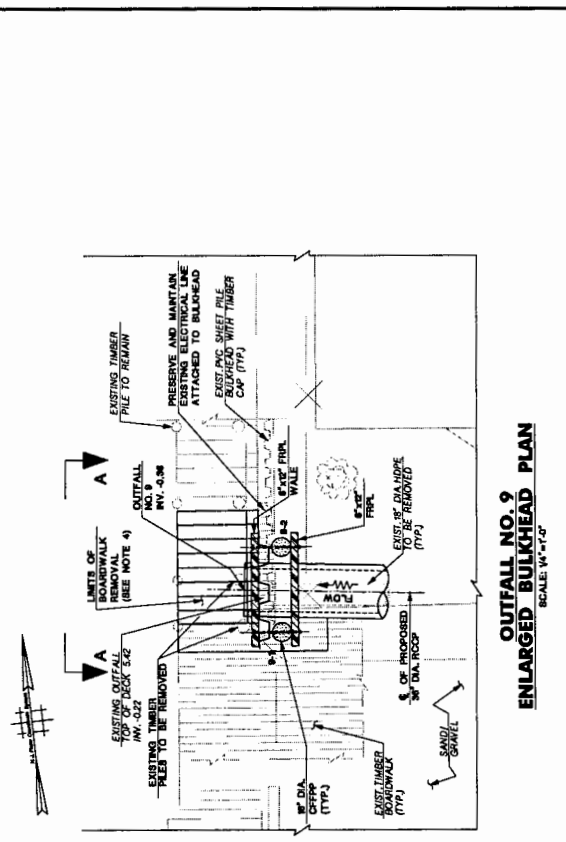
REVISION BOX

NO.	DESCRIPTION

ADDENDUM NO. 5 870

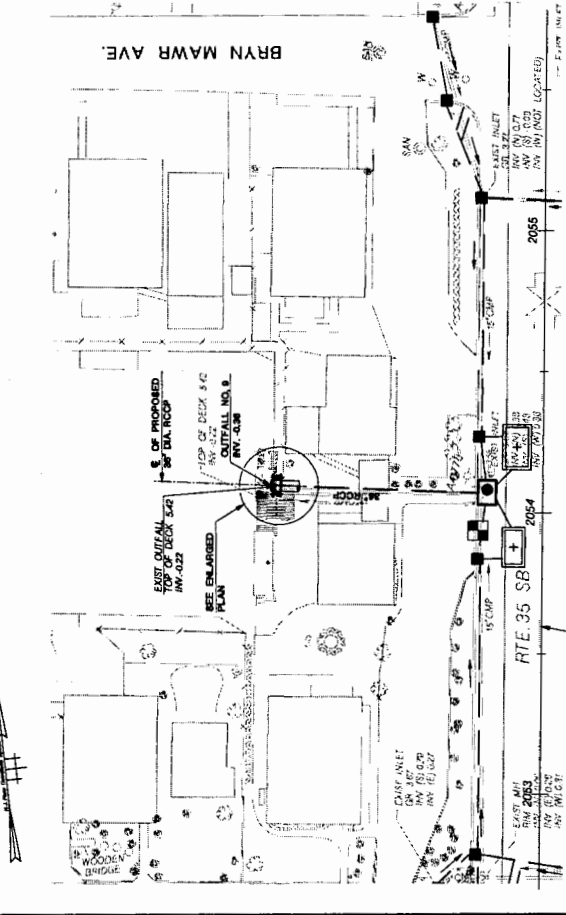
NEW JERSEY DEPARTMENT OF TRANSPORTATION
OUTFALL NO. 8
BULKHEAD OUTFALL
PLAN AND ELEVATION
 ROUTE 35 CONTRACT NO. 004850321
 THE BULK GROUP
 CONTRACTORS OF AUTHORITY/NEW JERSEY DEPARTMENT OF TRANSPORTATION
 JAMES J. MARONITZ
 NEW JERSEY PROFESSIONAL ENGINEER NO. 188888888
 611
 630

ADDENDUM 5
ATTACHMENT 20

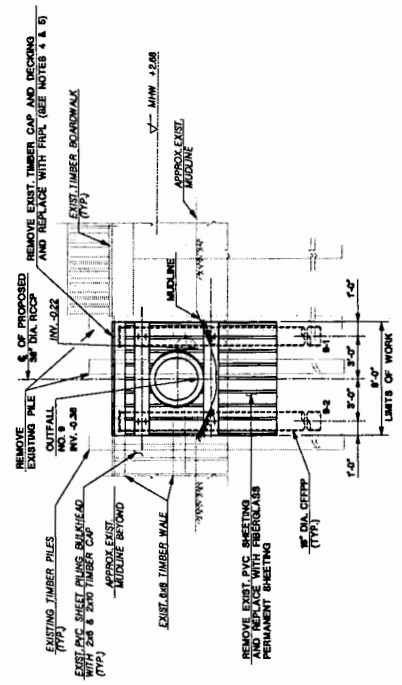


OUTFALL NO. 9 ENLARGED BULKHEAD PLAN
SCALE: 1/4" = 1'-0"

- NOTES:**
- FOR GENERAL NOTES, UNDELETED SEQUENCE OF CONSTRUCTION, LEGEND, AND ADDITIONAL INFORMATION, SEE SHEET 5-1.
 - FOR TYPICAL SECTIONS, DETAILS AND ADDITIONAL NOTES, SEE SHEET 5-2.
 - FOR PILE EMBEDMENT DEPTHS AND OTHER LENGTHS, SEE SHEET 5-4.
 - ALL EXISTING BOARDWALK AND CAP REMOVED FOR THE CONSTRUCTION OF OUTFALL SHALL BE RESTORED AND PAID FOR UNDER THE ITEM "REBUILT AND REFINISHED PLASTIC LUMBER, COLORS TO MATCH EXISTING MATERIALS."
 - CONTRACTOR TO COORDINATE WITH MARINA/RP WORKING ACCESS TO BOAT SLIP DURING CONSTRUCTION.
 - THE SHAPE OF THE OPENING SHALL CONFORM TO THE SHAPE OF THE BULKHEAD ACCORDING TO THE SCALE AND VIEW.



OUTFALL NO. 9 PLAN
SCALE: 1" = 200'



OUTFALL NO. 9 ELEVATION A-A
SCALE: 1/4" = 1'-0"

ITEM NO.	DESCRIPTION	UNIT	CONTRACT QUANTITY
57000	CLEANING WITH STRUCTURE	LS	1
58000	1/2\"/>		

REVISION BOX	NO.	570
ADDITIONAL NO. 1		570

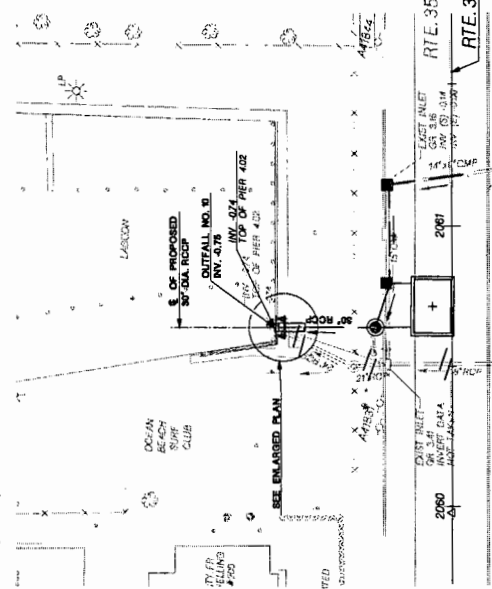
NEW JERSEY DEPARTMENT OF TRANSPORTATION
OUTFALL NO. 9 BULKHEAD OUTFALL PLAN AND ELEVATION
ROUTE 35 CONTRACT NO. 004950321

THE FIRM GROUP
COMPANY OF ARCHITECTURE AND ENGINEERING
DATE: 1/15/04
PROJECT: BULKHEAD OUTFALL
DRAWING NO.: 1000000000

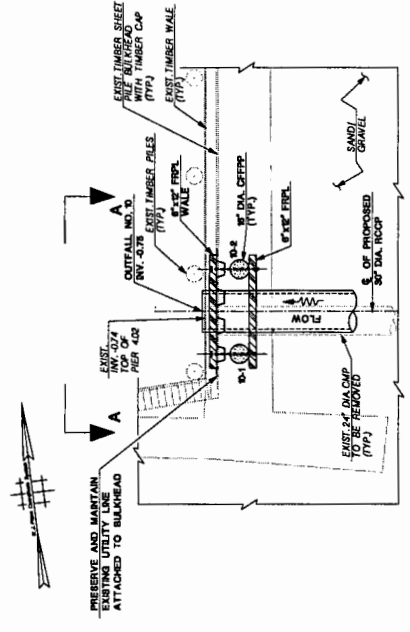
612
630

APPENDUM 5 ATTACHMENT 21

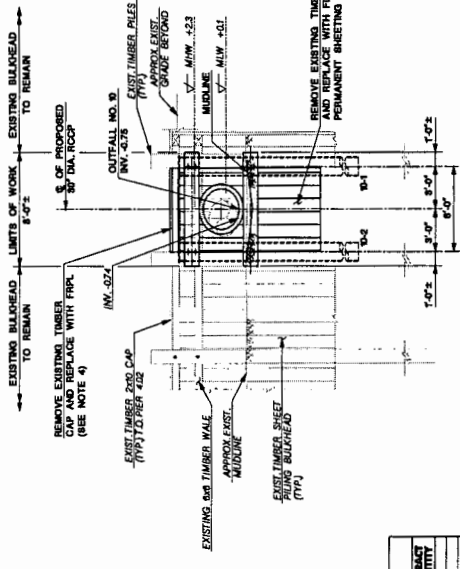
TOWNSHIP OF TOMS RIVER



OUTFALL NO. 10 PLAN
SCALE: 1"=25'-0"



OUTFALL NO. 10 ENLARGED BULKHEAD PLAN
SCALE: 1/4"=1'-0"



OUTFALL NO. 10 ELEVATION A-A
SCALE: 1/4"=1'-0"

ITEM	DESCRIPTION	UNIT	QUANTITY	CONTRACT NO.
20000	CLEARING SITE STRUCTURE	LS	1	
20000	1/2 SOL. AGGREGATE	CY	1	
20000	TEMPORARY SHEETING	SF	144	
20000	CONCRETE FILLER	CU	60	
20000	CONCRETE FILLER PERMANENT PILE DIAMETER	CU	60	
20000	PERMANENT PILE DIAMETER	LF	60	
20000	PERMANENT REINFORCED PLASTIC LUMBER	CF	60	

REVISION BOX

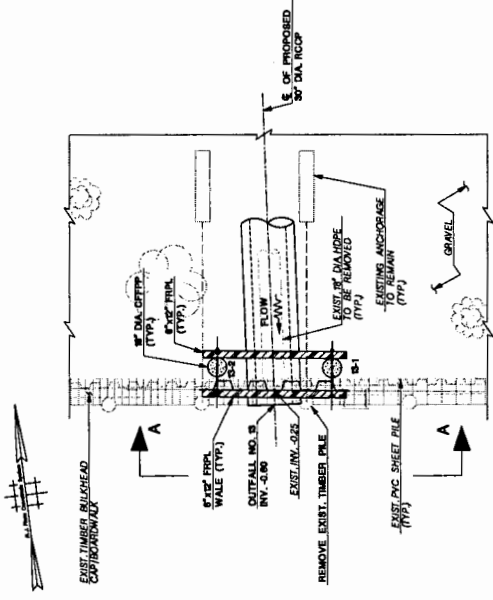
WORKFACE: NADOT-English

- NOTES:**
1. FOR GENERAL NOTES, SUGGESTED SEQUENCE OF CONSTRUCTION, LEGEND, AND ADDITIONAL INFORMATION, SEE SHEET 8-4.
 2. FOR TYPICAL SECTIONS, DETAILS AND ADDITIONAL NOTES, SEE SHEET 8-3.
 3. FOR PILE EMBEDMENT DEPTHS AND ORDER LENGTHS, SEE SHEET 8-4.
 4. ALL EXISTING TIMBER CAP REMOVED FOR THE CONSTRUCTION OF OUTFALL SHALL BE REFORMED AND PAID FOR UNDER THE ITEM "RECYCLED TIMBER". RECYCLED TIMBER SHALL COLOR TO MATCH EXISTING MATERIALS.
 5. THE SPACING OF THE OPENINGS SHALL BE BULKHEAD ACCOUNTING FOR SLOPE AND SKEW.

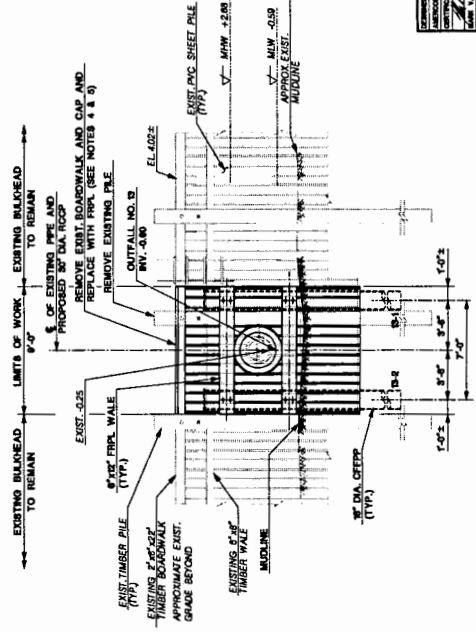
DESIGNED BY: MICHAEL LUTZ
 CHECKED BY: JAMES J. HANCOCK
 DATE: 1/20/06
 NEW JERSEY DEPARTMENT OF TRANSPORTATION
OUTFALL NO. 10 BULKHEAD OUTFALL PLAN AND ELEVATION
 ROUTE 35 CONTRACT NO. 004850021
 THE BSA GROUP
 CONSULTING ENGINEERS AND ARCHITECTS
 1000 ROUTE 100, SUITE 200
 FREEHOLD, NEW JERSEY 07728
 613 630

ADDENDUM 5 ATTACHMENT 22

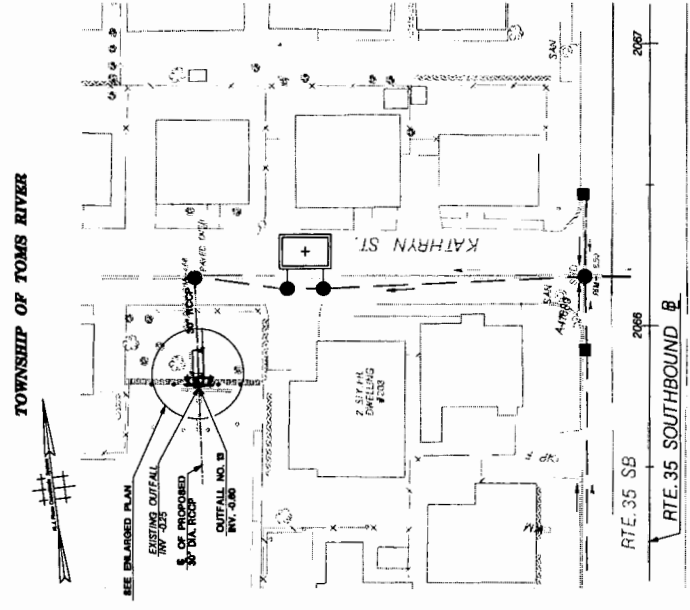
- NOTES:**
- FOR GENERAL NOTES, SUGGESTED SEQUENCE OF CONSTRUCTION, LEGEND, AND ADDITIONAL INFORMATION, SEE SHEET 5-1.
 - FOR TYPICAL SECTIONS, ADDITIONAL DETAILS AND NOTES, SEE SHEET 5-2.
 - FOR PILE EMBLEMMENT DEPTHS AND ORDER LENGTHS, SEE SHEET 5-4.
 - ALL EXISTING BOARDWALKS REMOVED FOR THE CONSTRUCTION OF OUTFALL SHALL BE RESTORED AND PAID FOR UNDER THE ITEM "RESTORED AND REFINISHED PLASTIC LUMBER" COLOR TO MATCH EXISTING MATERIALS.
 - CONTRACTOR TO COORDINATE WITH ALL AGENCIES AND OBTAIN NECESSARY ACCESS TO BOAT SLIPWAY CONSTRUCTION.
 - THE SHAPES OF THE DECKS SHALL CONFORM TO THE DEPT. OF TRANSPORTATION BULKHEAD ACCOUNTING FOR SLOPE AND BREW.



OUTFALL NO. 13 ENLARGED BULKHEAD PLAN
SCALE: 1/4" = 1'-0"



OUTFALL NO. 13 ELEVATION A-A
SCALE: 1/4" = 1'-0"



OUTFALL NO. 13 PLAN
SCALE: 1" = 200'-0"

ITEM	DESCRIPTION	UNIT	CONTRACT QUANTITY
1000	CLEARING SITE STRUCTURE	LA	1
1010	18" BOX AGGREGATE	CU	8
1020	18" CONCRETE FLOORING	SF	100
1030	CONCRETE FLOORING (RESTORED)	SF	100
1040	CONCRETE FLOORING (RESTORED)	SF	100
1050	CONCRETE FLOORING (RESTORED)	SF	100
1060	CONCRETE FLOORING (RESTORED)	SF	100
1070	CONCRETE FLOORING (RESTORED)	SF	100
1080	CONCRETE FLOORING (RESTORED)	SF	100
1090	CONCRETE FLOORING (RESTORED)	SF	100
1100	CONCRETE FLOORING (RESTORED)	SF	100
1110	CONCRETE FLOORING (RESTORED)	SF	100
1120	CONCRETE FLOORING (RESTORED)	SF	100
1130	CONCRETE FLOORING (RESTORED)	SF	100
1140	CONCRETE FLOORING (RESTORED)	SF	100
1150	CONCRETE FLOORING (RESTORED)	SF	100
1160	CONCRETE FLOORING (RESTORED)	SF	100
1170	CONCRETE FLOORING (RESTORED)	SF	100
1180	CONCRETE FLOORING (RESTORED)	SF	100
1190	CONCRETE FLOORING (RESTORED)	SF	100
1200	CONCRETE FLOORING (RESTORED)	SF	100

NEW YORK BOX	NO.	100
ADDENDUM NO. 5		

NEW JERSEY DEPARTMENT OF TRANSPORTATION

OUTFALL NO. 13
BULKHEAD OUTFALL
PLAN AND ELEVATION

ROUTE 35 CONTRACT NO. 004820321

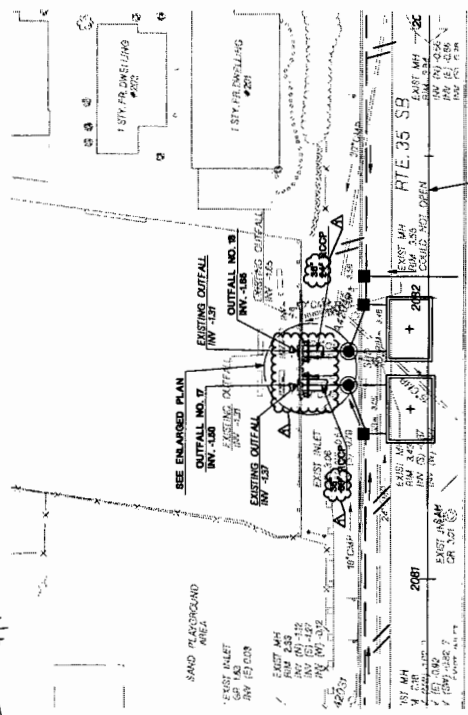
THE B.M.A. GROUP
CONTRACTOR OF AUTHORIZATION NO. 004820321
DATE: 11/11/2011
BY: J.J. MARICIC

NEW JERSEY PROFESSIONAL ENGINEER LICENSE NO. 004820321

614
630

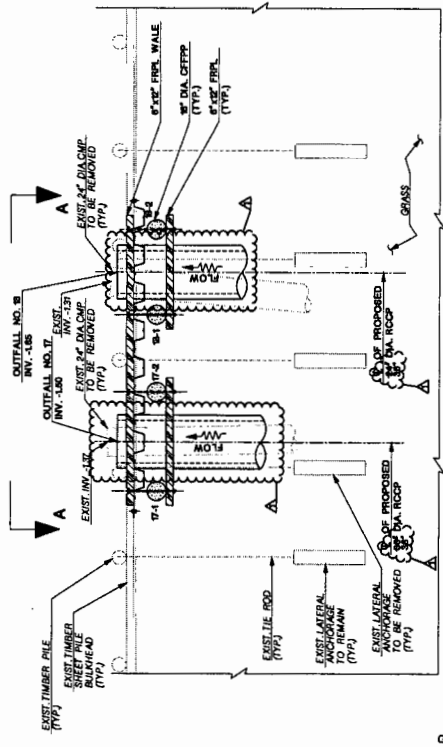
ADDENDUM 5
ATTACHMENT 23

TOWNSHIP OF TOMS RIVER



OUTFALL NOS. 17 & 18 PLAN
SCALE: 1" = 20'-0"

RTE. 35 SOUTHBOUND B



OUTFALL NOS. 17 & 18
ENLARGED BULKHEAD PLAN
SCALE: 1/4" = 1'-0"

- NOTES:
1. GENERAL NOTES, SUGGESTED SEQUENCE OF CONSTRUCTION, LEGEND, AND ADDITIONAL INFORMATION, SEE SHEET 5-A.
 2. FOR TYPICAL SECTIONS, ADDITIONAL DETAILS AND NOTES SEE SHEET 5-B.
 3. FOR PILE ENGAGEMENT DEPTHS AND ORDER LENGTHS, SEE SHEET 5-A.
 4. ALL EXISTING TIMBER CAP REMOVED FOR THE EXISTING BULKHEAD AND REPLACED WITH CONCRETE FULLED FIBERGLASS REINFORCED PLASTIC LUMBER, COLORS TO MATCH EXISTING MATERIALS.
 5. THE SHAPE OF THE OPENING SHALL CONFORM TO THE PIPE PROFILE AT THE BULKHEAD ACCOUNTING FOR SLOPE AND SWICH.

ITEM	DESCRIPTION	UNIT	CONTRACT QUANTITY
100000	CLEARING SITE STRUCTURE	LS	28
200000	18 DIA. AGGREGATE	CY	28
300000	PRECAST CONCRETE SHEET PILING (28'x18')	SF	144
400000	CONCRETE FULLED FIBERGLASS PIPE PILE (28'x18')	LF	560
500000	CONCRETE FULLED FIBERGLASS PIPE PILE (28'x18')	LF	560
600000	FIBERGLASS REINFORCED PLASTIC LUMBER	CF	280

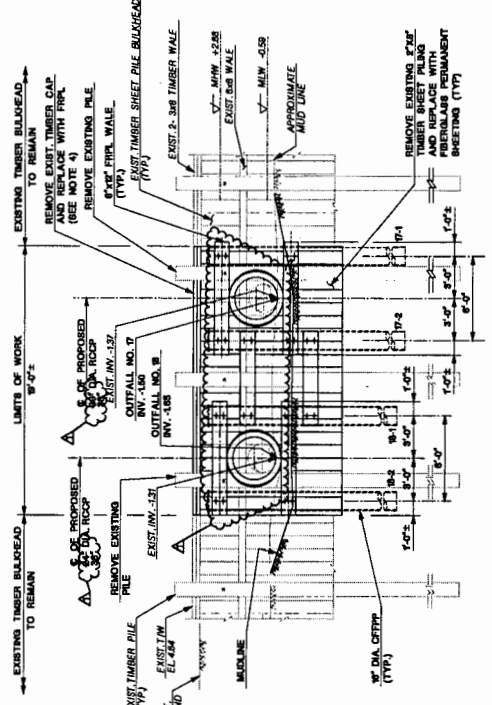
5 3
5 2

NEW JERSEY DEPARTMENT OF TRANSPORTATION
**OUTFALL NOS. 17 & 18
BULKHEAD AND OUTFALL
PLAN AND ELEVATION**
ROUTE 35 CONTRACT NO. 004850321

THE N.J. ROAD
OFFICE OF ADMINISTRATION
STATE STREET, TRENTON, N.J. 08646
DATE: 1/15/03
BY: JERRY PROFESSIONAL ENGINEER, P.E. (REGISTERED)

613
630

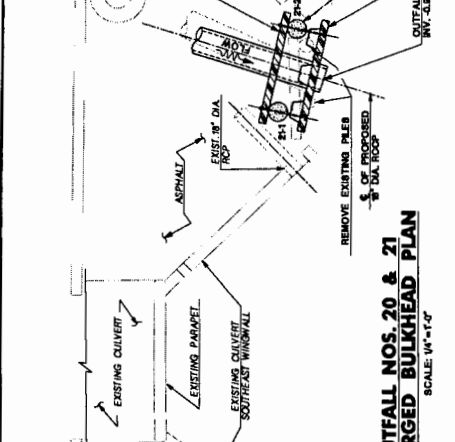
APPENDUM 5
ATTACHMENT 24



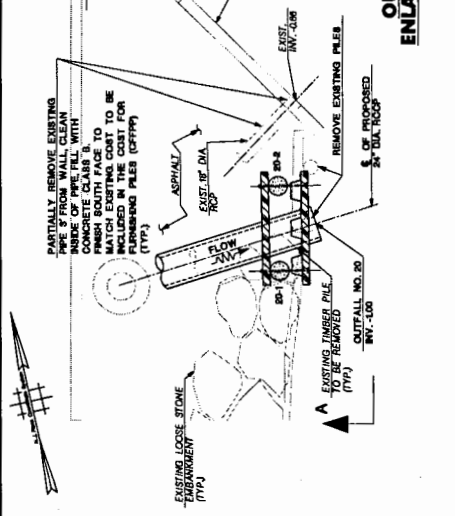
OUTFALL NOS. 17 & 18
ELEVATION A-A
SCALE: 1/4" = 1'-0"

REVISION BOX	5/3
ADDRESS NO. 1	5/3

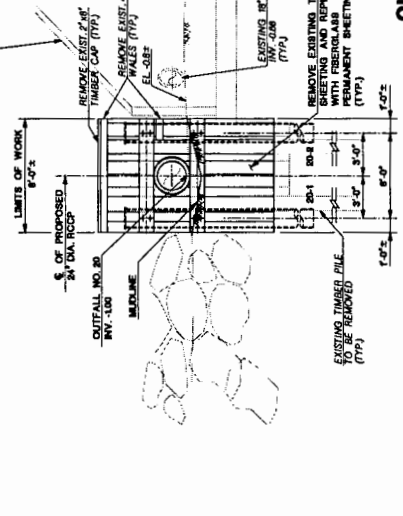
STATE N.J. FEDERAL PROJECT NO. BR-7044 (204)



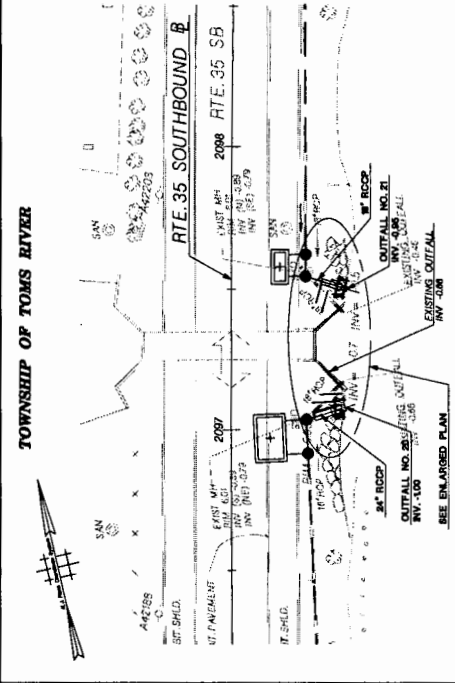
**OUTFALL NOS. 20 & 21
ENLARGED BULKHEAD PLAN**
SCALE: 1/4"=1'-0"



**OUTFALL NOS. 20 & 21
ELEVATION A-A**
SCALE: 1/4"=1'-0"



- NOTES:**
1. REFER TO GENERAL NOTES SUGGESTED RESOURCES FOR CONSTRUCTION LEGEND AND ADDITIONAL INFORMATION. SEE SHEET E-2.
 2. FOR TYPICAL SECTION, ADDITIONAL DETAILS AND NOTES SEE SHEET E-2.
 3. FOR PILE EMBEDMENT DEPTHS AND ORDER LENGTHS, SEE SHEET E-4.
 4. THE NAME OF THE OPENING SHALL COMPLY WITH THE PERMITS AND THE BULKHEAD ACCOUNTING FOR SLOPE AND SKEW.



OUTFALL NOS. 20 & 21 PLAN
SCALE: 1"=80'-0"

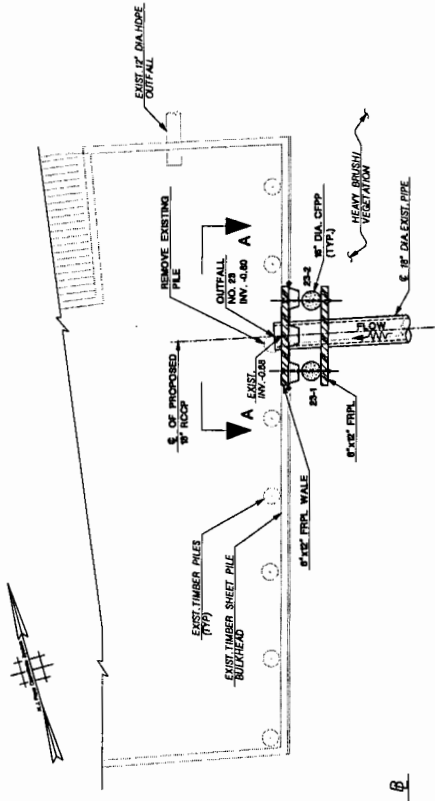
ITEM	DESCRIPTION	UNIT	CONTRACT QUANTITY
10000	CLEARING BULK STRUCTURE	LS	
10100	18\"/>		

NEW JERSEY DEPARTMENT OF TRANSPORTATION
**OUTFALL NOS. 20 & 21
 BULKHEAD OUTFALL
 PLAN AND ELEVATION**
 ROUTE 35
 CONTRACT NO. 004850321

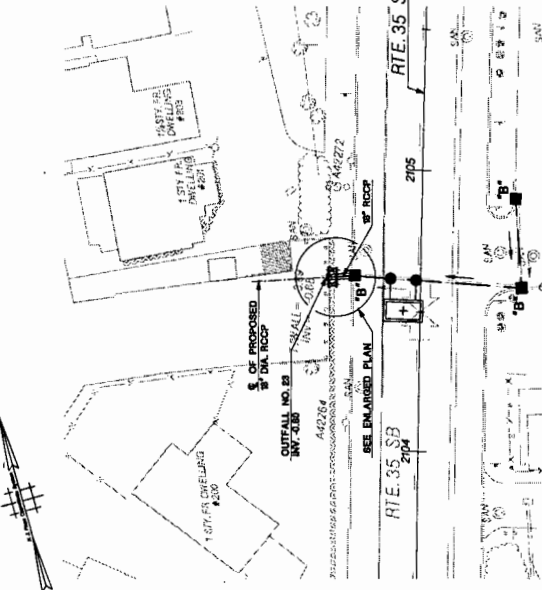
**ADDENDUM 5
 ATTACHMENT 25**

616
 630

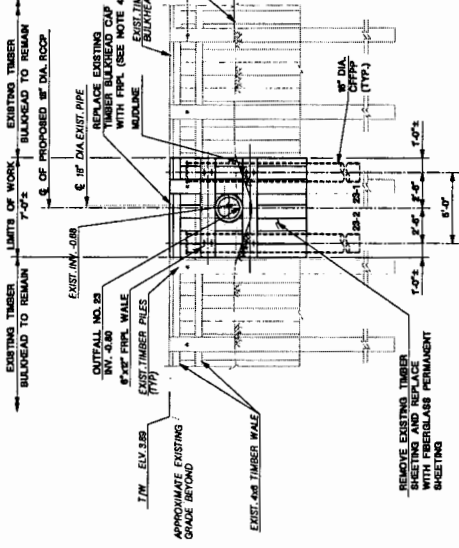
REVISION BOX
 ADDENDUM NO. 5



**OUTFALL NO. 23
ENLARGED BULKHEAD PLAN**
SCALE: 1/4"=1'-0"



OUTFALL NO. 23 PLAN
SCALE: 1"=100'-0"



OUTFALL NO. 23 ELEVATION
SCALE: 1/4"=1'-0"

ITEM NO.	DESCRIPTION	UNIT	CONTRACT QUANTITY
1	CLEARING SITE STRUCTURE	LS	1
2	TEMPORARY SHEETING	SF	20
3	PERMANENT SHEETING (FRP)	SF	20
4	CONCRETE FILL (FRP)	CY	10
5	FRP SHEETS	LF	20
6	FRP JOISTS	LF	20
7	FRP BRACKETS	EA	20
8	FRP BOLTS	EA	20
9	FRP NUTS	EA	20
10	FRP WASHERS	EA	20
11	FRP ANCHORS	EA	20
12	FRP BRACKETS	EA	20
13	FRP BOLTS	EA	20
14	FRP NUTS	EA	20
15	FRP WASHERS	EA	20
16	FRP ANCHORS	EA	20
17	FRP BRACKETS	EA	20
18	FRP BOLTS	EA	20
19	FRP NUTS	EA	20
20	FRP WASHERS	EA	20
21	FRP ANCHORS	EA	20
22	FRP BRACKETS	EA	20
23	FRP BOLTS	EA	20
24	FRP NUTS	EA	20
25	FRP WASHERS	EA	20
26	FRP ANCHORS	EA	20
27	FRP BRACKETS	EA	20
28	FRP BOLTS	EA	20
29	FRP NUTS	EA	20
30	FRP WASHERS	EA	20
31	FRP ANCHORS	EA	20
32	FRP BRACKETS	EA	20
33	FRP BOLTS	EA	20
34	FRP NUTS	EA	20
35	FRP WASHERS	EA	20
36	FRP ANCHORS	EA	20
37	FRP BRACKETS	EA	20
38	FRP BOLTS	EA	20
39	FRP NUTS	EA	20
40	FRP WASHERS	EA	20
41	FRP ANCHORS	EA	20
42	FRP BRACKETS	EA	20
43	FRP BOLTS	EA	20
44	FRP NUTS	EA	20
45	FRP WASHERS	EA	20
46	FRP ANCHORS	EA	20
47	FRP BRACKETS	EA	20
48	FRP BOLTS	EA	20
49	FRP NUTS	EA	20
50	FRP WASHERS	EA	20
51	FRP ANCHORS	EA	20
52	FRP BRACKETS	EA	20
53	FRP BOLTS	EA	20
54	FRP NUTS	EA	20
55	FRP WASHERS	EA	20
56	FRP ANCHORS	EA	20
57	FRP BRACKETS	EA	20
58	FRP BOLTS	EA	20
59	FRP NUTS	EA	20
60	FRP WASHERS	EA	20
61	FRP ANCHORS	EA	20
62	FRP BRACKETS	EA	20
63	FRP BOLTS	EA	20
64	FRP NUTS	EA	20
65	FRP WASHERS	EA	20
66	FRP ANCHORS	EA	20
67	FRP BRACKETS	EA	20
68	FRP BOLTS	EA	20
69	FRP NUTS	EA	20
70	FRP WASHERS	EA	20
71	FRP ANCHORS	EA	20
72	FRP BRACKETS	EA	20
73	FRP BOLTS	EA	20
74	FRP NUTS	EA	20
75	FRP WASHERS	EA	20
76	FRP ANCHORS	EA	20
77	FRP BRACKETS	EA	20
78	FRP BOLTS	EA	20
79	FRP NUTS	EA	20
80	FRP WASHERS	EA	20
81	FRP ANCHORS	EA	20
82	FRP BRACKETS	EA	20
83	FRP BOLTS	EA	20
84	FRP NUTS	EA	20
85	FRP WASHERS	EA	20
86	FRP ANCHORS	EA	20
87	FRP BRACKETS	EA	20
88	FRP BOLTS	EA	20
89	FRP NUTS	EA	20
90	FRP WASHERS	EA	20
91	FRP ANCHORS	EA	20
92	FRP BRACKETS	EA	20
93	FRP BOLTS	EA	20
94	FRP NUTS	EA	20
95	FRP WASHERS	EA	20
96	FRP ANCHORS	EA	20
97	FRP BRACKETS	EA	20
98	FRP BOLTS	EA	20
99	FRP NUTS	EA	20
100	FRP WASHERS	EA	20

REVISION BOX	NO.	DATE	DESCRIPTION

ATTACHMENT NO. 5

- NOTES:**
- FOR GENERAL NOTES SUGGESTED SEQUENCE OF CONSTRUCTION, LEGEND, AND ADDITIONAL INFORMATION, SEE SHEET 9-2.
 - FOR TYPICAL SECTION, ADDITIONAL DETAILS AND NOTES SEE SHEET 8-2.
 - FOR PILE EMBEDMENT DEPTHS AND ORDER LENGTHS, SEE SHEET 8-4.
 - ALL EXISTING TIMBER PILES REMOVED FOR THE CONSTRUCTION OF THIS BULKHEAD SHALL BE RESTORED AND PAID FOR UNDER THE ITEM "FRP/FRP REINFORCED PLASTIC LUMBER, COLOR TO MATCH EXISTING MATERIALS."
 - THE SHAPE OF THE OFFSHORE SHALL CONFORM TO THE PIPE PROFILE AT THE BULKHEAD AND ACCOUNTING FOR SLOPE AND BREW.

NEW JERSEY DEPARTMENT OF TRANSPORTATION

**OUTFALL NO. 23
BULKHEAD BULKHEAD
PLAN AND ELEVATION**

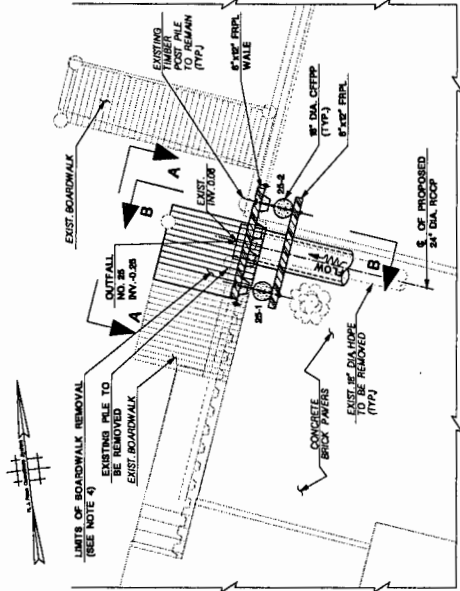
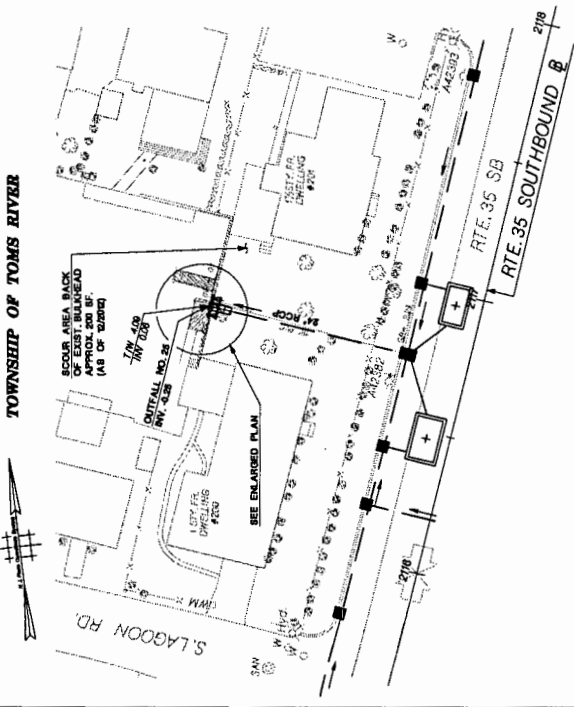
ROUTE 35 CONTRACT NO. 040950201

DATE: 10/15/10
DRAWN BY: [Signature]
CHECKED BY: [Signature]
SCALE: AS SHOWN

**ADDENDUM 5
ATTACHMENT 26**

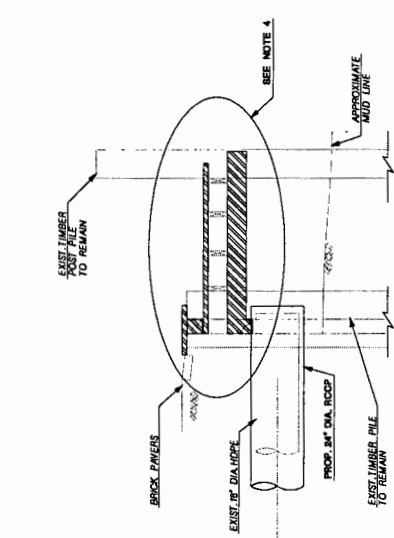
OUTFALL NO. 23 ELEVATION
SCALE: 1/4"=1'-0"

TOWNSHIP OF TOMS RIVER

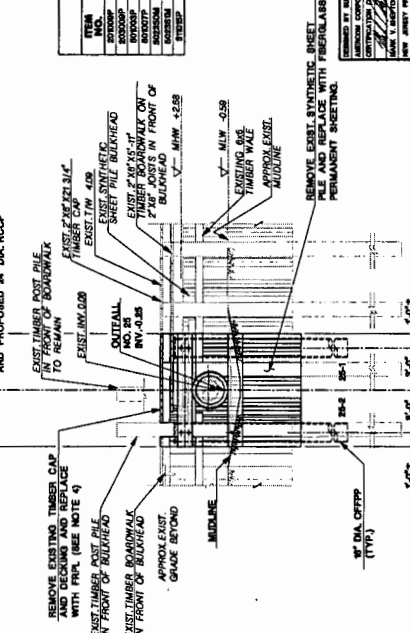


- NOTES:**
- FOR GENERAL NOTES, REFERRED SEQUENCE OF SHEETS AND BY ADDITIONAL INFORMATION SEE SHEET S.1.
 - FOR TYPICAL SECTIONS, ADDITIONAL DETAILS AND NOTES SEE SHEET S.2.
 - FOR PILE EMBEDMENT DEPTHS AND ORDER LENGTHS, SEE SHEET S.4.
 - ALL EXISTING BOARDWALK AND CAP REMOVED FOR THE CONSTRUCTION OF OUTFALL SHALL BE RESTORED TO ORIGINAL CONDITION USING 2" X 6" LUMBER, UNREFINISHED PLASTIC LUMBER, COLORS TO MATCH EXISTING MATERIALS.
 - THE SHAPE OF THE OPENING SHALL CONFORM TO THE PIPE PROFILE AT THE BULKHEAD ACCOUNTING FOR SLOPE AND BREW.

OUTFALL NO. 25 SECTION B-B
SCALE 1/800'



OUTFALL NO. 25 ELEVATION A-A
SCALE 1/4'



ITEM NO.	DESCRIPTION	UNIT	CONTRACT QUANTITY
010000	CLEARING WITH STRUCTURE	LS	1
020000	PILE BOLD	CY	11
030000	TEMPORARY BRETTING (PRESERVE AS)	BF	144
040000	CONCRETE FILL (PRESERVE AS)	CY	11
050000	CONCRETE FILL (PRESERVE AS) PIPE FURNISHED BY CONTRACTOR	LF	48
060000	PRESERVE AS	LF	48
070000	PRESERVE AS	LF	48
080000	PRESERVE AS	LF	48

NEW JERSEY DEPARTMENT OF TRANSPORTATION
OUTFALL NO. 25
BULKHEAD OUTFALL
PLAN AND ELEVATION
ROUTE 35
CONTRACT NO. 004850321

THE BULK HEAD
DESIGNED BY: *[Signature]*
CHECKED BY: *[Signature]*
DATE: 11/15/01
PROJECT: BULKHEAD OUTFALL, ESTABLISH BULKHEAD

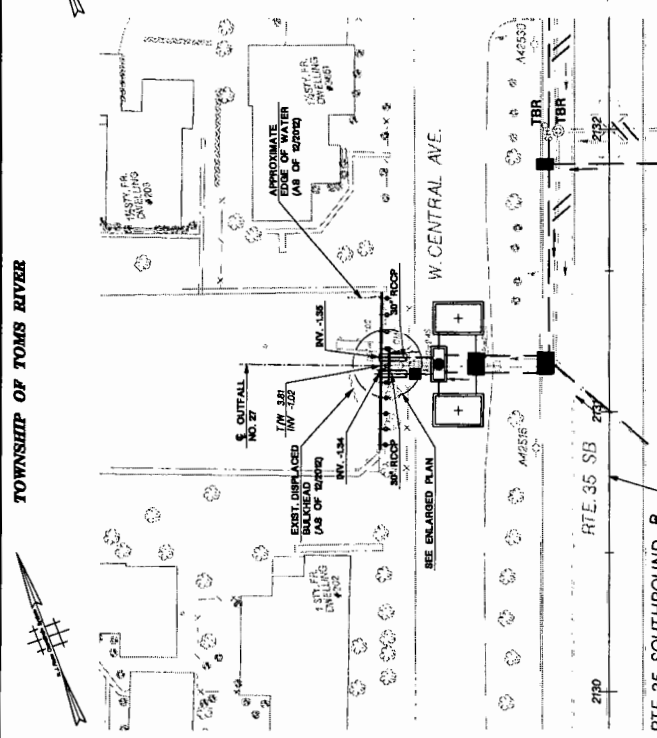
619
630

ADDENDUM 5
ATTACHMENT 28

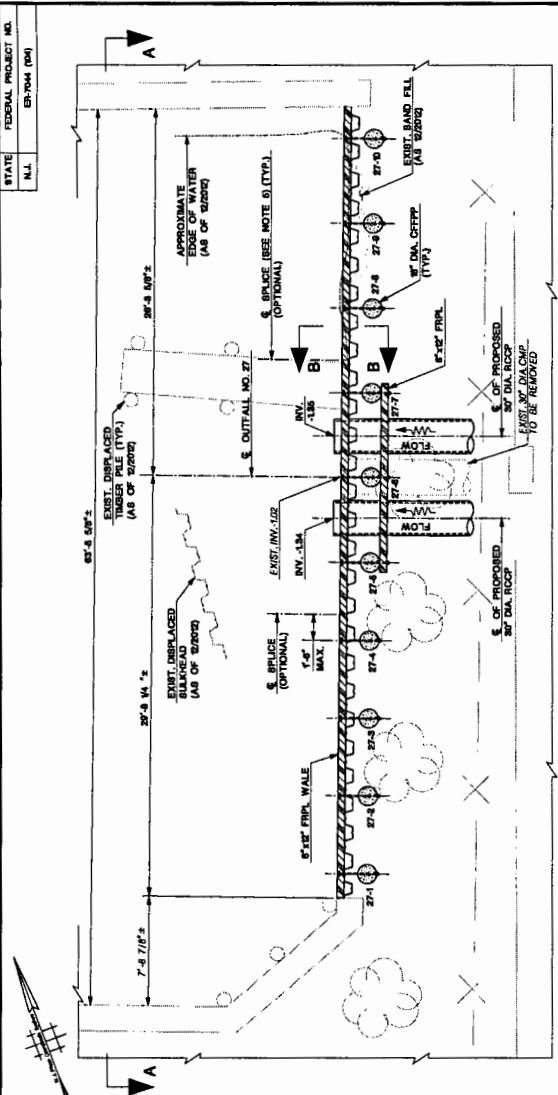
REVISION BOX	NO.
ADDENDUM NO. 5	NO.

STATE FEDERAL PROJECT NO.
N.J. EN-7044 (00)

TOWNSHIP OF TOMS RIVER

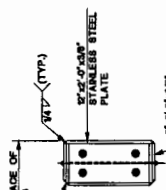


OUTFALL NO. 27 PLAN
SCALE: 1"=20'-0"



OUTFALL NO. 27
ENLARGED BULKHEAD PLAN
SCALE: 1/4"=1'-0"

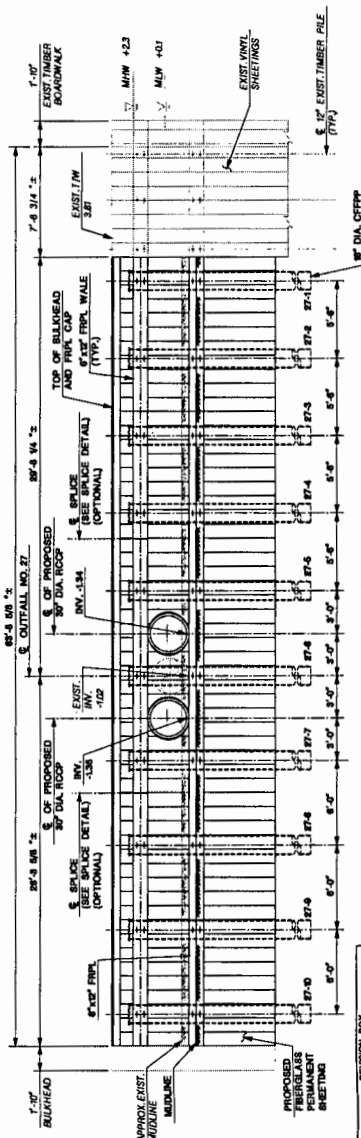
- NOTES:
1. SEE MAIN NOTES, INDICATES REFERENCE OF CONSTRUCTION, LEGEND, AND ADDITIONAL INFORMATION, SEE SHEET B-3.
 2. FOR TYPICAL SECTIONS, ADDITIONAL DETAILS AND NOTES SEE SHEET B-2.
 3. FOR PILE EMBEDMENT DEPTHS AND ORDER LENGTHS, SEE SHEET B-4.
 4. THE BRIDGE SHALL CONFORM TO THE BRIDGE AT THE BULKHEAD ACCOUNTING FOR SLOPE AND SKEW.
 5. STAGGER LOCATION OF OPTIONAL BRICES BETWEEN TOP AND BOTTOM WALES.



SECTION B-B
SCALE: 1/2"=1'-0"



SPLICE DETAIL
SCALE: 1/2"=1'-0"



OUTFALL NO. 27 ELEVATION A-A
SCALE: 1/4"=1'-0"

NO.	DESCRIPTION	UNIT	QUANTITY
1	CLEARING WITH REMOVAL OF EXISTING	LS	1
2	14" BOLL AGGREGATE	CY	90
3	PERMANENT SHEETING (FIBERGLASS)	SF	448
4	CONCRETE FILL FIBERGLASS PIPE PILE (FINISHED 36" DIAMETER)	LF	60
5	6" DIA. STAINLESS STEEL BRIDGE 36" DIAMETER	LF	60
6	FIBERGLASS REINFORCED PLASTIC LUMBER	LF	240

NEW JERSEY DEPARTMENT OF TRANSPORTATION

**OUTFALL NO. 27
BULKHEAD OUTFALL
PLAN AND ELEVATION**

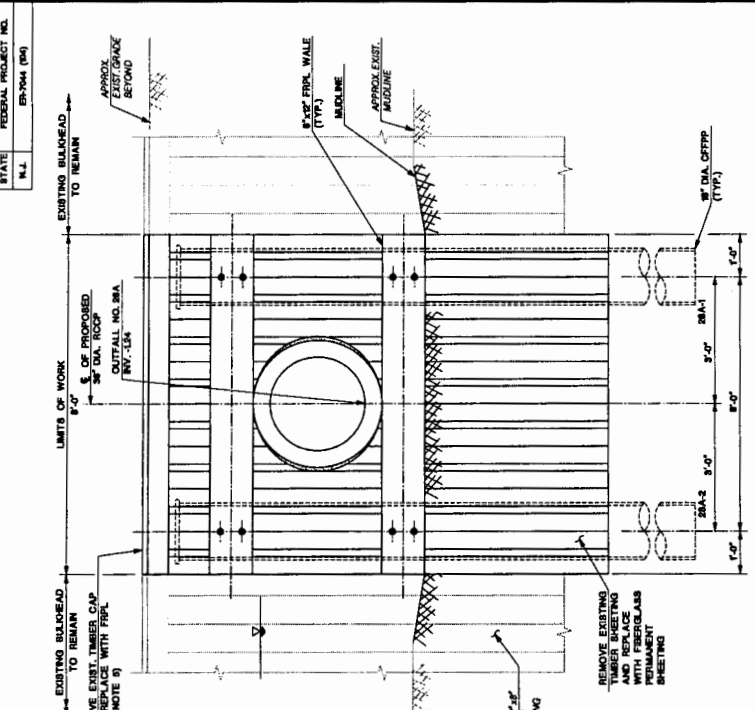
ROUTE 35 CONTRACT NO. 044600021

THE BAA GROUP
CORPORATE OFFICE: 1000 WASHINGTON BLVD., SUITE 200
NEW JERSEY PROFESSIONAL ENGINEERS AND ARCHITECTS

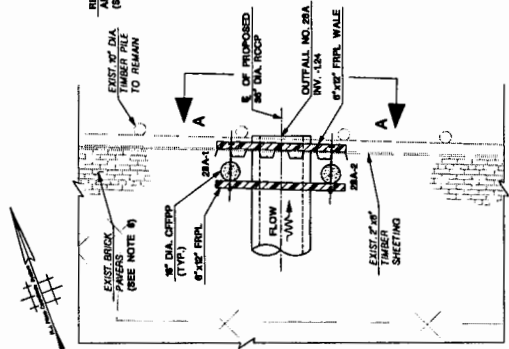
631
630

ADDENDUM 5
ATTACHMENT 30

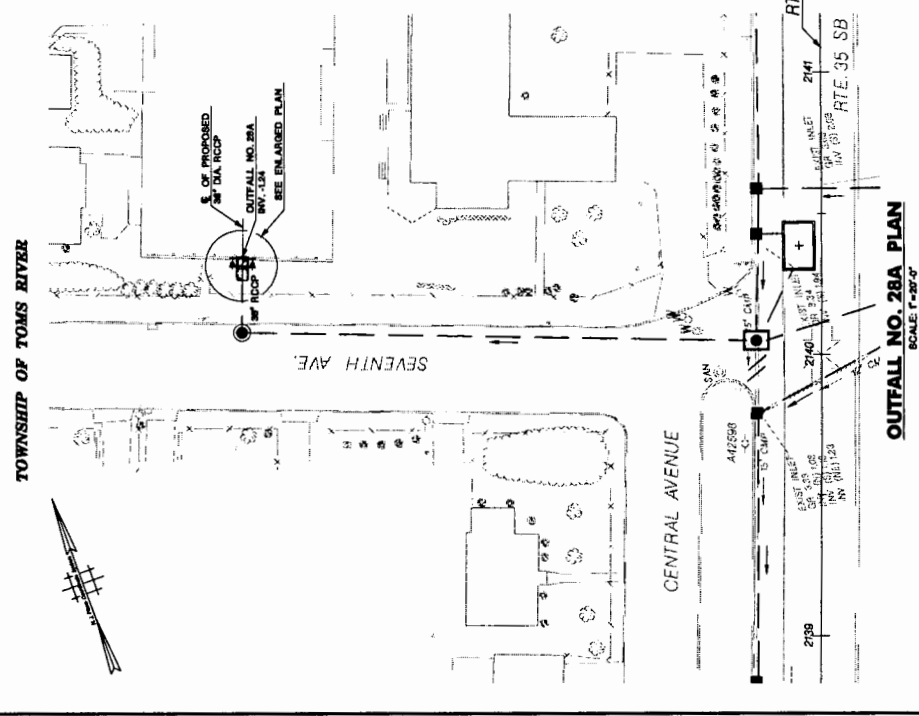
STATE FEDERAL PROJECT NO.
N.J. BR-7004 (84)



OUTFALL NO. 28A ELEVATION A-A
SCALE 3/4"=1'-0"



OUTFALL NO. 28A ENLARGED BULKHEAD PLAN
SCALE 1/4"=1'-0"



OUTFALL NO. 28A PLAN
SCALE 1/4"=1'-0"

RIE. 35 SOUTHBOUND

- NOTES:**
1. FOR GENERAL NOTES, SUGGESTED SEQUENCE OF CONSTRUCTION, LEGEND, AND ADDITIONAL INFORMATION, SEE SHEET B-2.
 2. FOR TYPICAL SECTIONS, DETAILS AND ADDITIONAL NOTES, SEE SHEET B-3.
 3. FOR PILE EMBEDMENT DEPTHS AND ORDER LENGTHS, SEE SHEET B-4.
 4. THE NAME OF THE CEMENT SHALL CONFORM TO THE PMV PROFILE OF THE BULKHEAD ACCOUNTING FOR SLOPE AND SKEW.
 5. ALL EXISTING TIMBER CAP SHALL BE RESTORED AND PAID FOR UNDER THE ITEM 'REINFORCED PLASTIC LUMBER', COLOR TO MATCH EXISTING MATERIAL.
 6. BRICK PAVEMENT REMOVED SHALL BE RESTORED TO ORIGINAL CONDITION OF WORK. ANY DAMAGED BRICK PAVEMENT SHALL BE REPLACED IN KIND AT NO COST TO THE STATE DEPARTMENT. PAYMENT OF MATERIALS AND LABOR SHALL BE INCLUDED IN THE PAY ITEM 'CLEARING SITE STRUCTURE'.

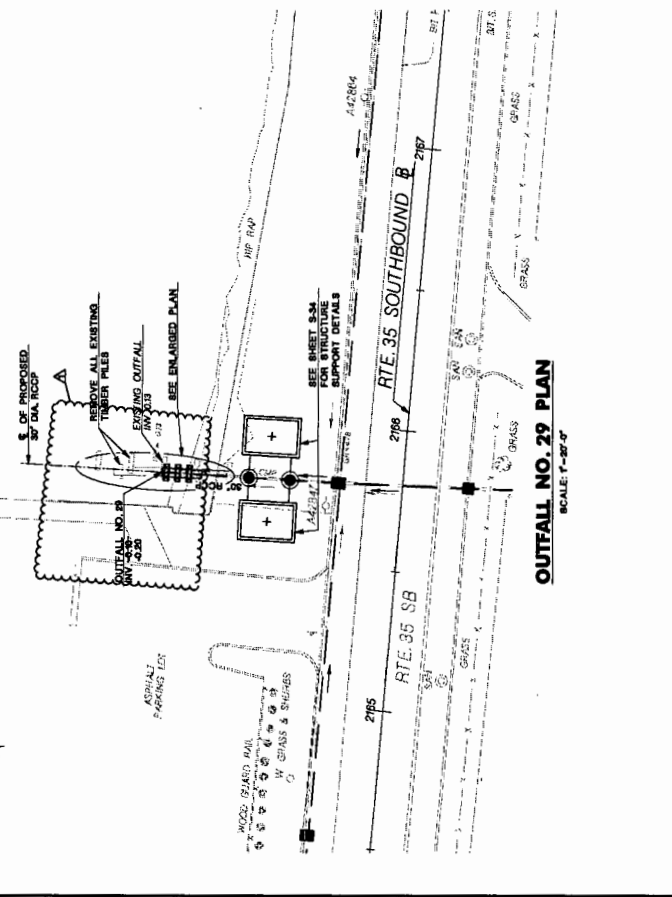
ITEM NO.	DESCRIPTION	UNIT	CONTRACT QUANTITY
010000	CONCRETE	CU YD	1
020000	STEEL	TON	1
030000	TEMPORARY BRICKWORK	SF	50
040000	PERMANENT BRICKWORK	SF	50
050000	CONCRETE FILL	CU YD	50
060000	CONCRETE FILL PER PILE DRIVEN W/ DIAMETER	CU YD	50
070000	REINFORCED PLASTIC LUMBER	CU YD	50

NEW JERSEY DEPARTMENT OF TRANSPORTATION
OUTFALL NO. 28A BULKHEAD OUTFALL PLAN AND ELEVATION
ROUTE 35 CONTRACT NO. 004890321
THE NEW JERSEY DEPARTMENT OF TRANSPORTATION
OFFICE OF ADMINISTRATION
622 630

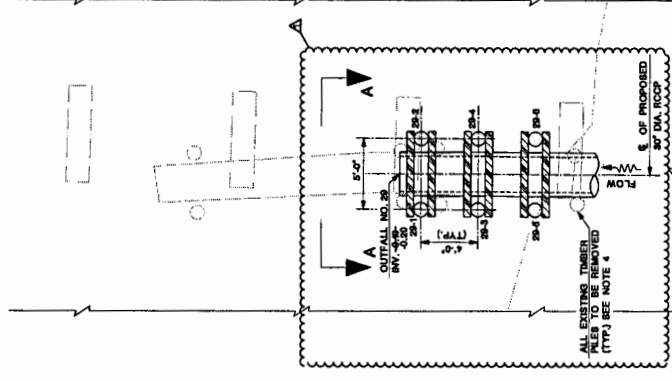
ADDENDUM 5 ATTACHMENT 31

REVISION BOX
ADDENDUM NO. 1 6/73

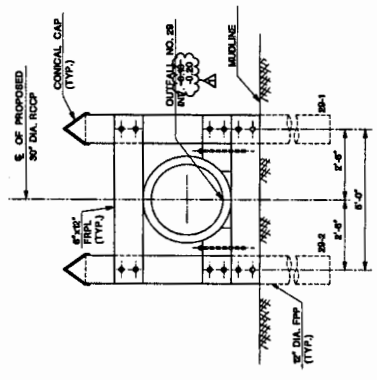
STATE FEDERAL PROJECT NO.
N.J. EN-2044 (P4)



OUTFALL NO. 29 PLAN
SCALE: 1"=20'-0"



OUTFALL NO. 29 ENLARGED PLAN
SCALE: 1/4"=1'-0"



OUTFALL NO. 29 ELEVATION A-A
SCALE: 1/4"=1'-0"

- NOTES:**
- FOR GENERAL NOTES, SUGGESTED SEQUENCE OF CONSTRUCTION, LEGEND, AND ADDITIONAL INFORMATION SEE SHEET 8-4.
 - FOR TYPICAL SECTIONS, ADDITIONAL DETAILS AND NOTES SEE NOTES 8-4.
 - FOR PILE EMBEDMENT DEPTHS AND ORDER LENGTHS, SEE SHEET 8-4.
 - REMOVE ALL EXISTING PILES AND SUPPORTING MEMBERS PRIOR TO INSTALLATION OF NEW OUTFALL COAST TO BE INCLUDED UNDER CLEARING SITE STRUCTURE.

ITEM NO.	DESCRIPTION	UNIT	CONTRACT QUANTITY
80000	CLEARING SITE STRUCTURE	LS	1.00
80001	CONCRETE FILL FIBERGLASS PIPE PILE FURNISHED BY CONTRACTOR	LF	600.00
80002	CONCRETE FILL FIBERGLASS PIPE PILE FURNISHED BY CONTRACTOR	LF	600.00
80003	FIBERGLASS PIPE PILE FURNISHED BY CONTRACTOR	LF	600.00
80004	FIBERGLASS PIPE PILE FURNISHED BY CONTRACTOR	LF	600.00
80005	REINFORCEMENT STEEL, EPOXY COATING	LB	250.00
80006	REINFORCEMENT STEEL, EPOXY COATING	LB	250.00
80007	FIBERGLASS REINFORCED PLASTIC LUMBER	CF	144.00

NEW JERSEY DEPARTMENT OF TRANSPORTATION

OUTFALL NO. 29
BEACH OUTFALL
PLAN AND ELEVATION

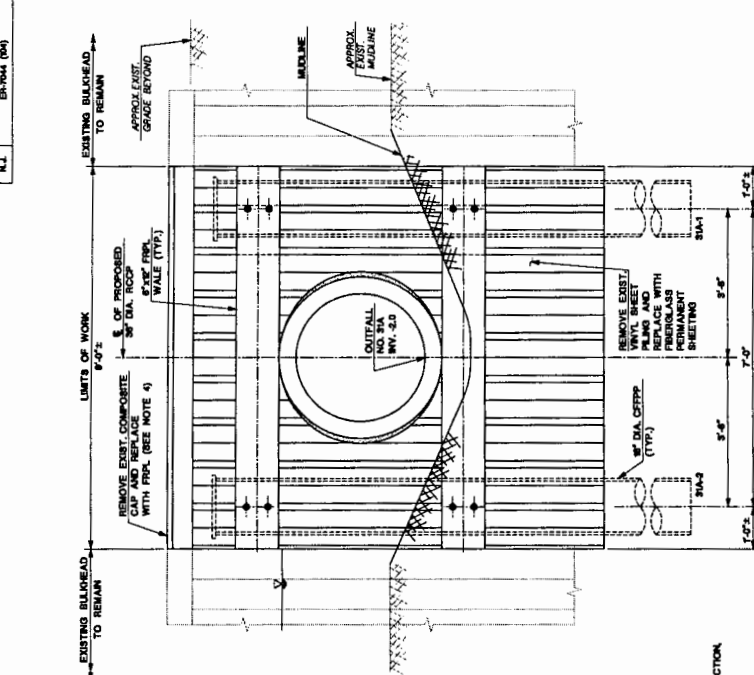
ROUTE 35 CONTRACT NO. 004850321

THE PILE SHOP
CENTRAL AVENUE, HILLSBORO, NJ 08064
JAMES J. MARSHALL
JULY 1, 1978
NEW JERSEY PROFESSIONAL ENGINEER NO. 14870

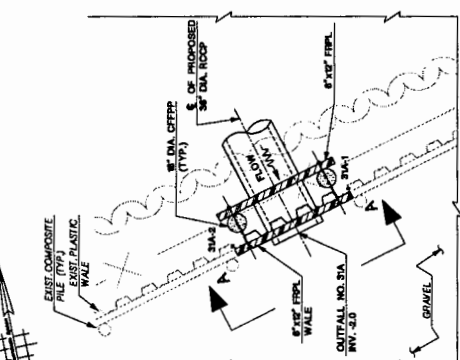
623
630

ADDENDUM 5
ATTACHMENT 32

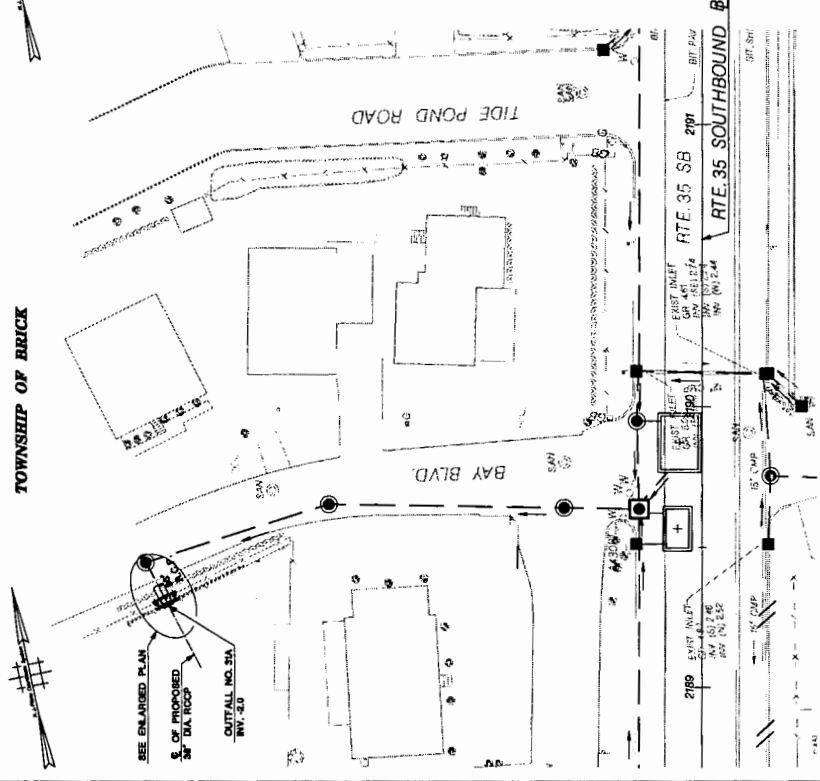
REVISION BOX
ADDENDUM NO. 5
8/78



OUTFALL NO. 31A ELEVATION A-A
SCALE: 3/4"=1'-0"



OUTFALL NO. 31A ENLARGED BULKHEAD PLAN
SCALE: 1/4"=1'-0"



OUTFALL NO. 31A PLAN
SCALE: 1/4"=1'-0"

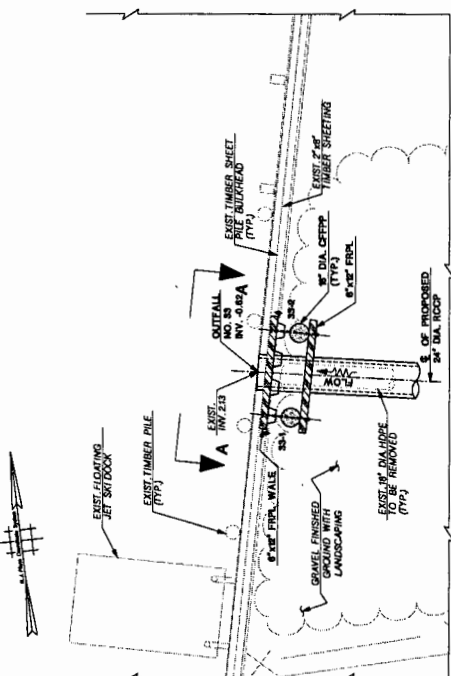
- NOTES:**
- FOR GENERAL NOTES, SUGGESTED SEQUENCE OF CONSTRUCTION, LEGEND AND ADDITIONAL INFORMATION, SEE SHEET S-3.
 - FOR TYPICAL SECTIONS, ADDITIONAL DETAILS AND NOTES, SEE SHEET S-2.
 - FOR PIPE EMBEDEDMENT DEPTH AND ORDER LENGTHS, SEE SHEET S-4.
 - ALL EXISTING COMPOSITE CAP REMOVED FOR THE CONSTRUCTION SHALL BE RESTORED AND PAID FOR UNDER THE ITEM NUMBER FOR RESTORATION OF EXISTING MATRIALS.
 - THE SHAPE OF THE OPENING SHALL CONFORM TO THE P&E PROFILE AT THE BULKHEAD ACCOUNTING FOR SLOPE AND SKEW.

ITEM	DESCRIPTION	UNIT	CONTRACT QUANTITY
2189	CONCRETE FILL	CY	1.0
2190	FRP (FIBERGLASS REINFORCED PLASTIC) LUMBER	LF	10.0
2191	FRP (FIBERGLASS REINFORCED POLYMER) SHEETING	SF	30.0
2192	FRP (FIBERGLASS REINFORCED POLYMER) SHEETING	SF	30.0
2193	FRP (FIBERGLASS REINFORCED POLYMER) SHEETING	SF	30.0
2194	FRP (FIBERGLASS REINFORCED POLYMER) SHEETING	SF	30.0
2195	FRP (FIBERGLASS REINFORCED POLYMER) SHEETING	SF	30.0
2196	FRP (FIBERGLASS REINFORCED POLYMER) SHEETING	SF	30.0
2197	FRP (FIBERGLASS REINFORCED POLYMER) SHEETING	SF	30.0
2198	FRP (FIBERGLASS REINFORCED POLYMER) SHEETING	SF	30.0
2199	FRP (FIBERGLASS REINFORCED POLYMER) SHEETING	SF	30.0

ADDENDUM 5 ATTACHMENT 33

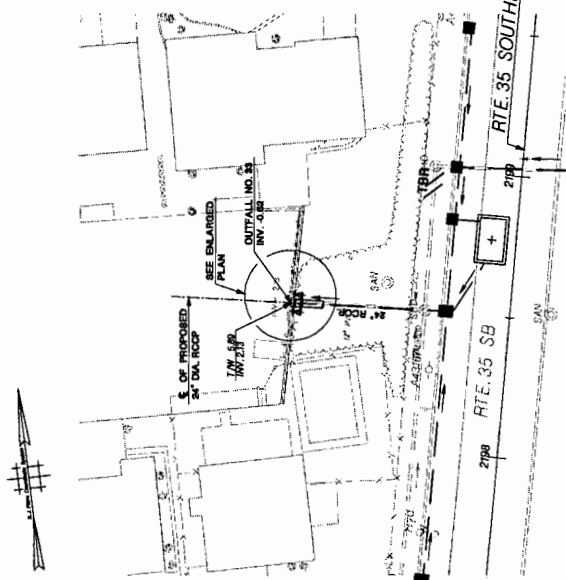
NO.	DATE	REVISION

- NOTES:**
- FOR GENERAL NOTES, SUGGESTED SEQUENCE OF CONSTRUCTION, LEGEND, AND ADDITIONAL INFORMATION SEE SHEET B-1.
 - FOR TYPICAL SECTIONS, ADDITIONAL DETAILS AND NOTES SEE SHEET B-2.
 - FOR PILE EMBEDMENT DEPTHS AND ORDER LENGTHS, SEE SHEET B-4.
 - ALL EXISTING TIMBER CAP REMOVED FOR THE CONSTRUCTION OF OUTFALL SHALL BE RESTORED AND PAID FOR UNDER THE ITEM "FIBERGLAS REINFORCED CONCRETE FILLER TO MATCH EXISTING MATERIALS."
 - THE SHAPE OF THE OPENING SHALL CONFORM TO THE SHAPES OF THE BULKHEAD ACCORDING TO SLOPE AND SIZE.

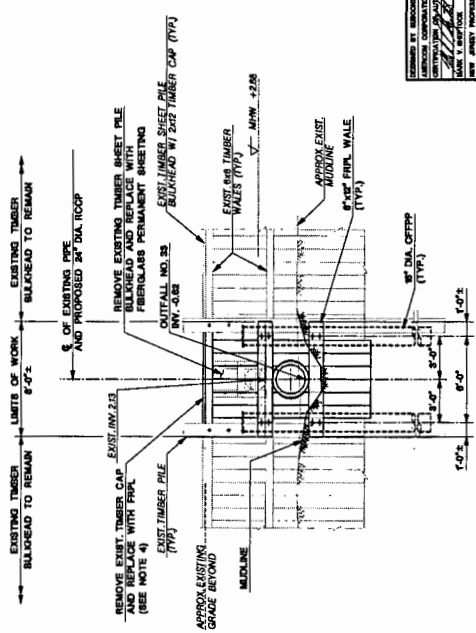


**OUTFALL NO. 33
ENLARGED BULKHEAD PLAN**
SCALE: W=1'-0"

BRICK TOWNSHIP



OUTFALL NO. 33 PLAN
SCALE: 1"=20'-0"



OUTFALL NO. 33 ELEVATION A-A
SCALE: W=1'-0"

ITEM NO.	DESCRIPTION	UNIT	CONTRACT QUANTITY
100000	CLAYMATS, SITE STRUCTURE	CY	1
200000	14 DIA. AGGREGATE	CY	1
300000	TEMPORARY SHEETING	SF	50
400000	CONCRETE FILLER TO MATCH EXISTING	SF	40
500000	CONCRETE FILLER TO MATCH EXISTING	SF	40
600000	CONCRETE FILLER TO MATCH EXISTING	SF	40
700000	CONCRETE FILLER TO MATCH EXISTING	SF	40
800000	CONCRETE FILLER TO MATCH EXISTING	SF	40
900000	CONCRETE FILLER TO MATCH EXISTING	SF	40
1000000	CONCRETE FILLER TO MATCH EXISTING	SF	40

QUANTITIES

ITEM NO.	DESCRIPTION	UNIT	CONTRACT QUANTITY
100000	CLAYMATS, SITE STRUCTURE	CY	1
200000	14 DIA. AGGREGATE	CY	1
300000	TEMPORARY SHEETING	SF	50
400000	CONCRETE FILLER TO MATCH EXISTING	SF	40
500000	CONCRETE FILLER TO MATCH EXISTING	SF	40
600000	CONCRETE FILLER TO MATCH EXISTING	SF	40
700000	CONCRETE FILLER TO MATCH EXISTING	SF	40
800000	CONCRETE FILLER TO MATCH EXISTING	SF	40
900000	CONCRETE FILLER TO MATCH EXISTING	SF	40
1000000	CONCRETE FILLER TO MATCH EXISTING	SF	40

REVISION BOX

NO.	DESCRIPTION

ADDRESS: MS. 1 478

NEW JERSEY DEPARTMENT OF TRANSPORTATION

**OUTFALL NO. 33
BULKHEAD OUTFALL
PLAN AND ELEVATION**

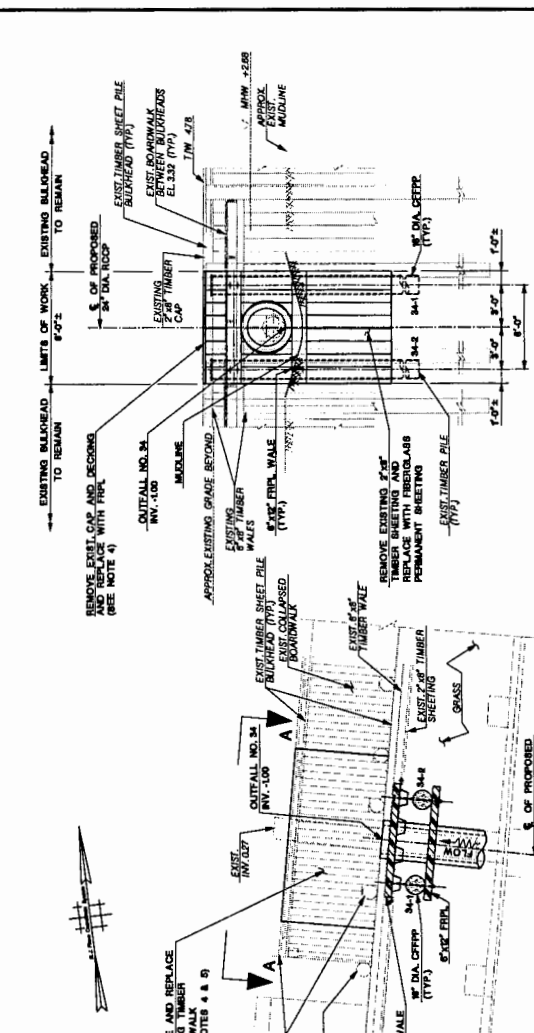
ROUTE 35 CONTRACT NO. 004850321

THE BSA GROUP
CORPORATE OFFICE: 1000 W. BROADWAY, SUITE 1000, NEWARK, NJ 07102
TEL: 973.476.1000 FAX: 973.476.1001

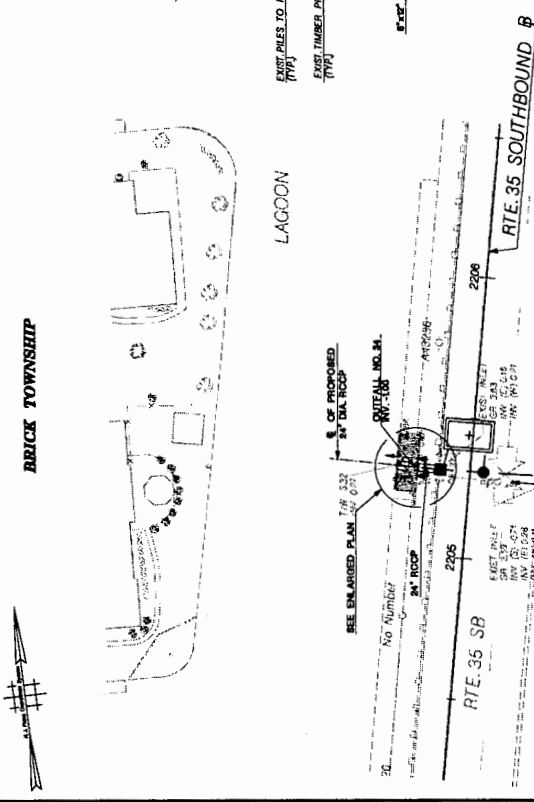
625 630

**ADDENDUM 5
ATTACHMENT 34**

STATE FEDERAL PROJECT NO.
N.J. BR-7044 (RM)



OUTFALL NO. 34 ELEVATION A-A
SCALE 1" = 1'-0"



OUTFALL NO. 34 ENLARGED BULKHEAD PLAN
SCALE 1" = 1'-0"

OUTFALL NO. 34 ENLARGED BULKHEAD PLAN
SCALE 1" = 1'-0"

OUTFALL NO. 34 PLAN
SCALE 1" = 1'-0"

- NOTES:**
- FOR GENERAL NOTES SUGGESTED SEQUENCE OF CONSTRUCTION SEE SHEET B-1. FOR ADDITIONAL INFORMATION SEE SHEET B-1.
 - FOR TYPICAL SECTIONS, ADDITIONAL DETAILS AND NOTES SEE SHEET B-2.
 - FOR PILE EMBEDMENT DEPTHS AND ORDER LENGTHS SEE SHEET B-4.
 - ALL EXISTING BOARDWALK AND CAP REMOVED FOR THE CONSTRUCTION OF OUTFALL SHALL BE RESTORED AND PAID FOR UNDER THE ITEM "RESTORATION OF EXISTING LUMBER" COLORS TO MATCH EXISTING MATERIALS.
 - CONTRACTOR TO COORDINATE WITH MARSHAL SUP OWNER REGARDING ACCESS TO BOAT SLIP DURING CONSTRUCTION.
 - THE SHAPE OF THE OPENING SHALL CONFORM TO THE PIPE PROFILE AT THE BULKHEAD ACCOUNTING FOR SLOPE AND BREW.

ITEM NO.	DESCRIPTION	UNIT	CONTRACT QUANTITY
22005	CLEARING SITE STRUCTURE	LS	1
22006	TEMPORARY BRITING	SF	840
22007	PERMANENT BRITING (FIBERGLASS)	SF	840
22008	CONCRETE FALLO FIBERGLASS PILE (1\"/>		

REVISION NO.	
APPROVAL NO. 1	475

NEW JERSEY DEPARTMENT OF TRANSPORTATION

OUTFALL NO. 34 BULKHEAD OUTFALL PLAN AND ELEVATION

ROUTE 35 CONTRACT NO. 06A693021

THE ENGINEER OF RECORD FOR THIS PROJECT IS:

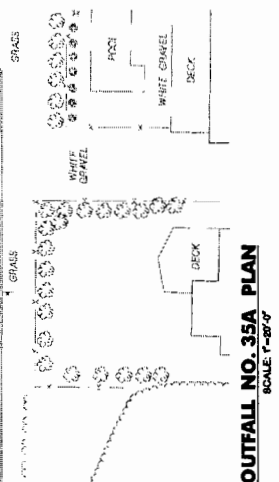
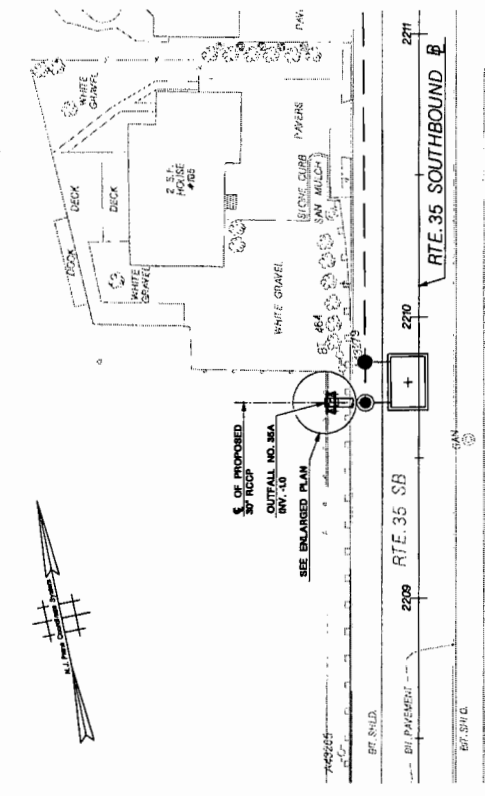
[Signature]
JOHN J. LAMARCA
PE, CIVIL ENGINEERING, LICENSE NO. 1438

624 639

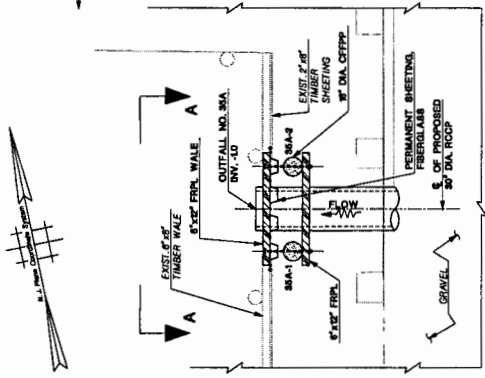
APPENDUM 5 ATTACHMENT 35

STATE N.J. FEDERAL PROJECT NO. BR-7044 (04)

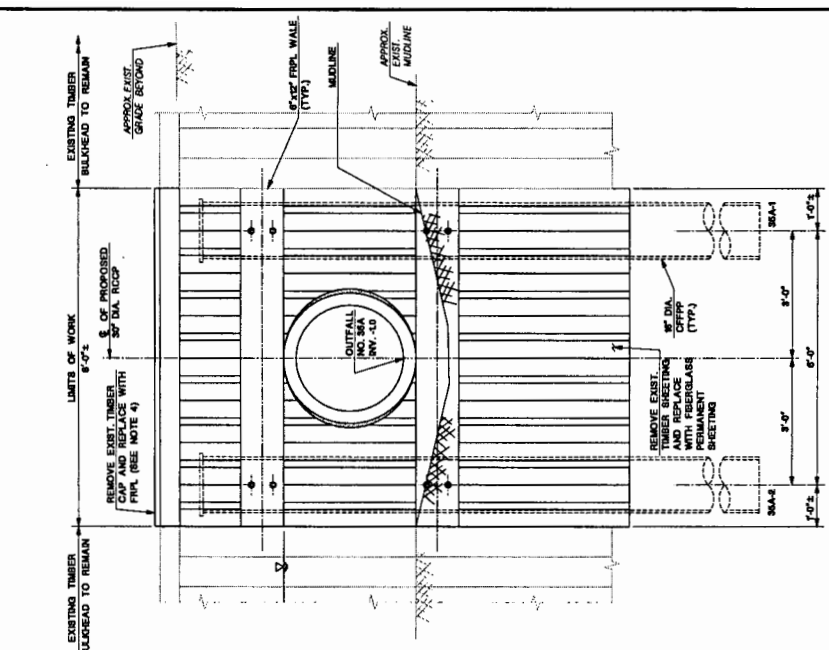
SOUTH MANTOLOKING BEACH



OUTFALL NO. 35A PLAN
SCALE: 1"=20'0"



OUTFALL NO. 35A ENLARGED BULKHEAD PLAN
SCALE: 1/4"=1'0"



OUTFALL NO. 35A ELEVATION A-A
SCALE: 3/4"=1'0"

- NOTES:**
- FOR GENERAL NOTES, SUGGESTED SEQUENCE OF CONSTRUCTION, LEGEND, AND ADDITIONAL INFORMATION, SEE SHEET S-1.
 - FOR TYPICAL SECTIONS, ADDITIONAL DETAILS AND NOTES, SEE SHEET S-2.
 - FOR PILE EMBEDMENT DEPTHS AND ORDER LENGTHS, SEE SHEET S-4.
 - ALL EXISTING TIMBER CAP REMOVED FOR THE CONSTRUCTION OF OUTFALL SHALL BE RESTORED AND PAD FOR UNDER THE ITEM "FIBERGLASS REINFORCED PLASTIC LUMBER" COLOR TO MATCH EXISTING MATERIAL.
 - THE SHAPE OF THE OPENING SHALL CONFORM TO THE BULKHEAD ACCORDING TO SLOPE AND HEAV.

ITEM NO.	DESCRIPTION	UNIT	CONTRACT QUANTITY
1	CLEARING SITE STRUCTURE	LS	1
2	18 SOIL AGGREGATE	CY	1
3	TEMPORARY SHEETING	SF	144
4	REINFORCED CONCRETE	CY	14
5	CONCRETE FILLED FIBERGLASS PIPE PILE 18" DIAMETER	LF	80
6	FIBERGLASS REINFORCED PLASTIC LUMBER	CF	12

NEW JERSEY DEPARTMENT OF TRANSPORTATION

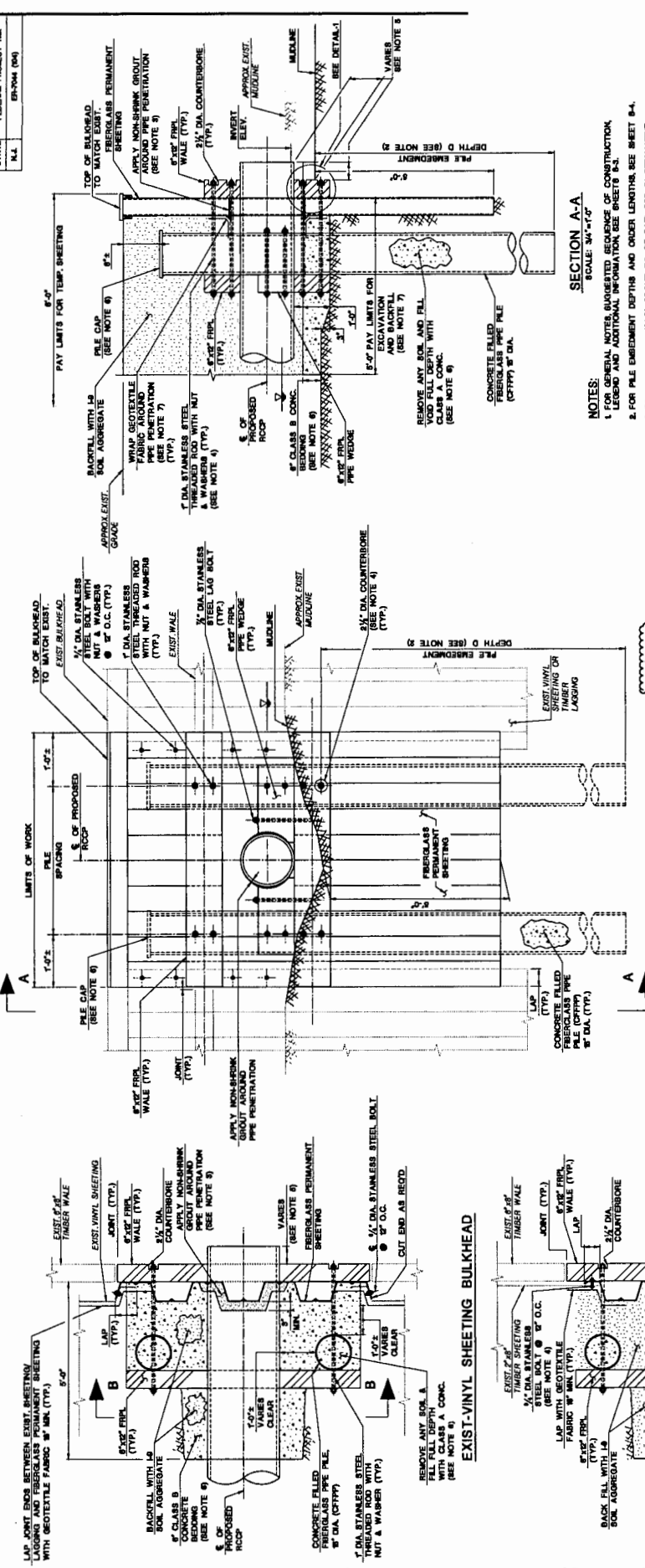
OUTFALL NO. 35A BULKHEAD OUTFALL PLAN AND ELEVATION

ROUTE 35 CONTRACT NO. 004680321

DATE OF SUBMITTAL NO. 04/20/04
 DATE OF REVISION NO. 04/20/04
 PREPARED BY: J. J. [Signature]
 CHECKED BY: J. J. [Signature]

627 639

APPENDUM 5 ATTACHMENT 36



- NOTES:**
- FOR GENERAL NOTES SUBMITTED SEQUENCE OF CONSTRUCTION LEGEND AND ADDITIONAL INFORMATION SEE SHEETS S-1, S-2.
 - FOR PILE EMBEDMENT DEPTHS AND ORDER LENGTHS SEE SHEET S-4.
 - COSTS OF NON-SHRINK GROUT TO BE PAD FOR IN PERMANENT SHEETING FIBERGLASS ITEM.
 - ALL NUTS BOLTS WASHERS SCREWS PLATES AND THREADED RODS SHALL BE STAINLESS STEEL UNLESS NOTED OTHERWISE COSTS FOR ALL PERMANENT FIBERGLASS ITEMS TO BE INCLUDED IN THE COST FOR PERMANENT SHEETING FIBERGLASS ITEM.
 - VARIABLES AS NOTED TO FIT THE CONTROL VALVE.
 - ALL COSTS FOR 40% REMOVAL AND FILLING SHALL BE WITH CLASS A CONCRETE CLASS B CONCRETE BACKFILL AND PILE CAPS SHALL BE PAID FOR IN CONCRETE FIBERGLASS PIPE PILE FURNISHED ITEM.
 - ALL COSTS FOR EXCAVATION BACKFILL AND GEOTEKILE TO BE INCLUDED IN THE COST FOR PERMANENT SHEETING FIBERGLASS ITEM.
 - ALL COSTS FOR THE SHEETING CAP INCLUDING ALL FURNISHING AND HARDWARE SHALL BE INCLUDED IN THE COST FOR PERMANENT SHEETING FIBERGLASS ITEM.

NEW JERSEY DEPARTMENT OF TRANSPORTATION

TYPICAL BULKHEAD OUTFALL DETAILS

ROUTE 35 CONTRACT NO. 004950321

628
630

APPROVED BY: _____
DATE: _____
SCALE: 3/4"=1'-0"

**APPENDUM 5
ATTACHMENT 37**

NEW JERSEY DEPARTMENT OF TRANSPORTATION
CONTRACT NO. 004950321
ROUTE 35 CONTRACT NO. 004950321
DATE: _____
SCALE: 3/4"=1'-0"

NEW JERSEY DEPARTMENT OF TRANSPORTATION
CONTRACT NO. 004950321
ROUTE 35 CONTRACT NO. 004950321
DATE: _____
SCALE: 3/4"=1'-0"

DP# 13120

Bid Date: 05/30/2013

33 Plan Sheets

**ROUTE 35, RESTORATION
TOMS RIVER TO MANTOLOKING
FROM MP 4.00 TO 9.07
CONTRACT NO. 004950321
FEDERAL PROJECT NO. ER-7044 (104)**

ADDENDUM NO. 6

Page 1 of 1

The following CHANGES are made to the Plans:

Plan Sheets 210 thru 214, 217, 219 thru 221, and 223 thru 246(UC-35 thru UC-39, UC-41, UC-43 thru UC-45, and UC-47 thru UC-70) are being reissued. Where available, invert and rim elevations for the existing sanitary sewer systems on the SB roadway have been added to these plans.

The following are questions received from plan holders and the responses:

QUESTION # 1 from Crisdel Group, Inc.:

Invert & Rim Data - The existing utility information shown on the utility plans provided in Add. 2 do not provide invert and rim data for the manholes located at various side streets.

Example- Page UC-56-West Beach Way-No data for existing sanitary manholes
Example- Page UC-57-West Colony Road-No Data for existing sanitary manholes
Example-Page UC-58-Normandy Way-No Data for existing sanitary manholes

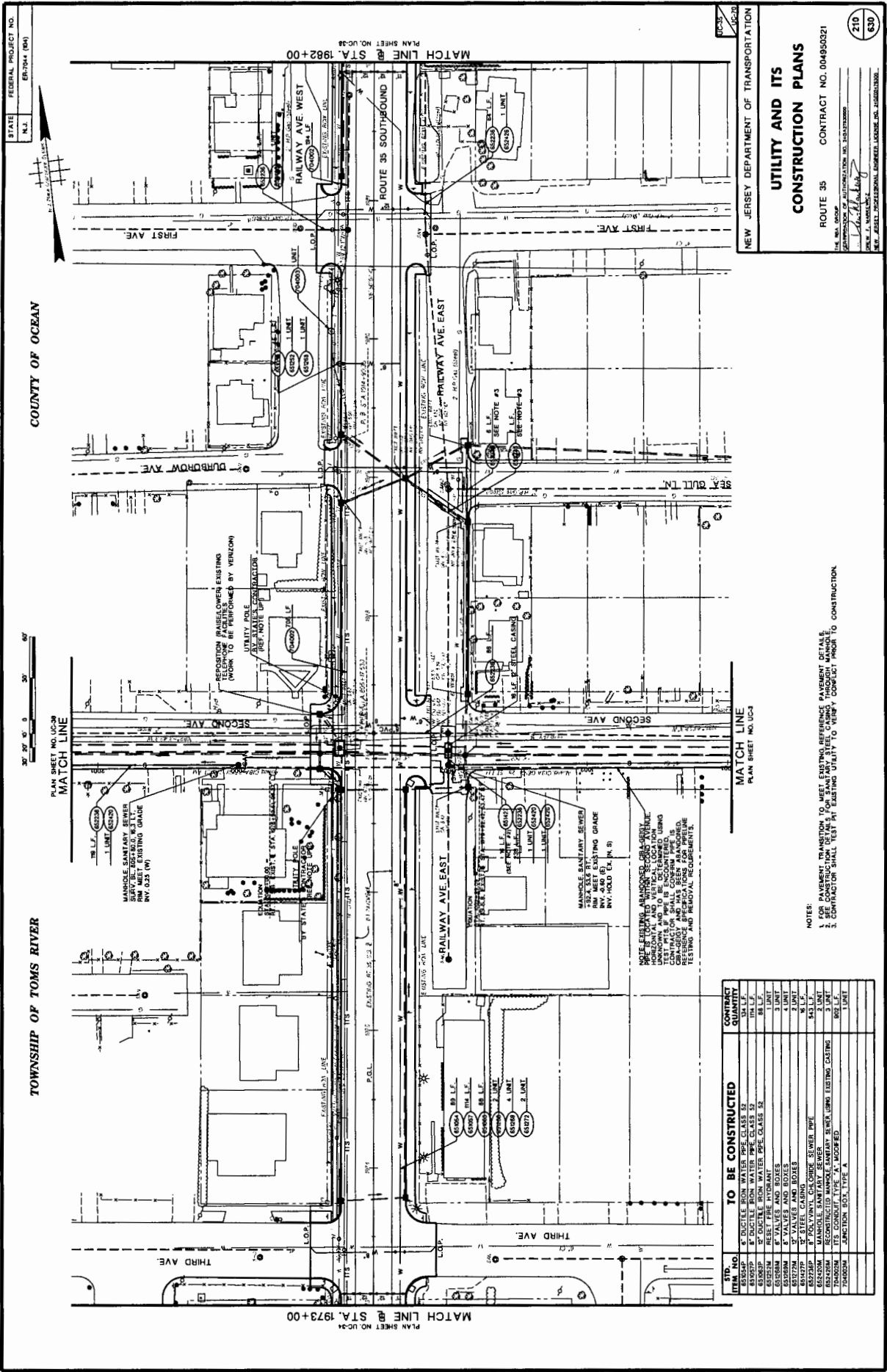
The above list of examples is present throughout the additional plan pages. Please provide plan pages that include lines and text (invert & rim) data.

RESPONSE: Refer to PLAN CHANGES in this Addendum.

QUESTION # 2 from Alan Briteway Electric:

Electric Relocation JCP&L - When will the work be allowed to be scheveled or what restrictions can we expect now that the season has arrived, thank you

RESPONSE:Service interruptions are restricted in the summer months and must be coordinated with JCP&L (refer to Section 654 of the Special Provisions). The Contractor must also adhere to the lane closure restrictions identified on the Plans.



STATE: N.J. FEDERAL PROJECT NO. 87-004 (84)

COUNTY OF OCEAN

TOWNSHIP OF TOMS RIVER

PLAN SHEET NO. UC-29

MATCH LINE STA. 1973+00

MATCH LINE STA. 1982+00

PLAN SHEET NO. UC-30

MATCH LINE STA. 1973+00

MATCH LINE STA. 1982+00

NEW JERSEY DEPARTMENT OF TRANSPORTATION
CONTRACT NO. 004950321
ROUTE 35
CONTRACT NO. 004950321

UTILITY AND ITS CONSTRUCTION PLANS

DATE: 11/11/11
DRAWN BY: J. HANLEY
CHECKED BY: J. HANLEY
SCALE: AS SHOWN

NOTES:
1. FOR PAVEMENT TRANSITION TO MEET EXISTING PAVEMENT DETAILS.
2. CONSTRUCTION SHALL BE AT EXISTING UTILITIES TO BE RECONSTRUCTED TO MEET EXISTING REQUIREMENTS.
3. CONSTRUCTION SHALL BE AT EXISTING UTILITIES TO BE RECONSTRUCTED TO MEET EXISTING REQUIREMENTS.

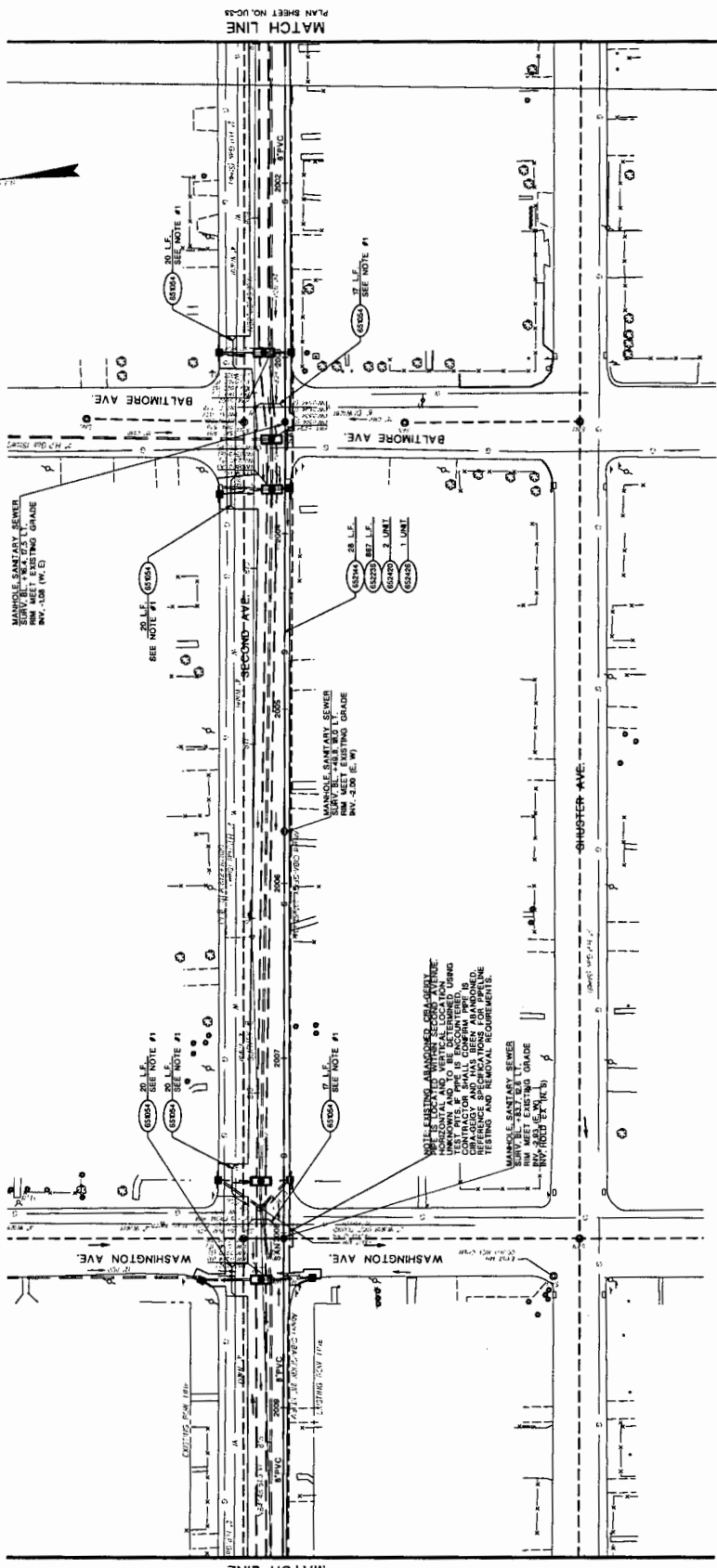
STD. ITEM NO.	DESCRIPTION	TO BE CONSTRUCTED QUANTITY	CONTRACT QUANTITY
61000	2\"/>		

STATE FEDERAL PROJECT NO.
N.J. BRIDGE 1041

COUNTY OF OCEAN



TOWNSHIP OF TOMS RIVER



PLAN SHEET NO. UC-33
MATCH LINE

PLAN SHEET NO. UC-37
MATCH LINE

STD. ITEM NO.	TO BE CONSTRUCTED	CONTRACT QUANTITY
622200	1" RIBBLE IRON WATER PIPE, CLASS 5	28 L.F.
622201	3" RIBBED CONCRETE SEWER PIPE, CLASS 7	87 L.F.
622202	8" POLYVINYL CHLORIDE SEWER PIPE	2 L.UNIT
622203	RECONSTRUCTED MANHOLE SANITARY SEWER USING EXISTING CASTING	2 L.UNIT

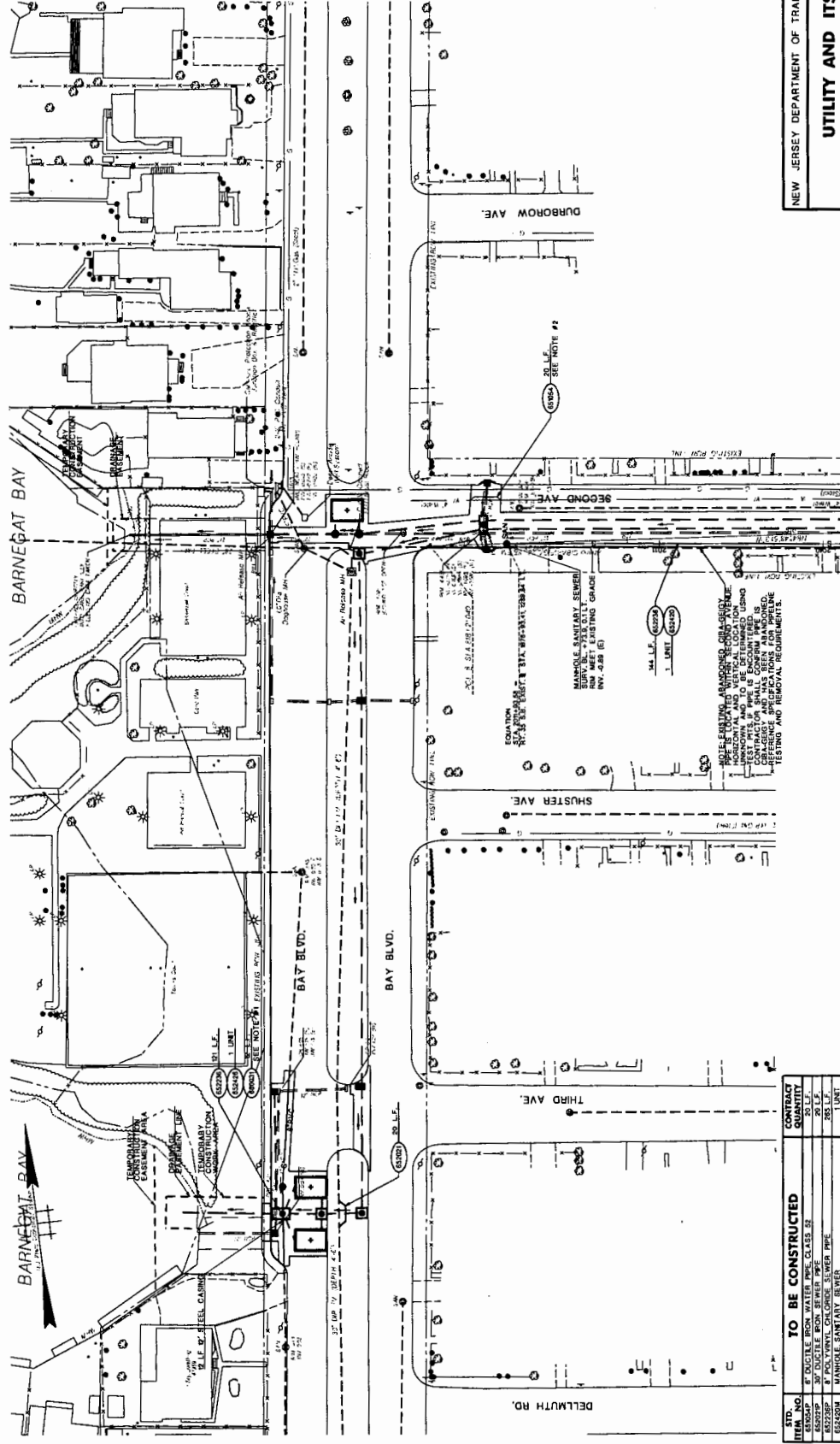
NOTES:
1. CONTRACTOR SHALL TEST TEST PIT EXISTING UTILITY TO VERIFY COMPLY PRIOR TO CONSTRUCTION.

NEW JERSEY DEPARTMENT OF TRANSPORTATION
UTILITY AND ITS CONSTRUCTION PLANS
ROUTE 35 CONTRACT NO. 004950321
DATE OF PREPARATION: 04/11/2008
DESIGNED BY: [Signature]
CHECKED BY: [Signature]
NEW JERSEY PROFESSIONAL ENGINEER LICENSE NO. 14868-00000

211
\$30

COUNTY OF OCEAN

TOWNSHIP OF TOMS RIVER



ITEM NO.	DESCRIPTION	CONTRACT QUANTITY
65000P	2' DUCTILE IRON WATER PIPE CLASS 52	20.0 LF
65000P	30' DUCTILE IRON SEWER PIPE	28.0 LF
65000P	4' POLYETHYLENE GLASS REINFORCED PIPE	28.0 LF
65142RM	RECONSTRUCTED MANHOLE SANITARY SEWER USING EXISTING CASTING	1 UNIT
66000P	9' STEEL CASING	2.0 LF

NOTES:
1. SEE CONSTRUCTION DETAILS FOR SANITARY STEEL CASING THROUGH MANHOLE.
2. CONTRACTOR SHALL TEST FIT EXISTING UTILITY TO VERIFY COMPACT PRIOR TO CONSTRUCTION.

PLAN SHEET NO. UO-38

NEW JERSEY DEPARTMENT OF TRANSPORTATION

UTILITY AND ITS CONSTRUCTION PLANS

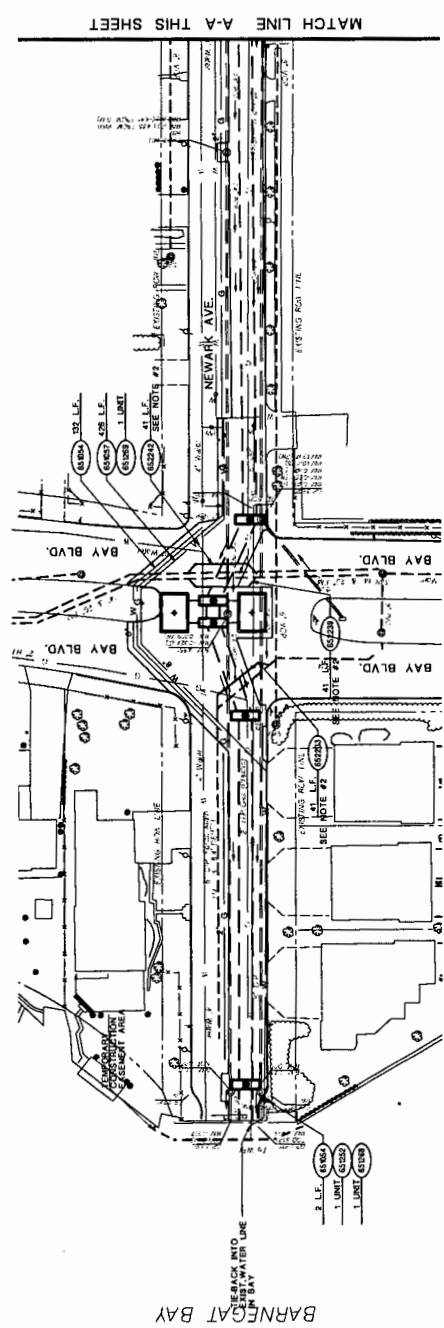
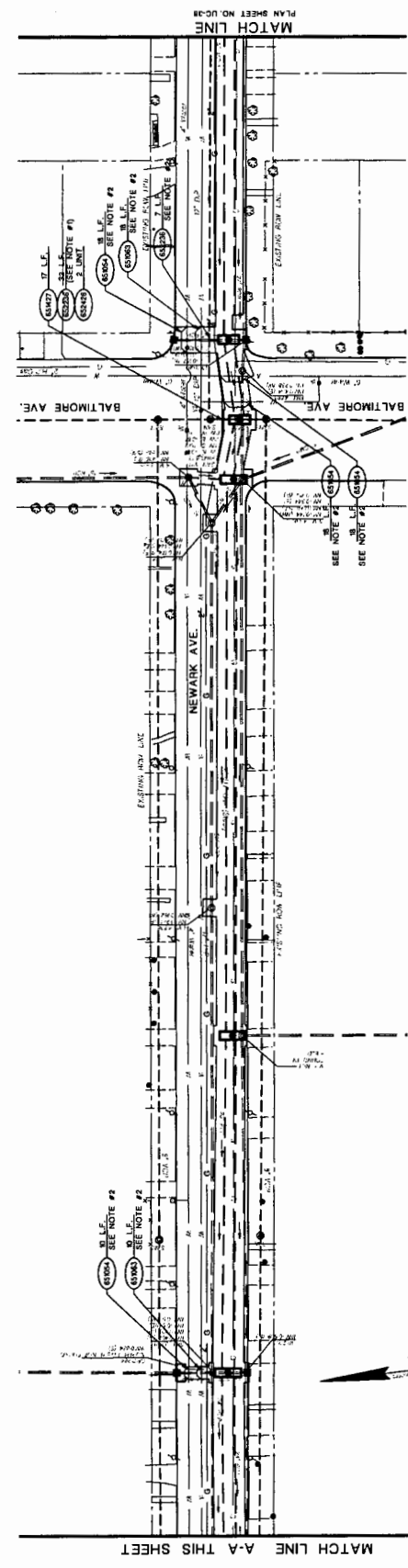
ROUTE 35 CONTRACT NO. 004850321

THE PROJ. GROUP
CONTRACT ADMINISTRATION NO. 250478988
DATE: 11/1/2007
BY: [Signature]
NEW JERSEY PROFESSIONAL ENGINEER LICENSE NO. J000213358

212
630

COUNTY OF OCEAN

BOROUGH OF LAVALLETTE



ITEM NO.	DESCRIPTION	TO BE CONSTRUCTED	CONTRACT QUANTITY
60000	1.000	8" DUCTILE IRON WATER PIPE CLASS 52	480 L.F.
60001	1.000	8" DUCTILE IRON WATER PIPE CLASS 52	480 L.F.
60002	1.000	8" DUCTILE IRON WATER PIPE CLASS 52	24 L.F.
60003	1.000	8" VALVES AND BOXES	1 UNIT
60004	1.000	8" VALVES AND BOXES	1 UNIT
60005	1.000	8" POLYVINYL CHLORIDE SEWER PIPE	41 L.F.
60006	1.000	8" POLYVINYL CHLORIDE SEWER PIPE	30 L.F.
60007	1.000	8" POLYVINYL CHLORIDE SEWER PIPE	41 L.F.
60008	1.000	8" POLYVINYL CHLORIDE SEWER PIPE	41 L.F.
60009	1.000	RECONSTRUCTED MANHOLE SANITARY EXISTING CASTING	2 UNIT

NOTES:
1. SEE CONSTRUCTION DETAILS FOR SANITARY STEEL CASING THROUGH MANHOLE.
2. CONTRACTOR SHALL TEST ALL EXISTING UTILITY TO VERIFY COMPACT PRIOR TO CONSTRUCTION.

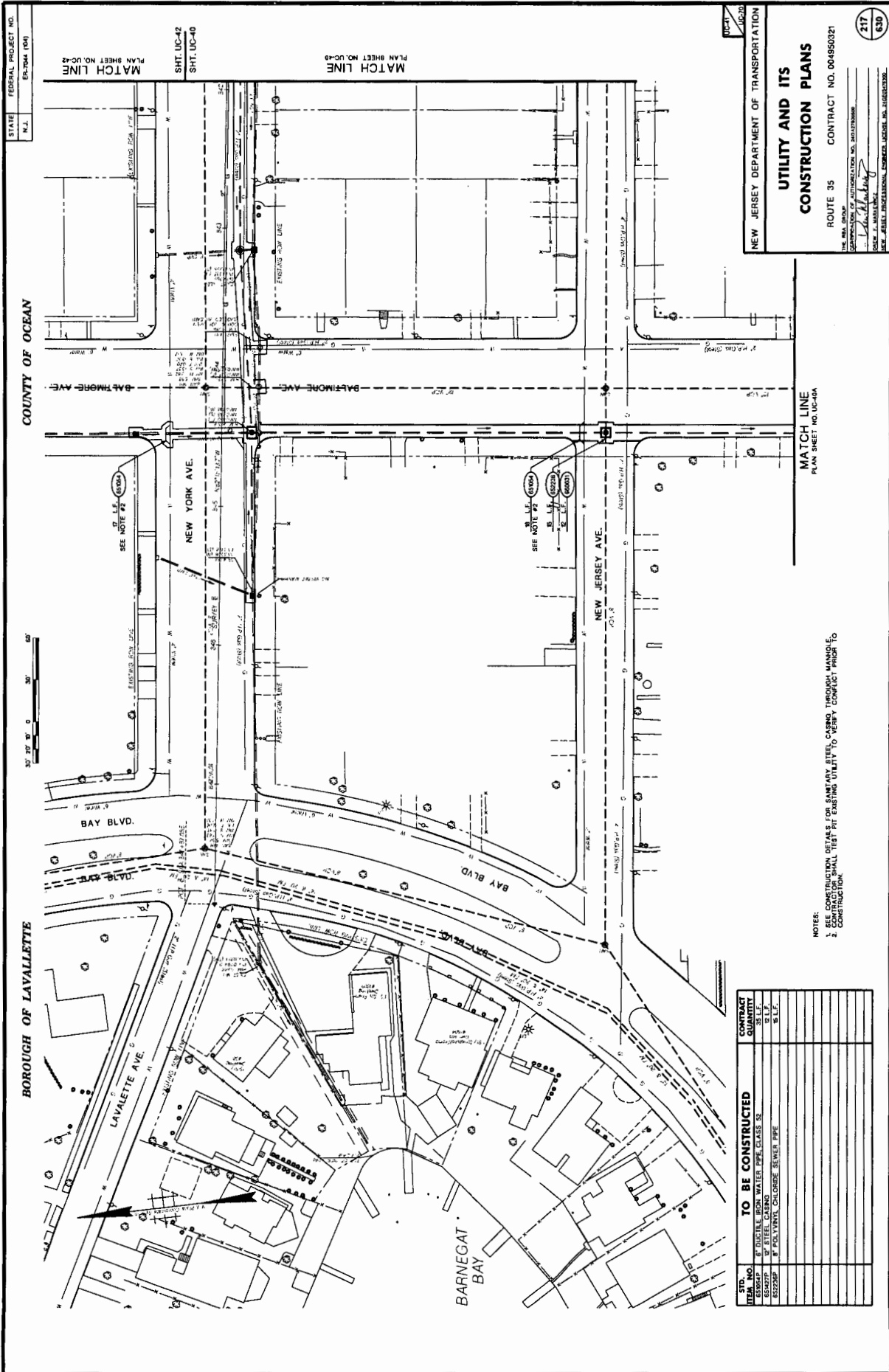
NEW JERSEY DEPARTMENT OF TRANSPORTATION

UTILITY AND ITS CONSTRUCTION PLANS

ROUTE 35 CONTRACT NO. 004950321

DATE: 11/15/2006
DRAWN BY: [Signature]
CHECKED BY: [Signature]

214 630



STATE FEDERAL PROJECT NO.
N.J. EN-7044 (04)

MATCH LINE
PLAN SHEET NO. UC-42

SHT. UC-42
SHT. UC-40

MATCH LINE
PLAN SHEET NO. UC-40

NEW JERSEY DEPARTMENT OF TRANSPORTATION
**UTILITY AND ITS
CONSTRUCTION PLANS**
ROUTE 35 CONTRACT NO. 004850021
DATE: 10/11/04
SCALE: AS SHOWN
DRAWN BY: [Signature]
CHECKED BY: [Signature]
DATE: 10/11/04
SCALE: AS SHOWN
PROJECT NO. 004850021
SHEET NO. 217
OF 230



MATCH LINE
PLAN SHEET NO. UC-44

NOTES:
1. SEE CONSTRUCTION DETAILS FOR SANITARY SEWER THROUGH MASSIVE
CONCRETE WALL TEST PIT EXISTING UTILITY TO VERIFY COMPACT PRIOR TO
CONSTRUCTION.

ITEM NO.	TO BE CONSTRUCTED	CONTRACT QUANTITY
1	18" RIBBON WATER PIPE CLASS 52	S.L.F.
2	18" RIBBON WATER PIPE CLASS 52	S.L.F.
3	18" POLYVINYL CHLORIDE SEWER PIPE	S.L.F.
4	18" POLYVINYL CHLORIDE SEWER PIPE	S.L.F.
5	18" POLYVINYL CHLORIDE SEWER PIPE	S.L.F.
6	18" POLYVINYL CHLORIDE SEWER PIPE	S.L.F.
7	18" POLYVINYL CHLORIDE SEWER PIPE	S.L.F.
8	18" POLYVINYL CHLORIDE SEWER PIPE	S.L.F.
9	18" POLYVINYL CHLORIDE SEWER PIPE	S.L.F.
10	18" POLYVINYL CHLORIDE SEWER PIPE	S.L.F.
11	18" POLYVINYL CHLORIDE SEWER PIPE	S.L.F.
12	18" POLYVINYL CHLORIDE SEWER PIPE	S.L.F.
13	18" POLYVINYL CHLORIDE SEWER PIPE	S.L.F.
14	18" POLYVINYL CHLORIDE SEWER PIPE	S.L.F.
15	18" POLYVINYL CHLORIDE SEWER PIPE	S.L.F.
16	18" POLYVINYL CHLORIDE SEWER PIPE	S.L.F.
17	18" POLYVINYL CHLORIDE SEWER PIPE	S.L.F.
18	18" POLYVINYL CHLORIDE SEWER PIPE	S.L.F.
19	18" POLYVINYL CHLORIDE SEWER PIPE	S.L.F.
20	18" POLYVINYL CHLORIDE SEWER PIPE	S.L.F.

BOROUGH OF LAVALLETTE

COUNTY OF OCEAN

BARNEGAT BAY

STATE FEDERAL PROJECT NO.
N.J. ER-7044 (B0)

COUNTY OF OCEAN

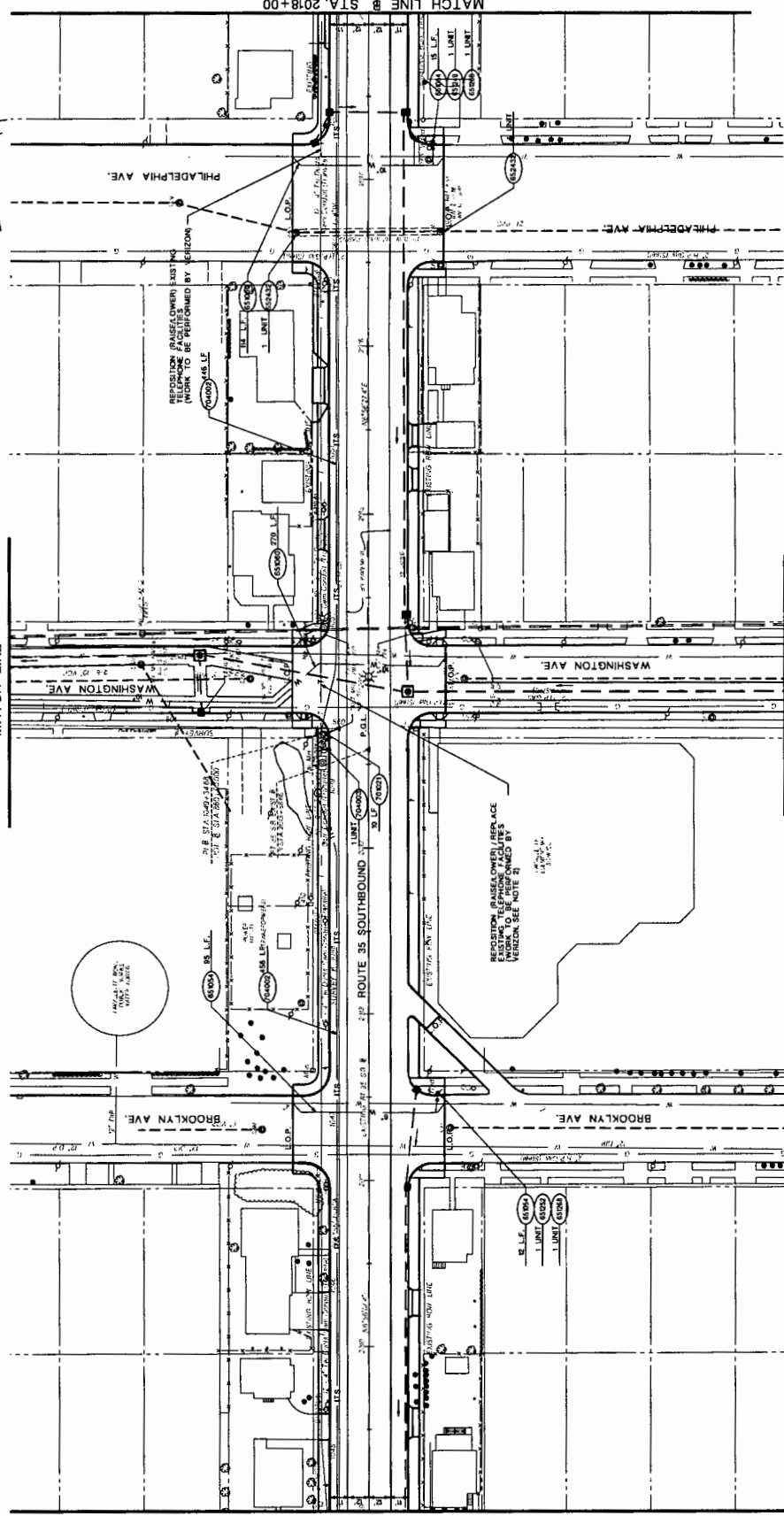
BOROUGH OF LAVALLETTE



PLAN SHEET NO. UC-14
MATCH LINE

PLAN SHEET NO. UC-45
MATCH LINE @ STA. 20+8+00

PLAN SHEET NO. UC-42
MATCH LINE @ STA. 20+9+00



STD. ITEM NO.	TO BE CONSTRUCTED	CONTRACT QUANTITY
1	1" DUCTILE IRON WATER PIPE CLASS 52	204 L.F.
2	RELOCATE FIRE HYDRANT	1 UNIT
3	RELOCATE FIRE HYDRANT	1 UNIT
4	RELOCATE FIRE HYDRANT	1 UNIT
5	RELOCATE FIRE HYDRANT	1 UNIT
6	RELOCATE FIRE HYDRANT	1 UNIT
7	RELOCATE FIRE HYDRANT	1 UNIT
8	RELOCATE FIRE HYDRANT	1 UNIT
9	RELOCATE FIRE HYDRANT	1 UNIT
10	RELOCATE FIRE HYDRANT	1 UNIT
11	RELOCATE FIRE HYDRANT	1 UNIT
12	RELOCATE FIRE HYDRANT	1 UNIT
13	RELOCATE FIRE HYDRANT	1 UNIT
14	RELOCATE FIRE HYDRANT	1 UNIT
15	RELOCATE FIRE HYDRANT	1 UNIT
16	RELOCATE FIRE HYDRANT	1 UNIT
17	RELOCATE FIRE HYDRANT	1 UNIT
18	RELOCATE FIRE HYDRANT	1 UNIT
19	RELOCATE FIRE HYDRANT	1 UNIT
20	RELOCATE FIRE HYDRANT	1 UNIT
21	RELOCATE FIRE HYDRANT	1 UNIT
22	RELOCATE FIRE HYDRANT	1 UNIT
23	RELOCATE FIRE HYDRANT	1 UNIT
24	RELOCATE FIRE HYDRANT	1 UNIT
25	RELOCATE FIRE HYDRANT	1 UNIT
26	RELOCATE FIRE HYDRANT	1 UNIT
27	RELOCATE FIRE HYDRANT	1 UNIT
28	RELOCATE FIRE HYDRANT	1 UNIT
29	RELOCATE FIRE HYDRANT	1 UNIT
30	RELOCATE FIRE HYDRANT	1 UNIT
31	RELOCATE FIRE HYDRANT	1 UNIT
32	RELOCATE FIRE HYDRANT	1 UNIT
33	RELOCATE FIRE HYDRANT	1 UNIT
34	RELOCATE FIRE HYDRANT	1 UNIT
35	RELOCATE FIRE HYDRANT	1 UNIT
36	RELOCATE FIRE HYDRANT	1 UNIT
37	RELOCATE FIRE HYDRANT	1 UNIT
38	RELOCATE FIRE HYDRANT	1 UNIT
39	RELOCATE FIRE HYDRANT	1 UNIT
40	RELOCATE FIRE HYDRANT	1 UNIT
41	RELOCATE FIRE HYDRANT	1 UNIT
42	RELOCATE FIRE HYDRANT	1 UNIT
43	RELOCATE FIRE HYDRANT	1 UNIT
44	RELOCATE FIRE HYDRANT	1 UNIT
45	RELOCATE FIRE HYDRANT	1 UNIT
46	RELOCATE FIRE HYDRANT	1 UNIT
47	RELOCATE FIRE HYDRANT	1 UNIT
48	RELOCATE FIRE HYDRANT	1 UNIT
49	RELOCATE FIRE HYDRANT	1 UNIT
50	RELOCATE FIRE HYDRANT	1 UNIT
51	RELOCATE FIRE HYDRANT	1 UNIT
52	RELOCATE FIRE HYDRANT	1 UNIT
53	RELOCATE FIRE HYDRANT	1 UNIT
54	RELOCATE FIRE HYDRANT	1 UNIT
55	RELOCATE FIRE HYDRANT	1 UNIT
56	RELOCATE FIRE HYDRANT	1 UNIT
57	RELOCATE FIRE HYDRANT	1 UNIT
58	RELOCATE FIRE HYDRANT	1 UNIT
59	RELOCATE FIRE HYDRANT	1 UNIT
60	RELOCATE FIRE HYDRANT	1 UNIT
61	RELOCATE FIRE HYDRANT	1 UNIT
62	RELOCATE FIRE HYDRANT	1 UNIT
63	RELOCATE FIRE HYDRANT	1 UNIT
64	RELOCATE FIRE HYDRANT	1 UNIT
65	RELOCATE FIRE HYDRANT	1 UNIT
66	RELOCATE FIRE HYDRANT	1 UNIT
67	RELOCATE FIRE HYDRANT	1 UNIT
68	RELOCATE FIRE HYDRANT	1 UNIT
69	RELOCATE FIRE HYDRANT	1 UNIT
70	RELOCATE FIRE HYDRANT	1 UNIT
71	RELOCATE FIRE HYDRANT	1 UNIT
72	RELOCATE FIRE HYDRANT	1 UNIT
73	RELOCATE FIRE HYDRANT	1 UNIT
74	RELOCATE FIRE HYDRANT	1 UNIT
75	RELOCATE FIRE HYDRANT	1 UNIT
76	RELOCATE FIRE HYDRANT	1 UNIT
77	RELOCATE FIRE HYDRANT	1 UNIT
78	RELOCATE FIRE HYDRANT	1 UNIT
79	RELOCATE FIRE HYDRANT	1 UNIT
80	RELOCATE FIRE HYDRANT	1 UNIT
81	RELOCATE FIRE HYDRANT	1 UNIT
82	RELOCATE FIRE HYDRANT	1 UNIT
83	RELOCATE FIRE HYDRANT	1 UNIT
84	RELOCATE FIRE HYDRANT	1 UNIT
85	RELOCATE FIRE HYDRANT	1 UNIT
86	RELOCATE FIRE HYDRANT	1 UNIT
87	RELOCATE FIRE HYDRANT	1 UNIT
88	RELOCATE FIRE HYDRANT	1 UNIT
89	RELOCATE FIRE HYDRANT	1 UNIT
90	RELOCATE FIRE HYDRANT	1 UNIT
91	RELOCATE FIRE HYDRANT	1 UNIT
92	RELOCATE FIRE HYDRANT	1 UNIT
93	RELOCATE FIRE HYDRANT	1 UNIT
94	RELOCATE FIRE HYDRANT	1 UNIT
95	RELOCATE FIRE HYDRANT	1 UNIT
96	RELOCATE FIRE HYDRANT	1 UNIT
97	RELOCATE FIRE HYDRANT	1 UNIT
98	RELOCATE FIRE HYDRANT	1 UNIT
99	RELOCATE FIRE HYDRANT	1 UNIT
100	RELOCATE FIRE HYDRANT	1 UNIT

NOTE:
1. CONSTRUCTION SHALL BE IN ACCORDANCE WITH THE NEW JERSEY DEPARTMENT OF TRANSPORTATION STANDARD SPECIFICATIONS FOR ROAD AND BRIDGE CONSTRUCTION.
2. ADJACENT MANHOLES.

NEW JERSEY DEPARTMENT OF TRANSPORTATION
UTILITY AND ITS CONSTRUCTION PLANS
 ROUTE 35 CONTRACT NO. 044950321
 AUTHORIZED BY: [Signature]
 DATE: [Date]
 PROJECT NO. 044950321
 DRAWING NO. 419
 SHEET NO. 430

STATE: N.J. FEDERAL PROJECT NO: BR-704 (RM)

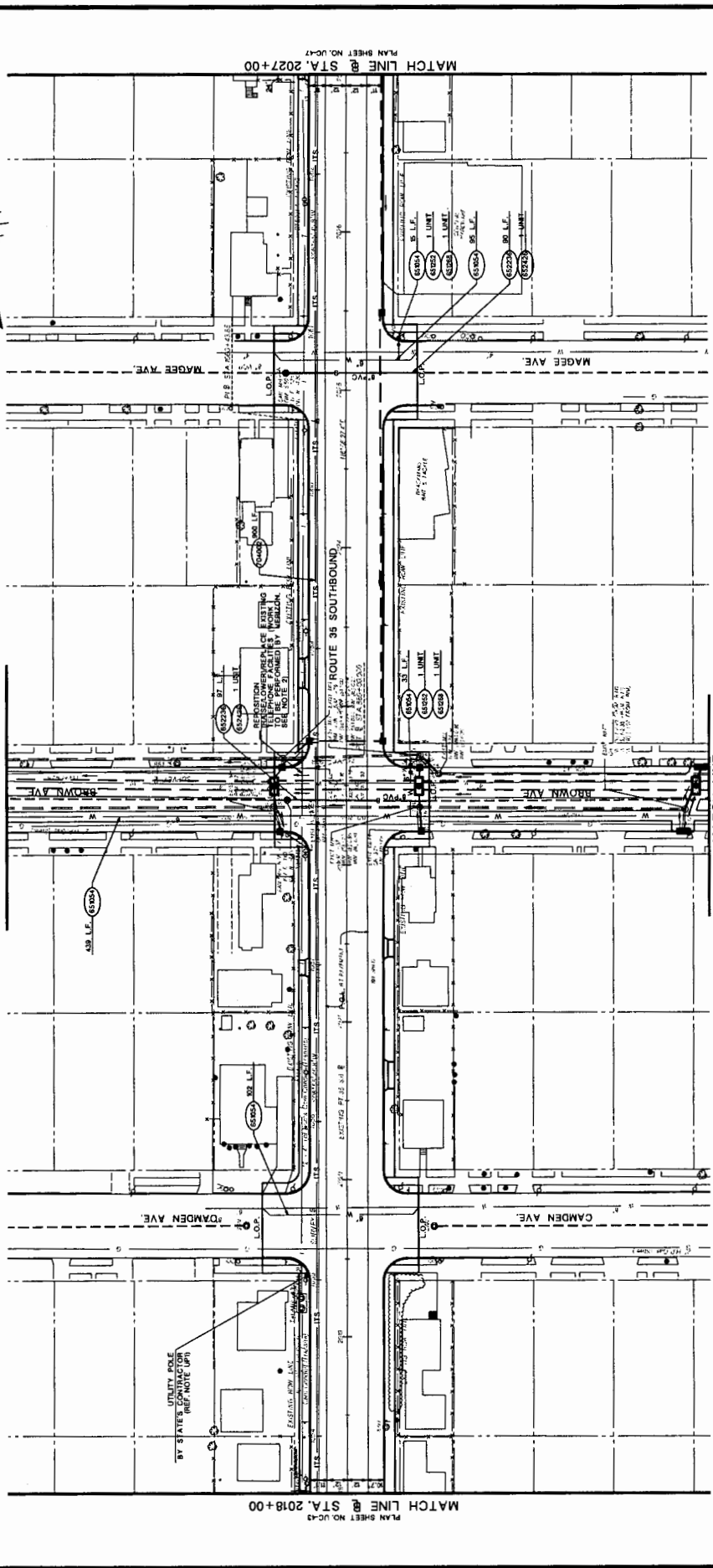


COUNTY OF OCEAN

BOROUGH OF LAVALLETTE

PLAN SHEET NO. UC-47 MATCH LINE @ STA. 2027+00

PLAN SHEET NO. UC-48 MATCH LINE



CONTRACT NO. 004950321

NEW JERSEY DEPARTMENT OF TRANSPORTATION

UTILITY AND ITS CONSTRUCTION PLANS

ROUTE 35 CONTRACT NO. 004950321

THE FIRM GROUP OF PROFESSIONAL ENGINEERS AND ARCHITECTS
 221
 630

ITEM NO.	DESCRIPTION	QUANTITY
81250P	2" DUCTILE IRON WATER PIPE CLASS 52	841.0
81250M	RESET FIRE HYDRANT	2 UNIT
81250N	RECONSTRUCTED MANHOLE ANNUITY SERVICE EXISTING CASING	872.0
81250R	4" POLYETHYLENE GLASS REINFORCED CONDUIT TYPE "A" MODIFIED	872.0
81250S	RECONSTRUCTED MANHOLE ANNUITY SERVICE EXISTING CASING	2 UNIT
78005M	12" CONDUIT TYPE "A" MODIFIED	800.0

TO BE CONSTRUCTED

- 1. CONTRACTOR SHALL TEST ALL EXISTING UTILITY TO VERIFY CONFLICT PRIOR TO CONSTRUCTION
- 2. CONTRACTOR SHALL PROTECT REPOSITIONING, VERTICES TO REPLACE CONDUIT SYSTEM BETWEEN ADJACENT MANHOLES.

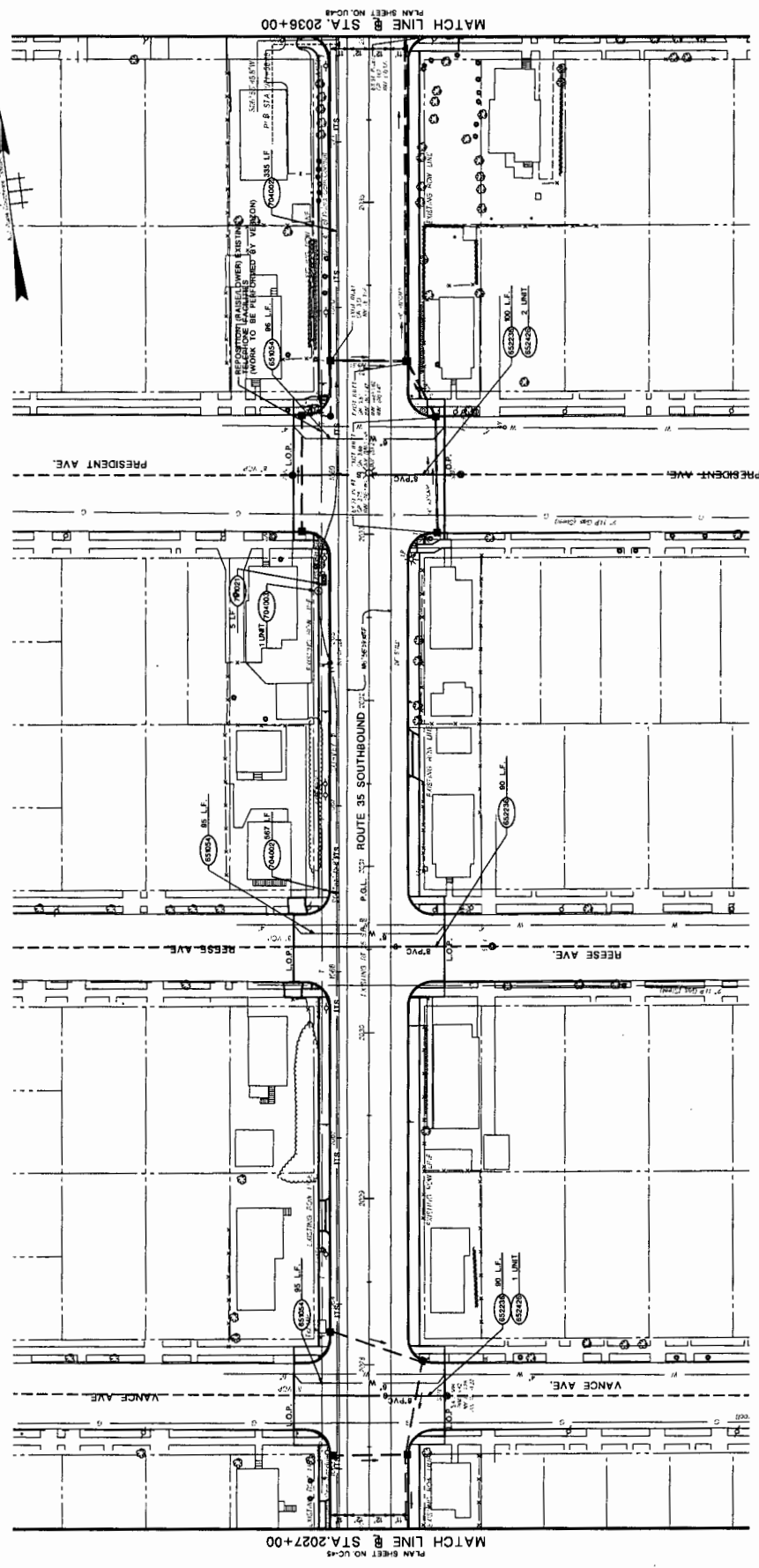
NOTE:

STATE FEDERAL PROJECT NO.
N.J. BR-204 (04)

COUNTY OF OCEAN



BOROUGH OF LAVALLETTE

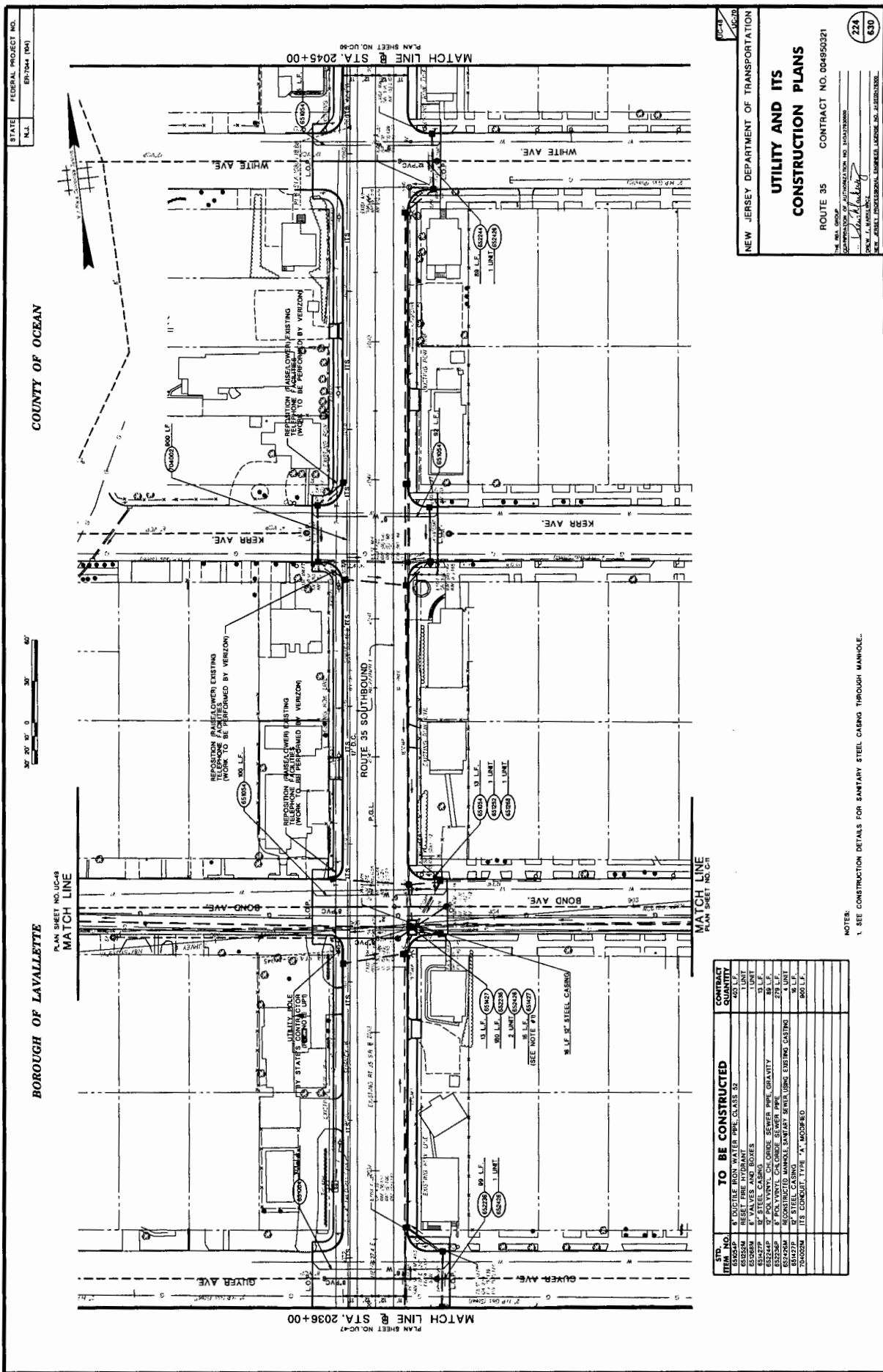


MATCH LINE @ STA. 2036+00
PLAN SHEET NO. UC-43

MATCH LINE @ STA. 2027+00
PLAN SHEET NO. UC-43

ITEM NO.	DESCRIPTION	CONTRACT QUANTITY
1	CONCRETE	250 L.F.
2	8" POLYETHYLENE GLYCOL (PE) PIPE	250 L.F.
3	RECONSTRUCT MANHOLE SANITARY SEWER EXISTING CASTING	3 UNITS
4	8" RIGID METAL FLEXIBLE CONDUIT	800 L.F.
5	THROUGH JUNCTION BOX TYPE A	1 UNIT

NEW JERSEY DEPARTMENT OF TRANSPORTATION
UTILITY AND ITS CONSTRUCTION PLANS
 ROUTE 35 CONTRACT NO. 00485021
 STATE OF NEW JERSEY
 DEPARTMENT OF TRANSPORTATION
 CONTRACT NO. 00485021
 DATE: 11/11/2004
 DRAWN BY: [Signature]
 CHECKED BY: [Signature]
 223
 \$30



STATE FEDERAL PROJECT NO.
N.J. ER-704 (M)

BOROUGH OF LAVALLETTE

COUNTY OF OCEAN

PLAN SHEET NO. UC-49
MATCH LINE

PLAN SHEET NO. UC-47
MATCH LINE

PLAN SHEET NO. UC-96
MATCH LINE

ROUTE 35 SOUTHBOUND

NEW JERSEY DEPARTMENT OF TRANSPORTATION
UTILITY AND ITS
CONSTRUCTION PLANS
ROUTE 35 CONTRACT NO. 04950321

THE REG. GROUP
CONTRACTOR'S LICENSE NO. 1410133000
L. J. ...
NEW JERSEY PROFESSIONAL ENGINEER LICENSE NO. J210023300

224
630

30' 20' 10' 0' 30'

ITEM NO.	DESCRIPTION	CONTRACT QUANTITY	UNIT
65054P	8" DUCTILE IRON WATER PIPE, CLASS 52	400.0	LINEAL FEET
65055M	RESET PIPE HYDRANT	1	UNIT
65056M	CONCRETE HOLES	1	UNIT
65077P	6" STEEL CASING	31.0	LINEAL FEET
65244P	8" POLYETHYLENE GLASS REINFORCED SANDWICH PIPE, GRAVITY	88.0	LINEAL FEET
65245P	8" POLYETHYLENE GLASS REINFORCED SANDWICH PIPE, GRAVITY	278.0	LINEAL FEET
65477P	6" STEEL CASING	31.0	LINEAL FEET
70020M	ITS CONDUIT, TYPE "A", MODIFIED	800.0	LINEAL FEET

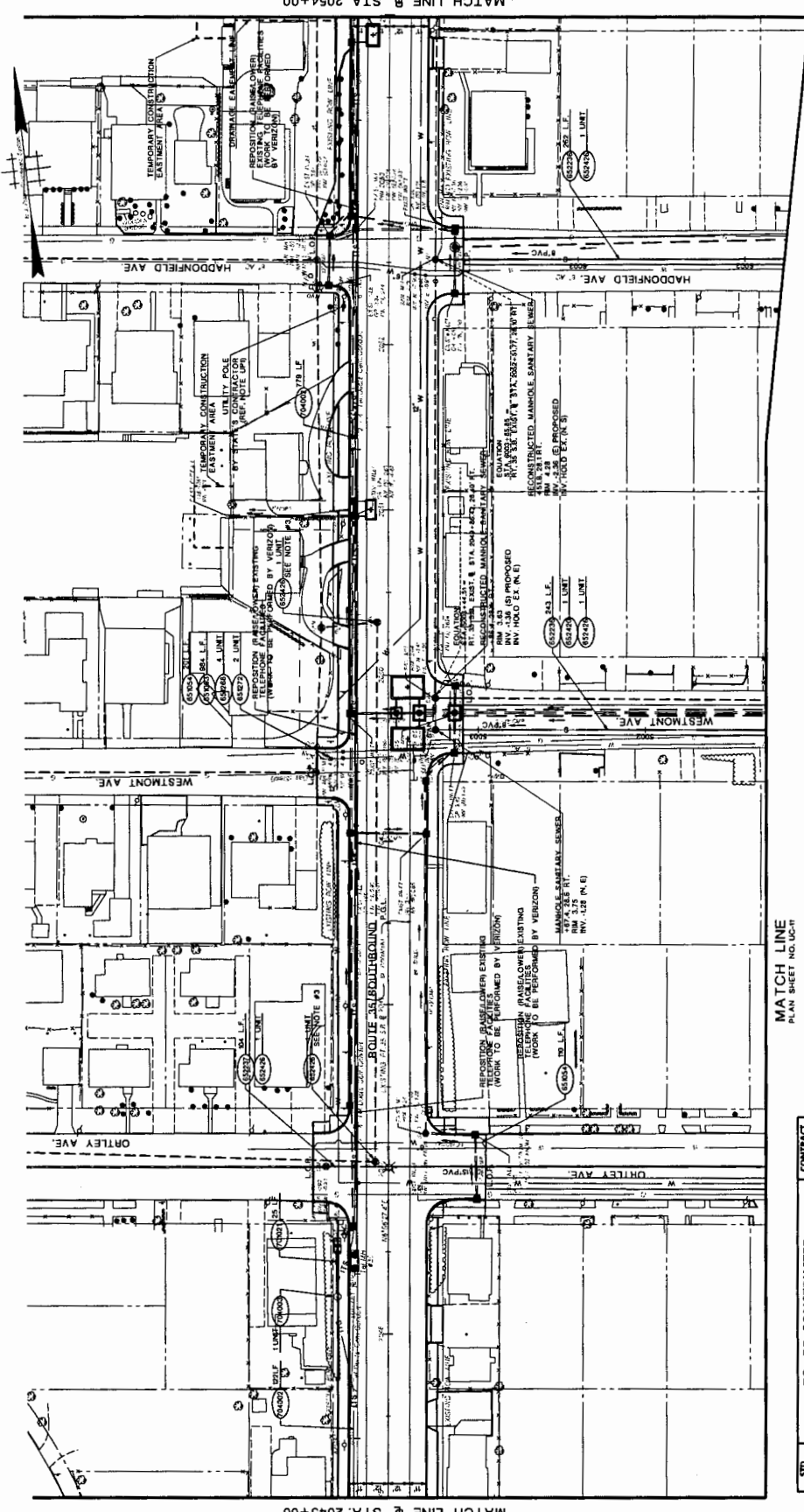
TO BE CONSTRUCTED

NOTE:
1. SEE CONSTRUCTION DETAILS FOR SANITARY STEEL CASING THROUGH MANHOLE.

COUNTY OF OCEAN



BOROUGH OF LAVALLETTE



MATCH LINE @ STA. 2054+00
PLAN SHEET NO. UC-4

MATCH LINE @ STA. 2045+00
PLAN SHEET NO. UC-3

STD. SYMBOL	TO BE CONSTRUCTED	CONTRACT QUANTITY
85000	8" DUCTILE IRON WATER PIPE, CLASS 52	844 L.F.
85001	6" VALVES AND BOXES	4 UNIT
85200	8" POLYVINYL CHLORIDE SEWER PIPE	505 L.F.
85201	6" POLYVINYL CHLORIDE SEWER PIPE	84 L.F.
85202	15" POLYVINYL CHLORIDE SEWER PIPE	5 L.F.
85203	18" POLYVINYL CHLORIDE SEWER PIPE	5 L.F.
85204	12" RIGID METALLIC CONDUIT	25 L.F.
85205	18" RIGID METALLIC CONDUIT	10 L.F.
85206	CONCRETE MANHOLE SANITARY SEWER	1 UNIT
85207	CONCRETE MANHOLE SANITARY SEWER	1 UNIT
85208	CONCRETE MANHOLE SANITARY SEWER	1 UNIT
85209	CONCRETE MANHOLE SANITARY SEWER	1 UNIT
85210	CONCRETE MANHOLE SANITARY SEWER	1 UNIT
85211	CONCRETE MANHOLE SANITARY SEWER	1 UNIT
85212	CONCRETE MANHOLE SANITARY SEWER	1 UNIT
85213	CONCRETE MANHOLE SANITARY SEWER	1 UNIT
85214	CONCRETE MANHOLE SANITARY SEWER	1 UNIT
85215	CONCRETE MANHOLE SANITARY SEWER	1 UNIT
85216	CONCRETE MANHOLE SANITARY SEWER	1 UNIT
85217	CONCRETE MANHOLE SANITARY SEWER	1 UNIT
85218	CONCRETE MANHOLE SANITARY SEWER	1 UNIT
85219	CONCRETE MANHOLE SANITARY SEWER	1 UNIT
85220	CONCRETE MANHOLE SANITARY SEWER	1 UNIT
85221	CONCRETE MANHOLE SANITARY SEWER	1 UNIT
85222	CONCRETE MANHOLE SANITARY SEWER	1 UNIT
85223	CONCRETE MANHOLE SANITARY SEWER	1 UNIT
85224	CONCRETE MANHOLE SANITARY SEWER	1 UNIT
85225	CONCRETE MANHOLE SANITARY SEWER	1 UNIT
85226	CONCRETE MANHOLE SANITARY SEWER	1 UNIT
85227	CONCRETE MANHOLE SANITARY SEWER	1 UNIT
85228	CONCRETE MANHOLE SANITARY SEWER	1 UNIT
85229	CONCRETE MANHOLE SANITARY SEWER	1 UNIT
85230	CONCRETE MANHOLE SANITARY SEWER	1 UNIT
85231	CONCRETE MANHOLE SANITARY SEWER	1 UNIT
85232	CONCRETE MANHOLE SANITARY SEWER	1 UNIT
85233	CONCRETE MANHOLE SANITARY SEWER	1 UNIT
85234	CONCRETE MANHOLE SANITARY SEWER	1 UNIT
85235	CONCRETE MANHOLE SANITARY SEWER	1 UNIT
85236	CONCRETE MANHOLE SANITARY SEWER	1 UNIT
85237	CONCRETE MANHOLE SANITARY SEWER	1 UNIT
85238	CONCRETE MANHOLE SANITARY SEWER	1 UNIT
85239	CONCRETE MANHOLE SANITARY SEWER	1 UNIT
85240	CONCRETE MANHOLE SANITARY SEWER	1 UNIT
85241	CONCRETE MANHOLE SANITARY SEWER	1 UNIT
85242	CONCRETE MANHOLE SANITARY SEWER	1 UNIT
85243	CONCRETE MANHOLE SANITARY SEWER	1 UNIT
85244	CONCRETE MANHOLE SANITARY SEWER	1 UNIT
85245	CONCRETE MANHOLE SANITARY SEWER	1 UNIT
85246	CONCRETE MANHOLE SANITARY SEWER	1 UNIT
85247	CONCRETE MANHOLE SANITARY SEWER	1 UNIT
85248	CONCRETE MANHOLE SANITARY SEWER	1 UNIT
85249	CONCRETE MANHOLE SANITARY SEWER	1 UNIT
85250	CONCRETE MANHOLE SANITARY SEWER	1 UNIT

MATCH LINE
PLAN SHEET NO. UC-1

NEW JERSEY DEPARTMENT OF TRANSPORTATION

UTILITY AND ITS CONSTRUCTION PLANS

ROUTE 38 CONTRACT NO. 004850321

DATE OF AUTHORIZATION: 10/11/2000
DRAWN BY: [Signature]
CHECKED BY: [Signature]

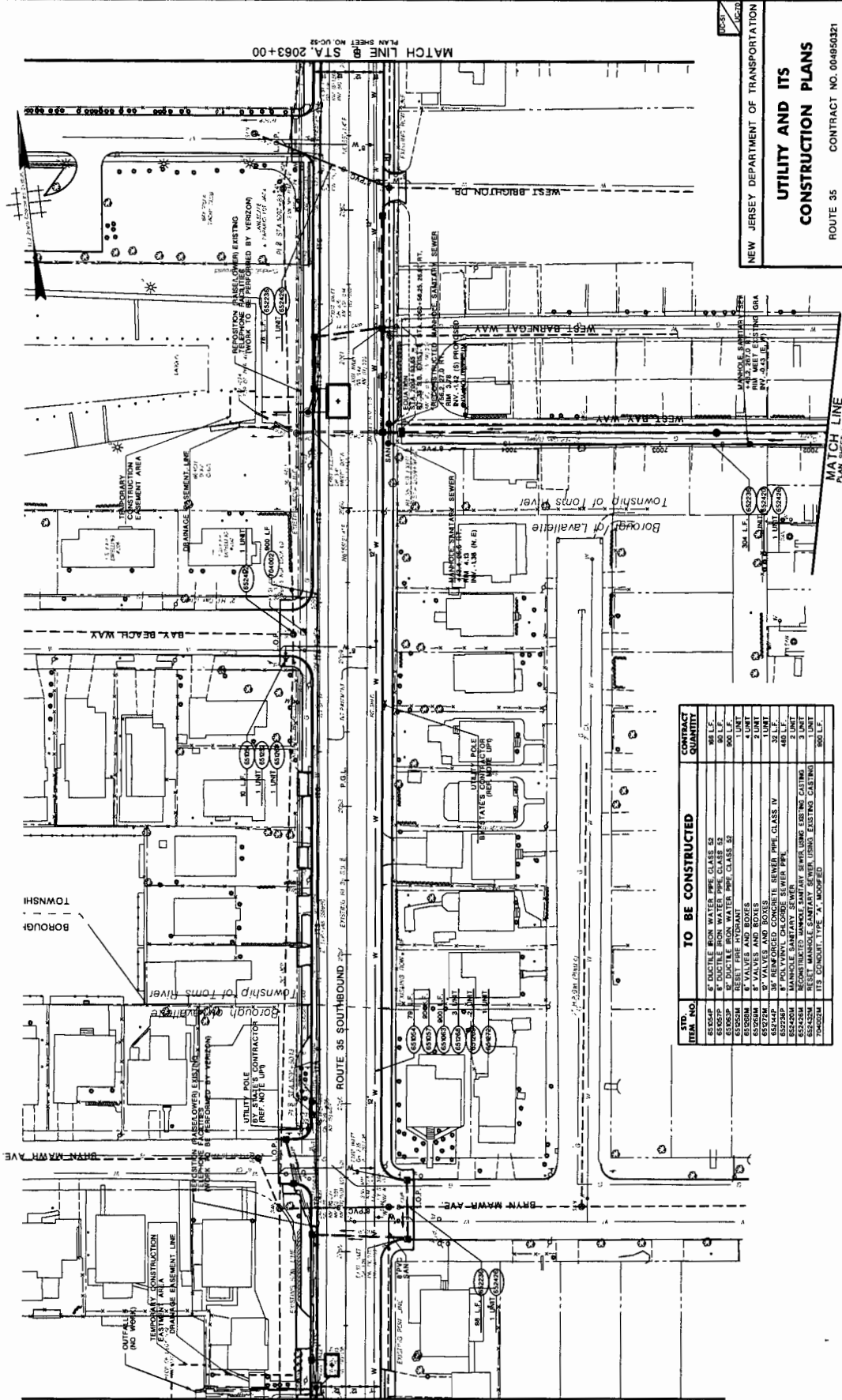
2/28
6/30

NOTES:
1. SEE SANITARY TRANSMISSION TO WET WEATHER TREATMENT PLANT FOR SANITARY STEEL CASTING THROUGH MANHOLE.
2. SEE CONSTRUCTION DETAILS FOR SANITARY STEEL CASTING THROUGH MANHOLE.
3. OCUA TO PROVIDE NEW CASTINGS FOR INSTALLATION BY CONTRACTOR.

COUNTY OF OCEAN



BOROUGH OF LAVALLETTE & TOWNSHIP OF TOMS RIVER



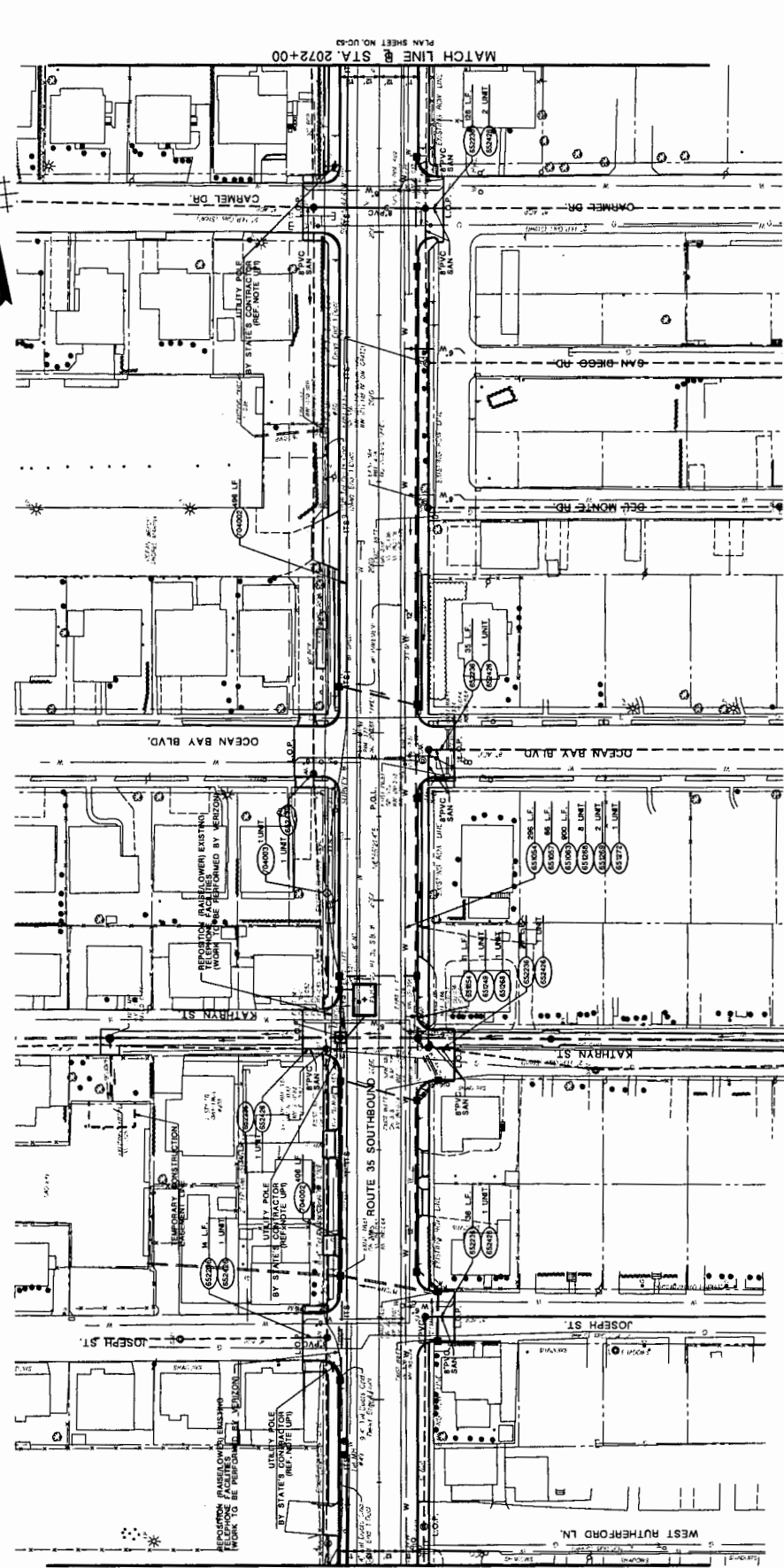
ITEM NO.	TO BE CONSTRUCTED	CONTRACT QUANTITY
65050P	8" DUCTILE IRON WATER PIPE CLASS 52	960 L.F.
65050S	8" DUCTILE IRON WATER PIPE CLASS 52	960 L.F.
65050M	8" REEF PIPE INFRANT	3 UNITS
65050B	8" VALVES AND BOXES	3 UNITS
65050V	8" VALVES AND BOXES	3 UNITS
65050H	30" REINFORCED CONCRETE SEWER PIPE CLASS IV	32 L.F.
65050P	30" REINFORCED CONCRETE SEWER PIPE CLASS IV	32 L.F.
65050M	RECONSTRUCTED MANHOLE SANITARY SEWER USING EXISTING CASTING	3 UNITS
65050H	RECONSTRUCTED MANHOLE SANITARY SEWER USING EXISTING CASTING	3 UNITS
65050M	115' CONDUIT TYPE "A" MANHOLE	900 L.F.

NEW JERSEY DEPARTMENT OF TRANSPORTATION
UTILITY AND ITS CONSTRUCTION PLANS
 ROUTE 35 CONTRACT NO. 060650321
 THE NEW JERSEY DEPARTMENT OF TRANSPORTATION
 DIVISION OF AUTOMATION, NO. JMS1720006
 DATE: 4. MAR. 2004
 NEW JERSEY PROFESSIONAL ENGINEER LICENSE NO. 408247400

STATE FEDERAL PROJECT NO.
N.J. 877044 (PM)

COUNTY OF OCEAN

TOWNSHIP OF TOMS RIVER



MATCH LINE @ STA. 2063+00
PLAN SHEET NO. UC-51

MATCH LINE @ STA. 2072+00
PLAN SHEET NO. UC-49

ITEM NO.	TO BE CONSTRUCTED	CONTRACT QUANTITY
65054P	6" DUCTILE IRON WATER PIPE CLASS 52	307 L.F.
65055P	6" DUCTILE IRON WATER PIPE CLASS 52	86 L.F.
65056P	6" DUCTILE IRON WATER PIPE CLASS 52	86 L.F.
65057P	6" VALVES AND BOXES	1 UNIT
65058P	6" VALVES AND BOXES	9 UNIT
65059P	6" VALVES AND BOXES	7 UNIT
65060P	6" POLYETHYLENE GLASS REINFORCED PIPE	256 L.F.
65061P	REINFORCING MANHOLE RINGS (EXISTING CASTING)	7 UNIT
65062P	REINFORCING MANHOLE RINGS (EXISTING CASTING)	7 UNIT
65063P	REINFORCING MANHOLE RINGS (EXISTING CASTING)	802 L.F.
65064P	ITS CONCRETE TYPE "A" MOWERED	1 UNIT
65065P	JUNCTION BOX, TYPE "A"	1 UNIT

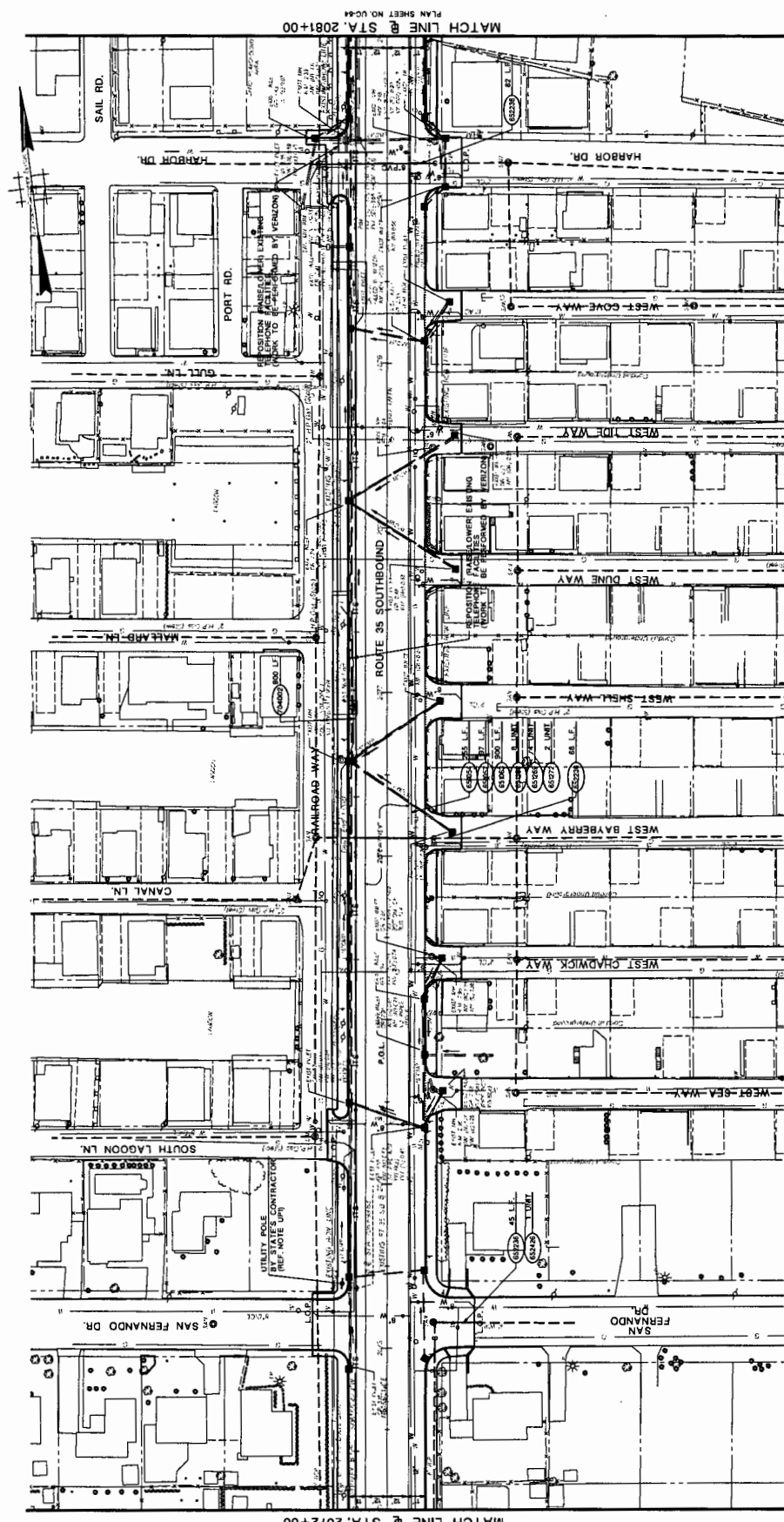
NOTES:
1. FOR PAVEMENT TRANSITION TO MEET EXISTING PAVEMENT DETAILS TO CONSTRUCTION.
2. CONTRACTOR SHALL TEST EXISTING UTILITY TO VERIFY LOCATION, DEPTH, SIZE AND MATERIAL.
3. AND ENCLOSED CONTROL PLANS.

NEW JERSEY DEPARTMENT OF TRANSPORTATION
UTILITY AND ITS CONSTRUCTION PLANS
ROUTE 35 CONTRACT NO. 004850021
THE N.J.A. GROUP
DEPARTMENT OF TRANSPORTATION NO. 2403790000
GEOFFREY J. BAYNE
REGISTERED PROFESSIONAL ENGINEER LICENSE NO. 1160430000
228
630

STATE FEDERAL PROJECT NO.
N.J. ENR04 (04)

COUNTY OF OCEAN

TOWNSHIP OF TOMS RIVER



MATCH LINE @ STA. 2081+00
PLAN SHEET NO. UC-44

MATCH LINE @ STA. 2072+00
PLAN SHEET NO. UC-52



NEW JERSEY DEPARTMENT OF TRANSPORTATION
**UTILITY AND ITS
CONSTRUCTION PLANS**
ROUTE 35 CONTRACT NO. 004950321
DATE: 08/11/04
DESIGNED BY: [Signature]
CHECKED BY: [Signature]
IN CHARGE: [Signature]
NEW JERSEY PROFESSIONAL ENGINEER LICENSE NO. 1480201000

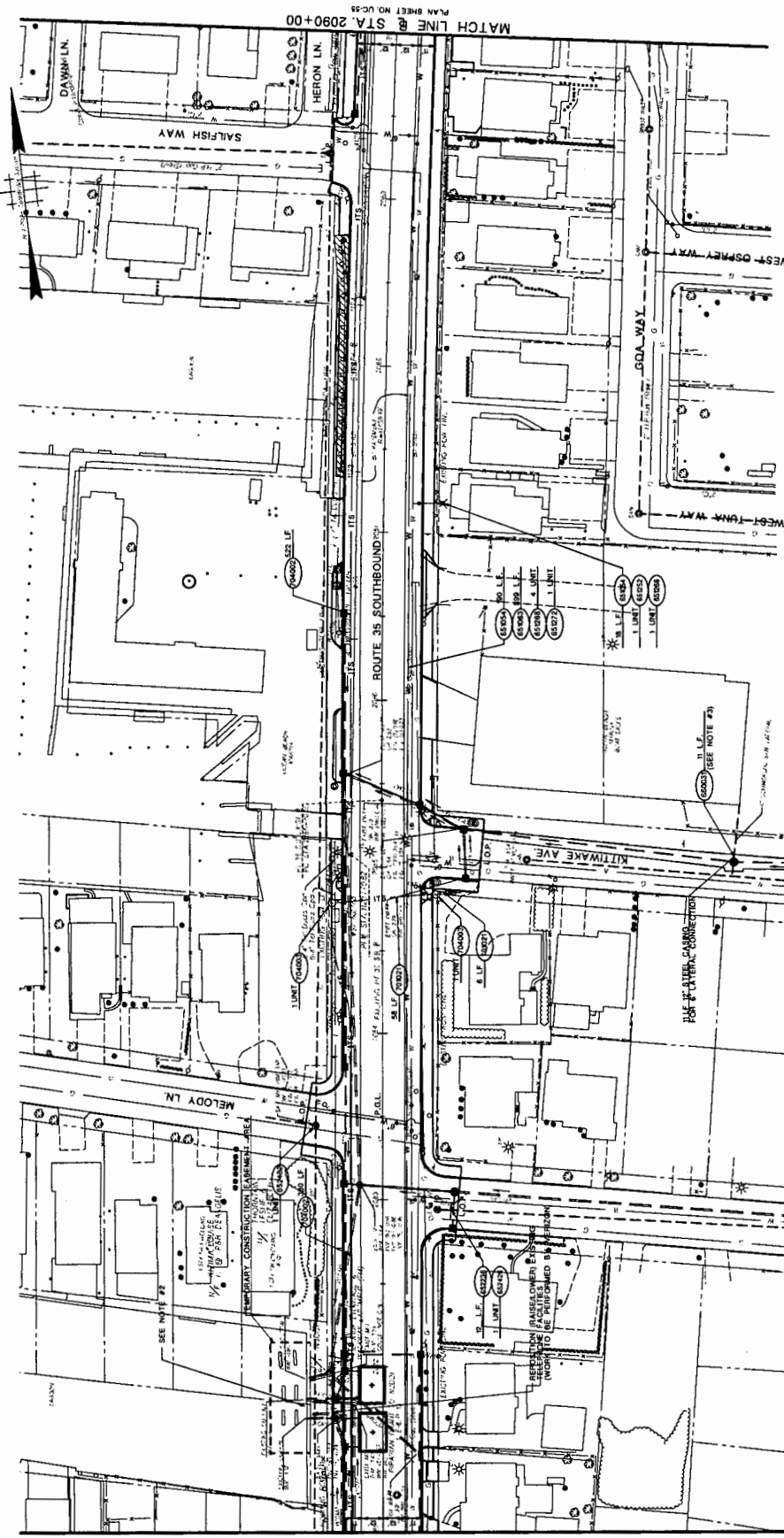
STD. ITEM NO.	TO BE CONSTRUCTED	CONTRACT QUANTITY
852000	12" DUCTILE IRON WATER PIPE, CLASS 52	800 L.F.
852010	12" DUCTILE IRON WATER PIPE, CLASS 52	800 L.F.
852020	12" DUCTILE IRON WATER PIPE, CLASS 52	800 L.F.
852030	6" VALVES AND BOXES	8 UNIT
852040	12" VALVES AND BOXES	2 UNIT
852050	8" POLYVINYL CHLORIDE SEWER PIPE	800 L.F.
852060	8" POLYVINYL CHLORIDE SEWER PIPE	800 L.F.
852070	8" POLYVINYL CHLORIDE SEWER PIPE	800 L.F.
852080	8" POLYVINYL CHLORIDE SEWER PIPE	800 L.F.
852090	8" POLYVINYL CHLORIDE SEWER PIPE	800 L.F.
852100	8" POLYVINYL CHLORIDE SEWER PIPE	800 L.F.
852110	8" POLYVINYL CHLORIDE SEWER PIPE	800 L.F.
852120	8" POLYVINYL CHLORIDE SEWER PIPE	800 L.F.
852130	8" POLYVINYL CHLORIDE SEWER PIPE	800 L.F.
852140	8" POLYVINYL CHLORIDE SEWER PIPE	800 L.F.
852150	8" POLYVINYL CHLORIDE SEWER PIPE	800 L.F.
852160	8" POLYVINYL CHLORIDE SEWER PIPE	800 L.F.
852170	8" POLYVINYL CHLORIDE SEWER PIPE	800 L.F.
852180	8" POLYVINYL CHLORIDE SEWER PIPE	800 L.F.
852190	8" POLYVINYL CHLORIDE SEWER PIPE	800 L.F.
852200	8" POLYVINYL CHLORIDE SEWER PIPE	800 L.F.
852210	8" POLYVINYL CHLORIDE SEWER PIPE	800 L.F.
852220	8" POLYVINYL CHLORIDE SEWER PIPE	800 L.F.
852230	8" POLYVINYL CHLORIDE SEWER PIPE	800 L.F.
852240	8" POLYVINYL CHLORIDE SEWER PIPE	800 L.F.
852250	8" POLYVINYL CHLORIDE SEWER PIPE	800 L.F.
852260	8" POLYVINYL CHLORIDE SEWER PIPE	800 L.F.
852270	8" POLYVINYL CHLORIDE SEWER PIPE	800 L.F.
852280	8" POLYVINYL CHLORIDE SEWER PIPE	800 L.F.
852290	8" POLYVINYL CHLORIDE SEWER PIPE	800 L.F.
852300	8" POLYVINYL CHLORIDE SEWER PIPE	800 L.F.

229
630

STATE FEDERAL PROJECT NO.
N.J. FR-7044 (D4)

COUNTY OF OCEAN

TOWNSHIP OF TOMS RIVER



NEW JERSEY DEPARTMENT OF TRANSPORTATION
**UTILITY AND ITS
CONSTRUCTION PLANS**
ROUTE 35 CONTRACT NO. 004950321
THE BELL GROUP
CONTRACTOR'S ATTENTION NO. 502220000
NEW JERSEY PROFESSIONAL BOARD LICENSE NO. J108001338

- NOTES:
- FOR PAVEMENT TRANSITION TO MEET EXISTING REFERENCE PAVEMENT DETAILS.
 - WORKING ON ADJACENT UTILITY FACILITIES WHEN CONSTRUCTION OF ALL UTILITIES IS COMPLETE.
 - SEE CONSTRUCTION DETAILS FOR SANITARY STEEL CASING THROUGH MANHOLE.

STD. ITEM NO.	TO BE CONSTRUCTED	CONTRACT QUANTITY
65063P	6" DUCTILE IRON WATER PIPE CLASS 50	899 L.F.
65065P	8" DUCTILE IRON WATER PIPE CLASS 50	1 UNIT
65070P	4" DUCTILE IRON WATER PIPE CLASS 50	1 UNIT
65072M	6" VALVES AND BOXES	1 UNIT
65073P	8" POLYVINYL CHLORIDE SEWER PIPE	12 L.F.
65074M	8" POLYVINYL CHLORIDE SEWER MANHOLE WITH 18" RINGS	1 UNIT
65075M	8" POLYVINYL CHLORIDE SEWER MANHOLE WITH 18" RINGS	1 UNIT
65076M	8" POLYVINYL CHLORIDE SEWER MANHOLE WITH 18" RINGS	1 UNIT
65077P	8" POLYVINYL CHLORIDE SEWER MANHOLE WITH 18" RINGS	1 UNIT
65078P	8" POLYVINYL CHLORIDE SEWER MANHOLE WITH 18" RINGS	1 UNIT
65079P	8" POLYVINYL CHLORIDE SEWER MANHOLE WITH 18" RINGS	1 UNIT
65080P	8" POLYVINYL CHLORIDE SEWER MANHOLE WITH 18" RINGS	1 UNIT
65081P	8" POLYVINYL CHLORIDE SEWER MANHOLE WITH 18" RINGS	1 UNIT
65082P	8" POLYVINYL CHLORIDE SEWER MANHOLE WITH 18" RINGS	1 UNIT
65083P	8" POLYVINYL CHLORIDE SEWER MANHOLE WITH 18" RINGS	1 UNIT
65084P	8" POLYVINYL CHLORIDE SEWER MANHOLE WITH 18" RINGS	1 UNIT
65085P	8" POLYVINYL CHLORIDE SEWER MANHOLE WITH 18" RINGS	1 UNIT
65086P	8" POLYVINYL CHLORIDE SEWER MANHOLE WITH 18" RINGS	1 UNIT
65087P	8" POLYVINYL CHLORIDE SEWER MANHOLE WITH 18" RINGS	1 UNIT
65088P	8" POLYVINYL CHLORIDE SEWER MANHOLE WITH 18" RINGS	1 UNIT
65089P	8" POLYVINYL CHLORIDE SEWER MANHOLE WITH 18" RINGS	1 UNIT
65090P	8" POLYVINYL CHLORIDE SEWER MANHOLE WITH 18" RINGS	1 UNIT
65091P	8" POLYVINYL CHLORIDE SEWER MANHOLE WITH 18" RINGS	1 UNIT
65092P	8" POLYVINYL CHLORIDE SEWER MANHOLE WITH 18" RINGS	1 UNIT
65093P	8" POLYVINYL CHLORIDE SEWER MANHOLE WITH 18" RINGS	1 UNIT
65094P	8" POLYVINYL CHLORIDE SEWER MANHOLE WITH 18" RINGS	1 UNIT
65095P	8" POLYVINYL CHLORIDE SEWER MANHOLE WITH 18" RINGS	1 UNIT
65096P	8" POLYVINYL CHLORIDE SEWER MANHOLE WITH 18" RINGS	1 UNIT
65097P	8" POLYVINYL CHLORIDE SEWER MANHOLE WITH 18" RINGS	1 UNIT
65098P	8" POLYVINYL CHLORIDE SEWER MANHOLE WITH 18" RINGS	1 UNIT
65099P	8" POLYVINYL CHLORIDE SEWER MANHOLE WITH 18" RINGS	1 UNIT
65100P	8" POLYVINYL CHLORIDE SEWER MANHOLE WITH 18" RINGS	1 UNIT
65101P	8" POLYVINYL CHLORIDE SEWER MANHOLE WITH 18" RINGS	1 UNIT
65102P	8" POLYVINYL CHLORIDE SEWER MANHOLE WITH 18" RINGS	1 UNIT
65103P	8" POLYVINYL CHLORIDE SEWER MANHOLE WITH 18" RINGS	1 UNIT
65104P	8" POLYVINYL CHLORIDE SEWER MANHOLE WITH 18" RINGS	1 UNIT
65105P	8" POLYVINYL CHLORIDE SEWER MANHOLE WITH 18" RINGS	1 UNIT
65106P	8" POLYVINYL CHLORIDE SEWER MANHOLE WITH 18" RINGS	1 UNIT
65107P	8" POLYVINYL CHLORIDE SEWER MANHOLE WITH 18" RINGS	1 UNIT
65108P	8" POLYVINYL CHLORIDE SEWER MANHOLE WITH 18" RINGS	1 UNIT
65109P	8" POLYVINYL CHLORIDE SEWER MANHOLE WITH 18" RINGS	1 UNIT
65110P	8" POLYVINYL CHLORIDE SEWER MANHOLE WITH 18" RINGS	1 UNIT
65111P	8" POLYVINYL CHLORIDE SEWER MANHOLE WITH 18" RINGS	1 UNIT
65112P	8" POLYVINYL CHLORIDE SEWER MANHOLE WITH 18" RINGS	1 UNIT
65113P	8" POLYVINYL CHLORIDE SEWER MANHOLE WITH 18" RINGS	1 UNIT
65114P	8" POLYVINYL CHLORIDE SEWER MANHOLE WITH 18" RINGS	1 UNIT
65115P	8" POLYVINYL CHLORIDE SEWER MANHOLE WITH 18" RINGS	1 UNIT
65116P	8" POLYVINYL CHLORIDE SEWER MANHOLE WITH 18" RINGS	1 UNIT
65117P	8" POLYVINYL CHLORIDE SEWER MANHOLE WITH 18" RINGS	1 UNIT
65118P	8" POLYVINYL CHLORIDE SEWER MANHOLE WITH 18" RINGS	1 UNIT
65119P	8" POLYVINYL CHLORIDE SEWER MANHOLE WITH 18" RINGS	1 UNIT
65120P	8" POLYVINYL CHLORIDE SEWER MANHOLE WITH 18" RINGS	1 UNIT
65121P	8" POLYVINYL CHLORIDE SEWER MANHOLE WITH 18" RINGS	1 UNIT
65122P	8" POLYVINYL CHLORIDE SEWER MANHOLE WITH 18" RINGS	1 UNIT
65123P	8" POLYVINYL CHLORIDE SEWER MANHOLE WITH 18" RINGS	1 UNIT
65124P	8" POLYVINYL CHLORIDE SEWER MANHOLE WITH 18" RINGS	1 UNIT
65125P	8" POLYVINYL CHLORIDE SEWER MANHOLE WITH 18" RINGS	1 UNIT
65126P	8" POLYVINYL CHLORIDE SEWER MANHOLE WITH 18" RINGS	1 UNIT
65127P	8" POLYVINYL CHLORIDE SEWER MANHOLE WITH 18" RINGS	1 UNIT
65128P	8" POLYVINYL CHLORIDE SEWER MANHOLE WITH 18" RINGS	1 UNIT
65129P	8" POLYVINYL CHLORIDE SEWER MANHOLE WITH 18" RINGS	1 UNIT
65130P	8" POLYVINYL CHLORIDE SEWER MANHOLE WITH 18" RINGS	1 UNIT
65131P	8" POLYVINYL CHLORIDE SEWER MANHOLE WITH 18" RINGS	1 UNIT
65132P	8" POLYVINYL CHLORIDE SEWER MANHOLE WITH 18" RINGS	1 UNIT
65133P	8" POLYVINYL CHLORIDE SEWER MANHOLE WITH 18" RINGS	1 UNIT
65134P	8" POLYVINYL CHLORIDE SEWER MANHOLE WITH 18" RINGS	1 UNIT
65135P	8" POLYVINYL CHLORIDE SEWER MANHOLE WITH 18" RINGS	1 UNIT
65136P	8" POLYVINYL CHLORIDE SEWER MANHOLE WITH 18" RINGS	1 UNIT
65137P	8" POLYVINYL CHLORIDE SEWER MANHOLE WITH 18" RINGS	1 UNIT
65138P	8" POLYVINYL CHLORIDE SEWER MANHOLE WITH 18" RINGS	1 UNIT
65139P	8" POLYVINYL CHLORIDE SEWER MANHOLE WITH 18" RINGS	1 UNIT
65140P	8" POLYVINYL CHLORIDE SEWER MANHOLE WITH 18" RINGS	1 UNIT
65141P	8" POLYVINYL CHLORIDE SEWER MANHOLE WITH 18" RINGS	1 UNIT
65142P	8" POLYVINYL CHLORIDE SEWER MANHOLE WITH 18" RINGS	1 UNIT
65143P	8" POLYVINYL CHLORIDE SEWER MANHOLE WITH 18" RINGS	1 UNIT
65144P	8" POLYVINYL CHLORIDE SEWER MANHOLE WITH 18" RINGS	1 UNIT
65145P	8" POLYVINYL CHLORIDE SEWER MANHOLE WITH 18" RINGS	1 UNIT
65146P	8" POLYVINYL CHLORIDE SEWER MANHOLE WITH 18" RINGS	1 UNIT
65147P	8" POLYVINYL CHLORIDE SEWER MANHOLE WITH 18" RINGS	1 UNIT
65148P	8" POLYVINYL CHLORIDE SEWER MANHOLE WITH 18" RINGS	1 UNIT
65149P	8" POLYVINYL CHLORIDE SEWER MANHOLE WITH 18" RINGS	1 UNIT
65150P	8" POLYVINYL CHLORIDE SEWER MANHOLE WITH 18" RINGS	1 UNIT

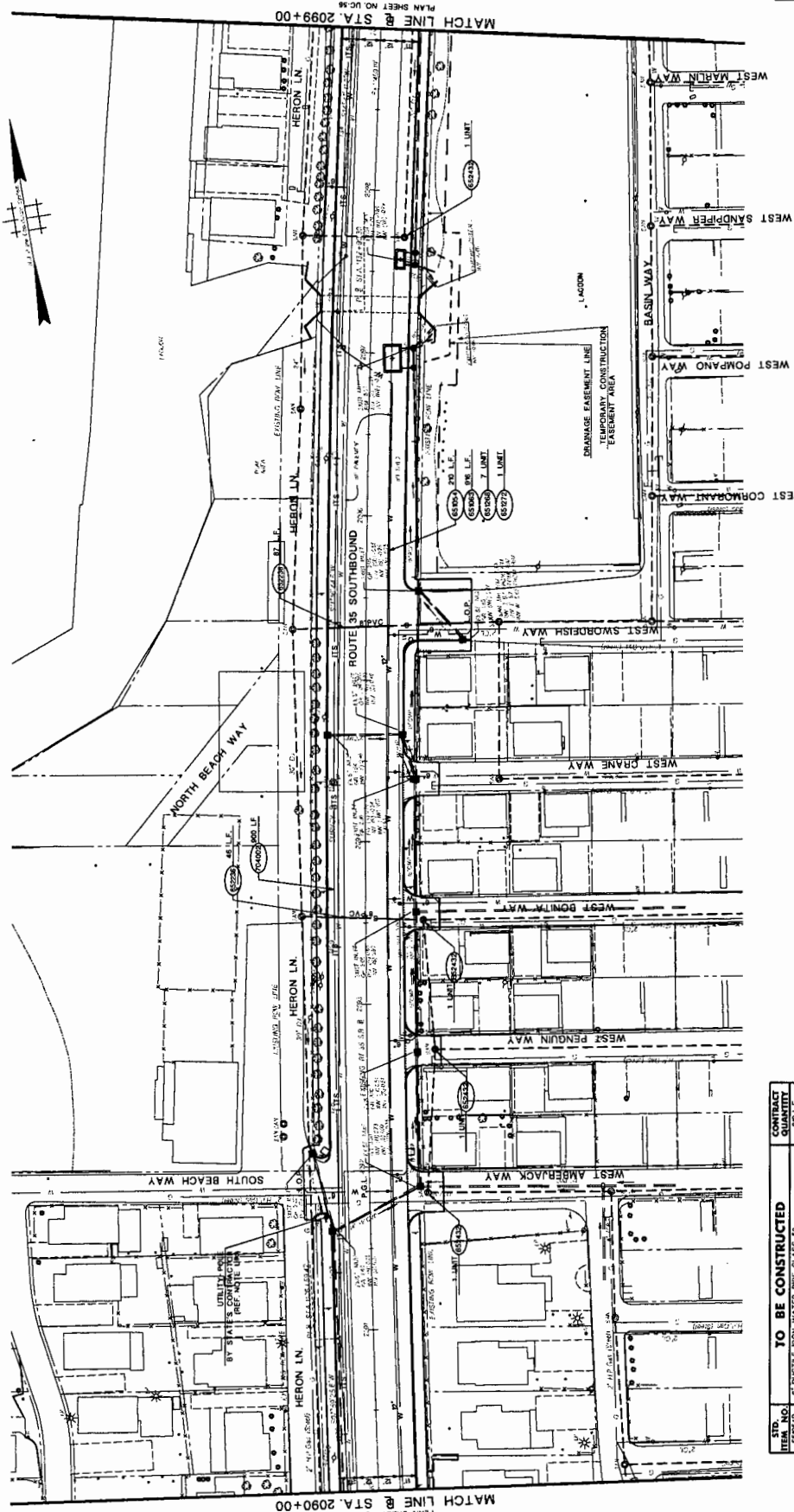
MATCH LINE @ STA. 2081+00
PLAN SHEET NO. UC-55

MATCH LINE @ STA. 2090+00
PLAN SHEET NO. UC-56

230
630

STATE FEDERAL PROJECT NO.
N.J. ENR041 (04)

COUNTY OF OCEAN



MATCH LINE @ STA. 2099+00
PLAN SHEET NO. UC-58

MATCH LINE @ STA. 2090+00
PLAN SHEET NO. UC-58

NEW JERSEY DEPARTMENT OF TRANSPORTATION
ROUTE 35 CONTRACT NO. 004950321
UTILITY AND ITS CONSTRUCTION PLANS
THE NEW JERSEY DEPARTMENT OF TRANSPORTATION
DIVISION OF HIGHWAYS
NEW JERSEY PROFESSIONAL ENGINEER LICENSE NO. JAE000000000

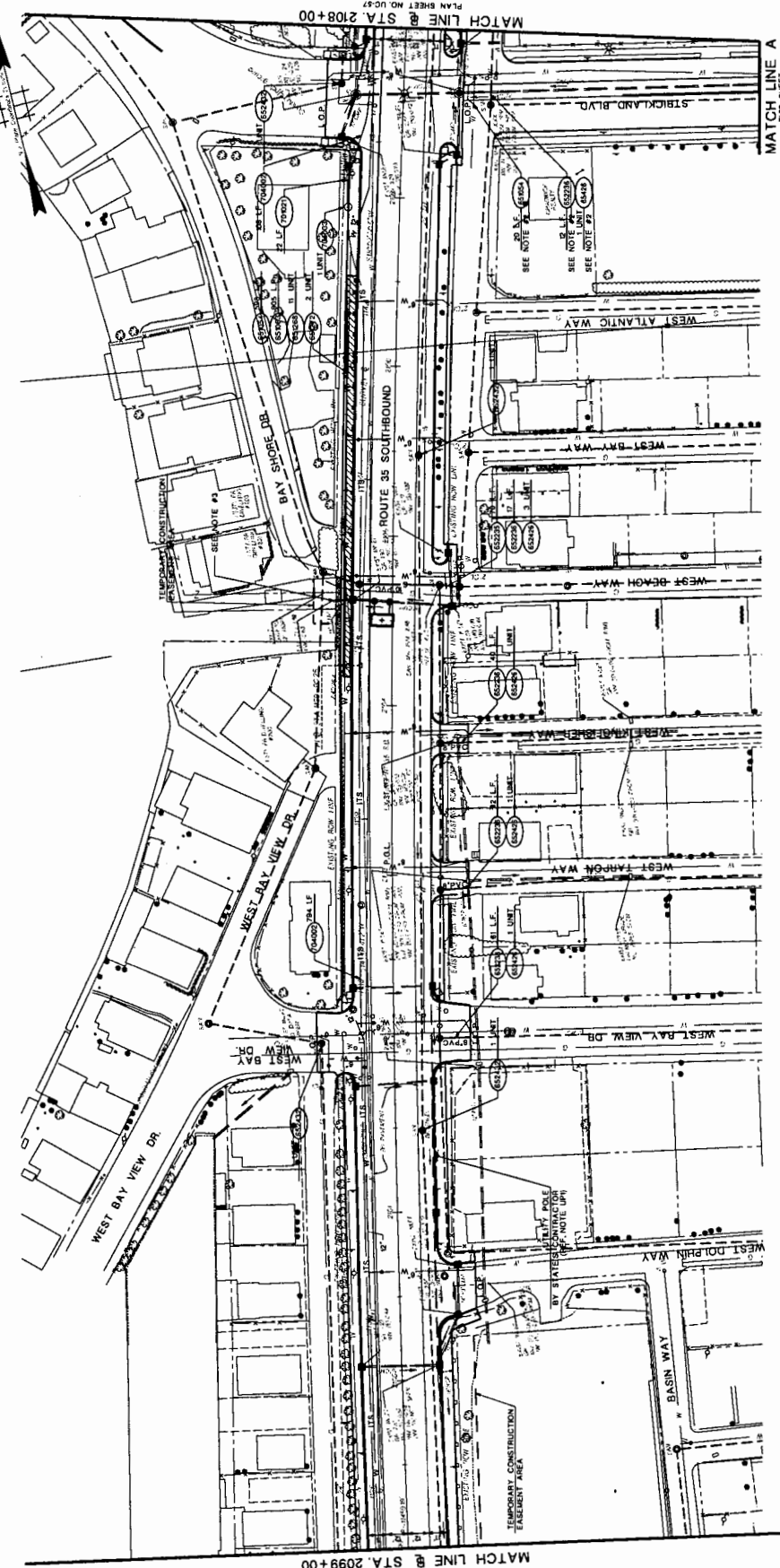
211
\$30

ITEM NO.	TO BE CONSTRUCTED	QUANTITY
65254P	6" DUCTILE IRON WATER PIPE, CLASS 52	20 LF.
65255P	6" DUCTILE IRON WATER PIPE, CLASS 52	88 LF.
65256P	6" DUCTILE IRON WATER PIPE, CLASS 52	10 LF.
65257P	6" VALVES AND BOXES	1 UNIT
65258P	8" POLYVINYL CHLORIDE SEWER PIPE	133 LF.
65259P	8" POLYVINYL CHLORIDE SEWER PIPE	133 LF.
65260P	8" POLYVINYL CHLORIDE SEWER PIPE	100 LF.

STATE FEDERAL PROJECT NO.
N.J. E87044 (04)

COUNTY OF OCEAN

TOWNSHIP OF TOMS RIVER



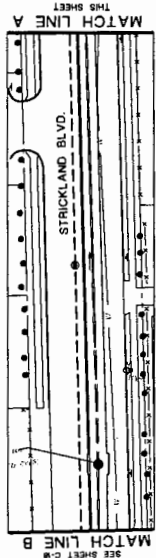
MATCH LINE @ STA 2099+00
PLAN SHEET NO. UC-55

MATCH LINE @ STA 2108+00
PLAN SHEET NO. UC-57

SYD. ITEM NO.	DESCRIPTION	CONTRACT QUANTITY
620000	8" DUCTILE IRON WATER PIPE CLASS 52	905 L.F.
620005	8" POLYETHYLENE GLASS REINFORCED SANDWICH PIPE	100 L.F.
620010	8" POLYETHYLENE GLASS REINFORCED SANDWICH PIPE	2 UNITS
620015	8" POLYETHYLENE GLASS REINFORCED SANDWICH PIPE	2 UNITS
620020	8" POLYETHYLENE GLASS REINFORCED SANDWICH PIPE	70 L.F.
620025	8" POLYETHYLENE GLASS REINFORCED SANDWICH PIPE	72 L.F.
620030	8" POLYETHYLENE GLASS REINFORCED SANDWICH PIPE	4 UNITS
620035	8" POLYETHYLENE GLASS REINFORCED SANDWICH PIPE	22 L.F.
620040	8" POLYETHYLENE GLASS REINFORCED SANDWICH PIPE	802 L.F.
620045	8" POLYETHYLENE GLASS REINFORCED SANDWICH PIPE	1 UNIT

TO BE CONSTRUCTED

SYD. ITEM NO.	DESCRIPTION	CONTRACT QUANTITY
620050	8" POLYETHYLENE GLASS REINFORCED SANDWICH PIPE	100 L.F.
620055	8" POLYETHYLENE GLASS REINFORCED SANDWICH PIPE	2 UNITS
620060	8" POLYETHYLENE GLASS REINFORCED SANDWICH PIPE	2 UNITS
620065	8" POLYETHYLENE GLASS REINFORCED SANDWICH PIPE	70 L.F.
620070	8" POLYETHYLENE GLASS REINFORCED SANDWICH PIPE	72 L.F.
620075	8" POLYETHYLENE GLASS REINFORCED SANDWICH PIPE	4 UNITS
620080	8" POLYETHYLENE GLASS REINFORCED SANDWICH PIPE	22 L.F.
620085	8" POLYETHYLENE GLASS REINFORCED SANDWICH PIPE	802 L.F.
620090	8" POLYETHYLENE GLASS REINFORCED SANDWICH PIPE	1 UNIT



MATCH LINE A
THIS SHEET

MATCH LINE B
SEE SHEET C-M

- NOTES:
1. FOR PAVEMENT TRANSITION TO MEET EXISTING REFERENCE PAVEMENT DETAILS.
 2. CONTRACTOR SHALL PROTECT ALL ADJACENT SANITARY FACILITIES WHEN WORKING ON ADJACENT
 3. OUTFALL CONSTRUCTION.

NEW JERSEY DEPARTMENT OF TRANSPORTATION

UTILITY AND ITS CONSTRUCTION PLANS

ROUTE 35 CONTRACT NO. 004950321

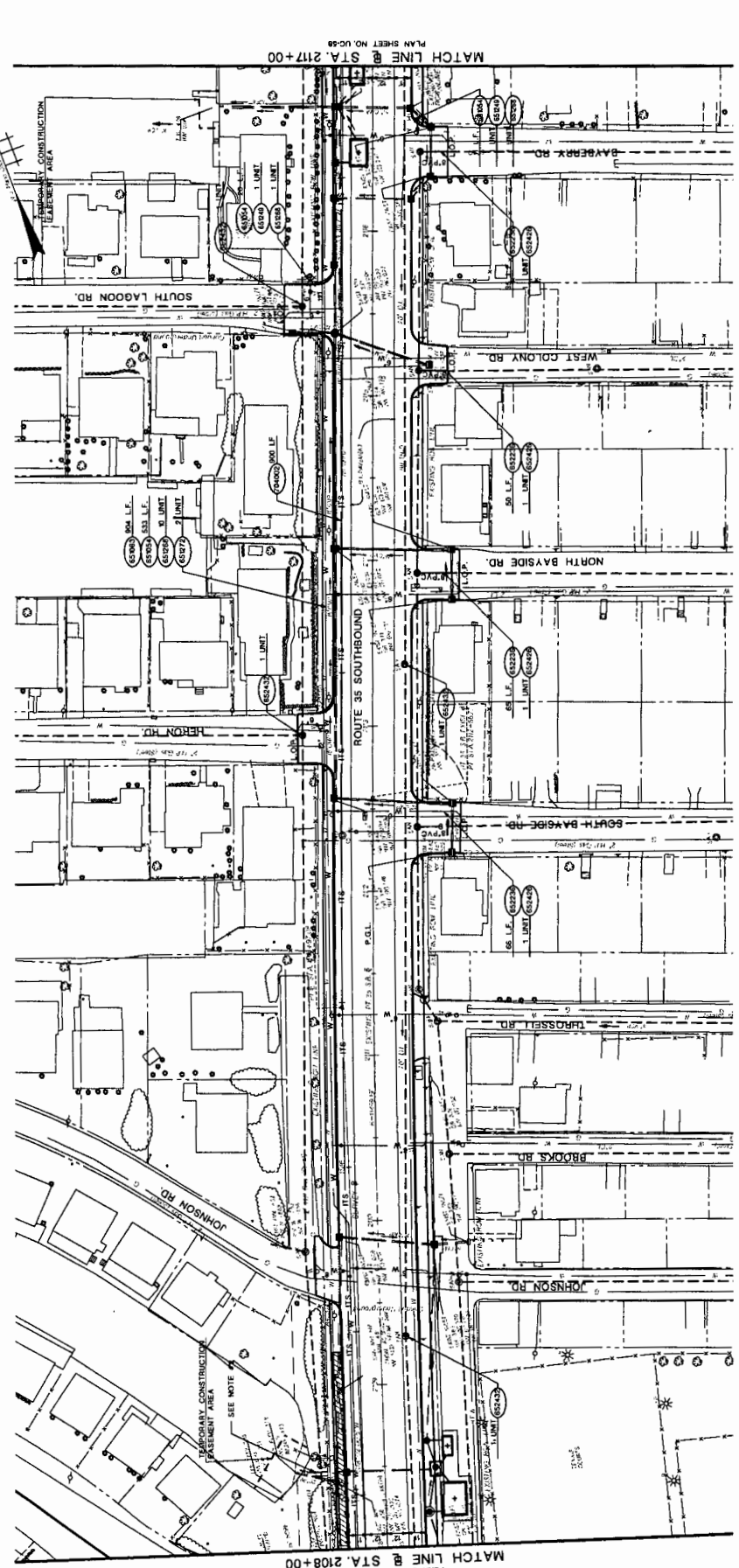
THE BIAL GROUP
PROJECT ENGINEER: JAMES BIAL
DATE: 11/15/2011
SCALE: AS SHOWN

222
630

STATE FEDERAL PROJECT NO.
N.J. FUNDING (04)

COUNTY OF OCEAN

TOWNSHIP OF TOMS RIVER



MATCH LINE @ STA. 217+00
PLAN SHEET NO. UC-58

MATCH LINE @ STA. 2108+00
PLAN SHEET NO. UC-58

STD. ITEM NO.	DESCRIPTION	CONTRACT QUANTITY
65000	CONSTRUCT 12" DIA. 10' LONG	1
65001	CONSTRUCT 12" DIA. 10' LONG	1
65002	CONSTRUCT 12" DIA. 10' LONG	1
65003	CONSTRUCT 12" DIA. 10' LONG	1
65004	CONSTRUCT 12" DIA. 10' LONG	1
65005	CONSTRUCT 12" DIA. 10' LONG	1
65006	CONSTRUCT 12" DIA. 10' LONG	1
65007	CONSTRUCT 12" DIA. 10' LONG	1
65008	CONSTRUCT 12" DIA. 10' LONG	1
65009	CONSTRUCT 12" DIA. 10' LONG	1
65010	CONSTRUCT 12" DIA. 10' LONG	1
65011	CONSTRUCT 12" DIA. 10' LONG	1
65012	CONSTRUCT 12" DIA. 10' LONG	1
65013	CONSTRUCT 12" DIA. 10' LONG	1
65014	CONSTRUCT 12" DIA. 10' LONG	1
65015	CONSTRUCT 12" DIA. 10' LONG	1
65016	CONSTRUCT 12" DIA. 10' LONG	1
65017	CONSTRUCT 12" DIA. 10' LONG	1
65018	CONSTRUCT 12" DIA. 10' LONG	1
65019	CONSTRUCT 12" DIA. 10' LONG	1
65020	CONSTRUCT 12" DIA. 10' LONG	1
65021	CONSTRUCT 12" DIA. 10' LONG	1
65022	CONSTRUCT 12" DIA. 10' LONG	1
65023	CONSTRUCT 12" DIA. 10' LONG	1
65024	CONSTRUCT 12" DIA. 10' LONG	1
65025	CONSTRUCT 12" DIA. 10' LONG	1
65026	CONSTRUCT 12" DIA. 10' LONG	1
65027	CONSTRUCT 12" DIA. 10' LONG	1
65028	CONSTRUCT 12" DIA. 10' LONG	1
65029	CONSTRUCT 12" DIA. 10' LONG	1
65030	CONSTRUCT 12" DIA. 10' LONG	1
65031	CONSTRUCT 12" DIA. 10' LONG	1
65032	CONSTRUCT 12" DIA. 10' LONG	1
65033	CONSTRUCT 12" DIA. 10' LONG	1
65034	CONSTRUCT 12" DIA. 10' LONG	1
65035	CONSTRUCT 12" DIA. 10' LONG	1
65036	CONSTRUCT 12" DIA. 10' LONG	1
65037	CONSTRUCT 12" DIA. 10' LONG	1
65038	CONSTRUCT 12" DIA. 10' LONG	1
65039	CONSTRUCT 12" DIA. 10' LONG	1
65040	CONSTRUCT 12" DIA. 10' LONG	1
65041	CONSTRUCT 12" DIA. 10' LONG	1
65042	CONSTRUCT 12" DIA. 10' LONG	1
65043	CONSTRUCT 12" DIA. 10' LONG	1
65044	CONSTRUCT 12" DIA. 10' LONG	1
65045	CONSTRUCT 12" DIA. 10' LONG	1
65046	CONSTRUCT 12" DIA. 10' LONG	1
65047	CONSTRUCT 12" DIA. 10' LONG	1
65048	CONSTRUCT 12" DIA. 10' LONG	1
65049	CONSTRUCT 12" DIA. 10' LONG	1
65050	CONSTRUCT 12" DIA. 10' LONG	1
65051	CONSTRUCT 12" DIA. 10' LONG	1
65052	CONSTRUCT 12" DIA. 10' LONG	1
65053	CONSTRUCT 12" DIA. 10' LONG	1
65054	CONSTRUCT 12" DIA. 10' LONG	1
65055	CONSTRUCT 12" DIA. 10' LONG	1
65056	CONSTRUCT 12" DIA. 10' LONG	1
65057	CONSTRUCT 12" DIA. 10' LONG	1
65058	CONSTRUCT 12" DIA. 10' LONG	1
65059	CONSTRUCT 12" DIA. 10' LONG	1
65060	CONSTRUCT 12" DIA. 10' LONG	1
65061	CONSTRUCT 12" DIA. 10' LONG	1
65062	CONSTRUCT 12" DIA. 10' LONG	1
65063	CONSTRUCT 12" DIA. 10' LONG	1
65064	CONSTRUCT 12" DIA. 10' LONG	1
65065	CONSTRUCT 12" DIA. 10' LONG	1
65066	CONSTRUCT 12" DIA. 10' LONG	1
65067	CONSTRUCT 12" DIA. 10' LONG	1
65068	CONSTRUCT 12" DIA. 10' LONG	1
65069	CONSTRUCT 12" DIA. 10' LONG	1
65070	CONSTRUCT 12" DIA. 10' LONG	1
65071	CONSTRUCT 12" DIA. 10' LONG	1
65072	CONSTRUCT 12" DIA. 10' LONG	1
65073	CONSTRUCT 12" DIA. 10' LONG	1
65074	CONSTRUCT 12" DIA. 10' LONG	1
65075	CONSTRUCT 12" DIA. 10' LONG	1
65076	CONSTRUCT 12" DIA. 10' LONG	1
65077	CONSTRUCT 12" DIA. 10' LONG	1
65078	CONSTRUCT 12" DIA. 10' LONG	1
65079	CONSTRUCT 12" DIA. 10' LONG	1
65080	CONSTRUCT 12" DIA. 10' LONG	1
65081	CONSTRUCT 12" DIA. 10' LONG	1
65082	CONSTRUCT 12" DIA. 10' LONG	1
65083	CONSTRUCT 12" DIA. 10' LONG	1
65084	CONSTRUCT 12" DIA. 10' LONG	1
65085	CONSTRUCT 12" DIA. 10' LONG	1
65086	CONSTRUCT 12" DIA. 10' LONG	1
65087	CONSTRUCT 12" DIA. 10' LONG	1
65088	CONSTRUCT 12" DIA. 10' LONG	1
65089	CONSTRUCT 12" DIA. 10' LONG	1
65090	CONSTRUCT 12" DIA. 10' LONG	1
65091	CONSTRUCT 12" DIA. 10' LONG	1
65092	CONSTRUCT 12" DIA. 10' LONG	1
65093	CONSTRUCT 12" DIA. 10' LONG	1
65094	CONSTRUCT 12" DIA. 10' LONG	1
65095	CONSTRUCT 12" DIA. 10' LONG	1
65096	CONSTRUCT 12" DIA. 10' LONG	1
65097	CONSTRUCT 12" DIA. 10' LONG	1
65098	CONSTRUCT 12" DIA. 10' LONG	1
65099	CONSTRUCT 12" DIA. 10' LONG	1
65100	CONSTRUCT 12" DIA. 10' LONG	1

NOTES:
1. FOR PAVEMENT TRANSITION TO MEET EXISTING REFERENCE PAVEMENT DETAILS.
2. PROTECT ALL EXISTING SANITARY FACILITIES WHEN WORKING ON ADJACENT
3. SUT-FULL CONSTRUCTION.

NEW JERSEY DEPARTMENT OF TRANSPORTATION

UTILITY AND ITS CONSTRUCTION PLANS

ROUTE 35 CONTRACT NO. 004850321

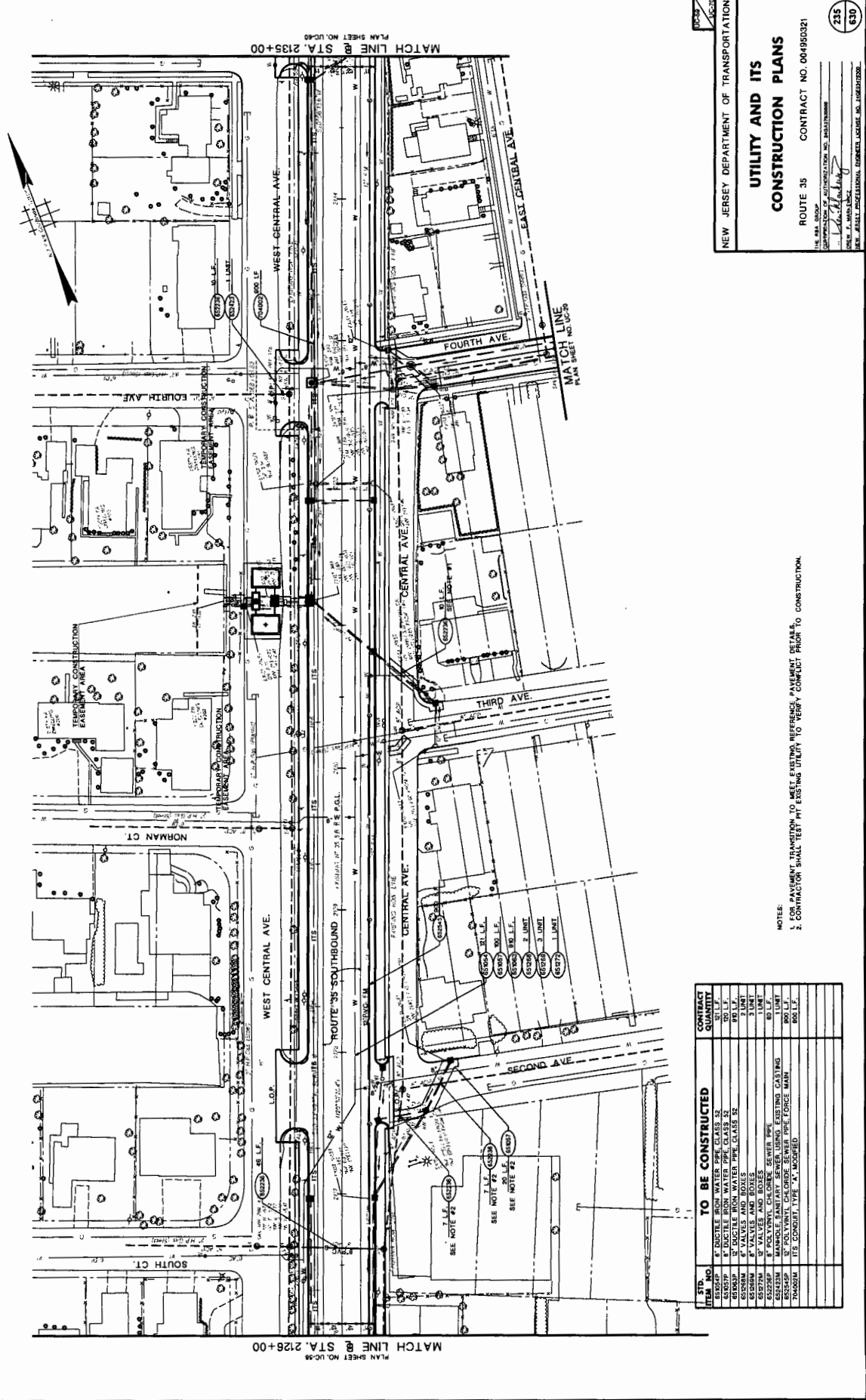
DATE: 10/15/2010
DRAWN BY: [Signature]
CHECKED BY: [Signature]
NEW JERSEY PROFESSIONAL ENGINEER LICENSE NO. 1484720000

213
\$30

STATE: N.J. FEDERAL PROJECT NO. EN-204 (B4)

COUNTY OF OCEAN

TOWNSHIP OF TOMS RIVER



ITEM NO.	DESCRIPTION	QUANTITY
800	6" DUCTILE IRON WATER PIPE CLASS 52	100 L.F.
801	6" DUCTILE IRON WATER PIPE CLASS 52	100 L.F.
802	6" VALVES AND BOXES	2 UNIT
803	6" VALVES AND BOXES	2 UNIT
804	6" POLYETHYLENE GLYCOL (PE) EXISTING CASTING	100 L.F.
805	6" POLYETHYLENE GLYCOL (PE) EXISTING CASTING	100 L.F.
806	6" POLYETHYLENE GLYCOL (PE) EXISTING CASTING	100 L.F.
807	6" POLYETHYLENE GLYCOL (PE) EXISTING CASTING	100 L.F.
808	6" POLYETHYLENE GLYCOL (PE) EXISTING CASTING	100 L.F.
809	6" POLYETHYLENE GLYCOL (PE) EXISTING CASTING	100 L.F.
810	6" POLYETHYLENE GLYCOL (PE) EXISTING CASTING	100 L.F.
811	6" POLYETHYLENE GLYCOL (PE) EXISTING CASTING	100 L.F.
812	6" POLYETHYLENE GLYCOL (PE) EXISTING CASTING	100 L.F.
813	6" POLYETHYLENE GLYCOL (PE) EXISTING CASTING	100 L.F.
814	6" POLYETHYLENE GLYCOL (PE) EXISTING CASTING	100 L.F.
815	6" POLYETHYLENE GLYCOL (PE) EXISTING CASTING	100 L.F.
816	6" POLYETHYLENE GLYCOL (PE) EXISTING CASTING	100 L.F.
817	6" POLYETHYLENE GLYCOL (PE) EXISTING CASTING	100 L.F.
818	6" POLYETHYLENE GLYCOL (PE) EXISTING CASTING	100 L.F.
819	6" POLYETHYLENE GLYCOL (PE) EXISTING CASTING	100 L.F.
820	6" POLYETHYLENE GLYCOL (PE) EXISTING CASTING	100 L.F.

TO BE CONSTRUCTED

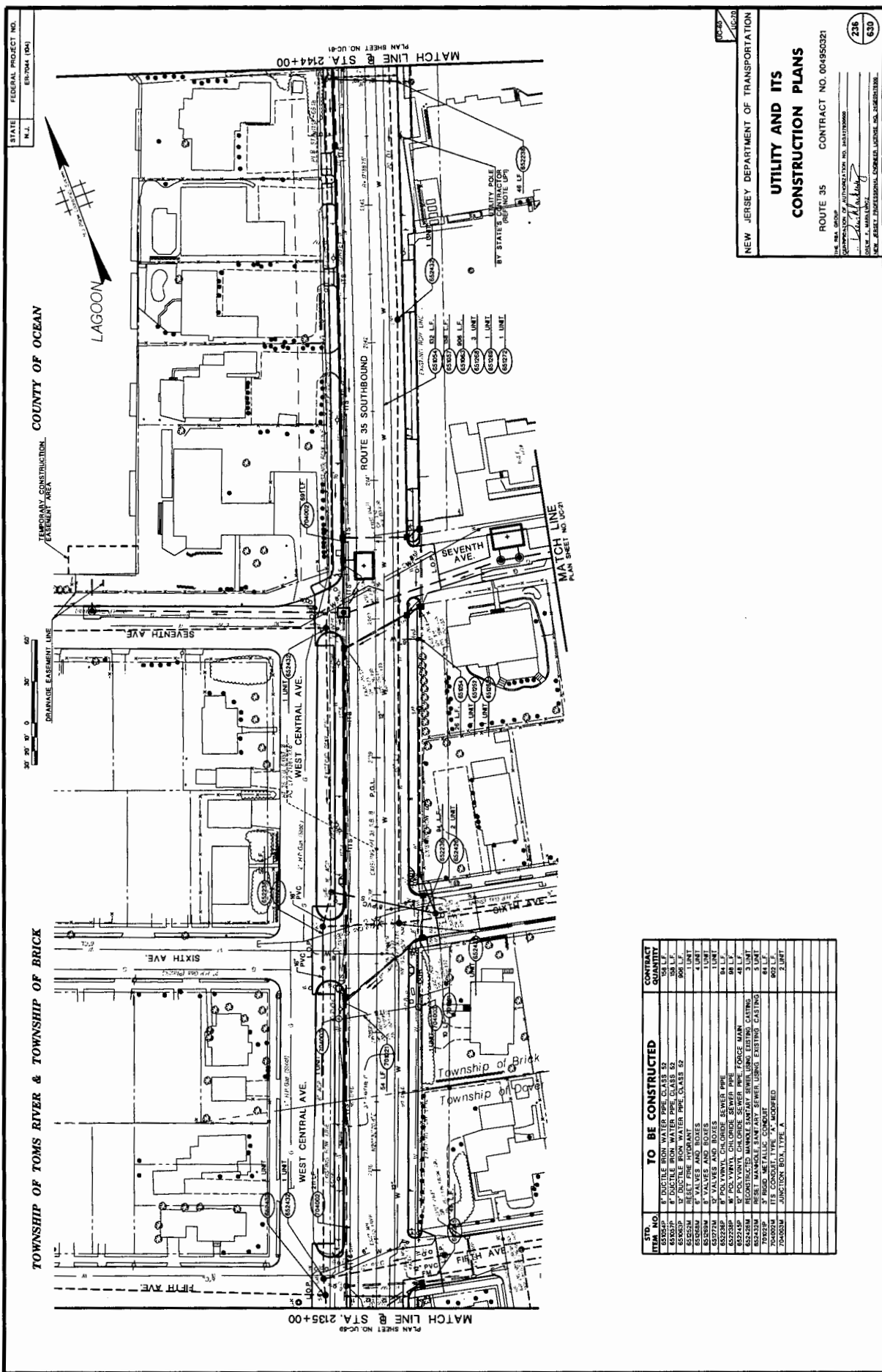
NOTES:
 1. CONTRACTOR SHALL VERIFY EXISTING UTILITIES TO VERIFY CONFLICT PRIOR TO CONSTRUCTION.
 2. CONTRACTOR SHALL TEST ALL EXISTING UTILITIES TO VERIFY CONFLICT PRIOR TO CONSTRUCTION.

NEW JERSEY DEPARTMENT OF TRANSPORTATION
UTILITY AND ITS CONSTRUCTION PLANS
 ROUTE 35 CONTRACT NO. 00493021
 CONTRACT DATE: 10/1/2000
 CONTRACTOR: [Signature]
 NEW JERSEY PROFESSIONAL ENGINEER LICENSE NO. 108127000

235
 830

MATCH LINE @ STA. 2135+00
 PLAN SHEET NO. UC-49

MATCH LINE @ STA. 2126+00
 PLAN SHEET NO. UC-48



STATE FEDERAL PROJECT NO.
N.J. E8-7044 (DU)

ROUTE 35 CONTRACT NO. 004950321

UTILITY AND ITS
CONSTRUCTION PLANS

NEW JERSEY DEPARTMENT OF TRANSPORTATION

THE REG. GROUP
CONTRACT NO. 004950321

238
630

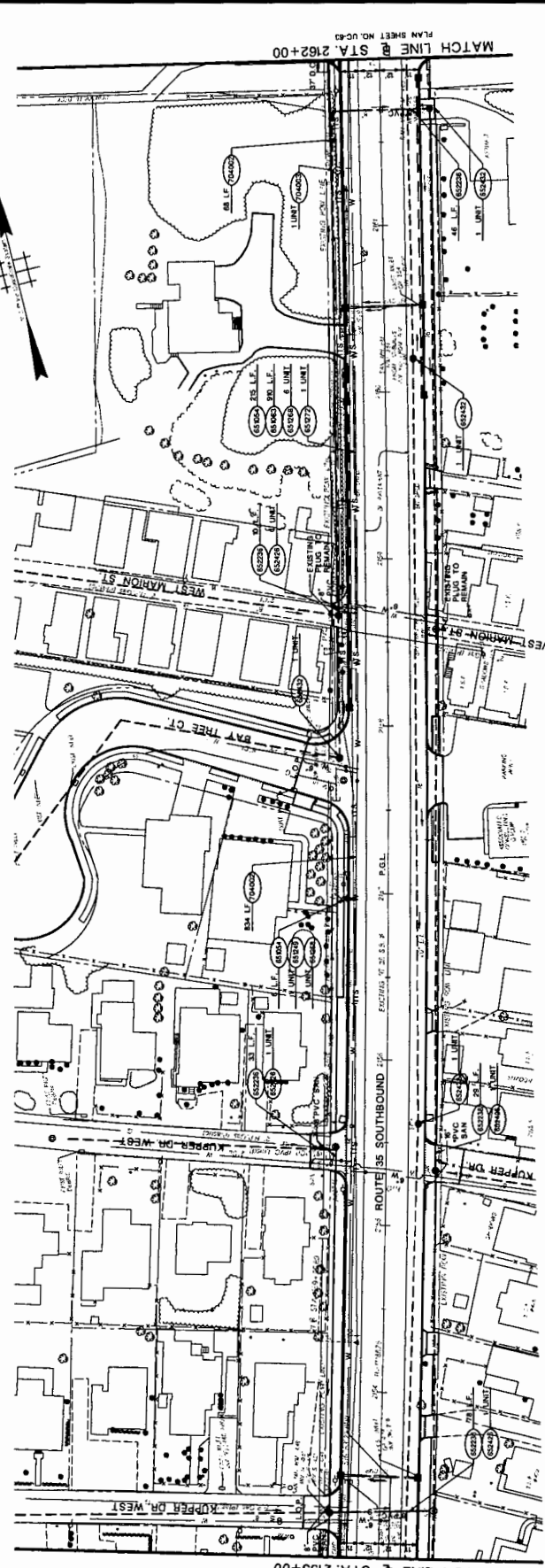
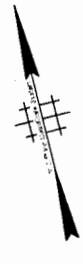
STD. NO.	CONTRACT DESCRIPTION	CONTRACT QUANTITY
652240	8" DUCTILE IRON WATER PIPE, CLASS 52	504 LF
652241	8" DUCTILE IRON WATER PIPE, CLASS 52	504 LF
652242	8" DUCTILE IRON WATER PIPE, CLASS 52	504 LF
652243	8" VALVES AND BOXES	4 UNITS
652244	8" VALVES AND BOXES	4 UNITS
652245	8" VALVES AND BOXES	4 UNITS
652246	8" POLYVINYL CHLORIDE SEWER PIPE	84 LF
652247	8" POLYVINYL CHLORIDE SEWER PIPE	84 LF
652248	8" POLYVINYL CHLORIDE SEWER PIPE	84 LF
652249	8" POLYVINYL CHLORIDE SEWER PIPE	84 LF
652250	30" RIGID METALLIC CONDUIT	5 UNITS
652251	30" RIGID METALLIC CONDUIT	5 UNITS
652252	30" RIGID METALLIC CONDUIT	5 UNITS
652253	30" RIGID METALLIC CONDUIT	5 UNITS
652254	30" RIGID METALLIC CONDUIT	5 UNITS
652255	30" RIGID METALLIC CONDUIT	5 UNITS
652256	30" RIGID METALLIC CONDUIT	5 UNITS
652257	30" RIGID METALLIC CONDUIT	5 UNITS
652258	30" RIGID METALLIC CONDUIT	5 UNITS
652259	30" RIGID METALLIC CONDUIT	5 UNITS
652260	30" RIGID METALLIC CONDUIT	5 UNITS
652261	30" RIGID METALLIC CONDUIT	5 UNITS
652262	30" RIGID METALLIC CONDUIT	5 UNITS
652263	30" RIGID METALLIC CONDUIT	5 UNITS
652264	30" RIGID METALLIC CONDUIT	5 UNITS
652265	30" RIGID METALLIC CONDUIT	5 UNITS
652266	30" RIGID METALLIC CONDUIT	5 UNITS
652267	30" RIGID METALLIC CONDUIT	5 UNITS
652268	30" RIGID METALLIC CONDUIT	5 UNITS
652269	30" RIGID METALLIC CONDUIT	5 UNITS
652270	30" RIGID METALLIC CONDUIT	5 UNITS
652271	30" RIGID METALLIC CONDUIT	5 UNITS
652272	30" RIGID METALLIC CONDUIT	5 UNITS
652273	30" RIGID METALLIC CONDUIT	5 UNITS
652274	30" RIGID METALLIC CONDUIT	5 UNITS
652275	30" RIGID METALLIC CONDUIT	5 UNITS
652276	30" RIGID METALLIC CONDUIT	5 UNITS
652277	30" RIGID METALLIC CONDUIT	5 UNITS
652278	30" RIGID METALLIC CONDUIT	5 UNITS
652279	30" RIGID METALLIC CONDUIT	5 UNITS
652280	30" RIGID METALLIC CONDUIT	5 UNITS
652281	30" RIGID METALLIC CONDUIT	5 UNITS
652282	30" RIGID METALLIC CONDUIT	5 UNITS
652283	30" RIGID METALLIC CONDUIT	5 UNITS
652284	30" RIGID METALLIC CONDUIT	5 UNITS
652285	30" RIGID METALLIC CONDUIT	5 UNITS
652286	30" RIGID METALLIC CONDUIT	5 UNITS
652287	30" RIGID METALLIC CONDUIT	5 UNITS
652288	30" RIGID METALLIC CONDUIT	5 UNITS
652289	30" RIGID METALLIC CONDUIT	5 UNITS
652290	30" RIGID METALLIC CONDUIT	5 UNITS
652291	30" RIGID METALLIC CONDUIT	5 UNITS
652292	30" RIGID METALLIC CONDUIT	5 UNITS
652293	30" RIGID METALLIC CONDUIT	5 UNITS
652294	30" RIGID METALLIC CONDUIT	5 UNITS
652295	30" RIGID METALLIC CONDUIT	5 UNITS
652296	30" RIGID METALLIC CONDUIT	5 UNITS
652297	30" RIGID METALLIC CONDUIT	5 UNITS
652298	30" RIGID METALLIC CONDUIT	5 UNITS
652299	30" RIGID METALLIC CONDUIT	5 UNITS
652300	30" RIGID METALLIC CONDUIT	5 UNITS

TO BE CONSTRUCTED

STATE FEDERAL PROJECT NO.
NJL ERT004 (M)

TOWNSHIP OF BRICK

COUNTY OF OCEAN



MATCH LINE @ STA. 2162+00
PLAN SHEET NO. UC-43

MATCH LINE @ STA. 2153+00
PLAN SHEET NO. UC-41

STD. NO.	TO BE CONSTRUCTED	CONTRACT QUANTITY
650040	8" DUCTILE IRON WATER PIPE CLASS 52	221 LF
650045	8" DUCTILE IRON WATER PIPE CLASS 52	85 LF
650050	8" POLYETHYLENE GLASS REINFORCED FIBER (PFR) PIPE	7 UNITS
650055	8" VALVES AND BOXES	7 UNITS
650060	8" VALVES AND BOXES	1 UNIT
650065	8" POLYETHYLENE GLASS REINFORCED FIBER (PFR) PIPE	87 LF
650070	8" POLYETHYLENE GLASS REINFORCED FIBER (PFR) PIPE	1 UNIT
650075	8" POLYETHYLENE GLASS REINFORCED FIBER (PFR) PIPE	4 UNITS
650080	8" POLYETHYLENE GLASS REINFORCED FIBER (PFR) PIPE	1 UNIT
650085	8" POLYETHYLENE GLASS REINFORCED FIBER (PFR) PIPE	1 UNIT
650090	8" POLYETHYLENE GLASS REINFORCED FIBER (PFR) PIPE	1 UNIT

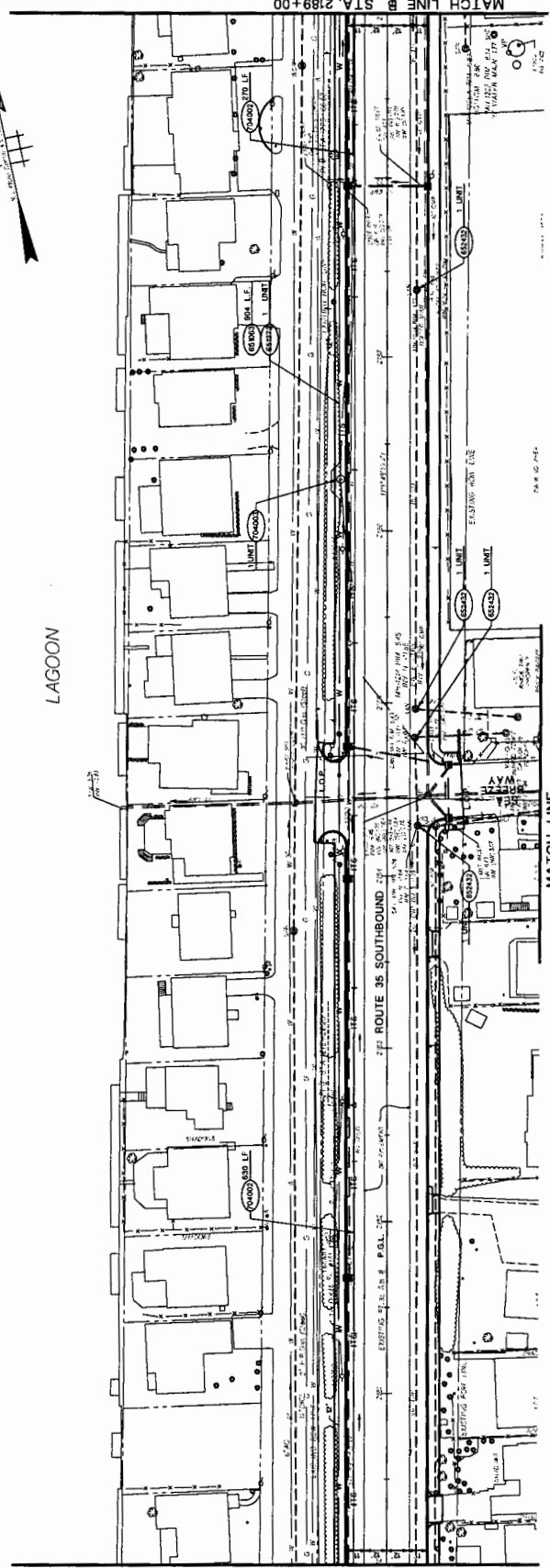
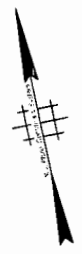
NEW JERSEY DEPARTMENT OF TRANSPORTATION
UTILITY AND ITS CONSTRUCTION PLANS
 ROUTE 35 CONTRACT NO. 004950321
 THE NEW JERSEY DEPARTMENT OF TRANSPORTATION
 CONTRACT ADMINISTRATION DIVISION
 215 WEST WASHINGTON STREET, SUITE 200
 TRENTON, NEW JERSEY 08646
 DATE: 11/11/2011
 DRAWN BY: [Signature]
 CHECKED BY: [Signature]
 218
 630

STATE FEDERAL PROJECT NO.
N.J. BR 704 (10)

COUNTY OF OCEAN



TOWNSHIP OF BRICK



MATCH LINE @ STA. 2180+00
PLAN SHEET NO. UC28

MATCH LINE @ STA. 2189+00
PLAN SHEET NO. UC28

STD. ITEM NO.	DESCRIPTION	TO BE CONSTRUCTED	CONTRACT QUANTITY
1	CONCRETE MANHOLE	CONCRETE MANHOLE	1 UNIT
2	CONCRETE MANHOLE	CONCRETE MANHOLE	1 UNIT
3	CONCRETE MANHOLE	CONCRETE MANHOLE	1 UNIT
4	CONCRETE MANHOLE	CONCRETE MANHOLE	1 UNIT
5	CONCRETE MANHOLE	CONCRETE MANHOLE	1 UNIT
6	CONCRETE MANHOLE	CONCRETE MANHOLE	1 UNIT
7	CONCRETE MANHOLE	CONCRETE MANHOLE	1 UNIT
8	CONCRETE MANHOLE	CONCRETE MANHOLE	1 UNIT
9	CONCRETE MANHOLE	CONCRETE MANHOLE	1 UNIT
10	CONCRETE MANHOLE	CONCRETE MANHOLE	1 UNIT
11	CONCRETE MANHOLE	CONCRETE MANHOLE	1 UNIT
12	CONCRETE MANHOLE	CONCRETE MANHOLE	1 UNIT
13	CONCRETE MANHOLE	CONCRETE MANHOLE	1 UNIT
14	CONCRETE MANHOLE	CONCRETE MANHOLE	1 UNIT
15	CONCRETE MANHOLE	CONCRETE MANHOLE	1 UNIT
16	CONCRETE MANHOLE	CONCRETE MANHOLE	1 UNIT
17	CONCRETE MANHOLE	CONCRETE MANHOLE	1 UNIT
18	CONCRETE MANHOLE	CONCRETE MANHOLE	1 UNIT
19	CONCRETE MANHOLE	CONCRETE MANHOLE	1 UNIT
20	CONCRETE MANHOLE	CONCRETE MANHOLE	1 UNIT

NOTES:
1. EXISTING BANTARY WILL BE WITHIN 24" PAVEMENT BOX AND MUST BE PROTECTED.

NEW JERSEY DEPARTMENT OF TRANSPORTATION
UTILITY AND ITS CONSTRUCTION PLANS
ROUTE 35 CONTRACT NO. 004950321
THE N.E.A. GROUP
1000 UNIVERSITY BLVD. W. EASTRORHME
NEW JERSEY 08027
DATE: 10/15/03
BY: [Signature]
CHECKED: [Signature]

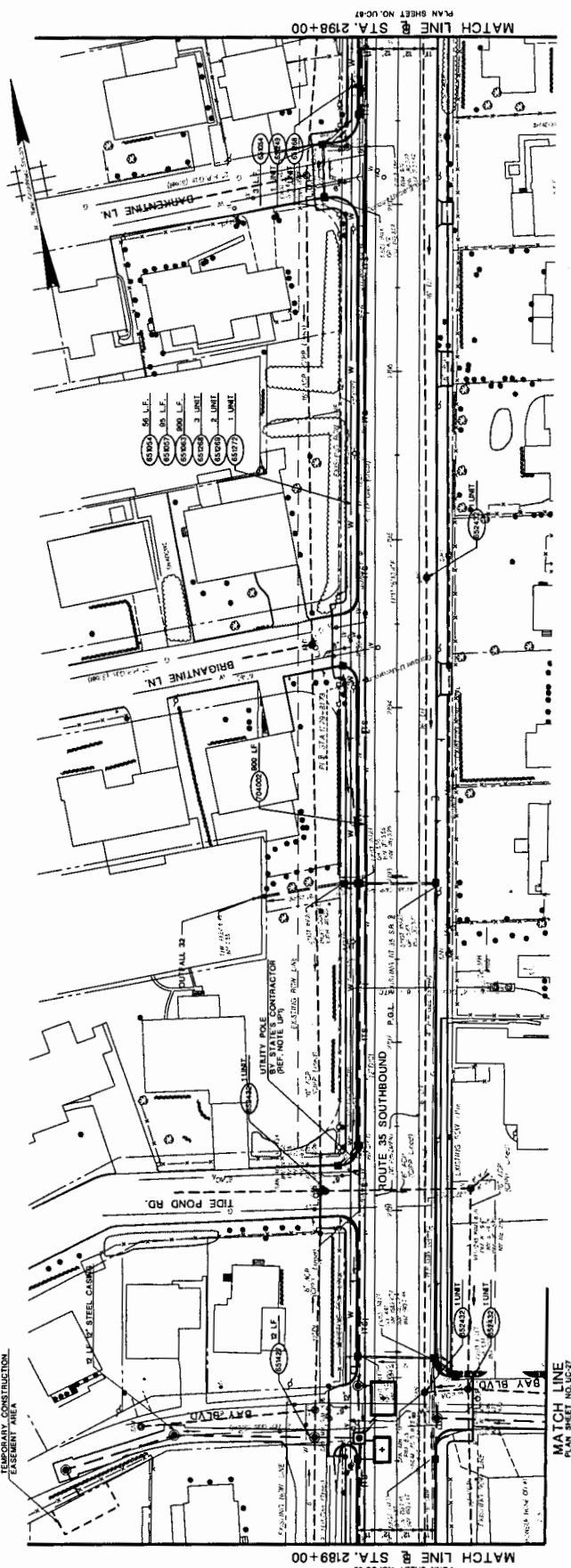
241
830

STATE FEDERAL PROJECT NO.
NJL
BYPASS (04)

COUNTY OF OCEAN

TOWNSHIP OF BRICK

TEMPORARY CONSTRUCTION
EASEMENT AREA



PLAN SHEET NO. UC-45

PLAN SHEET NO. UC-47

STD. ITEM AND QUANTITY	CONTRACT QUANTITY
6" DUCTILE IRON WATER PIPE CLASS 52	
8" DUCTILE IRON WATER PIPE CLASS 52	
12" DUCTILE IRON WATER PIPE CLASS 52	
15" DUCTILE IRON WATER PIPE CLASS 52	
18" DUCTILE IRON WATER PIPE CLASS 52	
24" DUCTILE IRON WATER PIPE CLASS 52	
30" DUCTILE IRON WATER PIPE CLASS 52	
36" DUCTILE IRON WATER PIPE CLASS 52	
42" DUCTILE IRON WATER PIPE CLASS 52	
48" DUCTILE IRON WATER PIPE CLASS 52	
54" DUCTILE IRON WATER PIPE CLASS 52	
60" DUCTILE IRON WATER PIPE CLASS 52	
66" DUCTILE IRON WATER PIPE CLASS 52	
72" DUCTILE IRON WATER PIPE CLASS 52	
78" DUCTILE IRON WATER PIPE CLASS 52	
84" DUCTILE IRON WATER PIPE CLASS 52	
90" DUCTILE IRON WATER PIPE CLASS 52	
96" DUCTILE IRON WATER PIPE CLASS 52	
102" DUCTILE IRON WATER PIPE CLASS 52	
108" DUCTILE IRON WATER PIPE CLASS 52	
114" DUCTILE IRON WATER PIPE CLASS 52	
120" DUCTILE IRON WATER PIPE CLASS 52	
126" DUCTILE IRON WATER PIPE CLASS 52	
132" DUCTILE IRON WATER PIPE CLASS 52	
138" DUCTILE IRON WATER PIPE CLASS 52	
144" DUCTILE IRON WATER PIPE CLASS 52	
150" DUCTILE IRON WATER PIPE CLASS 52	
156" DUCTILE IRON WATER PIPE CLASS 52	
162" DUCTILE IRON WATER PIPE CLASS 52	
168" DUCTILE IRON WATER PIPE CLASS 52	
174" DUCTILE IRON WATER PIPE CLASS 52	
180" DUCTILE IRON WATER PIPE CLASS 52	
186" DUCTILE IRON WATER PIPE CLASS 52	
192" DUCTILE IRON WATER PIPE CLASS 52	
198" DUCTILE IRON WATER PIPE CLASS 52	
204" DUCTILE IRON WATER PIPE CLASS 52	
210" DUCTILE IRON WATER PIPE CLASS 52	
216" DUCTILE IRON WATER PIPE CLASS 52	
222" DUCTILE IRON WATER PIPE CLASS 52	
228" DUCTILE IRON WATER PIPE CLASS 52	
234" DUCTILE IRON WATER PIPE CLASS 52	
240" DUCTILE IRON WATER PIPE CLASS 52	
246" DUCTILE IRON WATER PIPE CLASS 52	
252" DUCTILE IRON WATER PIPE CLASS 52	
258" DUCTILE IRON WATER PIPE CLASS 52	
264" DUCTILE IRON WATER PIPE CLASS 52	
270" DUCTILE IRON WATER PIPE CLASS 52	
276" DUCTILE IRON WATER PIPE CLASS 52	
282" DUCTILE IRON WATER PIPE CLASS 52	
288" DUCTILE IRON WATER PIPE CLASS 52	
294" DUCTILE IRON WATER PIPE CLASS 52	
300" DUCTILE IRON WATER PIPE CLASS 52	

NOTES:
1. CONTRACTOR SHALL VERIFY ALL EXISTING UTILITIES TO BE PROTECTED PRIOR TO CONSTRUCTION.
2. CONTRACTOR SHALL VERIFY ALL EXISTING UTILITIES TO BE PROTECTED PRIOR TO CONSTRUCTION.

NEW JERSEY DEPARTMENT OF TRANSPORTATION

**UTILITY AND ITS
CONSTRUCTION PLANS**

ROUTE 35 CONTRACT NO. 004950321

THE BSA GROUP
DEPARTMENT OF TRANSPORTATION, 201 EASTERN AVENUE
TRENTON, NJ 08646

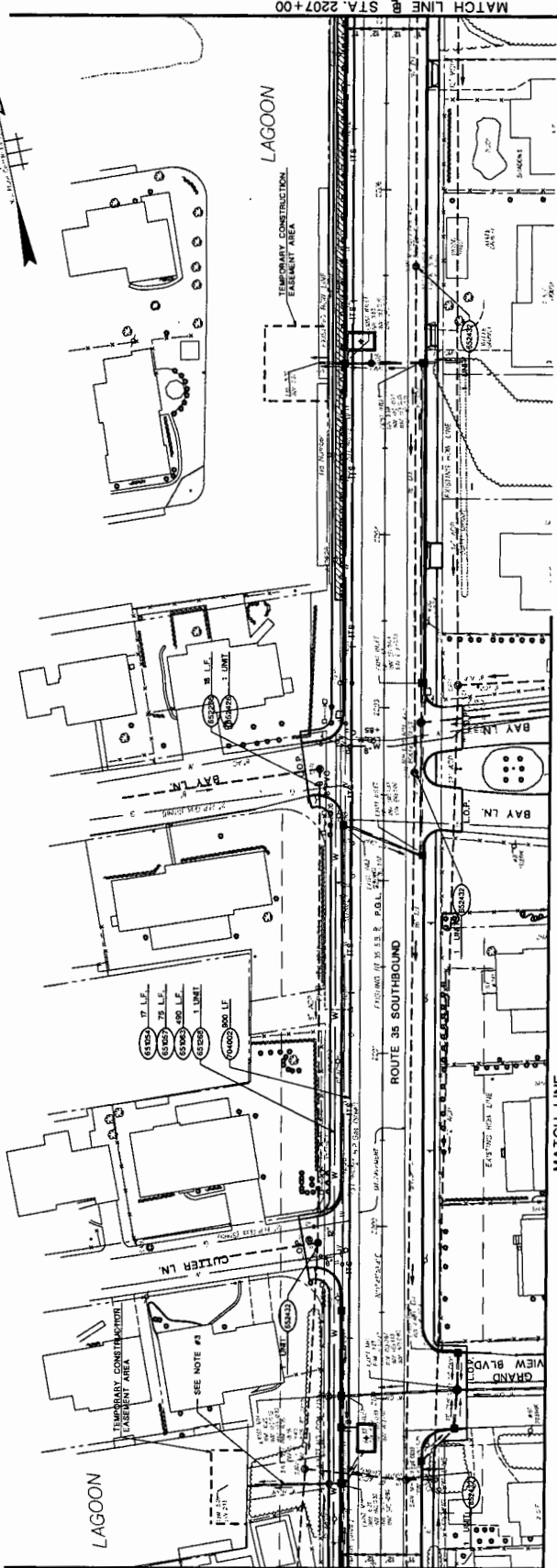
DATE: 1/15/2014

242
630

STATE N.J. FEDERAL PROJECT NO. ER-104 (RM)

COUNTY OF OCEAN

TOWNSHIP OF BRICK



MATCH LINE @ STA. 2207+00
PLAN SHEET NO. UC-28

MATCH LINE @ STA. 198+00
PLAN SHEET NO. UC-28

MATCH LINE
PLAN SHEET NO. UC-28

STD. ITEM NO.	TO BE CONSTRUCTED	CONTRACT QUANTITY
65000P	6" RUPULE IRON WATER PIPE CLASS 25	9' L.F.
65000S	6" RUPULE IRON WATER PIPE CLASS 25	9' L.F.
65000T	6" RUPULE IRON WATER PIPE CLASS 25	9' L.F.
65000U	6" VALVES AND BOXES	1 UNIT
65000V	6" VALVES AND BOXES	1 UNIT
65000W	6" VALVES AND BOXES	1 UNIT
65000X	RECONSTRUCT MANHOLE SANITARY BULK HEAD EXISTING CASTING	8 UNIT
65000Y	RECONSTRUCT MANHOLE SANITARY BULK HEAD EXISTING CASTING	4 UNIT
70000M	11'S CONDUIT, TYPE 'A', UNDRIPPED	900' L.F.

NOTES:
 1. FOR PAVEMENT TRANSITION TO MEET EXISTING, REFERENCE PAVEMENT DETAILS, CONSTRUCTION.
 2. CONTRACTOR SHALL PROTECT ALL ADJACENT SANITARY FACILITIES WHEN WORKING ON ADJACENT
 3. OUTFALL CONSTRUCTION.

NEW JERSEY DEPARTMENT OF TRANSPORTATION

**UTILITY AND ITS
CONSTRUCTION PLANS**

ROUTE 35 CONTRACT NO. 004950321

THE FIRM GROUP OF ARCHITECTS AND ENGINEERS
 JOHN A. MULLANEY
 NEW JERSEY PROFESSIONAL LICENSE NO. 248030200

248
630

STATE FEDERAL PROJECT NO.
N.J. EN-704 (M)

30' 10' 0" 0' 30' 60'

TOWNSHIP OF BRICK

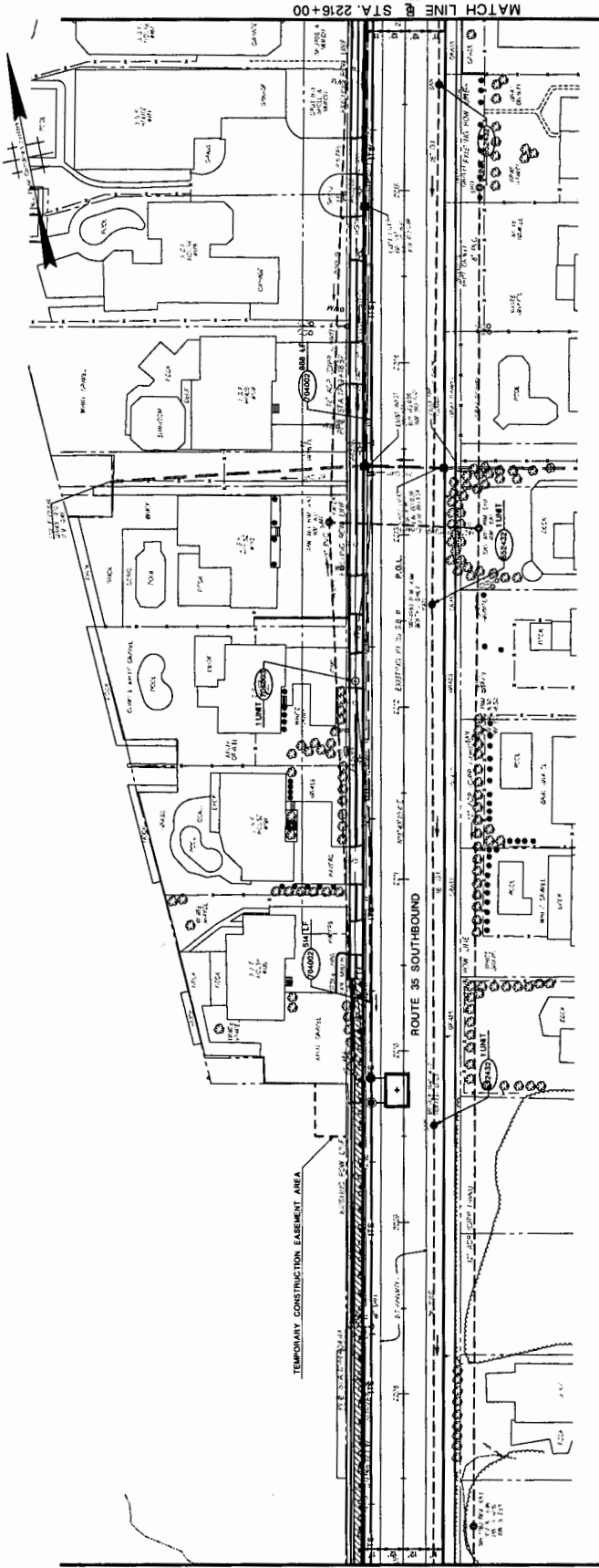
COUNTY OF OCEAN

MATCH LINE @ STA. 2216+00

MATCH LINE @ STA. 2207+00

PLAN SHEET NO. UC-49

PLAN SHEET NO. UC-47



STD. ITEM NO.	TO BE CONSTRUCTED	CONTRACT QUANTITY
1	18" DIA. CONCRETE PIPE	1000
2	24" DIA. CONCRETE PIPE	500
3	36" DIA. CONCRETE PIPE	200
4	48" DIA. CONCRETE PIPE	100
5	60" DIA. CONCRETE PIPE	50
6	72" DIA. CONCRETE PIPE	25
7	84" DIA. CONCRETE PIPE	10
8	96" DIA. CONCRETE PIPE	5
9	108" DIA. CONCRETE PIPE	2
10	120" DIA. CONCRETE PIPE	1
11	144" DIA. CONCRETE PIPE	0
12	180" DIA. CONCRETE PIPE	0
13	216" DIA. CONCRETE PIPE	0
14	240" DIA. CONCRETE PIPE	0
15	270" DIA. CONCRETE PIPE	0
16	300" DIA. CONCRETE PIPE	0
17	360" DIA. CONCRETE PIPE	0
18	432" DIA. CONCRETE PIPE	0
19	504" DIA. CONCRETE PIPE	0
20	576" DIA. CONCRETE PIPE	0
21	648" DIA. CONCRETE PIPE	0
22	720" DIA. CONCRETE PIPE	0
23	792" DIA. CONCRETE PIPE	0
24	864" DIA. CONCRETE PIPE	0
25	936" DIA. CONCRETE PIPE	0
26	1008" DIA. CONCRETE PIPE	0
27	1080" DIA. CONCRETE PIPE	0
28	1152" DIA. CONCRETE PIPE	0
29	1224" DIA. CONCRETE PIPE	0
30	1296" DIA. CONCRETE PIPE	0
31	1368" DIA. CONCRETE PIPE	0
32	1440" DIA. CONCRETE PIPE	0
33	1512" DIA. CONCRETE PIPE	0
34	1584" DIA. CONCRETE PIPE	0
35	1656" DIA. CONCRETE PIPE	0
36	1728" DIA. CONCRETE PIPE	0
37	1800" DIA. CONCRETE PIPE	0
38	1872" DIA. CONCRETE PIPE	0
39	1944" DIA. CONCRETE PIPE	0
40	2016" DIA. CONCRETE PIPE	0
41	2088" DIA. CONCRETE PIPE	0
42	2160" DIA. CONCRETE PIPE	0
43	2232" DIA. CONCRETE PIPE	0
44	2304" DIA. CONCRETE PIPE	0
45	2376" DIA. CONCRETE PIPE	0
46	2448" DIA. CONCRETE PIPE	0
47	2520" DIA. CONCRETE PIPE	0
48	2592" DIA. CONCRETE PIPE	0
49	2664" DIA. CONCRETE PIPE	0
50	2736" DIA. CONCRETE PIPE	0
51	2808" DIA. CONCRETE PIPE	0
52	2880" DIA. CONCRETE PIPE	0
53	2952" DIA. CONCRETE PIPE	0
54	3024" DIA. CONCRETE PIPE	0
55	3096" DIA. CONCRETE PIPE	0
56	3168" DIA. CONCRETE PIPE	0
57	3240" DIA. CONCRETE PIPE	0
58	3312" DIA. CONCRETE PIPE	0
59	3384" DIA. CONCRETE PIPE	0
60	3456" DIA. CONCRETE PIPE	0
61	3528" DIA. CONCRETE PIPE	0
62	3600" DIA. CONCRETE PIPE	0
63	3672" DIA. CONCRETE PIPE	0
64	3744" DIA. CONCRETE PIPE	0
65	3816" DIA. CONCRETE PIPE	0
66	3888" DIA. CONCRETE PIPE	0
67	3960" DIA. CONCRETE PIPE	0
68	4032" DIA. CONCRETE PIPE	0
69	4104" DIA. CONCRETE PIPE	0
70	4176" DIA. CONCRETE PIPE	0
71	4248" DIA. CONCRETE PIPE	0
72	4320" DIA. CONCRETE PIPE	0
73	4392" DIA. CONCRETE PIPE	0
74	4464" DIA. CONCRETE PIPE	0
75	4536" DIA. CONCRETE PIPE	0
76	4608" DIA. CONCRETE PIPE	0
77	4680" DIA. CONCRETE PIPE	0
78	4752" DIA. CONCRETE PIPE	0
79	4824" DIA. CONCRETE PIPE	0
80	4896" DIA. CONCRETE PIPE	0
81	4968" DIA. CONCRETE PIPE	0
82	5040" DIA. CONCRETE PIPE	0
83	5112" DIA. CONCRETE PIPE	0
84	5184" DIA. CONCRETE PIPE	0
85	5256" DIA. CONCRETE PIPE	0
86	5328" DIA. CONCRETE PIPE	0
87	5400" DIA. CONCRETE PIPE	0
88	5472" DIA. CONCRETE PIPE	0
89	5544" DIA. CONCRETE PIPE	0
90	5616" DIA. CONCRETE PIPE	0
91	5688" DIA. CONCRETE PIPE	0
92	5760" DIA. CONCRETE PIPE	0
93	5832" DIA. CONCRETE PIPE	0
94	5904" DIA. CONCRETE PIPE	0
95	5976" DIA. CONCRETE PIPE	0
96	6048" DIA. CONCRETE PIPE	0
97	6120" DIA. CONCRETE PIPE	0
98	6192" DIA. CONCRETE PIPE	0
99	6264" DIA. CONCRETE PIPE	0
100	6336" DIA. CONCRETE PIPE	0

NEW JERSEY DEPARTMENT OF TRANSPORTATION

UTILITY AND ITS CONSTRUCTION PLANS

ROUTE 35 CONTRACT NO. 004950321

DATE OF AUTHORIZATION: 04/14/2008

DATE OF REVISION: 04/14/2008

PREPARED BY: PROFESSIONAL ENGINEER LICENSE NO. 244

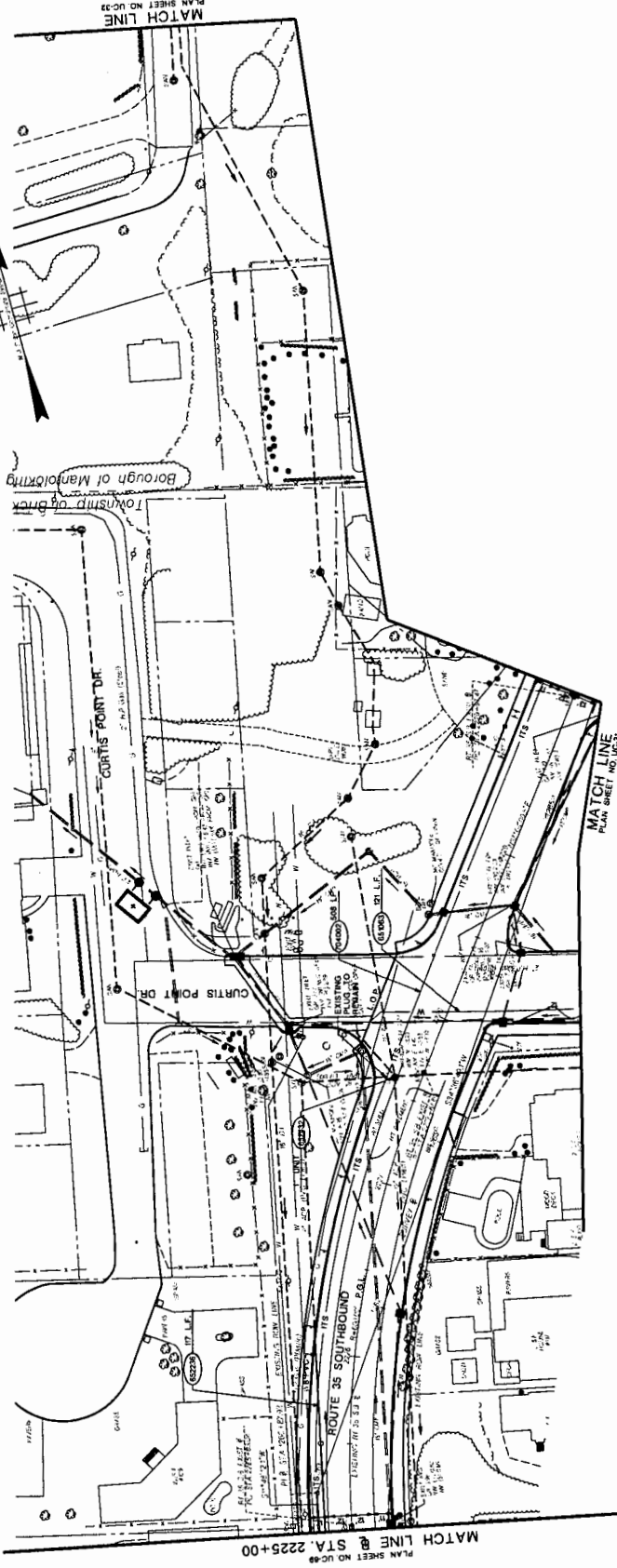
CHECKED BY: 630

STATE FEDERAL PROJECT NO.
N.J. BRTM4 (04)

COUNTY OF OCEAN



TOWNSHIP OF BRICK & BOROUGH OF MANTOLOKING



MATCH LINE @ STA. 2225+00
PLAN SHEET NO. UC-25

ITEM NO.	DESCRIPTION	CONTRACT QUANTITY
650000	17" DIGITELE IRON WATER PIPE CLASS 52	21 LF
650001	17" POLYVINEYL CHLORIDE SEWER PIPE	107 LF
650002	17" REEF MANHOLE SANITARY SEWER USING EXISTING CASTING	107 LF
650003	17" REEF MANHOLE SANITARY SEWER USING EXISTING CASTING	107 LF
650004	17" REEF MANHOLE SANITARY SEWER USING EXISTING CASTING	107 LF
650005	17" REEF MANHOLE SANITARY SEWER USING EXISTING CASTING	107 LF
650006	17" REEF MANHOLE SANITARY SEWER USING EXISTING CASTING	107 LF
650007	17" REEF MANHOLE SANITARY SEWER USING EXISTING CASTING	107 LF
650008	17" REEF MANHOLE SANITARY SEWER USING EXISTING CASTING	107 LF
650009	17" REEF MANHOLE SANITARY SEWER USING EXISTING CASTING	107 LF
650010	17" REEF MANHOLE SANITARY SEWER USING EXISTING CASTING	107 LF
650011	17" REEF MANHOLE SANITARY SEWER USING EXISTING CASTING	107 LF
650012	17" REEF MANHOLE SANITARY SEWER USING EXISTING CASTING	107 LF
650013	17" REEF MANHOLE SANITARY SEWER USING EXISTING CASTING	107 LF
650014	17" REEF MANHOLE SANITARY SEWER USING EXISTING CASTING	107 LF
650015	17" REEF MANHOLE SANITARY SEWER USING EXISTING CASTING	107 LF
650016	17" REEF MANHOLE SANITARY SEWER USING EXISTING CASTING	107 LF
650017	17" REEF MANHOLE SANITARY SEWER USING EXISTING CASTING	107 LF
650018	17" REEF MANHOLE SANITARY SEWER USING EXISTING CASTING	107 LF
650019	17" REEF MANHOLE SANITARY SEWER USING EXISTING CASTING	107 LF
650020	17" REEF MANHOLE SANITARY SEWER USING EXISTING CASTING	107 LF

NEW JERSEY DEPARTMENT OF TRANSPORTATION

UTILITY AND ITS CONSTRUCTION PLANS

ROUTE 35 CONTRACT NO. 004950321

THE BSA GROUP
DEPARTMENT OF TRANSPORTATION NO. 12427700000
JAMES J. MANDELKIN
PEL. JERSEY PROFESSIONAL ENGINEER LICENSE NO. 24663

246
630

Route 35 Restoration Toms River Township to Mantoloking
From MP 4.00 to MP 9.07 Contract No. 004950321 Paving,
Drainage & Structures Townships of Toms River & Brick
Boroughs of Lavalette & Mantoloking Ocean County

PAGE 51

DP NUM 13120

BIDDER 03955

GENERATED 05-07-13

REVISED 05-24-13

STATE OF NEW JERSEY
DEPARTMENT OF TRANSPORTATION

ACKNOWLEDGEMENT

Acknowledgement is hereby made of the receipt of ADDENDA Nos. 1 through 6 inclusive, containing information for the above referenced Project. This acknowledgement is made by the Bidder, if an individual; by a partner, if a partnership; or by an officer of the corporation, if a corporation.

Further, I understand that by selecting yes, that I have applied all amendments, if any, for the above referenced project. YES

FAILURE TO APPLY THE AMENDEMENTS OR ACKNOWLEDGE THE ADDENDA WILL RESULT IN A MATERIAL DEFECT IN THE BID AND THE BID WILL BE REJECTED.

SCHEDULE OF EMERGING SMALL BUSINESS ENTERPRISE/DISADVANTAGE BUSINESS ENTERPRISE (ESBE/DBE) PARTICIPATION

ESBE DBE

PROJECT NAME: Route 35 Restoration (Sandy Restoration) Toms River Township to Mantoloking, MP 4.00 to MP 9.07 Contract No. 004950321 **DP NO.** 13120

BID AMOUNT: \$100,965,134.17 **DATE:** 6/11/13

CLASSIFICATION	NAME OF ESBE/DBE CONTRACTOR	ADDRESS	TYPE OF WORK (ELECTRICAL, PAVING, ETC.) & CONTRACT ITEMS OR PARTS THEREOF TO BE PERFORMED	PROJECTED COMPLETION DATE FOR WORK	ACTUAL DOLLAR AMOUNT OF SUB-CONTRACT WORK
S	Assuono Brothers, Inc.	79 Wood Ave. Edison, NJ 08820	Site & Sidewalk Item #s: 125, 126, 129, 130, 131, 133, 134	8/1/13 - 5/1/15	\$2,695,000
S	Pantaleo Electric, Inc.	400 Oberon Road Freshfield, NJ 07728	Electrical Item #s: #36, #09-231	9/1/13 - 12/1/14	\$1,075,000
S	Murray Hydroseeding, LLC	PO Box 1345 Jackson, NJ 08527	Landscaping Item #s: #14, 215, 256, 257, 340-256	3/1/14 - 5/1/15	\$475,385

CLASSIFICATION:
 S SUBCONTRACTOR (100% CREDIT)
 M MANUFACTURER (100% CREDIT)
 RD/S REGULAR DEALER/SUPPLIER (60% CREDIT)
 RD/I REGULAR DEALER/INSTALLER (100% CREDIT)
 T/H TRUCKER/HAULER (100% CREDIT)
 EL EQUIPMENT LESSOR (100% CREDIT)

BIDDER - PRINT NAME: Edward Panuska
ESBE/DBE LIAISON OFFICER: Edward Panuska
TELEPHONE NUMBER: 732-751-2013

NOTES: A REGULAR DEALER/SUPPLIER MUST MAINTAIN INVENTORY AND/OR OWN OR OPERATE DISTRIBUTION EQUIPMENT. PRIME CONTRACTOR WILL NOT RECEIVE CREDIT FOR DBE BROKER PARTICIPATION.

**SCHEDULE OF EMERGING SMALL BUSINESS ENTERPRISE/DISADVANTAGE BUSINESS ENTERPRISE
(ESBE/DBE) PARTICIPATION**

ESBE DBE

PROJECT NAME: Route 35 Restoration (Sandy Restoration) Toms River Township to
(Complete as shown on plans) Mantoloking, MP 4.00 to MP 9.07 Contract No. 004950321

DP NO. 13120

BID AMOUNT: \$100,965,134.17

DATE: 6/11/13

CLASSIFICATION	NAME OF ESBE/DBE CONTRACTOR	ADDRESS	TYPE OF WORK (ELECTRICAL, PAVING, ETC.) & CONTRACT ITEMS OR PARTS THEREOF TO BE PERFORMED	PROJECTED COMMENCEMENT & COMPLETION DATE FOR WORK	ACTUAL DOLLAR AMOUNT OF SUB-CONTRACT WORK
S	Protec Documentation Services	PO Box 266 Napocan, NJ 08073	Vibration Monitoring Item #33	8/1/13 - 12/1/14	\$55,000
S	J.C. Equipment, Inc	PO Box 595 Tuckahoe, NJ 08250	Construction sign & Permanent sign Item #1, 25, 26, 151, 154	7/15/13 - 5/1/15	\$113,830
S	Jersey BORING & DRILLING Co., Inc.	150-1st WRIGHT Street Newark, NJ 07114	Soil borings	7/15/13 - 8/30/15	\$25,000

CLASSIFICATION:

- S SUBCONTRACTOR (100% CREDIT)
- M MANUFACTURER (100% CREDIT)
- RD/S REGULAR DEALER/SUPPLIER (60% CREDIT)
- RD/I REGULAR DEALER/INSTALLER (100% CREDIT)
- T/H TRUCKER/HAULER (100% CREDIT)
- EL EQUIPMENT LESSOR (100% CREDIT)

George Harnas Construction Co., Inc.

Edward Panuska

BIDDER - PRINT NAME

ESBE/DBE LIAISON OFFICER

732-751-2013

TELEPHONE NUMBER

NOTES: A REGULAR DEALER/SUPPLIER MUST MAINTAIN INVENTORY AND/OR OWN OR OPERATE DISTRIBUTION EQUIPMENT.
PRIME CONTRACTOR WILL NOT RECEIVE CREDIT FOR DBE BROKER PARTICIPATION.

**SCHEDULE OF EMERGING SMALL BUSINESS ENTERPRISE/DISADVANTAGE BUSINESS ENTERPRISE
(ESBE/DBE) PARTICIPATION**

ESBE DBE

PROJECT NAME: Route 35 Restoration (Sandy Restoration) Toms River Township to
(Complete as shown on plans) Mantoloking, MP 4.00 to MP 9.07 Contract No. 004950321

DP NO. 13120

BID AMOUNT: \$100,965,134.17


DATE: 6/11/13

CLASSIFICATION	NAME OF ESBE/DBE CONTRACTOR	ADDRESS	TYPE OF WORK (ELECTRICAL, PAVING, ETC.) & CONTRACT ITEMS OR PARTS THEREOF TO BE PERFORMED	PROJECTED COMMENCEMENT & COMPLETION DATE FOR WORK	ACTUAL DOLLAR AMOUNT OF SUB-CONTRACT WORK
RD/S	P.C. Nolan, Inc. PO Box 5418 Clifton, NJ 08802		Juctile Iron Pipe, Fittings, Valves Item #'s 156-163, 165-169, 171, 172, 173, 174, 175, 176, 177, 178, 440 Manufactured Treatment Devices Item #s 100-110	7/15/13 - 5/1/15	\$5,329,500 @ 60% = \$3,197,700

CLASSIFICATION:

- S SUBCONTRACTOR (100% CREDIT)
- M MANUFACTURER (100% CREDIT)
- RD/S REGULAR DEALER/SUPPLIER (60% CREDIT)
- RD/I REGULAR DEALER/INSTALLER (100% CREDIT)
- T/H TRUCKER/HAULER (100% CREDIT)
- EL EQUIPMENT LESSOR (100% CREDIT)

George Haras Construction
Co., Inc.
BIDDER - PRINT NAME Edward Panuska
ESBE/DBE LIAISON OFFICER
732-751-2013
TELEPHONE NUMBER



NOTES: A REGULAR DEALER/SUPPLIER MUST MAINTAIN INVENTORY AND/OR OWN OR OPERATE DISTRIBUTION EQUIPMENT.
PRIME CONTRACTOR WILL NOT RECEIVE CREDIT FOR DBE BROKER PARTICIPATION.

**SCHEDULE OF EMERGING SMALL BUSINESS ENTERPRISE/DISADVANTAGE BUSINESS ENTERPRISE
(ESBE/DBE) PARTICIPATION**

ESBE DBE

PROJECT NAME: Route 35 Restoration (Sandy Restoration) Toms River Township to
(Complete as shown on plans) Mantoloking, MP 4.00 to MP 9.07 Contract No. 004950321

DP NO. 13120

BID AMOUNT: \$100,965,134.17

DATE: 6/11/13

CLASSIFICATION	NAME OF ESBE/DBE CONTRACTOR	ADDRESS	TYPE OF WORK (ELECTRICAL, PAVING, ETC.) & CONTRACT ITEMS OR PARTS THEREOF TO BE PERFORMED	PROJECTED COMMENCEMENT & COMPLETION DATE FOR WORK	ACTUAL DOLLAR AMOUNT OF SUB-CONTRACT WORK
RD/S	Multifacet, Inc.	1815 Garden Ave Cherry Hill, NJ 08003	Concrete Pipe Item #'s: 56-72,179	7/15/13 - 5/1/15	\$5,826,810
			Inlet/Manholes Item #'s: #77-96, 111, 191, 192		\$ 60k
			Castings Item #'s: 77-98, 111, 161, 190, 191,		= \$3,496,086
			Check Valves Item #'s: 112-123		
			Electric Junction Boxes/Foundations Item #'s: 203-208		
			PVC Pipe Item #'s: 180-189		Total: \$11,133,001
			Steel Plates for Castings Item #'s: 82, 83, 85, 87-93, 95, 96		Total % of Contract: 11.03k

CLASSIFICATION:

- S SUBCONTRACTOR (100% CREDIT)
- M MANUFACTURER (100% CREDIT)
- RD/S REGULAR DEALER/SUPPLIER (60% CREDIT)
- RD/I REGULAR DEALER/INSTALLER (100% CREDIT)
- T/H TRUCKER/HAULER (100% CREDIT)
- EL EQUIPMENT LESSOR (100% CREDIT)

George Harms Construction Co., Inc.

BIDDER - PRINT NAME Edward Panuska
ESBE/DBE LIAISON OFFICER

732-751-2013
TELEPHONE NUMBER

**NOTES: A REGULAR DEALER/SUPPLIER MUST MAINTAIN INVENTORY AND/OR OWN OR OPERATE DISTRIBUTION EQUIPMENT.
PRIME CONTRACTOR WILL NOT RECEIVE CREDIT FOR DBE BROKER PARTICIPATION.**



State of New Jersey

DEPARTMENT OF TRANSPORTATION
P.O. Box 600
Trenton, New Jersey 08625-0600

CHRIS CHRISTIE
Governor

JAMES S. SIMPSON
Commissioner

KIM GUADAGNO
Lt. Governor
June 27, 2013

Tom Hardell, President
George Harms Construction Co., Inc.
62 Yellowbrook Road.
Howell, NJ 07731

Re: FEDERAL PROJECT FUNDED BY SANDY RESTORATION FUNDS
Route 35 Restoration Toms River Township to Mantoloking, From MP 4.00 to MP 9.07,
Contract Number: 004950321; Paving, Drainage & Structures; Townships of Toms River &
Brick, Boroughs of Lavallette & Mantoloking; Ocean County; Federal Project Number: ER-
7044(104), UPC Number: 950321, PE Number: 1506505, CE Number: 1506519
DP Number: 13120.

Dear Mr. Hardell:

The Commissioner of Transportation, acting pursuant to N.J.S.A. 27:7-30, has awarded the project designated **Route 35 Restoration Toms River Township to Mantoloking, From MP 4.00 to MP 9.07, Contract Number: 004950321; Paving, Drainage & Structures; Townships of Toms River & Brick, Boroughs of Lavallette & Mantoloking; Ocean County; Federal Project Number: ER-7044(104), UPC Number: 950321, PE Number: 1506505, CE Number: 1506519, DP Number: 13120** to your firm on **June 25, 2013**. The Contract amount is **(\$100,965,134.17)**. As stated in the Standard Specifications, this award is not binding upon the State until the contract has been executed by the Commissioner. Furthermore, no work shall be performed on account of the proposed contract until you have been notified that the contract has been executed by the Commissioner.

Consistent with the Specifications, this award is being made to your firm since you were the lowest responsible bidder whose proposal conformed in all respects to the requirements set forth in the contract documents. All the contract documents which formed the basis of your bid were in accordance with Department Specifications. In submitting your proposal to the Department of Transportation, you agreed to carry out and complete the project as specified and delineated in these contract documents at the price per unit of measure bid for each scheduled item of work.

The contract (Form DC-81) must be signed and witnessed. **PLEASE DO NOT DATE THE CONTRACT.** The contract will be dated at the time it is signed by the Commissioner or his/her designee. **A properly signed and sealed corporate resolution verifying the authority of the officers to sign the contract for the corporation must be attached with the contract. AN ACCEPTABLE CORPORATE RESOLUTION TEMPLATE CAN BE FOUND FROM THE WEBSITE BELOW FOR YOUR USE.**
<http://www.state.nj.us/transportation/business/procurement/ConstrServ/curradvproj.shtm>
USING THIS TEMPLATE WILL AVOID DELAYS ENCOUNTERED DURING CONTRACT EXECUTION.

Performance and payment bonds must be issued by surety companies listed in the current U.S. Treasury Circular 570 ("Companies Holding Certificates of Authority as Acceptable Sureties on Federal Bonds"), and cannot exceed the amount of authority listed in U. S. Treasury Circular 570. All surety companies must be licensed to transact surety business in the State of New Jersey. In the event the penal sum of the bond exceeds the limitations prescribed in Circular 570, two or more listed surety companies may be accepted, jointly and severally, as co-sureties on the contract, as long as the penal sum of the bond does not exceed the prescribed limitations of their aggregate qualifying power.

The performance and payment bonds must be signed by the authorized officers of the corporation and the corporate seal must be affixed. They must be signed by each surety company, witnessed and accompanied by both a certification as to authorization of the Attorney-in-Fact to bind each surety company and a true and correct statement of the financial condition of each surety company. All names must be typed or printed below the signature on the bonds. The bonds must bear the dates on which they are issued and signed. **In addition, the contractor must submit to the Department proof of valid business registration with the Division of Revenue in the New Jersey Department of Treasury in accordance with P.L. 2001, c. 134 (N.J.S.A. 52:32-44), and proof of registration with the New Jersey Department of Labor as a Public Works Contractor in accordance with N.J.S.A. 34:11-56.48 and P.L. 2003, c. 91, effective August 16, 2003.**

FOR 100% STATE FUNDED PROJECTS ONLY, your firm must be in compliance with Public Law 2005, Chapter 51 Contractor Certification and Disclosure of Political Contributions (formerly Executive Order #134) and Executive Order # 117, effective November 15, 2008 prior to the Contract being executed by the Commissioner. You must complete the required Certification and Disclosure forms and submit them, together with a completed Ownership Disclosure form, to the Department. Instructions for completing these forms are at <http://www.state.nj.us/treasury/purchase/forms.htm#eo134>. IGNORE THIS REQUIREMENT FOR FEDERALLY FUNDED PROJECTS.

Your firm must return the fully executed contract, payment bond, performance bond and proof of valid business registration, etc. to this office **WITHIN FOURTEEN DAYS OF THE DATE OF THE AWARD**. If you intend to escrow bid documents as per Section 103.05 of the Specifications, please phone this office to request the custody agreement form. If you do not intend to escrow bid documents, please indicate this by signing in the space provided and return this letter with the executed contract, corporate resolution, payment and performance bonds and proof of valid business registration.

The N.J.D.O.T. Insurance Certificate (DC 175) must be completed by your insurance agent in triplicate **and submitted to the Regional Construction Engineer at the preconstruction conference.** DC 175 form can be found from the website below.
<http://www.state.nj.us/transportation/business/procurement/ConstrServ/curradvproj.shtm>

Proof of any other insurance required by the contract must be provided separately on forms satisfactory to the Department **at the preconstruction conference.**

For STATE and PARTIALLY STATE FUNDED CONSTRUCTION CONTRACTS ONLY,
Re: Initial Project Workforce Report - Construction, FORM AA-201

The New Jersey Department of Transportation does not have delegated authority to monitor and enforce EEO Workforce Compliance on State Funded construction projects. The New Jersey Department of the Treasury, Division of Public Contracts EEO Compliance has jurisdiction for EEO monitoring and enforcement. Therefore, in accordance with the regulations governing State Funded Construction Projects (PL 1975, c.127; N.J.S.A 10:5-31 et.seq., N.J.A.C.17:27), please submit your **Initial Project Workforce Report - Construction, Form AA-201** directly to the Department of the Treasury, Division of Public Contracts EEO Compliance. The NJDOT's Bureau of Construction Services will supply you with Form AA-201 along with the instructions for completing the form upon issuing the NJDOT contract for your project.

Form AA-201 can also be found on the Department of the Treasury's website at http://www.state.nj.us/treasury/contract_compliance/pdf/aa201.pdf

Please complete and submit Form AA-201 as follows:

<p><u>FIRST (2) Copies to:</u></p> <p>New Jersey Department of the Treasury Division of Public Contracts Equal Employment Opportunity Compliance P.O. Box 209 Trenton, NJ 08625</p>	<p><u>(3rd) Copy - (Marked Public Agency) to:</u></p> <p>New Jersey Department of Transportation Division of Civil Rights/Affirmative Action Contract Compliance Unit P.O. Box 600 Trenton, NJ 08625</p>
--	--

If you have any questions, I may be reached at (609) 530-6355.

Very truly yours,



Anthony Genovese
Director
Division of Procurement

AG/

cc: J. Sigle, A. Rossi, D. Hill, K. Abbott, P. Adams, V. Brown, M. Armstrong, J. Overton, A. Miro, D. Shumaker, R. Sterns, A. Genovese, K. Desai, Q. Viernes, R. Maruca, D. Lambert, D. Hecht, J. Varrelmann, A. Qureshi, S. Patel, ConCentral, RE

I do not intend to escrow bid documents as per Sec. 103.05 of the specifications.

Authorized Signature  _____

Print Name: EDWARD PAWUSKA

Title: VICE PRESIDENT of PROJECT MGMT.

CONTRACT

THIS AGREEMENT Made this 15th of July in the year two thousand thirteen, (2013)

between the Department of Transportation of the State of New Jersey, herein after referred to as the

Department, and George Harms Construction Co., Inc. with a principal office location at

62 Yellowbrook Road, Howell, NJ 07731 herein after referred to as the Contractor.

WITNESSETH, that the said Contractor, for and in consideration of the payments hereinafter specified and agreed to be made by the Department, hereby covenants and agrees to furnish and deliver all the materials, to do and perform all the work and labor required to be furnished and delivered, done and performed in and about the improvement of

FEDERAL PROJECT FUNDED BY SANDY RESTORATION FUNDS

Route 35 Restoration Toms River Township to Mantoloking, From MP 4.00 to MP 9.07, Contract Number: 004950321; Paving, Drainage & Structures; Townships of Toms River & Brick, Boroughs of Lavallette & Mantoloking; Ocean County; Federal Project Number: ER-7044(104), UPC Number: 950321, PE Number: 1506505, CE Number: 1506519, DP Number: 13120.

in strict and entire conformity with the plans on file at the office of the Department in Trenton and with the specifications of the New Jersey Department of Transportation as amended by the Supplementary Specifications applying to this particular work, which were duly approved by the State Commissioner of Transportation under the power and authority vested in the Department under Chapter 301, Laws of 1966, approved December 12, 1966 (27:1A-1, et seq.), and which said plans and specifications are hereby made part of this agreement as fully and with the same effect as if the same had been set forth at length in the body of this agreement.

In consideration of the covenants contained herein the Department hereby agrees to pay the Contractor for the said work, when completed in accordance with the said plans and specifications, the sum of **One hundred million, nine hundred sixty five thousand, one hundred thirty four dollars and seventeen cents (\$100,965,134.17)**

OVER

IN WITNESS WHEREOF, the parties have caused this instrument to be signed, attested to and sealed.

Department of Transportation
of the State of New Jersey

Eli D. Felt

State Transportation Engineer

Date: 7/15/13

Witness, Attest, Affix Seal:

by

Acquiline Haus
Secretary

New Jersey Department of Transportation

Date: July 15, 2013

Witness or attest

Gary Abadralo
Secretary

Gary Abadralo

(Also print or type name)

George Harms Construction Co., Inc.

Edward Paruska

Authorized Officer


Vice President of Project Management

Title of Officer

Edward Paruska

(Also print or type name)

AFFIX SEAL IF A CORPORATION



PAYMENT BOND LIBERTY MUTUAL INSURANCE COMPANY #015037493

KNOW ALL MEN BY THESE PRESENTS, that we, the undersigned

GEORGE HARMS CONSTRUCTION COMPANY, INC., 62 YELLOWBROOK ROAD, HOWELL, NJ 07731

CONTINENTAL CASUALTY COMPANY AND LIBERTY MUTUAL INSURANCE COMPANY

as PRINCIPAL and

THREE RADNOR CORPORATE CENTER, 100 MATSONFORD ROAD, SUITE 200, RADNOR PA 19087 AND
1200 MACARTHUR BLVD, MAHWAH, NJ 07430; RESPECTIVELY

with underwriting office at

to which all communication in regard to this bond should be addressed, a corporation organized and existing under

The laws of the State of ILLINOIS AND MASSACHUSETTS, RESPECTIVELY and duly authorized to do business in the State of

New Jersey, as SURETY, are hereby held and firmly bound unto the State of New Jersey in the penal sum of

One hundred million, nine hundred sixty five thousand, one hundred thirty four dollars and seventeen cents (\$100,965,134.17)

for payment of which well and truly to be made, we hereby jointly and severally bind ourselves, our heirs, executors, administrators, successors, and assigns.

SIGNED and SEALED this 27TH day of JUNE, in the year two thousand thirteen.

THE CONDITION OF THE ABOVE OBLIGATION IS SUCH THAT, WHEREAS, the above named Principal has been awarded a contract identified as:

FEDERAL PROJECT FUNDED BY SANDY RESTORATION FUNDS
Route 35 Restoration Toms River Township to Mantoloking, From MP 4.00 to MP 9.07, Contract Number: 004950321; Paving, Drainage & Structures; Townships of Toms River & Brick, Boroughs of Lavallette & Mantoloking; Ocean County; Federal Project Number: ER-7044(104), UPC Number: 950321, PE Number: 1506505, CE Number: 1506519, DP Number: 13120.

which said contract, upon execution by the Commissioner of Transportation of the State of New Jersey, and the Principal, will be a part of this bond the same as though set forth herein.


Now, if the said Principal shall pay all lawful claims of beneficiaries as defined by N.J.S.2A:44-143 for labor performed or materials, provisions, provender or other supplies or teams, fuels, oils, implement or machinery furnished, used or consumed in carrying forward, performing or completing of said contract, we agreeing and assenting that this undertaking shall be for the benefit of any beneficiary as defined in N.J.S.2A:44-143 having a just claim, as well as for the party of the first part mentioned in the contract aforesaid; then this obligation shall be void; otherwise the same shall remain in full force and effect; it being expressly understood and agreed that the liability of the Surety for any and all claims hereunder shall in no event exceed the penal amount of this obligation as herein stated.

The said Surety hereby stipulates and agrees that no modifications, omissions or additions in or to the terms of the said contract, or in or to the plans or specifications therefor, shall in any way affect the obligations of said Surety on its bond.

-OVER-


FEDERAL PROJECT FUNDED BY SANDY RESTORATION FUNDS
Route 35 Restoration Toms River Township in Mantoloking, From MP 4.00 to MP 9.07, Contract Number: 004950121; Paving, Drainage & Structures;
Townships of Toms River & Brick, Boroughs of Lavallete & Mantoloking; Ocean County; Federal Project Number: ER-7044(104), UPC Number: 950321,
PE Number: 1506505, CE Number: 1506519, DP Number: 13120.

GEORGE HARMS CONSTRUCTION COMPANY, INC.



Signature of Authorized Officer

Witness or attest:



Gary Abadrabo

(ALSO PRINT OR TYPE NAME)

Vice President of Project Management
Title of Principal


Edward Paruska

(ALSO PRINT OR TYPE NAME)

(AFFIX CORPORATE SEAL OF PRINCIPAL)


CONTINENTAL CASUALTY COMPANY
LIBERTY MUTUAL INSURANCE COMPANY

Witness ~~XXXXXX~~



ADRIANNE SCALERA, WITNESS

(ALSO PRINT OR TYPE NAME)

BY: 

KATHLEEN M. CRISTIANO

ATTORNEY-IN-FACT

610-964-5852

201-327-7606 RESPECTIVELY

Surety Telephone No.

(ALSO PRINT OR TYPE NAME)

(AFFIX CORPORATE SEAL OF SURETY)

CERTIFICATION TO THE AUTHORITY
OF THE ATTORNEY INFAC TO COMMIT
THE SURETY COMPANY MUST ACCOMPANY
THIS BOND

FOR DEPT. USE ONLY:

SURETY CHECKED BY Quintin Viernes
Continental Casualty Co. - \$743,609,000.00
TREASURY CIRCULAR 570 \$ Liberty Mutual Insurance Co. - \$1,042,363,000.00
LICENSED IN NEW JERSEY YES

DC-95 7/94

Bond No.
CONTINENTAL CASUALTY COMPANY #929560430
LIBERTY MUTUAL INSURANCE COMPANY #015037493

PERFORMANCE BOND

KNOW ALL MEN BY THESE PRESENTS, that we, the undersigned

GEORGE HARMS CONSTRUCTION COMPANY, INC., 62 YELLOWBROOK ROAD, HOWELL, NJ 07731

as PRINCIPAL and CONTINENTAL CASUALTY COMPANY AND LIBERTY MUTUAL INSURANCE COMPANY

with underwriting office at THREE RADNOR CORPORATE CENTER, 100 MATSONFORD ROAD, SUITE 200, RADNOR PA 19087 AND 1200 MACARTHUR BLVD, MAHWAH, NJ 07430; RESPECTIVELY

to which all communication in regard to this bond should be addressed, a corporation organized and existing under the laws of the State of ILLINOIS AND MASSACHUSETTS RESPECTIVELY and duly authorized to do business in the State of

New Jersey, as SURETY, are hereby held and firmly bound unto the State of New Jersey in the penal sum of

One hundred million, nine hundred sixty five thousand, one hundred thirty four dollars and seventeen cents (\$100,965,134.17)

for payment of which well and truly to be made, we hereby jointly and severally bind ourselves,

our heirs, executors, administrators, successors, and assigns.

SIGNED and SEALED this 27TH day of JUNE, in the year two thousand thirteen.

THE CONDITION OF THE ABOVE OBLIGATION IS SUCH THAT, WHEREAS, the above named Principal has been awarded a contract identified as:

FEDERAL PROJECT FUNDED BY SANDY RESTORATION FUNDS
Route 35 Restoration Toms River Township to Mantoloking, From MP 4.00 to MP 9.07, Contract Number: 004950321; Paving, Drainage & Structures; Townships of Toms River & Brick, Boroughs of Lavallette & Mantoloking; Ocean County; Federal Project Number: ER-7044(104), UPC Number: 950321, PE Number: 1506505, CE Number: 1506519, DP Number: 13120.

which said contract, upon execution by the Commissioner of Transportation of the State of New Jersey, and the Principal, will be a part of this bond the same as though set forth herein.

Now, if the said Principal shall well and faithfully do and perform each and every, all and singular, the things agreed by it (or them) to be done and performed according to the terms of said contract, then this obligation shall be void; otherwise the same shall remain in full force and effect; it being expressly understood and agreed that the liability of the Surety for any and all claims hereunder shall in no event exceed the penal amount of this obligation as herein stated.

The said Surety hereby stipulates and agrees that no modifications, omissions or additions in or to the terms of the said contract, or in or to the plans or specifications therefor, shall in any way affect the obligations of said Surety on its bond.

-OVER-

FEDERAL PROJECT FUNDED BY SANDY RESTORATION FUNDS
Route 35 Restoration Toms River Township to Mantoloking, From MP 4.00 to MP 9.07, Contract Number: 004950321, Paving, Drainage & Structures,
Townships of Toms River & Brick, Boroughs of Lavallette & Mantoloking, Ocean County, Federal Project Number: ER-7044(104), UPC Number: 950321,
PE Number: 1506505, CE Number: 1506519, DP Number: 13120.

GEORGE HARMS CONSTRUCTION COMPANY, INC.

Edward Panuska
Signature of Authorized Officer

Witness or attest:

[Signature]
Gary Abadrabo
(ALSO PRINT OR TYPE NAME)

Vice President of Project Management
Title of Principal
Edward Panuska
(ALSO PRINT OR TYPE NAME)

(AFFIX CORPORATE SEAL OF PRINCIPAL)

CONTINENTAL CASUALTY COMPANY
LIBERTY MUTUAL INSURANCE COMPANY

Witness ~~name~~:

Adrienne Scalera
ADRIANNE SCALERA, WITNESS
(ALSO PRINT OR TYPE)

BY: Kathleen M. Cristiano

KATHLEEN M. CRISTIANO,

ATTORNEY-IN-FACT

Surety Telephone No. 610-964-5852, 201-327-7606 RESPECTIVELY
(ALSO PRINT OR TYPE NAME)
(AFFIX CORPORATE SEAL OF SURETY)

CERTIFICATION TO THE AUTHORITY
OF THE ATTORNEY INFAC TO COMMIT
THE SURETY COMPANY MUST ACCOMPANY
THIS BOND

FOR DEPT. USE ONLY:

SURETY CHECKED BY: Quintin Vicornes
TREASURY CIRCULAR 570 \$ Continental Casualty Co. - \$ 703,609,000. ³¹
Liberty Mutual Insurance Co. - \$ 1,042,363,000. ³¹
LICENSED IN NEW JERSEY YES

POWER OF ATTORNEY APPOINTING INDIVIDUAL ATTORNEY-IN-FACT

Know All Men By These Presents, That Continental Casualty Company, an Illinois insurance company, National Fire Insurance Company of Hartford, an Illinois insurance company, and American Casualty Company of Reading, Pennsylvania, a Pennsylvania insurance company (herein called "the CNA Companies"), are duly organized and existing insurance companies having their principal offices in the City of Chicago, and State of Illinois, and that they do by virtue of the signatures and seals herein affixed hereby make, constitute and appoint

Joseph Dobkowski Jr, Kathleen M Cristiano, Adrienne Scalera, Individually

of Clark, NJ, their true and lawful Attorney(s)-in-Fact with full power and authority hereby conferred to sign, seal and execute for and on their behalf bonds, undertakings and other obligatory instruments of similar nature

- In Unlimited Amounts -

and to bind them thereby as fully and to the same extent as if such instruments were signed by a duly authorized officer of their insurance companies and all the acts of said Attorney, pursuant to the authority hereby given is hereby ratified and confirmed.

This Power of Attorney is made and executed pursuant to and by authority of the By-Law and Resolutions, printed on the reverse hereof, duly adopted, as indicated, by the Boards of Directors of the insurance companies.

In Witness Whereof, the CNA Companies have caused these presents to be signed by their Senior Vice President and their corporate seals to be hereto affixed on this 17th day of October, 2011.



Continental Casualty Company
National Fire Insurance Company of Hartford
American Casualty Company of Reading, Pennsylvania

[Signature]
Stathy Darcy Senior Vice President

State of Illinois, County of Cook, ss:

On this 17th day of October, 2011, before me personally came Stathy Darcy to me known, who, being by me duly sworn, did depose and say: that she resides in the City of Glenview, State of Illinois; that she is a Senior Vice President of Continental Casualty Company, an Illinois insurance company, National Fire Insurance Company of Hartford, an Illinois insurance company, and American Casualty Company of Reading, Pennsylvania, a Pennsylvania insurance company described in and which executed the above instrument; that she knows the seals of said insurance companies; that the seals affixed to the said instrument are such corporate seals; that they were so affixed pursuant to authority given by the Boards of Directors of said insurance companies and that she signed her name thereto pursuant to like authority, and acknowledges same to be the act and deed of said insurance companies.



My Commission Expires September 17, 2013

[Signature]
Eliza Price Notary Public

CERTIFICATE

I, Mary A. Ribikawskis, Assistant Secretary of Continental Casualty Company, an Illinois insurance company, National Fire Insurance Company of Hartford, an Illinois insurance company, and American Casualty Company of Reading, Pennsylvania, a Pennsylvania insurance company do hereby certify that the Power of Attorney herein above set forth is still in force, and further certify that the By-Law and Resolution of the Board of Directors of the insurance companies printed on the reverse hereof is still in force. In testimony whereof I have hereunto subscribed my name and affixed the seal of the said insurance companies this 27th day of JUNE, 2013.



Continental Casualty Company
National Fire Insurance Company of Hartford
American Casualty Company of Reading, Pennsylvania

[Signature]
Mary A. Ribikawskis Assistant Secretary

Authorizing By-Laws and Resolutions

ADOPTED BY THE BOARD OF DIRECTORS OF CONTINENTAL CASUALTY COMPANY:

This Power of Attorney is made and executed pursuant to and by authority of the following By-Law duly adopted by the Board of Directors of the Company.

"Article IX—Execution of Documents

Section 3. Appointment of Attorney-in-Fact. The Chairman of the Board of Directors, the President or any Executive, Senior or Group Vice President may, from time to time, appoint by written certificates attorneys-in-fact to act in behalf of the Company in the execution of policies of insurance, bonds, undertakings and other obligatory instruments of like nature. Such attorneys-in-fact, subject to the limitations set forth in their respective certificates of authority, shall have full power to bind the Company by their signature and execution of any such instruments and to attach the seal of the Company thereto. The Chairman of the Board of Directors, the President or any Executive, Senior or Group Vice President or the Board of Directors, may, at any time, revoke all power and authority previously given to any attorney-in-fact."

This Power of Attorney is signed and sealed by facsimile under and by the authority of the following Resolution adopted by the Board of Directors of the Company at a meeting duly called and held on the 17th day of February, 1993.

"Resolved, that the signature of the President or any Executive, Senior or Group Vice President and the seal of the Company may be affixed by facsimile on any power of attorney granted pursuant to Section 3 of Article IX of the By-Laws, and the signature of the Secretary or an Assistant Secretary and the seal of the Company may be affixed by facsimile to any certificate of any such power and any power or certificate bearing such facsimile signature and seal shall be valid and binding on the Company. Any such power so executed and sealed and certified by certificate so executed and sealed shall, with respect to any bond or undertaking to which it is attached, continue to be valid and binding on the Company."

ADOPTED BY THE BOARD OF DIRECTORS OF AMERICAN CASUALTY COMPANY OF READING, PENNSYLVANIA:

This Power of Attorney is made and executed pursuant to and by authority of the following By-Law duly adopted by the Board of Directors of the Company.

"Article VI—Execution of Documents

Section 3 Appointment of Attorney-in-Fact. The Chairman of the Board of Directors, the President or any Executive or Senior Vice President may, from time to time, appoint by written certificates attorneys-in-fact to act in behalf of the Company in the execution of policies of insurance, bonds, undertakings and other obligatory instruments of like nature. Such attorneys-in-fact, subject to the limitations set forth in their respective certificates of authority, shall have full power to bind the Company by their signature and execution of any such instruments and to attach the seal of the Company thereto. The Chairman of the Board of Directors, the President or any Executive or Senior Vice President or the Board of Directors may at any time revoke all power and authority previously given to any attorney-in-fact."

This Power of Attorney is signed and sealed by facsimile under and by the authority of the following Resolution adopted by the Board of Directors of the Company at a meeting duly called and held on the 17th day of February, 1993.

"Resolved, that the signature of the President or any Executive, Senior or Group Vice President and the seal of the Company may be affixed by facsimile on any power of attorney granted pursuant to Section 2 of Article VI of the By-Laws, and the signature of the Secretary or an Assistant Secretary and the seal of the Company may be affixed by facsimile to any certificate of any such power and any power or certificate bearing such facsimile signature and seal shall be valid and binding on the Company. Any such power so executed and sealed and certified by certificate so executed and sealed shall, with respect to any bond or undertaking to which it is attached, continue to be valid and binding on the Company."

ADOPTED BY THE BOARD OF DIRECTORS OF NATIONAL FIRE INSURANCE COMPANY OF HARTFORD:

This Power of Attorney is made and executed pursuant to and by authority of the following By-Law duly adopted by the Board of Directors of the Company.

"Article VII—Execution of Documents

Section 3. Appointment of Attorney-in-Fact. The Chairman of the Board of Directors, the President or any Executive or Senior Vice President may, from time to time, appoint by written certificates attorneys-in-fact to act in behalf of the Company in the execution of policies of insurance, bonds, undertakings and other obligatory instruments of like nature. Such attorneys-in-fact, subject to the limitations set forth in their respective certificates of authority shall have full power to bind the Company by their signature and execution of any such instruments and to attach the seal of the Company thereto. The Chairman of the Board of Directors, the President or any Executive, Senior Vice President or the Board of Directors, may, at any time, revoke all power and authority previously given to any attorney-in-fact."

This Power of Attorney is signed and sealed by facsimile under and by the authority of the following Resolution adopted by the Board of Directors of the Company at a meeting duly called and held on the 17th day of February, 1993.

"RESOLVED: That the signature of the President, an Executive Vice President or any Senior or Group Vice President and the seal of the Insurance Company may be affixed by facsimile on any power of attorney granted pursuant to the Resolution adopted by this Board of Directors on February 17, 1993 and the signature of a Secretary or an Assistant Secretary and the seal of the Insurance Company may be affixed by facsimile to any certificate of any such power, and any power or certificate bearing such facsimile signature and seal shall be valid and binding on the Insurance Company. Any such power-so executed and sealed and certified by certificate so executed and sealed, shall with respect to any bond or undertaking to which it is attached, continue to be valid and binding on the Insurance Company."

CONTINENTAL CASUALTY COMPANY
Chicago, Illinois
Statement of Net Admitted Assets and Liabilities
December 31, 2012

ASSETS

Bonds	\$ 29,260,084,722
Stocks	4,433,412,280
Cash and short-term investments	527,644,078
Uncollected premiums and agents' balances	649,037,102
Amounts recoverable from reinsurers	67,125,744
Funds held by or deposited with reinsured companies	1,042,507,681
Net deferred tax asset	954,439,752
Electronic data processing equipment and software	19,779,597
Investment income due and accrued	316,297,901
Other assets	<u>4,021,868,369</u>
Total Assets	<u>\$ 41,292,197,226</u>

LIABILITIES AND SURPLUS

Losses	\$ 16,687,654,316
Loss adjustment expense	2,280,847,734
Contingent and other commissions payable	78,063,833
Other expense	1,219,377,336
Taxes, licenses and fees	142,095,897
Federal and foreign income taxes payable	265,835
Unearned premiums	11,026,132,737
Other liabilities	<u>(140,594,417)</u>
Total Liabilities	31,293,843,271
Surplus Account:	
Capital paid up	35,632,565
Gross paid in and contributed surplus	5,657,112,191
Special Surplus	2,247,054
Unassigned funds	<u>4,303,362,145</u>
Surplus as regards policyholders	<u>\$ 9,998,353,955</u>
Total Liabilities and Capital	<u>\$ 41,292,197,226</u>

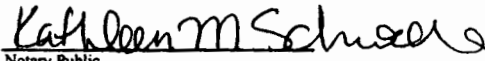
I, OJ B. Magana, Assistant Vice President of Continental Casualty Company hereby certify that the above is an accurate representation of the financial statement of the Company dated December 31, 2012, as filed with the various Insurance Departments and is a true and correct statement of the condition of Continental Casualty Company as of that date.

Continental Casualty Company

By 
Assistant Vice President

Subscribed and sworn to me this 25th day of March, 2013.

My commission expires:


Notary Public



SURETY DISCLOSURE STATEMENT AND CERTIFICATION

Continental Casualty Company, American Casualty Company of Reading, Pennsylvania, National Fire Insurance Company of Hartford and The Continental Insurance Company, surety(ies) on the attached bond, hereby certifies(y) the following:

(1) The surety(ies) meet / meets the applicable capital and surplus requirements of R.S. 17:17-6 or R.S. 17:17-7 as of the surety's most current annual filing with the New Jersey Department of Insurance.

(2) The capital and surplus, as determined in accordance with the applicable laws of this State, of the surety(ies) participating in the issuance of the attached bond is (are) in the following amount(s) as of the calendar year ended December 31, 2011. The financial statements of the following companies as of and for the year ended December 31, 2011 have been audited by Deloitte & Touche LLP, 111 S. Wacker Drive, Chicago, IL 60606.

Surety Company	Capital	Policyholders' Surplus (including Capital)
Continental Casualty Company	\$35,632,565	\$9,887,580,448
American Casualty Company of Reading, Pennsylvania	\$ 4,200,000	\$ 131,068,464
National Fire Insurance Company of Hartford	\$ 5,000,000	\$ 118,047,428
The Continental Insurance Company	\$53,566,360	\$1,240,640,368

(3) (a) With respect to each surety participating in the issuance of the attached bond that has received from the United States Secretary of the Treasury a certificate of authority pursuant to 31 U.S.C. § 9305, the underwriting limitation established therein on July 1, 2012, is as follows:

Surety Company	Limitation
Continental Casualty Company	\$743,609,000
American Casualty Company of Reading, Pennsylvania	\$ 13,107,000
National Fire Insurance Company of Hartford	\$ 11,805,000
The Continental Insurance Company	\$124,064,000

(b) With respect to each surety participating in the issuance of the attached bond that has not received such a certificate of authority from the United States Secretary of the Treasury, the underwriting limitation of that surety as established pursuant to R.S. 17.18.9 as of (date of which such limitation was so established) is as follows: N/A

(4) The amount of the bond to which this statement and certification is attached is \$ 100,965,134.17.
CONTINENTAL CASUALTY COMPANY PORTION IS 50% OF ABOVE CONTRACT AMOUNT


(5) If, by virtue of one or more contracts of reinsurance, the amount of the bond indicated under item (4) above exceeds the total underwriting limitation of all sureties on the bond as set forth in items (3)(a) or (3)(b) above, or both, then for each such contract of reinsurance:

(a) The name and address of each such reinsurer under that contract and the amount of that reinsurer's participation in the contract is as follows: N/A
and

(b) Each surety that is party to any such contract of reinsurance certifies that each reinsurer listed under item (5)(a) satisfies the credit for reinsurance requirement established under P.L.1993, c. 243 (C.17:51B-1 et seq.) and any applicable regulations in effect as of the date on which the bond to which this statement and certification is attached shall have been filed with the appropriate public agency. N/A

CERTIFICATE

I, Paul T. Bruflat, as Vice President, for Continental Casualty Company, American Casualty Company of Reading, Pennsylvania, National Fire Insurance Company of Hartford, and The Continental Insurance Company, each corporation respectively domiciled in Illinois, Pennsylvania, Illinois and Pennsylvania, DO HEREBY CERTIFY that, to the best of my knowledge, the foregoing statements made by me are true, and ACKNOWLEDGE that, if any of those statements made by me are false, this bond is VOIDABLE.


Paul T. Bruflat, Vice President

Date: JUNE 27, 2013

Continental Casualty Company

Print this page (2)

A.M. Best #: 002128 NAIC #: 20443 FEIN #: 362114545
 Address: 333 South Wabash Avenue Floor 22
 Chicago, IL 60604
 United States

Web: www.cna.com
 Phone: 312-822-5000
 Fax: 312-822-6419

Assigned to Financial Strength Rating
 companies that have, in our opinion, an excellent ability to meet their ongoing insurance obligations.

Based on A.M. Best's analysis, [050177 - Loews Corporation](#) is the AMB Ultimate Parent and identifies the topmost entity of the corporate structure. View a list of [operating insurance entities](#) in this structure.

Best's Credit Ratings

View all of the [companies](#) assigned this rating as a part of an [AMB Rating Unit](#)

Financial Strength Rating	View Definition
Rating:	A (Excellent)
Financial Size Category:	XV (\$2 Billion or greater)
Outlook:	Stable
Action:	Affirmed
Effective Date:	January 11, 2013
Initial Rating Date:	June 30, 1922
u Denotes Under Review Best's Rating	

Best's Credit Rating Analyst
Office: A.M. Best Company, Oldwick NJ
Senior Financial Analyst: Brian O'Larte
Managing Senior Financial Analyst: Jennifer Marshall, CPCU, ARM

Long-Term Issuer Credit Rating	View Definition
Long-Term:	a
Outlook:	Stable
Action:	Affirmed
Effective Date:	January 11, 2013
Initial Rating Date:	June 21, 2005

Related Financial and Analytical Data

The following links provide access to related data records that A.M. Best utilizes to provide financial and analytical data on a consolidated or branch basis.

[086431 Continental Casualty Company CAB](#) Represents financials for the Canada Branch of this legal entity.

Reports and News

Visit Best's News and Analysis site for the latest [news and press releases](#) for this company and its A.M. Best Group.

- [AMB Credit Report - Insurance Professional](#) - includes Best's Financial Strength Rating and rationale along with comprehensive analytical commentary, detailed business overview and key financial data.
Report Revision Date: 7/8/2013 (represents the latest significant change).
- Historical Reports are available in [AMB Credit Report - Insurance Professional Archive](#).
- [Best's Executive Summary Reports \(Financial Overview\)](#) - available in three versions, these presentation style reports feature balance sheet, income statement, key financial performance tests including profitability, liquidity and reserve analysis.
Data Status: 2013 Best's Statement File - P/C, US Contains data compiled as of 7/10/2013 Quality Cross Checked.
 - [Single Company](#) - five years of financial data specifically on this company.
 - [Comparison](#) - side-by-side financial analysis of this company with a peer group of up to five other companies you select.
 - [Composite](#) - evaluate this company's financials against a peer group composite. Report displays both the average and total composite of your selected peer group.
- [Best's Key Rating Guide Presentation Report](#) - includes Best's Financial Strength Rating and financial data as provided in the most current edition of Best's Key Rating Guide products. (Quality Cross Checked).

Financial and Analytical Products

- [Best's Insurance Reports - Online - P/C, US & Canada](#)
- [Best's Key Rating Guide - P/C, US & Canada](#)
- [Best's Statement File - P/C, US](#)
- [Best's Executive Summary Report - Composite - Property/Casualty](#)
- [Best's Executive Summary Report - Comparison - Property/Casualty](#)
- [Best's Statement File - Global](#)
- [Best's State Line - P/C, US](#)
- [Best's Regulatory Center Market Share Reports](#)
- [Best's Corporate Changes and Retirements - P/C, US/CN](#)
- [Best's Insurance Expense Exhibit \(IEE\) - P/C, US](#)
- [Best's Schedule P \(Loss Reserves\) - P/C, US](#)
- [Best's Regulatory Center](#)
- [Best's Schedule D \(Corporate Bonds\) - US](#)
- [Best's Schedule D \(Common Stocks\) - US](#)
- [Best's Schedule D \(Municipal Bonds\) - US](#)
- [Best's Schedule D \(Preferred Stocks\) - US](#)
- [Best's Schedule F \(Reinsurance\) - P/C, US](#)
- [Best's Schedule D - Hybrid - P/C & L/H, US](#)
- [Best's Schedule DA \(Short Term Investments\) - P/C & L/H, US](#)

THIS POWER OF ATTORNEY IS NOT VALID UNLESS IT IS PRINTED ON RED BACKGROUND.

This Power of Attorney limits the acts of those named herein, and they have no authority to bind the Company except in the manner and to the extent herein stated.

Certificate No. 5587596

American Fire and Casualty Company
The Ohio Casualty Insurance Company
West American Insurance Company

Liberty Mutual Insurance Company
Peerless Insurance Company

POWER OF ATTORNEY

KNOWN ALL PERSONS BY THESE PRESENTS: That American Fire & Casualty Company and The Ohio Casualty Insurance Company are corporations duly organized under the laws of the State of Ohio, that Liberty Mutual Insurance Company is a corporation duly organized under the laws of the State of Massachusetts, that Peerless Insurance Company is a corporation duly organized under the laws of the State of New Hampshire, and West American Insurance Company is a corporation duly organized under the laws of the State of Indiana (herein collectively called the "Companies"); pursuant to and by authority herein set forth, does hereby name, constitute and appoint, Adrienne Scalera, Joseph Dobkowski, Jr., Kathleen M. Cristiano

all of the city of Clark state of NJ each individually if there be more than one named; its true and lawful attorney-in-fact to make, execute, seal, acknowledge and deliver, for and on its behalf as surety and as its act and deed, any and all undertakings, bonds, recognizances and other surety obligations, in pursuance of these presents and shall be as binding upon the Companies as if they have been duly signed by the president and attested by the secretary of the Companies in their own proper persons.

IN WITNESS WHEREOF, this Power of Attorney has been subscribed by an authorized officer or official of the Companies and the corporate seals of the Companies have been affixed thereto this 26th day of September, 2012



American Fire and Casualty Company
The Ohio Casualty Insurance Company
Liberty Mutual Insurance Company
Peerless Insurance Company
West American Insurance Company

By: Gregory W. Davenport
Gregory W. Davenport, Assistant Secretary

STATE OF WASHINGTON ss
COUNTY OF KING

On this 26th day of September, 2012, before me personally appeared Gregory W. Davenport, who acknowledged himself to be the Assistant Secretary of American Fire and Casualty Company, Liberty Mutual Insurance Company, The Ohio Casualty Company, Peerless Insurance Company and West American Insurance Company, and that he, as such, being authorized so to do, execute the foregoing instrument for the purposes therein contained by signing on behalf of the corporations by himself as a duly authorized officer.

IN WITNESS WHEREOF, I have hereunto subscribed my name and affixed my notarial seal at Seattle, Washington, on the day and year first above written.



By: KD Riley
KD Riley, Notary Public

This Power of Attorney is made and executed pursuant to and by authority of the following By-laws and Authorizations of American Fire and Casualty Company, The Ohio Casualty Insurance Company, Liberty Mutual Insurance Company, West American Insurance Company and Peerless Insurance Company, which resolutions are now in full force and effect reading as follows:

ARTICLE IV - OFFICERS - Section 12. Power of Attorney. Any officer or other official of the Corporation authorized for that purpose in writing by the Chairman or the President, and subject to such limitation as the Chairman or the President may prescribe, shall appoint such attorneys-in-fact, as may be necessary to act in behalf of the Corporation to make, execute, seal, acknowledge and deliver as surety any and all undertakings, bonds, recognizances and other surety obligations. Such attorneys-in-fact, subject to the limitations set forth in their respective powers of attorney, shall have full power to bind the Corporation by their signature and execution of any such instruments and to attach thereto the seal of the Corporation. When so executed, such instruments shall be as binding as if signed by the President and attested to by the Secretary. Any power or authority granted to any representative or attorney-in-fact under the provisions of this article may be revoked at any time by the Board, the Chairman, the President or by the officer or officers granting such power or authority.

ARTICLE XIII - Execution of Contracts - SECTION 5. Surety Bonds and Undertakings. Any officer of the Company authorized for that purpose in writing by the chairman or the president, and subject to such limitations as the chairman or the president may prescribe, shall appoint such attorneys-in-fact, as may be necessary to act in behalf of the Company to make, execute, seal, acknowledge and deliver as surety any and all undertakings, bonds, recognizances and other surety obligations. Such attorneys-in-fact subject to the limitations set forth in their respective powers of attorney, shall have full power to bind the Company by their signature and execution of any such instruments and to attach thereto the seal of the Company. When so executed such instruments shall be as binding as if signed by the president and attested by the secretary.

Certificate of Designation - The President of the Company, acting pursuant to the Bylaws of the Company, authorizes Gregory W. Davenport, Assistant Secretary to appoint such attorney-in-fact as may be necessary to act on behalf of the Company to make, execute, seal, acknowledge and deliver as surety any and all undertakings, bonds, recognizances and other surety obligations.

Authorization - By unanimous consent of the Company's Board of Directors, the Company consents that facsimile or mechanically reproduced signature of any assistant secretary of the Company, wherever appearing upon a certified copy of any power of attorney issued by the Company in connection with surety bonds, shall be valid and binding upon the Company with the same force and effect as though manually affixed.

I, David M. Carey, the undersigned, Assistant Secretary, of American Fire and Casualty Company, The Ohio Casualty Insurance Company, Liberty Mutual Insurance Company, West American Insurance Company and Peerless Insurance Company do hereby certify that the original power of attorney of which the foregoing is a full, true and correct copy of the Power of Attorney executed by said Companies, is in full force and effect and has not been revoked.

IN TESTIMONY WHEREOF, I have hereunto set my hand and affixed the seals of said Companies this 27th day of JUNE, 2013



By: David M. Carey
David M. Carey, Assistant Secretary

Not valid for mortgage, note, loan, letter of credit, bank deposit, currency rate, interest rate or individual value guarantees.

To confirm the validity of this Power of Attorney call 1-610-832-8240 between 9:00 am and 4:30 pm EST on any business day.



LIBERTY MUTUAL INSURANCE COMPANY
 FINANCIAL STATEMENT — DECEMBER 31, 2012

Assets		Liabilities	
Cash and Bank Deposits.....	\$ 903,711,694	Unearned Premiums.....	\$4,205,141,671
*Bonds — U.S Government.....	1,166,929,471	Reserve for Claims and Claims Expense	17,056,420,207
*Other Bonds.....	11,415,194,219	Funds Held Under Reinsurance Treaties.....	1,315,062,091
*Stocks.....	8,104,853,899	Reserve for Dividends to Policyholders.....	2,455,411
Real Estate.....	255,967,320	Additional Statutory Reserve.....	49,768,998
Agents' Balances or Uncollected Premiums.....	3,482,069,753	Reserve for Commissions, Taxes and	
Accrued Interest and Rents.....	144,016,763	Other Liabilities	<u>3,066,051,537</u>
Other Admitted Assets.....	<u>14,732,623,458</u>	Total	<u>\$25,694,899,915</u>
Total Admitted Assets.....	<u>\$40,205,366,577</u>	Special Surplus Funds.....	\$604,621,497
		Capital Stock.....	10,000,000
		Paid in Surplus.....	7,899,471,886
		Unassigned Surplus.....	5,996,373,279
		Surplus to Policyholders	<u>14,510,466,662</u>
		Total Liabilities and Surplus	<u>\$40,205,366,577</u>



* Bonds are stated at amortized or investment value; Stocks at Association Market Values.
 The foregoing financial information is taken from Liberty Mutual Insurance Company's financial statement filed with the state of Massachusetts Department of Insurance.

I, TIM MIKOLAJEWSKI, Assistant Secretary of Liberty Mutual Insurance Company, do hereby certify that the foregoing is a true, and correct statement of the Assets and Liabilities of said Corporation, as of December 31, 2012, to the best of my knowledge and belief.

IN WITNESS WHEREOF, I have hereunto set my hand and affixed the seal of said Corporation at Seattle, Washington, this 25th day of March, 2013.

T. Mikolajewski

Assistant Secretary



Liberty Mutual.

SURETY

BOND NO. 015037493

SURETY DISCLOSURE STATEMENT AND CERTIFICATION
pursuant to N.J.S.A. 2A:44-143

LIBERTY MUTUAL INSURANCE COMPANY, (hereinafter called "Surety"), the Surety on the attached bond, hereby certifies the following:

- 1) The Surety meets the applicable surplus requirements of R.S.17:17-6 or R.S.17:17-7 as of the Surety's most current annual filing with the New Jersey Department of Insurance.
- 2) The surplus of Liberty Mutual Insurance Company as determined in accordance with the applicable laws of this State, totals \$13,596,435,060.00 as of the calendar year ended December 31, 2011, which amount has been certified by Ernst & Young LLP, 200 Clarendon Street, Boston, Massachusetts, 02116, and is included in the Annual Statement on file with the New Jersey Department of Insurance, 20 West State Street CN-325, Trenton, New Jersey 08625-0325.
- 3) Liberty Mutual Insurance Company has received from the United States Secretary of the Treasury a certificate of authority pursuant to 31 U.S.C. Section 9305, with an underwriting limitation established therein on July 2, 2012 in the amount of \$1,042,363,000.00.

4) The amount of the bond to which this statement and certification is attached is \$ 100,965,134.17
LIBERTY MUTUAL INSURANCE COMPANY PORTION IS 50% OF ABOVE CONTRACT AMOUNT

5) If, by virtue of one or more contracts of reinsurance, the amount of the bond indicated under Item (4) above exceeds the total underwriting limitation of all sureties on the bond as set forth in Item (3) above, then for each such contract of reinsurance:

(a) The name and address of each such reinsurer under that contract and the amount of the reinsurer's participation in the contract is as follows:

<u>Reinsurer</u>	<u>Address</u>	<u>Amount</u>
(Not Applicable)		and;

(b) Each surety that is party to any such contract of reinsurance certifies that each reinsurer listed under item (5)(a) satisfies the credit for reinsurance requirement established under P.L. 1993, c.243 (C.17:51B-1 et seq.) and any applicable regulations in effect as of the date on which the bond to which this statement and certification is attached shall have been filed with the appropriate public agency.

CERTIFICATE

I, David M. Carey, as Assistant Secretary for Liberty Mutual Insurance Company, a stock insurance company domiciled in Massachusetts, DO HEREBY CERTIFY that, to the best of my knowledge, the foregoing statements made by me on behalf of Liberty Mutual Insurance Company are true, and ACKNOWLEDGE that, if any of those statements made by me on behalf of Liberty Mutual Insurance Company are false, this bond is VOIDABLE.

LIBERTY MUTUAL INSURANCE COMPANY

By: David M. Carey
David M. Carey, Assistant Secretary

Dated: JUNE 27, 2013

NOTE- MOST CURRENT STATEMENT AVAILABLE AT TIME OF BOND ISSUANCE

Liberty Mutual Insurance Company

A.M. Best #: 002283 NAIC #: 23043 FEIN #: 041543470
 Address: 175 Berkeley Street
 Boston, MA 02117
 United States
 Web: www.LibertyMutualGroup.com
 Phone: 617-357-9500
 Fax: 617-574-5955

Assigned to companies that have, in our opinion, an excellent ability to meet their ongoing insurance obligations.

Based on A.M. Best's analysis, 051114 - Liberty Mutual Holding Company Inc, is the AMB Ultimate Parent and identifies the topmost entity of the corporate structure. View a list of [operating insurance entities](#) in this structure.

Best's Credit Ratings

View all of the [companies](#) assigned this rating as a part of an [AMB Rating Unit](#).

Financial Strength Rating	View Definition
Rating:	A (Excellent)
Financial Size Category:	XV (\$2 Billion or greater)
Outlook:	Stable
Action:	Affirmed
Effective Date:	July 26, 2012
Initial Rating Date:	June 30, 1922
u Denotes Under Review Best's Rating	

Best's Credit Rating Analyst

Office: A.M. Best Company, Oldwick NJ
 Senior Financial Analyst: W. Dolson Smith, Ph.D., CFA
 Assistant Vice President: Michael J. Lagomarsino, CFA

Long-Term Issuer Credit Rating	View Definition
Long-Term:	a
Outlook:	Stable
Action:	Affirmed
Effective Date:	July 26, 2012
Initial Rating Date:	November 23, 2004

Security Ratings						
Date Issued	Amount	Coupon	Security	Type	Rating	Under Review/Implication
10/09/1997	500,000,000 USD	7.697%	Surplus Notes		bbb+	No
10/16/1996	250,000,000 USD	7.875%	Surplus Notes		bbb+	No
05/11/1995	150,000,000 USD	8.505%	Surplus Notes		bbb+	No

(i) Denotes Indicative Rating

Related Financial and Analytical Data

The following links provide access to related data records that A.M. Best utilizes to provide financial and analytical data on a consolidated or branch basis.

087060 [Liberty Mutual Insurance Company CAB](#) Represents financials for the Canada Branch of this legal entity.

Reports and News

Visit Best's News and Analysis site for the latest [news and press releases](#) for this company and its A.M. Best Group.

[AMB Credit Report - Insurance Professional](#) - includes Best's Financial Strength Rating and rationale along with comprehensive analytical commentary, detailed business overview and key financial data.
 Report Revision Date: 5/28/2013 (represents the latest significant change).

Historical Reports are available in [AMB Credit Report - Insurance Professional Archive](#).

[Best's Executive Summary Reports \(Financial Overview\)](#) - available in three versions, these presentation style reports feature balance sheet, income statement, key financial performance tests including profitability, liquidity and reserve analysis.

Data Status: 2013 Best's Statement File - P/C, US Contains data compiled as of 7/10/2013 Quality Cross Checked.

- [Single Company](#) - five years of financial data specifically on this company.
- [Comparison](#) - side-by-side financial analysis of this company with a peer group of up to five other companies you select.
- [Composite](#) - evaluate this company's financials against a peer group composite. Report displays both the average and total composite of your selected peer group.

[Best's Key Rating Guide Presentation Report](#) - includes Best's Financial Strength Rating and financial data as provided in the most current edition of Best's Key Rating Guide products. (Quality Cross Checked).

Financial and Analytical Products

- [Best's Insurance Reports - Online - P/C, US & Canada](#)
- [Best's Key Rating Guide - P/C, US & Canada](#)
- [Best's Statement File - P/C, US](#)
- [Best's Executive Summary Report - Composite - Property/Casualty](#)
- [Best's Executive Summary Report - Comparison - Property/Casualty](#)
- [Best's Statement File - Global](#)
- [Best's Regulatory Center Market Share Reports](#)
- [Best's State Line - P/C, US](#)
- [Best's Corporate Changes and Retirements - P/C, US/CN](#)
- [Best's Insurance Expense Exhibit \(IEE\) - P/C, US](#)
- [Best's Schedule P \(Loss Reserves\) - P/C, US](#)
- [Best's Regulatory Center](#)
- [Best's Schedule D \(Corporate Bonds\) - US](#)
- [Best's Schedule D \(Common Stocks\) - US](#)

CORPORATE ACKNOWLEDGMENT

Form 152

State of New Jersey
County of Morristown

On this 1st day of July, 2013 before me personally came Edward Panuska, to me known, who, being by me duly sworn, did depose and say that he/she resides in Brick, NJ

that he/she is the Vice President of Project Management of the George Hams Construction Co., Inc.

the corporation described in and which executed the above instrument; that he/she knows that seal of said corporation; that the seal affixed to said instrument is such corporate seal; that it was so affixed by order of the Board of Directors of said corporation, and that he/she signed his/her name thereto by like order.

(SEAL)

Jennifer Ann Kunz

JENNIFER ANN KUNZ
NOTARY PUBLIC OF NEW JERSEY
My Commission Expires 7/9/2014

CORPORATE ACKNOWLEDGMENT

Form 152

**State of New Jersey
County of Bergen**

On the 27th day of JUNE, 2013 before me personally came Kathleen M. Cristiano, to me known, who, being by me duly sworn, did depose and say that she resides in Westfield, New Jersey that she is the **ATTORNEY-IN-FACT** of the

LIBERTY MUTUAL INSURANCE COMPANY
the corporation described in and which executed the above instrument; that she knows that seal of said corporation; that the seal affixed to said instrument is such corporate seal; that it was so affixed by order of the Board of Directors of said corporation, and that she signed her name thereto by like order.

(SEAL)

Adrienne Scalera

**ADRIANNE SCALERA
NOTARY PUBLIC OF NEW JERSEY
My Commission Expires 2/3/2016**

MEMBER AND KUNZ
NOTARY PUBLIC OF NEW JERSEY
My Comm. No. 1234567890

CORPORATE ACKNOWLEDGMENT

Form 152


State of New Jersey
County of Monmouth

On this 1st **day of** July, 2013 **before me**
personally came Edward Paruska, to me known,
who, being by me duly sworn, did depose and say that he/she resides in
Brick, NJ

that he/she is the Vice President of Project Management **of the**
George Hams Construction Co., Inc.

the corporation described in and which executed the above instrument;
that he/she knows that seal of said corporation; that the seal affixed to
said instrument is such corporate seal; that it was so affixed by order of
the Board of Directors of said corporation, and that he/she signed
his/her name thereto by like order.

(SEAL)



JENNIFER ANN KUNZ
NOTARY PUBLIC OF NEW JERSEY
My Commission Expires 7/9/2014

NOTARY PUBLIC OF NEW JERSEY
JENNIFER ANN KIMS

GEORGE HARMS CONSTRUCTION CO., INC.

Mailing: P.O. Box 817, Farmingdale, NJ 07727 / 62 Yellowbrook Road, Howell, NJ 07731

Phone: 732-938-4004 / Fax: 732-938-2782

Website: www.ghcci.com / E-mail: info@ghcci.com

GEORGE HARMS CONSTRUCTION CO., INC. Corporate Resolution

BE IT RESOLVED that the transaction herein referred to, being herewith approved, that

George Harms, Chairman of the Board	Tom Hardell, President
Robert Harms, Chief Executive Officer	Tom Hardell, Chief Operating Officer
Gary L. Abadrabo, Chief Financial Officer	Doug Longmuir, Vice-President
Gary L. Abadrabo, Secretary/Treasurer	James Duffe, Vice-President
Kathleen Duffe, Vice-President	Edward Panuska, Vice-President
Daniel Healey, Jr., Vice-President	Kevin Harms, Vice-President
Jason Hardell, Assistant Vice-President	



of this corporation each individually has the ability to bind the corporation to the contract and are hereby directed, authorized and empowered to execute, acknowledge and deliver such documents, instructions and papers and perform such acts as may be legally, properly and reasonably required or necessary for the purpose of procuring and executing any bid, bid bonds or contracts which may be awarded by the New Jersey Department of Transportation, specifically:

FEDERAL PROJECT FUNDED BY SANDY RESTORATION FUNDS

Route 35 Restoration Toms River Township to Mantoloking, From MP 4.00 to MP 9.07, Contract Number: 004950321; Paving, Drainage & Structures; Townships of Toms River & Brick, Boroughs of Lavallette & Mantoloking; Ocean County; Federal Project Number: ER-7044(104), UPC Number: 950321, PE Number: 1506505, CE Number: 1506519, DP Number: 13120.

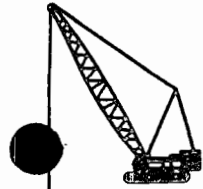
I, Gary L. Abadrabo, Secretary of George Harms Construction Co., Inc. of New Jersey CERTIFY that this is a true copy of a Resolution as it appears in the records of the corporation and as was duly and legally adopted at a meeting of the Board of Directors of the corporation called for that purpose and held on July 1st, 2013, pursuant to and in accordance with the Certificate of Incorporation and By-Laws thereof; that it has not been modified, amended or rescinded, and is in full force and effect as of the date hereof.

DATED: July 1st, 2013


Signature, Corp. Secretary

Gary L. Abadrabo
Print Name, Corp. Secretary

Building New Jersey The American Way

Member UTCA-NJ, ARTBA
AN EQUAL OPPORTUNITY EMPLOYER





Unanimous Consent of the
Board of Directors
Of
George Harms Construction Co., Inc.
Dated: July 1st, 2013

The undersigned, being all of the members of the Board of Directors of George Harms Construction Co., Inc., a New Jersey corporation(the "Corporation"), hereby consent to and adopt the following resolutions by unanimous consent pursuant to and in accordance with the provisions of the New Jersey Business Corporation Act.

Resolved, that the following individuals are authorized to execute documents on behalf of the "Corporation" for the following project:

FEDERAL PROJECT FUNDED BY SANDY RESTORATION FUNDS
Route 35 Restoration Toms River Township to Mantoloking, From MP 4.00 to MP 9.07,
Contract Number: 004950321; Paving, Drainage & Structures; Townships of Toms River
& Brick, Boroughs of Lavallette & Mantoloking; Ocean County; Federal Project Number:
ER-7044(104), UPC Number: 950321,PE Number: 1506505, CE Number: 1506519, DP
Number: 13120.

<u>Name</u>	<u>Title</u>
George Harms	Chairman of the Board
Tom Hardell	President & Chief Operating Officer
Gary L. Abadrabo	Chief Financial Officer & Secretary/Treasurer
Robert Harms	Chief Executive Officer
Doug Longmuir	Vice-President
Kathleen Duffe	Vice-President
James Duffe	Vice-President
Edward Panuska	Vice-President
Kevin Harms	Vice-President
Daniel Healey, Jr.	Vice-President
Jason Hardell	Assistant Vice-President


Signed and Sealed this 1st day of JULY, 2013




George R. Harms




Robert G. Harms



Kevin D. Harms





Certificate Number
607047

Registration Date: 07/01/2013
Expiration Date: 06/30/2015



State of New Jersey
Department of Labor and Workforce Development
Division of Wage and Hour Compliance
Public Works Contractor Registration Act

Pursuant to N.J.S.A. 34:11-56.48, et seq. of the Public Works Contractor Registration Act, this certificate of registration is issued for purposes of bidding on any contract for public work or for engaging in the performance of any public work to:

George Harms Construction Co., Inc.

Responsible Representative(s):

Jason Hardell, Vice-President
Kathleen Duffe, Vice-President
Ruith Harms, Vice-President
James Duffe, Vice-President
Robert Harms, CEO
Tom Hardell, COO
George Harms, Chairman

Responsible Representative(s):

Daniel Healey, Vice-President
Edward Panuska, Vice-President
Doug Longmuir, Vice-President
Kevin Harms, Vice-President
Lauren Harms-Kreig, Member
Gary Abadrafo, CFO

Harold J. Wirths

Harold J. Wirths, Commissioner
Department of Labor and Workforce Development

NON TRANSFERABLE

This certificate may not be transferred or assigned and may be revoked for cause by the Commissioner of Labor and Workforce Development.



STATE OF NEW JERSEY BUSINESS REGISTRATION CERTIFICATE

Taxpayer Name: GEORGE HARMS CONSTRUCTION CO., INC.

Trade Name:

Address: 62 YELLOWBROOK RD
HOWELL, NJ 07731

Certificate Number: 0097240

Effective Date: March 31, 1974

Date of Issuance: March 23, 2007

For Office Use Only:

20070323105331717


Description

FEDERAL PROJECT FUNDED BY SANDY RESTORATION FUNDS
Route 35 Restoration Toms River Township to Mantoloking, From MP 4.00 to MP 9.07,
Contract Number: 004950321; Paving, Drainage & Structures; Townships of Toms River &
Brick, Boroughs of Lavallette & Mantoloking; Ocean County;
Federal Project Number: ER-7044(104)
UPC Number: 950321, PE Number: 1506505, CE Number: 1506519
DP Number: 13120

OFFICE OF THE ATTORNEY GENERAL

The foregoing contract and bonds has been reviewed and approved as to form.

John J. Hoffman
Acting Attorney General of New Jersey

By 
Name: ELAINE C. SCHWARTZ, DAG
Deputy Attorney General

Date 7/12/13