

TYPICAL LAYOUT

CD-405-1.1

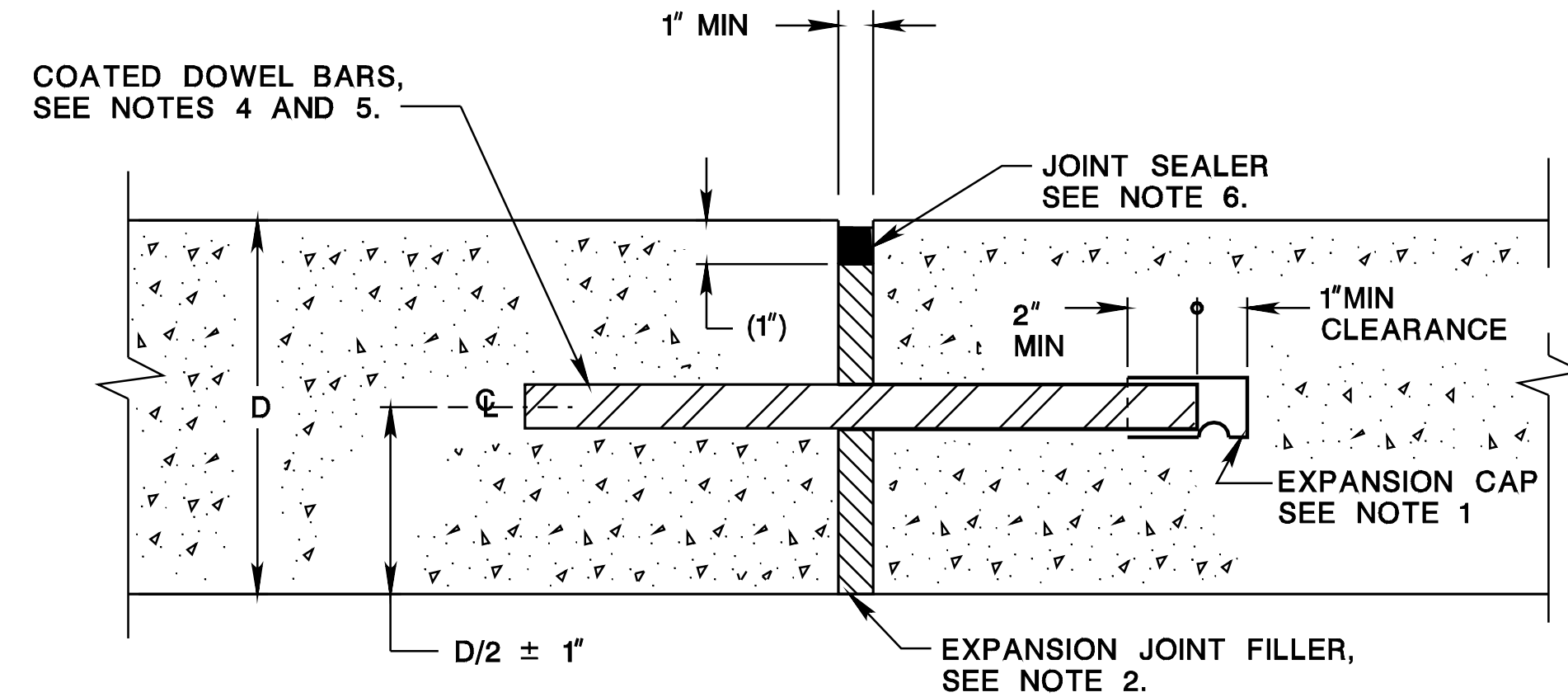
EXPANSION JOINTS AT BRIDGES	
DISTANCE BETWEEN BRIDGES *	NUMBER OF EXPANSION JOINTS
TO 500'	1
500' - 704'	2
704' - 908'	3
908' - 1111'	4
1111' - 1315'	5
OVER 1315'	6

* LENGTH OF PAVEMENT BETWEEN BRIDGES

CD-405-1.2

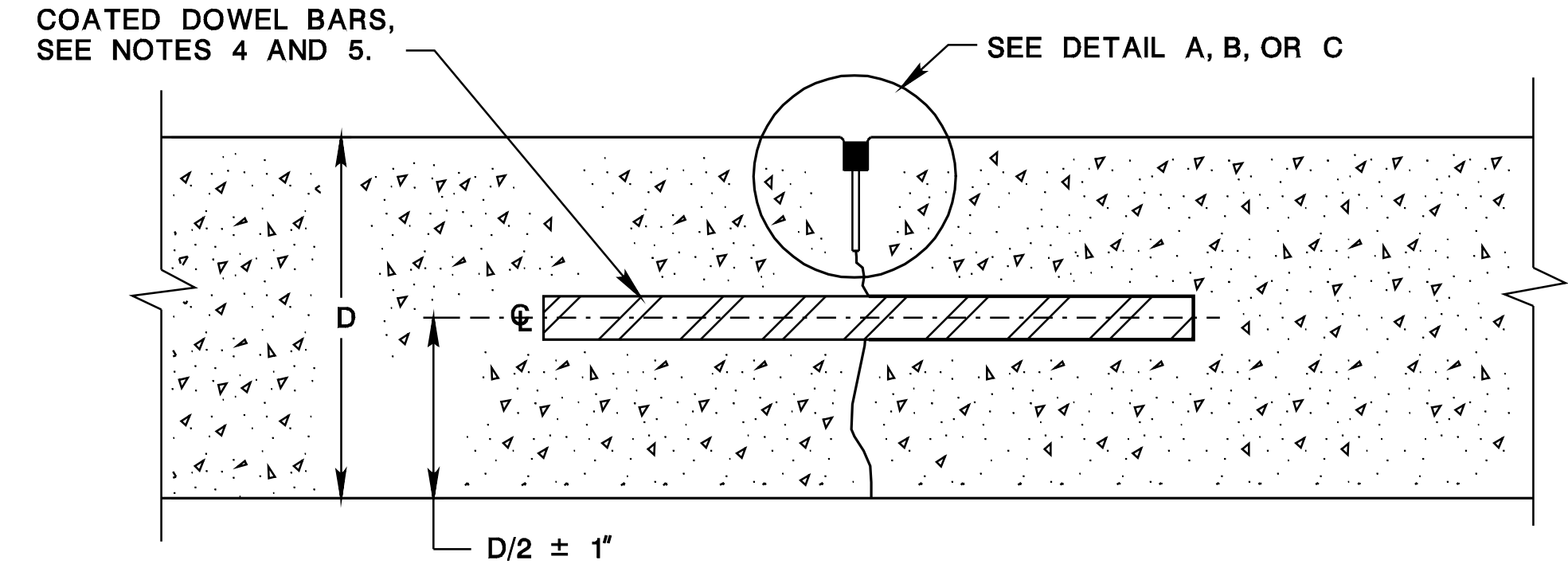
- NOTES**
1. PLACE A CLOSED-END EXPANSION CAP OVER THE LUBRICATED END OF ALL DOWEL BARS USED IN TRANSVERSE EXPANSION JOINTS AND PROVIDE A MINIMUM 1" CLEARANCE POCKET ASSURED BY MEANS OF A POSITIVE SPACING DEVICE.
 2. CUT EXPANSION JOINT FILLER MATERIAL TO CONFORM TO THE CROSS SECTION OF THE PAVEMENT AND FURNISH IN STRIPS EQUAL TO THE WIDTH OF THE PAVEMENT SLAB. MAKE THE TOP SURFACE SMOOTH AND HAVE HOLES PUNCHED FOR THE DOWEL BARS PROVIDE A SNUG FIT WITHOUT LOSS IN THICKNESS OF THE MATERIAL.
 3. CONSTRUCT ALL TRANSVERSE JOINTS PERPENDICULAR TO THE CENTERLINE.
 4. USE MINIMUM 1/4" φ x 18" LONG DOWEL BARS FOR PAVEMENT DEPTHS 10" OR LESS, AND MINIMUM 1/2" φ X 18" LONG DOWEL BARS FOR PAVEMENT DEPTHS GREATER THAN 10". APPROVED ALTERNATE DOWEL BARS HAVING EQUIVALENT PROPERTIES TO CONVENTIONAL ROUND DOWEL REINFORCEMENT STEEL MAY BE PROPOSED FOR USE.
 5. PLACE DOWEL BARS PARALLEL TO THE CENTERLINE AND SURFACE OF THE SLAB.
 6. MAKE THE TOP OF THE JOINT SEALING MATERIAL 1/4" ± 1/8" BELOW THE SURFACE OF THE PAVEMENT.
 7. THE INITIAL SAW CUT RELIEF JOINT IS NOT REQUIRED FOR CONSTRUCTION JOINTS.
 8. WHEN COLD-POURED JOINT SEALER IS SELECTED FOR USE IN TRANSVERSE JOINTS, USE THE SAME JOINT SEALER IN THE LONGITUDINAL JOINTS.

CD-405-1.3



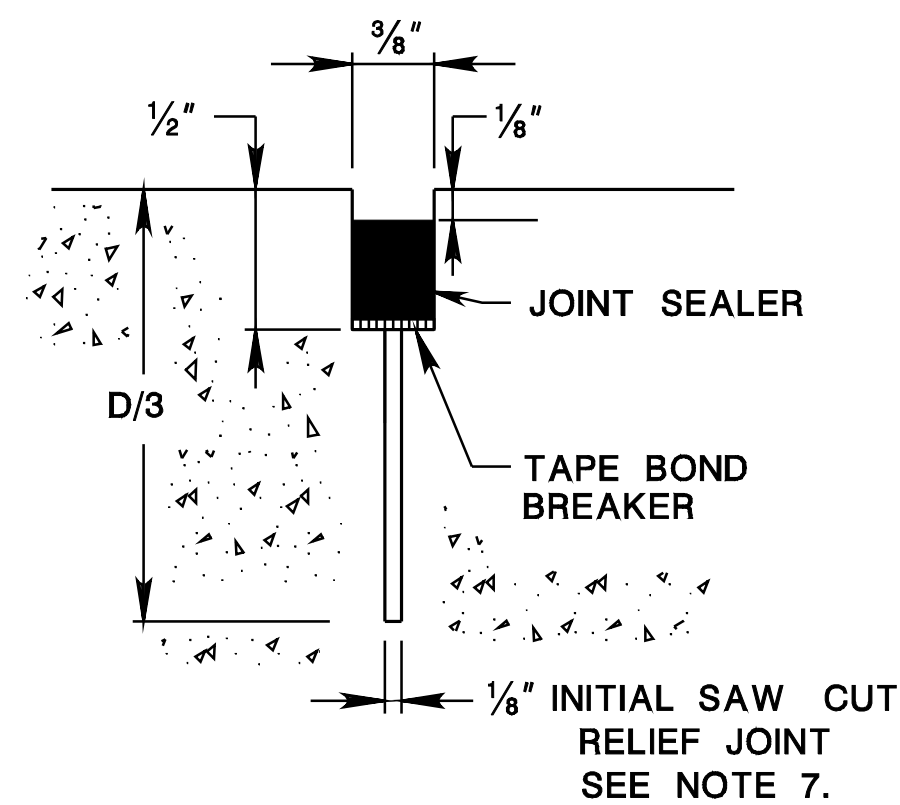
TRANSVERSE EXPANSION JOINT

CD-405-1.4



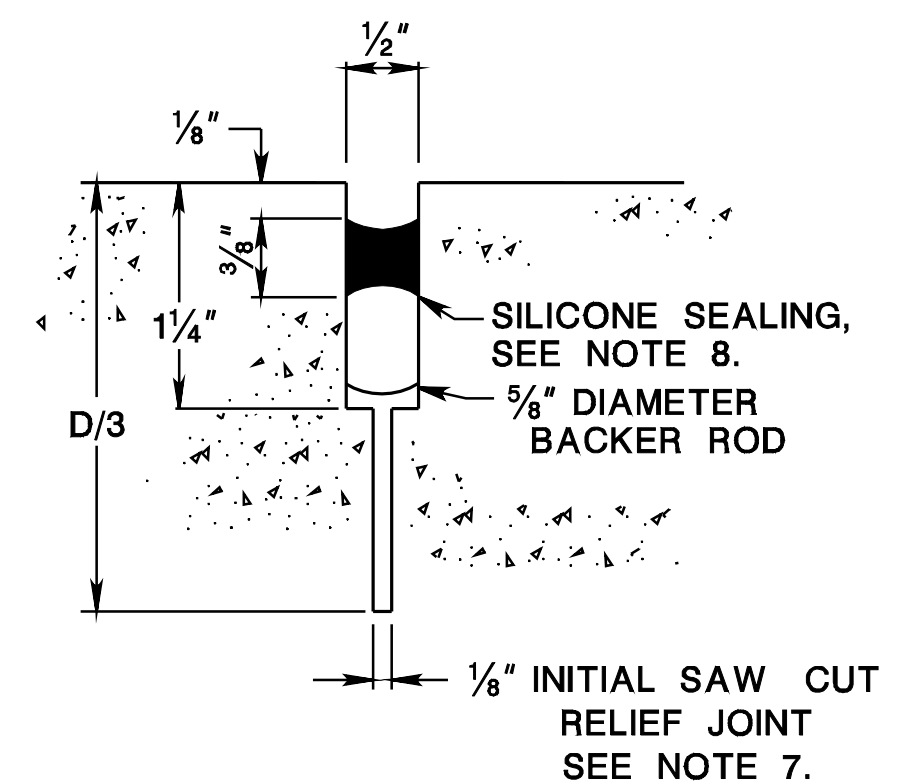
TRANSVERSE CONTRACTION JOINT

CD-405-1.5



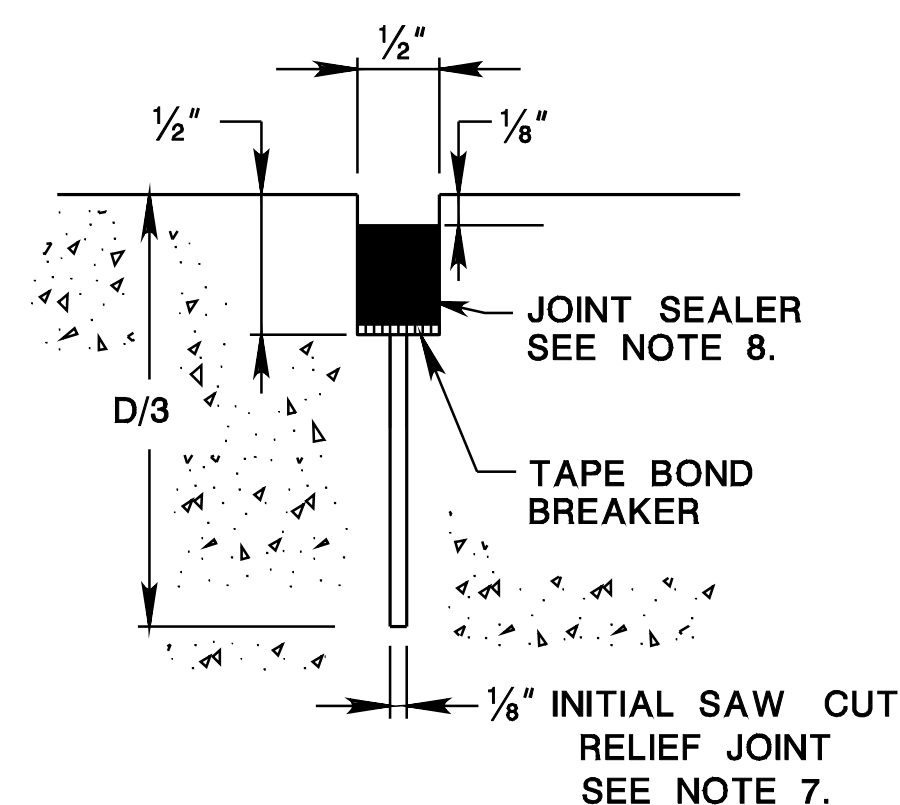
**DETAIL A
HOT-POURED JOINT SEALER**

CD-405-1.6



**DETAIL B
COLD-POURED JOINT SEALER
WITH BACKER ROD**

CD-405-1.7



**DETAIL C
COLD-POURED JOINT SEALER
WITHOUT BACKER ROD**

CD-405-1.8

**CONCRETE PAVEMENT
TRANSVERSE JOINTS**

N.T.S.

CD-405-1

NEW JERSEY DEPARTMENT OF TRANSPORTATION

CONSTRUCTION DETAILS

pen table= \\njdotprjwvs\rsystem\NJDOTTWS\Projects\NJDOT\Eng\plot\TBLs\Roadway\basic.tbl
 scale= 30.00000001.000000
 date= 17-DEC-2007 09:40
 ID=TPXBHAY
 BDC05D-02-ORIGINAL SHEET
 BDC07D-01-ORIGINAL SHEET
 file=