



M1 - 1 [1, 2 DIGITS - 24" x 24"]  
(4 S.F.)  
[3 DIGITS - 30" x 24"]  
(5 S.F.)  
M1 - 1 (S) [1, 2 DIGITS - 36" x 36"]  
(9 S.F.)  
[3 DIGITS - 45" x 36"]  
(11.3 S.F.)




M1 - 4 [1, 2 DIGITS - 24" x 24"]  
(4 S.F.)  
[3 DIGITS - 30" x 24"]  
(5 S.F.)  
M1 - 4 (S) [1, 2 DIGITS - 36" x 36"]  
(9 S.F.)  
[3 DIGITS - 45" x 36"]  
(11.3 S.F.)




M1 - 5 [1, 2 DIGITS - 24" x 24"]  
(4 S.F.)  
[3 DIGITS - 30" x 24"]  
(5 S.F.)  
M1 - 5 (S) [1, 2 DIGITS - 36" x 36"]  
(9 S.F.)  
[3 DIGITS - 45" x 36"]  
(11.3 S.F.)



M1 - 6 [1, 2, 3 DIGITS - 24" x 24"]  
(4 S.F.)  
M1 - 6 (S) [1, 2, 3 DIGITS - 36" x 36"]  
(9 S.F.)



NJTP - 1 [24" x 24"]  
(4 S.F.)  
NJTP - 1 (S) [36" x 36"]  
(9 S.F.)



M2 - 1 [21" x 15"]  
(2.2 S.F.)  
M2 - 1 (S) [32" x 23"]  
(5.1 S.F.)



M3 - 1 [24" x 12"]  
(2 S.F.)  
M3 - 1 (S) [36" x 18"]  
(4.5 S.F.)



M3 - 2 [24" x 12"]  
(2 S.F.)  
M3 - 2 (S) [36" x 18"]  
(4.5 S.F.)



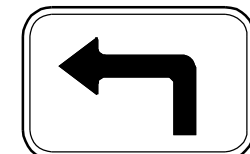
M3 - 3 [24" x 12"]  
(2 S.F.)  
M3 - 3 (S) [36" x 18"]  
(4.5 S.F.)




M3 - 4 [24" x 12"]  
(2 S.F.)  
M3 - 4 (S) [36" x 18"]  
(4.5 S.F.)



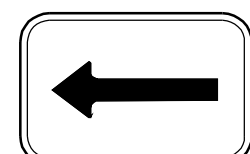
M4 - 5 [24" x 12"]  
(2 S.F.)  
M4 - 5 (S) [30" x 15"]  
(3 S.F.)




(L or R)  
M5 - 1 [21" x 15"]  
(2.2 S.F.)  
M5 - 1 (S) [32" x 23"]  
(5.1 S.F.)




(L or R)  
M5 - 2 [21" x 15"]  
(2.2 S.F.)  
M5 - 2 (S) [32" x 23"]  
(5.1 S.F.)



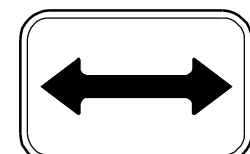
(L or R)  
M6 - 1 [21" x 15"]  
(2.2 S.F.)  
M6 - 1 (S) [32" x 23"]  
(5.1 S.F.)



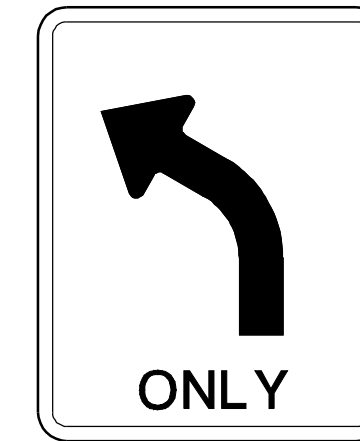
(L or R)  
M6 - 2 [21" x 15"]  
(2.2 S.F.)  
M6 - 2 (S) [32" x 23"]  
(5.1 S.F.)



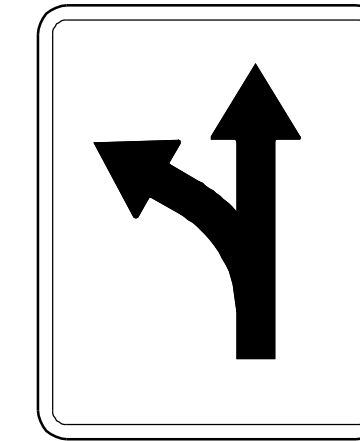
M6 - 3 [21" x 15"]  
(2.2 S.F.)  
M6 - 3 (S) [32" x 23"]  
(5.1 S.F.)



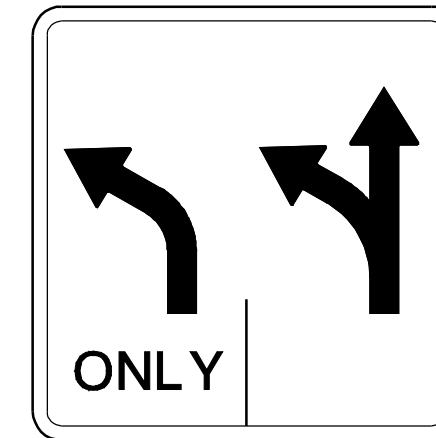
M6 - 4 [21" x 15"]  
(2.2 S.F.)  
M6 - 4 (S) [32" x 23"]  
(5.1 S.F.)



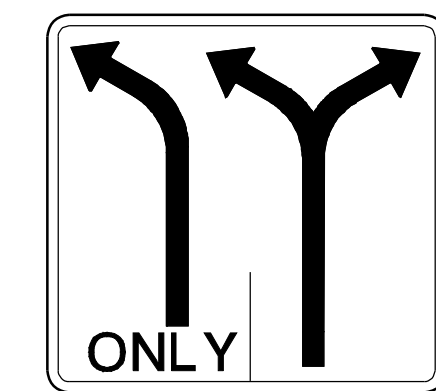
R3 - 5 [30" x 36"]  
(7.5 S.F.) OVERHEAD  
R3 - 5 [30" x 30"]  
(6.3 S.F.) GROUND MOUNT



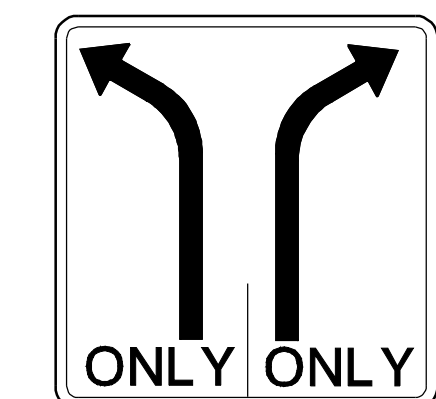
R3 - 6 [30" x 36"]  
(7.5 S.F.) OVERHEAD  
R3 - 6 [30" x 30"]  
(6.3 S.F.) GROUND MOUNT



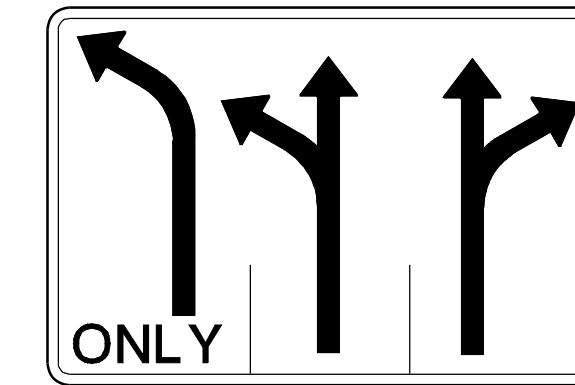
R3 - 8 [30" x 30"]  
(6.3 S.F.)



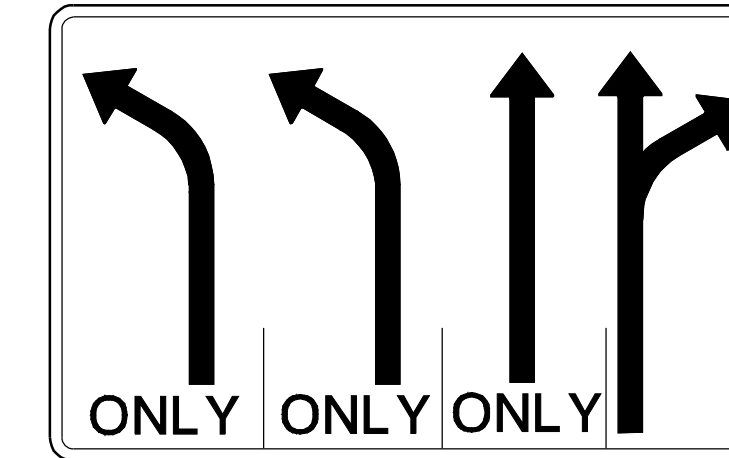
R(NJ)3 - 8A [36" x 30"]  
(7.5 S.F.)



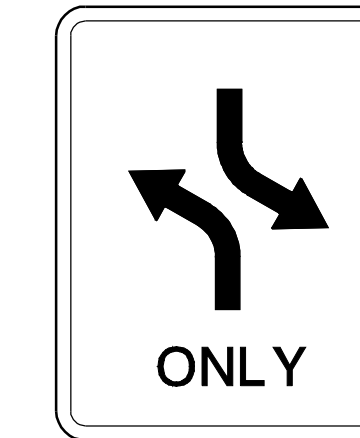
R(NJ)3 - 8B [30" x 30"]  
(6.3 S.F.)



R(NJ)3 - 8C [48" x 30"]  
(10 S.F.)




R(NJ)3 - 8D [60" x 30"]  
(12.5 S.F.)



R3 - 9a [30" x 36"]  
(7.5 S.F.)

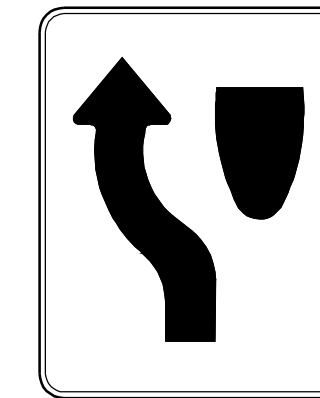


R3 - 9b [24" x 36"]  
(6 S.F.)



R4 - 7 [24" x 30"]  
(5 S.F.)

R4 - 7 (S) [36" x 48"]  
(12 S.F.)



R4 - 8 [24" x 30"]  
(5 S.F.)  
R4 - 8 (S) [36" x 48"]  
(12 S.F.)



GSP - 1 24" DIA.  
(3.1 S.F.)  
GSP - 1 (S) 36" DIA.  
(7.1 S.F.)

**GENERAL NOTES:**

DIMENSIONS, COLORS, AND DETAILS OF VARIOUS SIZE SIGNS, SHIELDS AND ACCESSORY PANELS TO FOLLOW STANDARDS IN THE CURRENT "STANDARD HIGHWAY SIGNS PUBLICATION" AND THE CURRENT "MANUAL ON UNIFORM TRAFFIC CONTROL DEVICES FOR STREETS AND HIGHWAYS".

(S) DENOTES A SPECIAL SIZE SIGN.

ALL SIGNS SHALL BE ASTM D 4956 TYPE III SHEETING

**SIGNS**  
N.T.S.

CD-612-1

NEW JERSEY DEPARTMENT OF TRANSPORTATION

**CONSTRUCTION DETAILS**