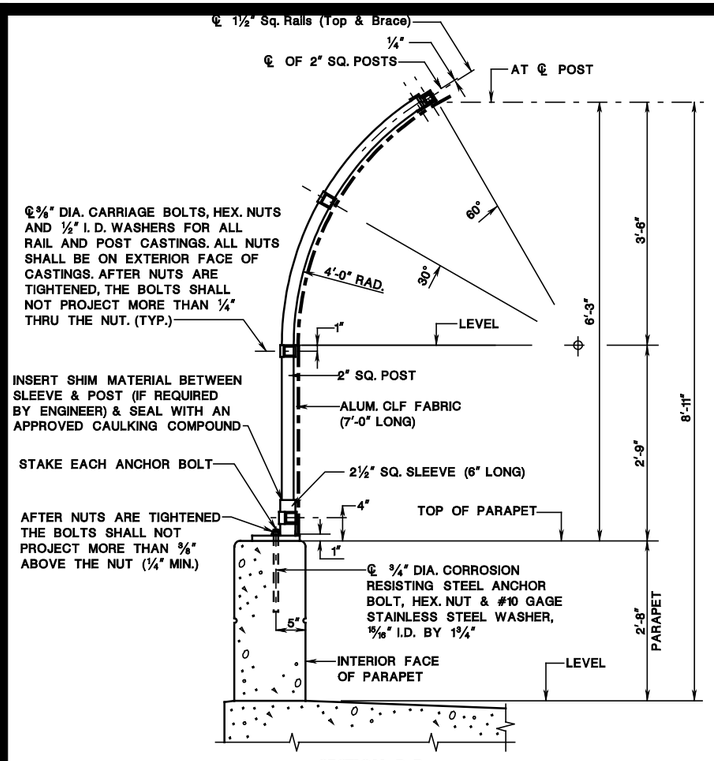


**SECTION: B–B**

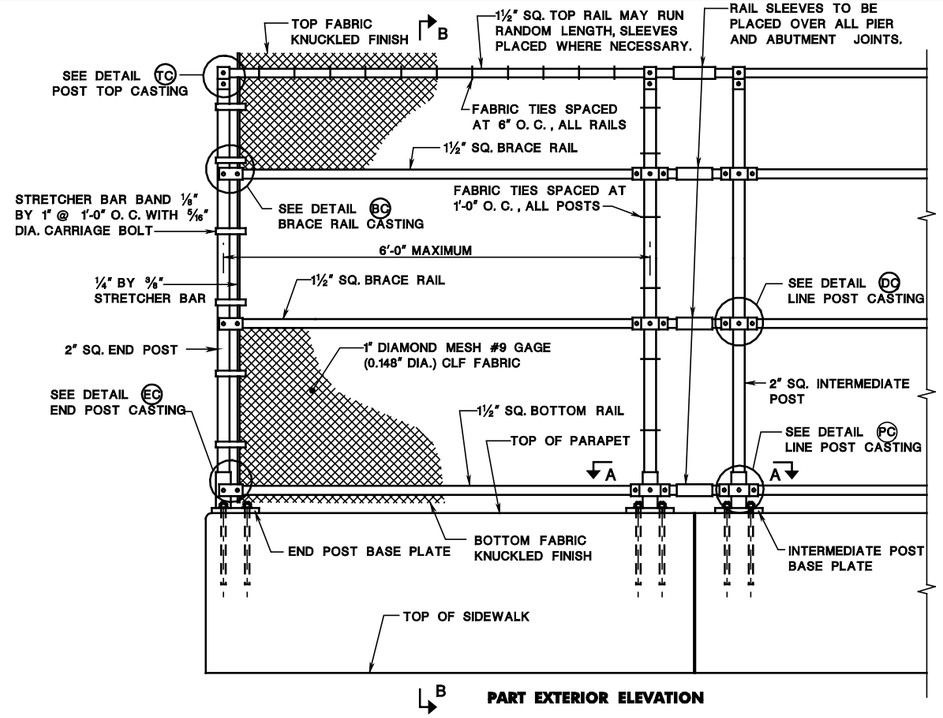


**PART EXTERIOR ELEVATION**

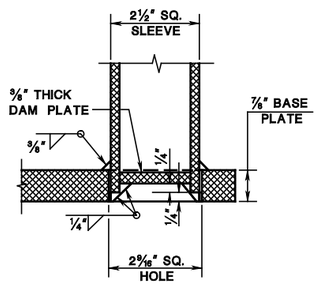


**DETAIL OF SLEEVE ATTACHMENT**

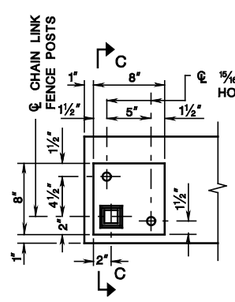


**END POST BASE PLATE**

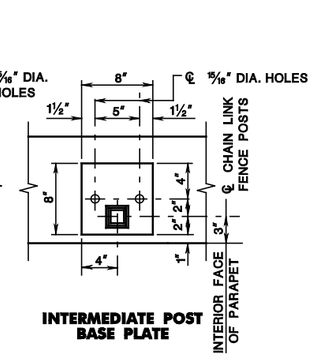


**INTERMEDIATE POST BASE PLATE**

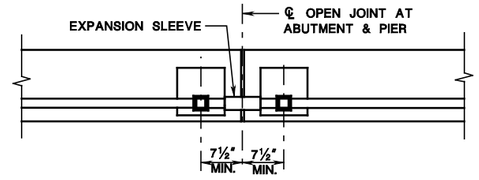


**SECTION: A–A**

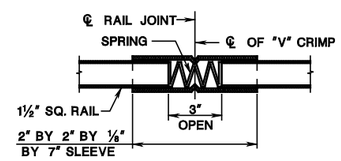


**RAIL SLEEVE**

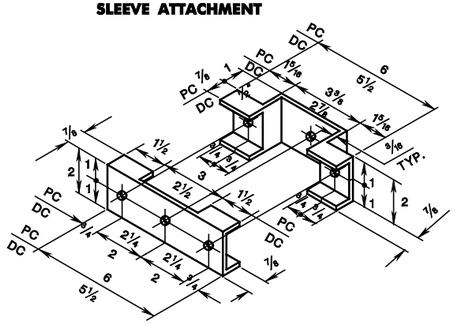


ALL DIMENSIONS ARE IN INCHES

**DETAIL PC & DETAIL DC**

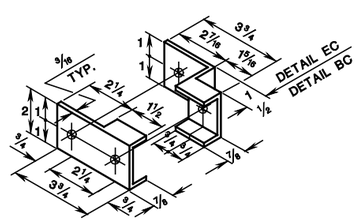


ALL DIMENSIONS ARE IN INCHES

**DETAIL EC & DETAIL BC**

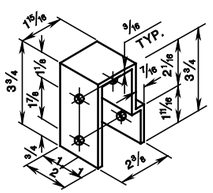


ALL DIMENSIONS ARE IN INCHES

**DETAIL TC**

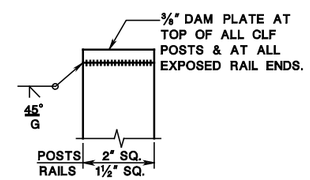


**DAM PLATE**

## GENERAL NOTES:

1. MATERIALS FOR CHAIN-LINK FENCE (CLF) FABRIC,BASE PLATES, POSTS, RAILS, TIES, BANDS, BARS, RODS AND ANY OTHER FITTINGS, AND HARDWARE SHALL CONFORM TO AASHTO M181 AND SHALL BE COMPOSED OF ONE OF THE FOLLOWING TYPES OF MATERIAL, AS SPECIFIED:
   TYPE I – ZINC-COATED STEEL,
   TYPE II – ALUMINUM COATED STEEL,
   TYPE III – ALUMINUM ALLOY, AND
   TYPE IV – POLYVINYL CHLORIDE (PVC) AND OTHER ORGANIC POLYMER-COATED STEEL.
2. ALL WELDING SHALL CONFORM TO AWS D1.1 FOR STEEL AND AWS D1.2 FOR ALUMINUM.
3. IF ALUMINUM CASTINGS ARE USED WITH TYPE I, TYPE II OR TYPE IV FENCE, THEY SHALL BE PVC COATED. COLOR TO MATCH THE REST OF THE FENCE COMPONENTS.
4. IF TYPE III FENCE IS USED, PROVIDE 1/8" THICK NEOPRENE PAD BETWEEN BASE PLATE AND TOP OF CONCRETE PARAPET.
5. STAINLESS STEEL WASHER SHALL CONFORM TO ASTM A320, CLASS I, GRADE B8.
6. ANCHOR BOLTS SHALL CONFORM TO ASTM F1554, GRADE 55 AND SHALL BE GALVANIZED. TIGHTENING PROCEDURE SHALL FOLLOW AASHTO STANDARD SPECIFICATIONS FOR STRUCTURAL SUPPORTS FOR HIGHWAY SIGNS, LUMINAIRES AND TRAFFIC SIGNALS.
7. ANCHOR BOLTS SHALL BE FULLY THREADED AND INSTALLED IN CORED HOLES NO GREATER THAN THE BOLT DIAMETER PLUS ¼". EMBEDMENT LDEPTH SHALL BE AS PER MANUFACTURER'S RECOMMENDATION. THE DESIGN OF THE EMBEDMENT DEPTH SHALL BE BASED ON A CONCRETE COMPRESSIVE STRENGTH OF4000 POUNDS PER SQUARE INCH. BOLTS SHALL BE EPOXY GROUTED IN PLACE AS PER MANUFACTURER'S RECOMMENDATIONS. ADHESIVE ANCHOR SYSTEM SHALL BE TESTED IN ACCORDANCE WITH SUBSECTION 908.01.04 OF NJDOT STANDARD SPECIFICATIONS FOR ROAD AND BRIDGE CONSTRUCTION.
8. POST SLEEVES SHALL BE 2 ½" SQUARE AND 6" LONG. WALL THICKNESS SHALL BE 7/32" FOR ALUMINUM AND 3/16" FOR STEEL.
9. POSTS SPACINGS SHALL NOT EXCEED 6'-0".
10. POSTS SHALL BE 2" SQ., 1/4" WALL THICKNESS, TO BE SET PLUMB.
11. SHIM MATERIAL SHALL BE USED WHERE NECESSARY FOR POST ALIGNMENT.
12. ALL HORIZONTAL RAILS (TOP, BOTTOM, AND BRACE) SHALL BE 1 1/2" SQ., 1/8" WALL THICKNESS.
13. DAM PLATES ( 3/8" THICK) SHALL BE WELDED TO CLOSE ALL EXPOSED ENDS OF RAIL TUBES AND TOP OF CHAIN LINK FENCE POSTS.
14. BRACE RAILS SHALL BE INSTALLED AT END UNITS WHERE CLF FABRIC IS TENSIONED.
15. RAILING EXPANSION SLEEVES SHALL BE 2" SQ. X 7" LONG, WITH HOT-DIP GALVANIZED SPRING IN SLEEVE, SPRING NOT TO EXCEED 1 1/2" FULLY COMPRESSED. RAIL ENDS TO BE 3" APART IN SLEEVE AT CENTER LINE SLEEVE "V" CRIMP
16. FABRIC TIES SHALL BE #9 GAGE (0.148" DIA.). A MINIMUM OF ONE (1) COMPLETE TURN IS REQUIRED AT ENDS OF ALL TIES.
17. CLF FABRIC SHALL BE #9 GAGE (0.148" DIA.) HAVING A 1" DIAMOND MESH, TOP AND BOTTOM SELVAGE TO BE KNUCKLED. FABRIC SHALL BE CONTINUOUS ACROSS ALL JOINTS.
18. STRETCHER BAR BAND FASTENERS TO BE 5/16 " DIA. BY 1 1/4 " CARRIAGE BOLTS.
19. STAKE EACH ANCHOR BOLT AT ONE (1) POINT ONLY.
20. ALL HOLES IN CASTINGS SHALL BE 7/16 " DIA. ALL CASTINGS SHALL BE DESIGNED TO ACCOMMODATE RAILS AT GRADES AS REQUIRED.
21. AFTER ERECTION, CAULK ALL ANCHOR BOLT HOLES AND SPACES BETWEEN BASE PLATE AND CONCRETE WITH A COLD-POURED JOINT SEALER CONFORMING TO SUBSECTION 914.02 OF NJDOT STANDARD SPECIFICATIONS FOR ROAD AND BRIDGE CONSTRUCTION, JOINT MATERIAL ASTM D5893, TYPE NS.
22. AFTER ERECTION OF POSTS, DRILL 3/8 " DIA. HOLE THROUGH POST SLEEVE AND POST, 1/2 " ABOVE BASE PLATE FOR DRAINAGE. LOCATE HOLE PARALLEL TO FENCING. IF TYPE I, TYPE II OR TYPE IV FENCE IS USED, APPLY CORROSION PROTECTIVE COATING OVER DRILLED HOLES IN ACCORDANCE WITH ASTM A780.
23. THE CONTRACTOR SHALL VERIFY ALL DIMENSIONS & CONDITIONS IN THE FIELD.
24. PROVIDE WING (AS SHOWN IN THE DETAIL) AT BOTH ENDS OF PARAPET/FENCE.
25. WORKING DRAWINGS SHALL BE SUBMITTED ACCORDING TO THE NJDOT STANDARD SPECIFICATIONS.
26. COST OF DRILLING INTO EXISTING PARAPET, GROUTING AND ANY OTHER WORK RELATED TO THE ERECTION OF THE FENCE SHALL BE INCLUDED IN THE "CHAIN-LINK FENCE" PAY ITEM.

# BRIDGE CHAIN LINK FENCE (6'–3" HIGH, CURVED TOP)

N.T.S.

BCD-509-1

NEW JERSEY DEPARTMENT OF TRANSPORTATION
BUREAU OF STRUCTURAL ENGINEERING

## BRIDGE CONSTRUCTION DETAILS

BCD-509-1.1



BDC120-97, REVISED BCD-509-1.1
PUBLISHED 01-OCT-2012
TITLE=BCD-509-1.1
ID=T2SVTL1
date=01-OCT-2012 14:25
scale=0.178476/1.000000
pen table=\\njdotsqlprw\vsfsystems\projects\admin\projects\pdf\bin\pen\bridge.tbl
file=