

pen table=\\njdotgprfw\workspace\workspace\projects\NJDOTSign\plan\TBLA\Roadway\dot.tbl

scale=62.527733:1.000000

date=01-OCT-2012 14:55

ID= TP2XVILL

BD02D-0-REVISIONS TO SIGN W8-3, ADD SIGNS  
BD00D-03-REVISIONS TO NOTES-BACKING MAT.  
REMOVED ON ORIGINAL SHEET



E5 - 1 [60" x 48"]  
(20 S.F.)



W50 - 1C [60" x 48"]  
(20 S.F.)



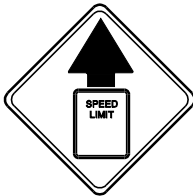
W5 - 4 [48" x 48"]  
(16 S.F.)



W(NJ)100 - 1(L OR R)  
48" x 48"  
(16 S.F.)



W9 - 3 [48" X 48"]  
(16 S.F.)



W3 - 5  
48" x 48"  
(16 S.F.)



W20 - 4F(M) [48" x 48"]  
(16 S.F.)



G20 - 5aP  
36" x 24"  
(6 S.F.)  
BLACK ON ORANGE




W20 - 10(G) [48" x 48"]  
(16 S.F.)



EP1  
60" X 36"  
(15 S.F.)  
BLACK ON ORANGE




EP2  
60" X 36"  
(15 S.F.)  
BLACK ON ORANGE



**NOTE:**

MESSAGE TO BE BLACK LETTERS  
ON WHITE REFLECTIVE BACKGROUND.

R(NJ)5-17 60" x 36"  
(15 S.F.)



**NOTE:**

MESSAGE TO BE BLACK LETTERS  
ON WHITE REFLECTIVE BACKGROUND.

R(NJ)5-17 48" x 30"  
(10 S.F.)

**GENERAL NOTES:**

- DIMENSIONS, COLORS AND DETAILS OF VARIOUS SIZE SIGNS, AND ACCESSORY PANELS TO FOLLOW STANDARDS IN THE CURRENT "STANDARD HIGHWAY SIGN PUBLICATION" AND THE CURRENT "MANUAL ON UNIFORM TRAFFIC CONTROL DEVICES FOR STREETS AND HIGHWAYS".
- LETTERS AND NUMERALS SHALL CONFORM TO THE CURRENT MANUAL, "STANDARD ALPHABETS FOR HIGHWAY SIGNS" U.S. DEPARTMENT OF TRANSPORTATION, FEDERAL HIGHWAY ADMINISTRATION.
- THE CONTRACTOR SHALL OBTAIN THE APPROVAL OF THE ENGINEER FOR THE DISTANCE TO BE USED ON THE ADVANCE WARNING SIGNS, AND FOR THE SPEED LIMIT TO BE USED ON THE R2-1 SIGN.
- DISTANCE LEGEND: SIGN NUMBER FOLLOWED BY A LETTER & DISTANCE, ARE THE SIGN PLACEMENTS FOR USE WITH TCD-3 THROUGH TCD-21 AND PROJECT SPECIFIC PLANS. ALL DISTANCES ARE FROM THE TRANSITION OR POINT OF RESTRICTION.

LETTER	DISTANCE
A	1500'
B	1000'
C	500'
D	1/2 MILE
E	1/4 MILES AHEAD
F	1/8 MILES AHEAD

**BACKING MATERIAL**

- ALUMINUM SHALL BE FLAT SHEET OF ALLOY AND TEMPER 5052-H38 OR 6061-T6 :
  - 0.10" THICK FOR ALL CONSTRUCTION SIGNS EXCEPT SIGNS SHOWN MOUNTED ON BREAKAWAY BARRICADES.
  - 0.024" THICK FOR ALL CONSTRUCTION SIGNS SHOWN MOUNTED ON BREAKAWAY BARRICADES.

**TEMPORARY SIGN SUPPORTS**

- SIGN SUPPORTS SHALL BE OF WELL SEASONED LUMBER, S4S, FREE OF SPLITS, KNOTS AND WARPS, OR OF STEEL COMPONENTS.
- WOOD POSTS SHALL HAVE A UNIFORM CROSS-SECTION AND SHALL NOT EXCEED THE FOLLOWING DIMENSIONS FOR:

SINGLE POST = 4" x 6"  
TWO POSTS = 3" x 6" OR 4" x 5"  
THREE POSTS = 3" x 5" OR 4" x 4"

4" X 6" WOOD POSTS SHALL BE MODIFIED BY DRILLING 1½ INCH DIAMETER HOLES 4 INCHES AND 18 INCHES ABOVE THE GROUND LINE AND PERPENDICULAR TO THE ROADWAY CENTERLINE.
- NO BRACING IS PERMITTED. VERTICAL CLEARANCES FOR SIGNS MOUNTED ON WOOD SUPPORTS SHALL BE 7 FOOT MINIMUM. EMBEDMENT DEPTH FOR THE WOOD POST SHALL NOT EXCEED 3.5 FEET.
- STEEL POSTS SHALL BE IN ACCORDANCE WITH THE STANDARD DETAIL FOR U-POST SIGN SUPPORT.
- TEMPORARY SIGN SUPPORTS NOT MEETING THIS CRITERIA SHALL BE SHIELDED BY A LONGITUDINAL BARRIER OR CRASH CUSHIONS.
- WOOD POST TO BE USED ONLY ON TEMPORARY SIGN SUPPORT.

**SIGN FACES**

- SIGN FACES SHALL BE ASTM D 4956 TYPE VII OR VIII FLUORESCENT ORANGE SHEETING.

**FASTENING**

- ALL SIGNS SHALL BE SECURELY FASTENED TO THEIR SUPPORTS WITH BOLTS, NUTS AND WASHERS IN ACCORDANCE WITH THE SPECIFICATIONS.

**CONSTRUCTION SIGNS**  
N.T.S.

NEW JERSEY DEPARTMENT OF TRANSPORTATION

**CONSTRUCTION DETAILS**

CD-159-7.1

CD-159-7