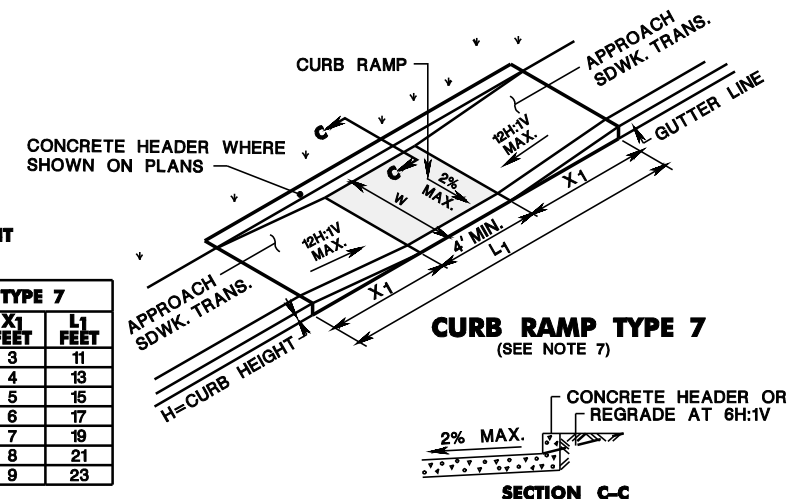


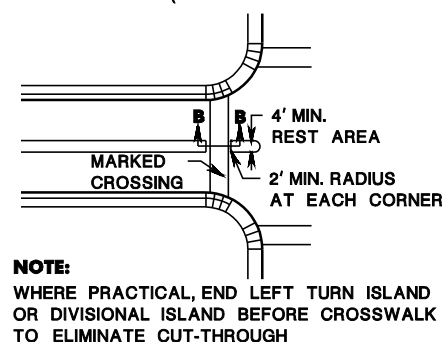


CURB RAMP TYPE 7			
W FEET	H INCHES	X ₁ FEET	L ₁ FEET
4 MIN. 6 MAX.	3	3	11
	4	4	13
	5	5	15
	6	6	17
	7	7	19
	8	8	21
	9	9	23



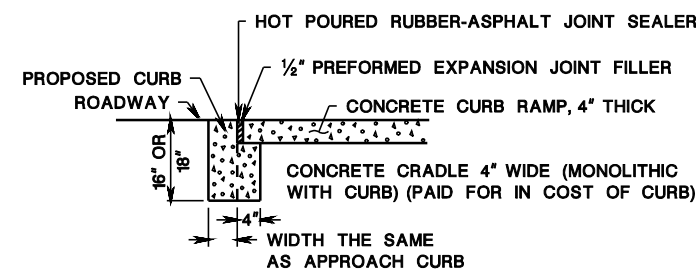
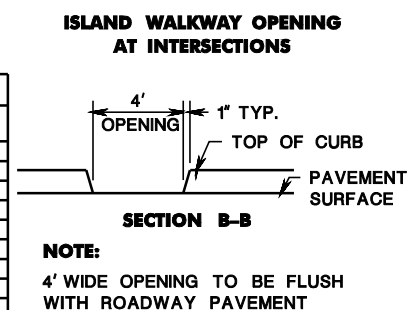
H INCHES	X1 FEET	L1 FEET	W FEET
3	2.5	9.0	3
4	3.3	10.6	4
5	4.2	12.4	5
6	5.0	14.0	6
7	5.8	15.6	7
8	6.7	17.4	8
9	7.5	19.0	9

CURB RAMP TYPE 2, 5 OR 6	
H INCHES	W FEET
3	3
4	4
5	5
6	6
7	7
8	8
9	9



CURB RAMP TYPE 3						
W FEET	H INCHES	X1 FEET	L1 FEET	Y INCHES	X2 FEET	L2 FEET
2.5	3	2.5	9	2.5	0.5	5
	4	3.3	10.6	2.5	1.5	7
	5	4.2	12.4	2.5	2.5	9
	6	5.0	14.0	2.5	3.5	11
	7	5.8	15.6	2.5	4.5	13
	8	6.7	17.4	2.5	5.5	15
	9	7.5	19.0	2.5	6.5	17
3.0	3	*	*	*	*	*
	4	3.3	10.6	3.0	1	6
	5	4.2	12.4	3.0	2	8
	6	5.0	14.0	3.0	3	10
	7	5.8	15.6	3.0	4	12
	8	6.7	17.4	3.0	5	14
	9	7.5	19.0	3.0	6	16
3.5	3	*	*	*	*	*
	4	3.3	10.6	3.5	0.5	5
	5	4.2	12.4	3.5	1.5	7
	6	5.0	14.0	3.5	2.5	9
	7	5.8	15.6	3.5	3.5	11
	8	6.7	17.4	3.5	4.5	13
	9	7.5	19.0	3.5	5.5	15
4.0	3	*	*	*	*	*
	4	*	*	*	*	*
	5	4.2	12.4	4.0	1	6
	6	5.0	14.0	4.0	2	8
	7	5.8	15.6	4.0	3	10
	8	6.7	17.4	4.0	4	12
	9	7.5	19.0	4.0	5	14

CURB RAMP TYPE 4				
W FEET	H INCHES	Y INCHES	X2 FEET	L2 FEET
2.5	3	2.5	0.5	5
	4	2.5	1.5	7
	5	2.5	2.5	9
	6	2.5	3.5	11
	7	2.5	4.5	13
	8	2.5	5.5	15
3.0	9	2.5	6.5	17
	3	**	**	**
	4	3.0	1	6
	5	3.0	2	8
	6	3.0	3	10
	7	3.0	4	12
3.5	8	3.0	5	14
	9	3.0	6	16
	3	**	**	**
	4	3.5	0.5	5
	5	3.5	1.5	7
	6	3.5	2.5	9
4.0	7	3.5	3.5	11
	8	3.5	4.5	13
	9	3.5	5.5	15
	3	**	**	**
	4	**	**	**
	5	4.0	1	6
4.0	6	4.0	2	8
	7	4.0	3	10
	8	4.0	4	12
	9	4.0	5	14



CD-606-1

NEW JERSEY DEPARTMENT OF TRANSPORTATION

CONSTRUCTION DETAILS