



Product Price List 52

Revision 2

Effective January 1, 2009

(Supersedes All Previous Price Lists)



Prodigy™ Chairs

Z-Leg Chair



Model	Height	Cubes Each Ctn	Units Per Ctn	Lbs Each Ctn	Paint/Chr Ctn
P303	13½"	2.7	4	13.8	\$ 102.40
P305	15½"	3.3	4	14.8	\$ 107.95
P307	17½"	4.1	4	18.5	\$ 115.70
P308	18½"	4.6	4	20.5	\$ 127.90

Add for the following options (per unit):

Seat + back pads (P305, P307 and P308 only)

Seat pad (P305, P307 and P308 only)

Always ships fully cartoned

Options

\$ 51.25

\$ 37.75



P100 Series Four Leg Stacking Chair

Model	Height	Cubes Each Ctn	Units Per Ctn	Lbs Each Ctn	Paint/Chr Ctn
P101	11½"	1.7	5	8.0	\$ 63.20
P103	13½"	1.7	5	8.4	\$ 63.20
P105	15½"	2.3	5	13.0	\$ 68.55
P107	17½"	3.9	5	14.0	\$ 76.65
P108	18½"	4.0	5	15.0	\$ 91.45

With Casters

P167	17½"	3.9	5	16.0	\$ 112.35
P168	18½"	4.0	5	17.0	\$ 127.40

Music Chair (Upright band-pitch chair for band rooms and stage risers)

P109	17½"	3.9	5	14.0	\$ 92.55
P10P	18½"	4.0	5	16.5	\$ 110.20

Glide Selection: Champion Nylon, Carpin FloorSaver or Steel

Add for the following options (per unit):

Seat + back pads (P105, P107, P108, P167, P168, P109 and P10P only)

Seat pad (P105, P107, P108, P167, P168, P109 and P10P only)

Non-skid glide

Q-ball glide

Always ships fully cartoned

Options

\$ 51.25

\$ 37.75

\$ 1.10

\$ 6.30



P-Series Gas-Lift Swivel Chair and Lab Stool



Model	Height	Cubes Each Ctn	Units Per Ctn	Lbs Each Ctn	Paint Ctn
PS95	Adjustable	4.9	1	16.5	\$ 201.65
PS97	Adjustable	6.2	1	20.3	\$ 230.40
PS98	Adjustable	6.2	1	23.3	\$ 247.70
PL95	Adjustable	4.9	1	23.2	\$ 224.70
PL97	Adjustable	6.2	1	27.0	\$ 253.45
PL98	Adjustable	6.2	1	30.0	\$ 270.75



Optional
Glide Package

Standard with free-rolling nylon casters

Black base only

Add for the following options (per unit):

Seat + back pads (PS95, PS97, PS98, PL97 and PL98 only)

Seat pad (PS95, PS97, PS98, PL97 and PL98 only)

Free-rolling rubber casters (P/N 614200)

Glide package (P/N 615400)

Free-rolling rubber casters must be ordered as separate item and installed in the field.

Glide package must be ordered as separate item and installed in the field.

Always ships fully cartoned

Options

\$ 51.25

\$ 37.75

\$ 11.20

\$ 14.60



PL97

Prodigy™ Combos

P400 Series Four Leg Combination Desk

Model	Height	Cubes Each	Units	Lbs Each	Paint/Chr Ctn
		Ctn	Per Ctn	Ctn	
P407	17½"	10.6	2	35.0	\$ 204.30
P408	18½"	12.5	2	40.0	\$ 234.60
P457	17½"	10.6	2	36.0	\$ 208.30
P458	18½"	12.5	2	41.0	\$ 238.60

Standard Worksurface: Laminate
 Glide Selection: Champion Nylon, Carpin FloorSaver or Steel
 P407 and P408 - Without bookrack
 P457 and P458 - With bookrack
 Top Shape Options: 20" x 26" Soft Rectangle
 20" x 26" Teaming
 20" x 26" Rectangle

Add for the following options (per unit):

Special laminate (Wilsonart non-premium only)
 PermaTuff edge (black only)
 Plywood worksurface
 Solid Plastic worksurface, 20" x 26" (rectangle, soft rectangle or teaming)
 Black edge
 Non-skid glide
 Q-ball glide
 Always ships fully cartoned

Options

\$ 16.95
 \$ 14.45
 \$ 48.10
 \$ 52.60
 \$ 5.60
 \$ 1.10
 \$ 6.30



P407

P800 Series Sled Combination Desk

Model	Height	Cubes Each	Units	Lbs Each	Paint/Chr Ctn
		Ctn	Per Ctn	Ctn	
P807	17½"	12.5	2	42.0	\$ 268.95
P808	18½"	15.0	2	46.0	\$ 309.80
P857	17½"	12.5	2	43.0	\$ 272.95
P858	18½"	15.0	2	47.0	\$ 313.80

Standard Worksurface: Laminate
 P807 and P808 - Without bookrack
 P857 and P858 - With bookrack
 Top Shape Options: 20" x 26" Soft Rectangle
 20" x 26" Teaming
 20" x 26" Rectangle

Add for the following options (per unit):

Special laminate (Wilsonart non-premium only)
 PermaTuff edge (black only)
 Plywood worksurface
 Solid Plastic worksurface, 20" x 26" (rectangle, soft rectangle or teaming)
 Nylon glide
 Black edge
 Always ships fully cartoned

Options

\$ 16.95
 \$ 14.45
 \$ 48.10
 \$ 52.60
 \$ 10.10
 \$ 5.60



P807

Prodigy™ Student Desks

P500 Series Four Leg Open Front Desk

Model	Height	Top Size	Cubes Each Ctn	Units Per Ctn	Lbs Each Ctn	Paint/Chr Ctn
With Plastic Bookbox						
P506	24" - 33"	20" x 26" rectangle	4.2	2	25.0	\$ 112.15
P507	24" - 33"	20" x 26" soft rectangle	4.2	2	25.0	\$ 112.15
P508	24" - 33"	20" x 26" teaming	4.2	2	25.0	\$ 112.15
With Wire Bookbox						
P5B6	24" - 33"	20" x 26" rectangle	4.2	2	25.0	\$ 116.75
P5B7	24" - 33"	20" x 26" soft rectangle	4.2	2	25.0	\$ 116.75
P5B8	24" - 33"	20" x 26" teaming	4.2	2	25.0	\$ 116.75
Without Bookbox						
P5X6	24" - 33"	20" x 26" rectangle	4.2	2	20.0	\$ 106.80
P5X7	24" - 33"	20" x 26" soft rectangle	4.2	2	20.0	\$ 106.80
P5X8	24" - 33"	20" x 26" teaming	4.2	2	20.0	\$ 106.80

Standard Worksurface: Laminate

Glide Selection: Champion Nylon, Carpin FloorSaver or Steel

Add for the following options (per unit):

Special laminate (Wilsonart non-premium only)

Special laminate (Wilsonart premium only)

PermaTuff edge (black only)

Plywood worksurface

Solid Plastic worksurface, 20" x 26" (rectangle, soft rectangle or teaming)

Black edge

Non-skid glide

Q-ball glide

Always ships fully cartoned

Options

\$ 16.95

\$ 22.60

\$ 14.45

\$ 48.10

\$ 52.60

\$ 5.60

\$ 1.10

\$ 6.30



P507



P5B7



P5X7

Prodigy™ Student Desks

Z-Leg Open Front Desk

Model	Height	Top Size	Cubes Each Ctn	Units Per Ctn	Lbs Each Ctn	Paint/Chr Ctn
With Plastic Bookbox						
PC06	25" Fixed	20" x 26" rectangle	5.3	2	27.5	\$ 170.15
PC07	25" Fixed	20" x 26" soft rectangle	5.3	2	27.5	\$ 170.15
PC08	25" Fixed	20" x 26" teaming	5.3	2	27.5	\$ 170.15
PB06	27" Fixed	20" x 26" rectangle	5.7	2	29.1	\$ 175.65
PB07	27" Fixed	20" x 26" soft rectangle	5.7	2	29.1	\$ 175.65
PB08	27" Fixed	20" x 26" teaming	5.7	2	29.1	\$ 175.65
PA0A	29" Fixed	22" x 28" rectangle	6.4	2	32.3	\$ 177.95
PA04	29" Fixed	22" x 28" soft rectangle	6.4	2	32.3	\$ 177.95
PX0A	31" Fixed	22" x 28" rectangle	7.5	2	33.9	\$ 182.05
PX04	31" Fixed	22" x 28" soft rectangle	7.5	2	33.9	\$ 182.05
With Wire Bookbox						
PCB6	25" Fixed	20" x 26" rectangle	5.3	2	27.5	\$ 177.10
PCB7	25" Fixed	20" x 26" soft rectangle	5.3	2	27.5	\$ 177.10
PCB8	25" Fixed	20" x 26" teaming	5.3	2	27.5	\$ 177.10
PBB6	27" Fixed	20" x 26" rectangle	5.7	2	29.1	\$ 182.65
PBB7	27" Fixed	20" x 26" soft rectangle	5.7	2	29.1	\$ 182.65
PBB8	27" Fixed	20" x 26" teaming	5.7	2	29.1	\$ 182.65
PABA	29" Fixed	22" x 28" rectangle	6.4	2	32.3	\$ 185.00
PAB4	29" Fixed	22" x 28" soft rectangle	6.4	2	32.3	\$ 185.00
PXBA	31" Fixed	22" x 28" rectangle	7.5	2	33.9	\$ 189.10
PXB4	31" Fixed	22" x 28" soft rectangle	7.5	2	33.9	\$ 189.10
Without Bookbox						
PCX6	25" Fixed	20" x 26" rectangle	5.3	2	25.0	\$ 151.15
PCX7	25" Fixed	20" x 26" soft rectangle	5.3	2	25.0	\$ 151.15
PCX8	25" Fixed	20" x 26" teaming	5.3	2	25.0	\$ 151.15
PBX6	27" Fixed	20" x 26" rectangle	5.7	2	26.6	\$ 154.20
PBX7	27" Fixed	20" x 26" soft rectangle	5.7	2	26.6	\$ 154.20
PBX8	27" Fixed	20" x 26" teaming	5.7	2	26.6	\$ 154.20
PAXA	29" Fixed	22" x 28" rectangle	6.4	2	29.8	\$ 158.50
PAX4	29" Fixed	22" x 28" soft rectangle	6.4	2	29.8	\$ 158.50
PXXA	31" Fixed	22" x 28" rectangle	7.5	2	31.4	\$ 164.25
PXX4	31" Fixed	22" x 28" soft rectangle	7.5	2	31.4	\$ 164.25



PA04

Standard Worksurface: Laminate with PermaTuff Edge

Add for the following options (per unit):

	Options
Special laminate (Wilsonart non-premium only)	\$ 16.95
Plywood worksurface, 20" x 26" (rectangle, soft rectangle or teaming)	\$ 48.10
Plywood worksurface, 22" x 28" (rectangle, soft rectangle or teaming)	\$ 52.80
Solid Plastic worksurface, 20" x 26" (rectangle, soft rectangle or teaming)	\$ 52.60
Solid Plastic worksurface, 22" x 28" (rectangle only)	\$ 72.80

Always ships fully cartoned

Discover™ Chairs

Fire Retardant Add-On for Discover Shells and Desk Boxes

	Price/Each
Discover C/D Size Shell	\$ 5.80
Discover B Size Shell	\$ 6.50
Discover A Size Shell	\$ 7.25
Discover A+ Size Shell	\$ 8.70
DA0D Desk Box	\$ 10.15
DAJG A+ Desk Box	\$ 13.00

Add on the above amount to the appropriate list price for the model required.
Fire retardant shell will pass TB CAL133.

D100 Series Four Leg Stacking Chair



Discover Shell
With Optional Seat
and Back Pads

Model	Height	Cubes Each		Units Per Ctn	Lbs Each		Black	Chrome	Paint/Chr Ctn	
		Unctn	Ctn		Unctn	Ctn	Chardark Putty Unctn	Titanium Unctn		
D10D	12"	1.3	1.4	6	5.9	7.2	\$ 36.35	\$ 38.15	SEE BELOW TO ADD CARTON CHARGES	
D10C	14"	1.3	1.7	5	6.2	7.7	\$ 36.35	\$ 38.15		
D10B	16"	1.4	2.0	5	7.6	9.1	\$ 42.40	\$ 44.65		
D10A	18"	1.5	2.6	5	8.9	10.4	\$ 47.25	\$ 49.70		
D10X	18"A+	1.6	3.8	5	12.4	13.9	\$ 55.05	\$ 57.95		
With Ganging Device										
D14A	18"	1.5	2.6	5	9.8	11.3	\$ 56.45	\$ 59.45		
D14X	18"A+	1.6	3.8	5	13.3	14.8	\$ 64.25	\$ 67.65		
With Casters										
D16A	18"	1.5	3.3	4	12.2	13.7	\$ 81.55	\$ 85.80		
D16X	18"A+	1.6	4.8	4	13.8	15.3	\$ 89.65	\$ 94.35		
Music Chair (Upright band-pitch chair for band rooms and stage risers)										
D109	18"	1.5	2.6	5	8.9	10.4	\$ 62.50	\$ 65.80		
D10P	18"A+	1.6	4.2	5	12.4	13.9	\$ 73.10	\$ 76.85		
With Bookrack - Always ships fully cartoned										
D15B	16"	N/A	5.5	2	N/A	12.3	\$ 64.95	\$ 68.35		
D15A	18"	N/A	7.2	2	N/A	14.4	\$ 76.65	\$ 80.70		
D15X	18"A+	N/A	8.7	2	N/A	16.5	\$ 81.95	\$ 86.25		

Glide Selection: Champion Nylon, Carpin FloorSaver or Steel

Add for the following options (per unit):

Seat + back pads (D10A, D10X, D109, D10P, D16A and D16X only)	\$ 51.25
Seat pad (D10A, D10X, D109, D10P, D16A and D16X only)	\$ 37.75
Non-skid glide	\$ 1.10
Q-ball glide	\$ 6.30
CTND10C (Price Per Carton for D10D and D10C)	\$ 8.60
CTND10B (Price Per Carton for D10B)	\$ 11.40
CTND10A (Price Per Carton for D10A, D14A and D16A)	\$ 17.15
CTND10X (Price Per Carton for D10X, D14X, D16X, D109 and D10P)	\$ 22.85

Ships without cartons on truckloads except when bookrack is added

Discover™ Chairs

D000 Series Sled Stacking Chair

Model	Height	Cubes Each		Units Per Ctn	Lbs Each		Titanium Black Chardark	Chrome	Paint/Chr Ctn	
		Unctn	Ctn		Unctn	Ctn	Putty Unctn	Unctn		
D00C	14"	1.0	1.7	5	6.6	8.1	\$ 61.55	\$ 53.75	SEE BELOW TO ADD CARTON CHARGES	
D00B	16"	1.2	2.3	5	7.6	9.1	\$ 67.35	\$ 59.85		
D00A	18"	1.4	3.1	5	9.4	10.9	\$ 71.30	\$ 64.15		
D00X	18"A+	1.4	3.1	5	11.2	12.7	\$ 75.45	\$ 64.95		
With Ganging Device										
D04A	18"	1.4	3.1	5	9.6	11.1	\$ 80.10	\$ 73.80		
D04X	18"A+	1.4	3.1	5	11.4	12.9	\$ 84.25	\$ 78.10		
With Bookrack - Always ships fully cartoned										
D05A	18"	N/A	7.2	2	N/A	15.0	\$106.30	\$102.80		
D05X	18"A+	N/A	7.2	2	N/A	16.8	\$110.45	\$107.10		



D00A

Add for the following options (per unit):

- Seat + back pads (D00A and D00X only)
- Seat pad (D00A and D00X only)
- Nylon glide (chrome units only, painted units come standard with nylon glide)
- CTND00C (Price Per Carton for D00C)
- CTND00B (Price Per Carton for D00B)
- CTND00A (Price Per Carton for D00A and D04A)
- CTND00X (Price Per Carton for D00X)

Options

- \$ 51.25
- \$ 37.75
- \$ 10.10
- \$ 8.60
- \$ 11.40
- \$ 17.15
- \$ 22.85

Ships without cartons on truckloads except when bookrack is added

D-Series Gas-Lift Swivel Chair and Lab Stool

Model	Height	Cubes Each		Units Per Ctn	Lbs Each		Paint/Chr Ctn
		Unctn	Ctn		Unctn	Ctn	
DP9B	Adjustable	4.2		1	16.5		\$ 142.00
DP9A	Adjustable	4.6		1	22.3		\$ 170.50
DP9X	Adjustable	5.4		1	23.5		\$ 187.75
DL9B	Adjustable	4.2		1	21.2		\$ 165.05
DL9A	Adjustable	4.6		1	29.0		\$ 193.55
DL9X	Adjustable	5.4		1	30.2		\$ 210.80

Ships standard with free-rolling nylon casters
Black base only

Add for the following options (per unit):

- Seat + back pads
- Seat pad
- Free-rolling rubber casters (P/N 614200)
- Glide package (P/N 615400)
- Glide package must be ordered as separate item and installed in the field.
- Always ships fully cartoned

Options

- \$ 51.25
- \$ 37.75
- \$ 11.20
- \$ 14.60



DP9A



Optional
Glide Package



DL9A

D99A Swivel Stool

Model	Height	Cubes Each		Units Per Ctn	Lbs Each		Black Chardark Putty Ctn	Chrome Titanium Ctn
		Unctn	Ctn		Unctn	Ctn		
D99A	23" - 31"	5.0		2	21.7		\$ 132.15	\$ 139.15

Glide Selection: Champion Nylon, Carpin FloorSaver or Steel

Add for the following options (per unit):

- Seat + back pads
- Seat pad
- Non-skid glide
- Q-ball glide
- Always ships fully cartoned

Options

- \$ 51.25
- \$ 37.75
- \$ 1.10
- \$ 6.30



D99A

Discover™ Chair Desks/Combos

D200 Series Tablet Arm Chair Desk



D25A

Model	Height	Cubes Each		Units		Lbs Each	
		Ctn	Per Ctn	Per Ctn	Ctn	Ctn	Ctn
D25A	18"	8.1	2	2	25.1		
D25X	18"A+	8.1	2	2	28.4		

Black Chardark Putty Ctn	Chrome Titanium Ctn
\$ 133.60	\$ 140.60
\$ 156.80	\$ 165.05

Standard Worksurface: Laminate Top Size: 22" x 17" x 12"
Glide Selection: Champion Nylon, Carpin FloorSaver or Steel

Deduct for the following options (per unit):

Orders without bookrack (Order Model D20A, D20X)

Options
\$ (4.00)

Add for the following options (per unit):

Special laminate (Wilsonart non-premium only)

\$ 14.70

PermaTuff edge (black only)

\$ 12.20

Black edge

\$ 5.60

Non-skid glide

\$ 1.10

Q-ball glide

\$ 6.30

Always ships fully cartoned

D700 Series Four Leg Combination Desk



D75A

Model	Height	Cubes Each		Units		Lbs Each	
		Ctn	Per Ctn	Per Ctn	Ctn	Ctn	Ctn
D75C*	14"	7.9	2	2	28.0		
D75B*	16"	7.9	2	2	29.0		
D75A	18"	9.2	2	2	30.0		
D75X	18"A+	10.2	2	2	32.0		

Black Chardark Putty Ctn	Chrome Titanium Ctn
\$ 122.85	\$ 129.30
\$ 122.85	\$ 129.30
\$ 132.60	\$ 138.60
\$ 142.85	\$ 150.35

Standard Worksurface: Laminate Top Size: 18" x 24"

Glide Selection: Champion Nylon, Carpin FloorSaver or Steel

*D75C, D70C, D75B and D70B - Minimum Order Qty: 50 each

Deduct for the following options (per unit):

Orders without bookrack (Order Model D70C, D70B, D70A, D70X)

Options
\$ (4.00)

Add for the following options (per unit):

Special laminate (Wilsonart non-premium only)

\$ 14.10

PermaTuff edge (black only)

\$ 12.20

Plywood worksurface

\$ 39.90

Solid Plastic worksurface

\$ 44.75

Black edge

\$ 5.60

Non-skid glide

\$ 1.10

Q-ball glide

\$ 6.30

Always ship fully cartoned

DJ00 Series Long Arm Combination Desk



DJ0A

Model	Height	Cubes Each		Units		Lbs Each	
		Ctn	Per Ctn	Per Ctn	Ctn	Ctn	Ctn
DJ5A	18"	9.2	2	2	32.0		

Black Chardark Putty Ctn	Chrome Titanium Ctn
\$ 156.10	\$ 164.25

Standard Worksurface: Laminate Top Size: 17" x 24" x 27½"

Glide Selection: Champion Nylon, Carpin FloorSaver or Steel

Deduct for the following options (per unit):

Orders without bookrack (Order Model DJ0A)

Options
\$ (4.00)

Add for the following options (per unit):

Special laminate (Wilsonart non-premium only)

\$ 22.60

PermaTuff edge (black only)

\$ 16.65

Plywood worksurface

\$ 51.70

Black edge

\$ 5.60

Non-skid glide

\$ 1.10

Q-ball glide

\$ 6.30

Always ships fully cartoned

Discover™ Sled Combos/Open Front Desks

D800 Series Sled Combination Desk

Model	Height	Cubes Each	Units	Lbs Each	Chrome Ctn
		Ctn	Per Ctn	Ctn	
D85A	18"	8.2	2	40.1	\$ 203.85
D85X	18"A+	11.5	2	42.5	\$ 226.15

Standard Worksurface: Laminate Top Size: 18" x 24"

Deduct for the following options (per unit):

Orders without bookrack (Order Model D80A, D80X)

Add for the following options (per unit):

Special laminate (Wilsonart non-premium only)	\$ 14.10
PermaTuff edge (black only)	\$ 12.20
Plywood worksurface	\$ 39.90
Solid Plastic worksurface	\$ 44.75
Nylon glide	\$ 10.10
Black edge	\$ 5.60

Always ships fully cartoned

Options

\$ (4.00)



D80A

D-Series Open Front Desk

Model	Height	Top Size	Cubes Each	Units	Lbs Each	Black Chardark Putty Ctn	Chrome Titanium Ctn
			Ctn	Per Ctn	Ctn	Ctn	Ctn
DA0D	22" - 30"	18" x 24"	1.9	2	18.7	\$ 82.35	\$ 87.80
DH0D	29" Fixed	18" x 24"	1.9	2	18.7	\$ 82.35	\$ 87.80
DH0D	27" Fixed	18" x 24"	1.9	2	18.7	\$ 82.35	\$ 87.80
DH0D	25" Fixed	18" x 24"	1.9	2	18.7	\$ 82.35	\$ 87.80
DH0D	23" Fixed	18" x 24"	1.9	2	18.7	\$ 82.35	\$ 87.80
DA0E	22" - 30"	20" x 26"	2.3	2	20.1	\$ 98.30	\$ 103.75
DH0E	29" Fixed	20" x 26"	2.3	2	20.1	\$ 98.30	\$ 103.75
DH0E	27" Fixed	20" x 26"	2.3	2	20.1	\$ 98.30	\$ 103.75
DH0E	25" Fixed	20" x 26"	2.3	2	20.1	\$ 98.30	\$ 103.75
DH0E	23" Fixed	20" x 26"	2.3	2	20.1	\$ 98.30	\$ 103.75
DAJG	24" - 32"	21" x 27"	2.3	2	21.5	\$ 100.80	\$ 106.30
DHJG	31" Fixed	21" x 27"	2.3	2	21.5	\$ 100.80	\$ 106.30
DHJG	29" Fixed	21" x 27"	2.3	2	21.5	\$ 100.80	\$ 106.30
DHJG	27" Fixed	21" x 27"	2.3	2	21.5	\$ 100.80	\$ 106.30
DHJG	25" Fixed	21" x 27"	2.3	2	21.5	\$ 100.80	\$ 106.30

Standard Worksurface: Laminate

Glide Selection: Champion Nylon, Carpin FloorSaver or Steel

Add for the following options (per unit):

Special laminate (Wilsonart non-premium only), 18" x 24" - DA0D, DH0D	\$ 14.10
Special laminate (Wilsonart non-premium only), 20" x 26" - DA0E, DH0E	\$ 16.95
Special laminate (Wilsonart non-premium only), 21" x 27" - DAJG, DHJG	\$ 20.00
PermaTuff edge (black only), 18" x 24" - DA0D, DH0D	\$ 12.20
PermaTuff edge (black only), 20" x 26" - DA0E, DH0E	\$ 14.45
PermaTuff edge (black only), 21" x 27" - DAJG, DHJG	\$ 16.65
Plywood worksurface, 18" x 24" - DA0D, DH0D	\$ 39.90
Plywood worksurface, 20" x 26" - DA0E, DH0E	\$ 48.10
Plywood worksurface, 21" x 27" - DAJG, DHJG	\$ 52.80
Solid Plastic worksurface, 18" x 24" - DA0D, DH0D	\$ 44.75
Solid Plastic worksurface 20" x 26" - DA0E, DH0E	\$ 52.60
Solid Plastic worksurface, 22" x 28" - DAJG, DHJG	\$ 72.80
Black edge	\$ 5.60
Non-skid glide	\$ 1.10
Q-ball glide	\$ 6.30

Always ships fully cartoned

Options

\$ 14.10

\$ 16.95

\$ 20.00

\$ 12.20

\$ 14.45

\$ 16.65

\$ 39.90

\$ 48.10

\$ 52.80

\$ 44.75

\$ 52.60

\$ 72.80

\$ 5.60

\$ 1.10

\$ 6.30



DA0D

Uniflex Chairs/Stools

Fire Retardant Add-On for Uniflex Shells

Uniflex C/D Size Shell	\$ 4.35
Uniflex B Size Shell	\$ 5.10
Uniflex A Size Shell	\$ 5.80
Uniflex A+ Size Shell	\$ 7.25
Poly Top Stools - Model 0801 and 0802	\$ 4.35

Add on the above amount to the appropriate list price for the model required.
Fire retardant shell will pass TB CAL133.

7100 Series Four Leg Stacking Chair



Model	Height	Cubes Each		Units Per Ctn	Lbs Each		Black Chardark	Chrome	Paint/Chr Ctn	
		Unctn	Ctn		Putty Unctn	Titanium Unctn				
7101	11½"	1.0	1.2	6	4.8	6.3	\$ 37.00	\$ 38.90	SEE BELOW TO ADD CARTON CHARGES	
7103	13½"	1.0	1.5	5	5.4	6.9	\$ 37.00	\$ 38.90		
7105	15½"	1.1	2.0	5	7.3	8.8	\$ 43.25	\$ 45.50		
7107	17½"	1.2	2.6	5	9.2	10.7	\$ 48.15	\$ 50.65		
7108	18½"	1.3	3.8	5	10.2	11.7	\$ 56.10	\$ 59.05		
With Ganging Device										
7147	17½"	1.2	2.6	5	9.7	11.2	\$ 57.50	\$ 60.55		
7148	18½"	1.3	3.8	5	10.7	12.2	\$ 66.50	\$ 68.95		
With Casters										
7167	17½"	1.2	2.6	5	11.4	12.9	\$ 83.10	\$ 87.40		
7168	18½"	1.3	3.8	5	12.9	14.4	\$ 91.40	\$ 96.15		
Music Chair (Upright band-pitch chair for band rooms and stage risers)										
7109	17½"	1.2	2.6	5	9.2	10.7	\$ 63.65	\$ 67.05		
710P	18½"	1.3	4.2	5	10.2	11.7	\$ 74.45	\$ 78.30		
With Bookrack - Always ships fully cartoned										
7155	15½"	N/A	4.8	2	N/A	12.0	\$ 66.20	\$ 69.65		
7157	17½"	N/A	6.3	2	N/A	14.4	\$ 78.10	\$ 82.25		
7158	18½"	N/A	7.6	2	N/A	15.4	\$ 83.50	\$ 87.90		

Glide Selection: Champion Nylon, Carpin FloorSaver or Steel

Add for the following options (per unit):

Seat + back pads (7107, 7108, 7109, 710P, 7167 and 7168 only)	\$ 51.25
Seat pad	\$ 37.75
Arm package (7107, 7108, 7167 and 7168 only)	\$ 63.80
Non-skid glide	\$ 1.10
Q-ball glide	\$ 6.30
CTN7103 (Price Per Carton for 7101 and 7103)	\$ 8.60
CTN7105 (Price Per Carton for 7105)	\$ 11.40
CTN7107 (Price Per Carton for 7107, 7147 and 7167)	\$ 17.15
CTN7108 (Price Per Carton for 7108, 7148, 7168, 7109 and 710P)	\$ 22.85

Ships without cartons on truckloads except when bookrack is added

Adjustable Height Art/Lab Stools

Model	Height	Top	Cubes Each		Units Per Ctn	Lbs Each		Paint/Chr Ctn
			Ctn	Ctn		Ctn	Ctn	
0801	19" - 27½"	Poly Top	2.0	4	4	12.5	\$ 106.70	
0802	23½" - 32"	Poly Top	2.0	4	4	14.0	\$ 111.00	
0804	19" - 28½"	Solid Top	2.0	4	4	14.0	\$ 123.85	
0805	23½" - 32"	Solid Top	2.0	4	4	15.0	\$ 127.40	

Glide Selection: Champion Nylon, Carpin FloorSaver or Steel

Add for the following options (per unit):

Fixed height stool: 0801/0804 - 18" and 24"; 0802/0805 - 24", 26" 28" and 30"	\$ 3.50
Non-skid glide	\$ 1.10
Q-ball glide	\$ 6.30

Always ships fully cartoned

Art/Lab Stools

Uniflex Chairs/Stools

7000 Series Sled Stacking Chair

Model	Height	Cubes Each		Units Per Ctn	Lbs Each		Titanium Black Chardark	Chrome	Paint/Chr Ctn
		Unctn	Ctn		Unctn	Ctn	Putty Unctn	Unctn	
7003	13½"	1.0	1.5	5	6.1	7.6	\$ 62.70	\$ 54.80	SEE
7005	15½"	1.2	2.0	5	7.7	9.2	\$ 68.65	\$ 61.00	BELOW
7007	17½"	1.4	2.7	5	9.6	11.1	\$ 72.65	\$ 65.40	TO ADD
7008	18½"	1.4	2.7	5	11.0	12.5	\$ 76.90	\$ 66.20	CARTON
With Ganging Device									
7047	17½"	1.4	2.7	5	9.7	11.2	\$ 81.65	\$ 75.20	CHARGES
7048	18½"	1.4	2.7	5	11.1	12.6	\$ 85.85	\$ 79.60	
With Bookrack - Always ships fully cartoned									
7057	17½"	N/A	6.3	2	N/A	16.3	\$108.35	\$104.75	
7058	18½"	N/A	6.3	2	N/A	17.7	\$112.55	\$109.15	



7007

Add for the following options (per unit):

Seat + back pads (7007 and 7008 only)

Seat pad

Nylon glide (chrome units only, painted units come standard with nylon glide)

CTN7003 (Price Per Carton for 7003)

CTN7005 (Price Per Carton for 7005)

CTN7007 (Price Per Carton for 7007 and 7047)

CTN7008 (Price Per Carton for 7008)

Ships without cartons on truckloads except when bookrack is added

Options

\$ 51.25
\$ 37.75
\$ 10.10
\$ 8.60
\$ 11.40
\$ 17.15
\$ 22.85

Uniflex Series Gas-Lift Swivel Chair and Lab Stool

Model	Height	Cubes Each		Units Per Ctn	Lbs Each	
		Ctn	Ctn		Ctn	Ctn
7P90	Adjustable	4.6		1	18.0	
7P98	Adjustable	5.4		1	19.0	
7L90	Adjustable	4.6		1	24.7	
7L98	Adjustable	5.4		1	25.7	

Ships standard with free-rolling nylon casters

Black base only

Add for the following options (per unit):

Seat + back pads

Seat pad

Free-rolling rubber casters (P/N 614200)

Glide package (P/N 615400)

Free-rolling rubber casters must be ordered as separate item and installed in the field.

Glide package must be ordered as separate item and installed in the field.

Always ships fully cartoned

Paint

Ctn
\$ 175.45
\$ 193.20
\$ 198.50
\$ 216.25



7P90

Options

\$ 51.25
\$ 37.75
\$ 11.20
\$ 14.60



7L90/7L98 Base

Optional
Glide Package

7990 Swivel Stool

Model	Height	Cubes Each		Units Per Ctn	Lbs Each		Black Chardark Putty	Chrome Titanium
		Ctn	Ctn		Ctn	Ctn		
7990	23" - 31"	5.0		2	19.0	\$ 134.65	\$ 141.80	

Glide Selection: Champion Nylon, Carpin FloorSaver or Steel

Add for the following options (per unit):

Seat + back pads

Seat pad

Non-skid glide

Q-ball glide

Always ships fully cartoned

Options

\$ 51.25
\$ 37.75
\$ 1.10
\$ 6.30



7990

Uniflex Chair Desks/Combos

7200 Series Tablet Arm Chair Desk



7257

Model	Height	Cubes Each Ctn	Units Per Ctn	Lbs Each Ctn
7257	17½"	9.2	2	27.5
7258	18½"	10.2	2	29.5

Black Chardark Putty Ctn	Chrome Titanium Ctn
\$ 136.15	\$ 143.25
\$ 159.80	\$ 168.20

Standard Worksurface: Laminate Top Size: 22" x 20½" x 14"
Glide Selection: Champion Nylon, Carpin FloorSaver or Steel

Deduct for the following options (per unit):

Orders without bookrack (Order Model 7207, 7208)

Add for the following options (per unit):

Special laminate (Wilsonart non-premium only)

PermaTuff edge (black only)

Black edge

Non-skid glide

Q-ball glide

Always ships fully cartoned

Options

\$ (4.00)

\$ 14.70

\$ 12.20

\$ 5.60

\$ 1.10

\$ 6.30

7400 Series Four Leg Combination Desk



7457

Model	Height	Cubes Each Ctn	Units Per Ctn	Lbs Each Ctn
7453*	13½"	7.2	2	26.0
7455*	15½"	7.2	2	27.0
7457	17½"	9.2	2	29.0
7458	18½"	10.2	2	34.0

Black Chardark Putty Ctn	Chrome Titanium Ctn
\$ 125.20	\$ 131.75
\$ 125.20	\$ 131.75
\$ 135.15	\$ 141.25
\$ 145.55	\$ 153.20

Standard Worksurface: Laminate Top Size: 18" x 24"
Glide Selection: Champion Nylon, Carpin FloorSaver or Steel

*7453, 7403, 7455 and 7405 - Minimum Order Qty: 50 each

Deduct for the following options (per unit):

Orders without bookrack (Order Model 7403, 7405, 7407, 7408)

Add for the following options (per unit):

Special laminate (Wilsonart non-premium only)

PermaTuff edge (black only)

Plywood worksurface

Solid Plastic worksurface

Black edge

Non-skid glide

Q-ball glide

Always ships fully cartoned

Options

\$ (4.00)

\$ 14.10

\$ 12.20

\$ 39.90

\$ 44.75

\$ 5.60

\$ 1.10

\$ 6.30

Uniflex and Unisled Combos

L400 Series Long Arm Combination Desk

Model	Height	Cubes Each	Units	Lbs Each
		Ctn	Per Ctn	Ctn
L457	17½"	9.2	2	30.2

Standard Worksurface: Laminate Top Size: 17" x 24" x 27½"
Glide Selection: Champion Nylon, Carpin FloorSaver or Steel

Deduct for the following options (per unit):

Orders without bookrack (Order Model L407)

Add for the following options (per unit):

Special laminate (Wilsonart non-premium only)

PermaTuff edge (black only)

Plywood worksurface

Black edge

Non-skid glide

Q-ball glide

Always ships fully cartoned

**Black
Chardark
Putty
Ctn**
\$ 159.05

**Chrome
Titanium
Ctn**
\$ 167.40

Options

\$ (4.00)

\$ 22.60

\$ 16.65

\$ 51.70

\$ 5.60

\$ 1.10

\$ 6.30



L457

7800 Series Unisled Combination Desk

Model	Height	Cubes Each	Units	Lbs Each
		Ctn	Per Ctn	Ctn
7857	17½"	9.7	2	41.0
7858	18½"	11.5	2	42.0

Standard Worksurface: Laminate Top Size: 18" x 24"

Deduct for the following options (per unit):

Orders without bookrack (Order Model 7807, 7808)

Add for the following options (per unit):

Special laminate (Wilsonart non-premium only)

PermaTuff edge (black only)

Plywood worksurface

Solid Plastic worksurface

Nylon glide

Black edge

Always ships fully cartoned

**Chrome
Ctn**
\$ 207.75
\$ 230.50

Options

\$ (4.00)

\$ 14.10

\$ 12.20

\$ 39.90

\$ 44.75

\$ 10.10

\$ 5.60



7857

High Density/Collegiate Chairs

Fire Retardant Add-On for Collegiate and High Density Shells

Collegiate Shell	Price/Each
High Density Stacking Shell	\$ 9.05
	\$ 10.55

Add on the above amount to the appropriate list price for the model required.
Fire retardant shell will pass TB CAL133.

CS00 Series High Density Stacking Chair



CS17

Model	Height	Cubes Each Ctn	Units Per Ctn	Lbs Each Ctn	Paint/Chr Ctn
CS17	17½"	3.2	4	12.0	\$ 129.80

Add for the following options (per unit):

Seat + back pads	\$ 60.25
Nylon glide	\$ 10.10
Ganging device (CS47)	\$ 7.85
Always ships fully cartoned	



8108

Collegiate Stacking Chair

Model	Height	Cubes Each Ctn	Units Per Ctn	Lbs Each Ctn	Paint/Chr Ctn
8108	18"	3.6	4	13.0	\$ 78.70
8908	18"	3.9	4	16.0	\$ 193.75

8908 Standard with 2" foam (seat and full back pads)
8908 Not available with casters or ganging device
Glide Selection: Champion Nylon, Carpin FloorSaver or Steel

Add for the following options (per unit):

Seat + full back pads (8108 only)	Options \$ 102.50
Ganging device (8148)	\$ 7.85
Casters (8168)	\$ 31.35
Non-skid glide	\$ 1.10
Q-ball glide	\$ 6.30
Always ships fully cartoned	



8908

Collegiate Gas-Lift Swivel Chair and Lab Stool



8P90

Model	Height	Cubes Each Ctn	Units Per Ctn	Lbs Each Ctn	Paint Ctn
8P90	Adjustable	4.6	1	20.4	\$ 205.50
8L90	Adjustable	4.6	1	27.1	\$ 228.55

Ships standard with free-rolling nylon casters
Black base only

Add for the following options (per unit):

Seat + full back pads	Options \$ 102.50
Free-rolling rubber casters (P/N 614200)	\$ 11.20
Glide package (P/N 615400)	\$ 14.60
Free-rolling rubber casters must be ordered as separate item and installed in the field.	
Glide package must be ordered as separate item and installed in the field.	
Always ships fully cartoned	



Optional
Glide Package



8L90 Base

Solid Plastic Chairs

H-Series Chair

Model	Height	Cubes Each		Units Per Ctn	Lbs Each		Paint/Chr Unctn	Paint/Chr Ctn
		Unctn	Ctn		Unctn	Ctn		
H103	13½"	2.4	3.6	2	15.6	17.6	\$ 100.65	\$ 105.15
H105	15½"	2.9	3.6	2	15.7	17.7	\$ 102.10	\$ 106.70
H107	18"	4.2	4.8	2	19.1	21.1	\$ 116.25	\$ 123.70
H108	18½"	4.8	6.9	2	22.0	24.0	\$ 144.95	\$ 156.90

Glide Selection: Champion Nylon, Carpin FloorSaver or Steel

Deduct for the following options (per unit):

Orders without bookrack (Order Model H1X3, H1X5, H1X7, H1X8)

Add for the following options (per unit):

Non-skid glide

Q-ball glide

Ships without cartons on truckloads

Options
\$ (4.00)

\$ 1.10
\$ 6.30



H107

H-Series Chair with Casters

Model	Height	Cubes Each		Units Per Ctn	Lbs Each		Paint/Chr Unctn	Paint Ctn
		Unctn	Ctn		Unctn	Ctn		
H167	17½"	4.2	4.8	2	20.6	22.6	\$ 142.35	\$ 149.15
H168	18½"	4.8	6.9	2	24.6	26.6	\$ 188.30	\$ 199.70

Standard with bookrack

Ships without cartons on truckloads



H167

H-Series Gas-Lift Swivel Chair and Lab Stool

Model	Height	Cubes Each		Units Per Ctn	Lbs Each		Paint/Chr Ctn
		Ctn	Ctn		Ctn	Ctn	
HP90	Adjustable	4.6		1	24.5		\$ 180.00
HP98	Adjustable	5.4		1	27.2		\$ 213.80
HL90	Adjustable	4.6		1	31.2		\$ 203.05
HL98	Adjustable	5.4		1	33.9		\$ 236.85

Ships standard with free-rolling nylon casters

Black base only

Add for the following options (per unit):

Free-rolling rubber casters (P/N 614200)

Glide package (P/N 615400)

Free-rolling rubber casters must be ordered as separate item and installed in the field.

Glide package must be ordered as separate item and installed in the field.

Always ships fully cartoned

Paint/Chr
Ctn
\$ 180.00
\$ 213.80
\$ 203.05
\$ 236.85



HP90

Options
\$ 11.20
\$ 14.60



HL90/HL98 Base

Optional
Glide Package

X-Series Stacking Chair

Model	Height	Cubes Each		Units Per Ctn	Lbs Each		Paint/Chr Unctn	Paint/Chr Ctn
		Unctn	Ctn		Unctn	Ctn		
X101	11½"	2.0	3.0	4	13.0	14.0	\$ 91.30	\$ 97.00
X103	13½"	2.0	3.0	4	13.0	14.0	\$ 91.30	\$ 97.00
X105	15½"	2.2	3.0	4	13.5	14.5	\$ 92.85	\$ 98.55
X107	18"	2.8	3.9	4	17.8	18.8	\$ 97.55	\$ 103.85
X108	18½"	3.9	4.2	4	22.6	23.6	\$ 115.25	\$ 122.10

Glide Selection: Champion Nylon, Carpin FloorSaver or Steel

Add for the following options (per unit):

Non-skid glide

Q-ball glide

Ships without cartons on truckloads

Options
\$ 1.10
\$ 6.30



X107

X-Series Chair With Casters

Model	Height	Cubes Each		Units Per Ctn	Lbs Each		Paint/Chr Unctn	Paint/Chr Ctn
		Unctn	Ctn		Unctn	Ctn		
X167	17½"	2.8	3.9	4	22.6	23.6	\$ 132.55	\$ 138.85
X168	18½"	3.9	4.2	4	27.4	28.4	\$ 150.25	\$ 157.10

Ships without cartons on truckloads

Solid Plastic Chair Desks/Combos

H200 Series Tablet Arm Chair Desk



H257

Model	Height	Cubes Each		Units		Lbs Each		Paint/Chr Ctn
		Ctn	Per Ctn	Ctn	Per Ctn	Ctn	Per Ctn	
H257	17½"	10.2	2	2	2	39.0		\$ 208.45
H258	18½"	10.4	2	2	2	42.0		\$ 239.65

Standard Worksurface: Solid Plastic Top Size: 14" x 19" x 26"
Glide Selection: Champion Nylon, Carpin FloorSaver or Steel

Deduct for the following options (per unit):

Orders without bookrack (Order Model H207, H208)

Laminate worksurface

Plywood worksurface

Add for the following options (per unit):

Non-skid glide

Q-ball glide

Always ships fully cartoned

Options

\$ (4.00)

\$ (14.00)

\$ (10.00)

\$ 1.10

\$ 6.30

H400 Series Four Leg Combination Desk



H457

Model	Height	Cubes Each		Units		Lbs Each		Paint/Chr Ctn
		Ctn	Per Ctn	Ctn	Per Ctn	Ctn	Per Ctn	
H453*	13½"	8.9	2	2	2	36.0		\$ 221.10
H455*	15½"	8.9	2	2	2	36.0		\$ 221.10
H457	17½"	9.3	2	2	2	41.0		\$ 221.10
H458	18½"	10.4	2	2	2	50.0		\$ 262.45

Standard Worksurface: Solid Plastic Top Size: 18" x 24"
Glide Selection: Champion Nylon, Carpin FloorSaver or Steel

*H453 and H455 - Minimum Order Qty: 50 each

Deduct for the following options (per unit):

Orders without bookrack (Order Model H407, H408)

Laminate worksurface

Plywood worksurface

Add for the following options (per unit):

Non-skid glide

Q-ball glide

Always ships fully cartoned

Options

\$ (4.00)

\$ (14.00)

\$ (10.00)

\$ 1.10

\$ 6.30

H000 Series Sled Combination Desk



H057

Model	Height	Cubes Each		Units		Lbs Each		Chrome Ctn
		Ctn	Per Ctn	Ctn	Per Ctn	Ctn	Per Ctn	
H057	17½"	9.7	2	2	2	54.0		\$ 285.90
H058	18½"	11.5	2	2	2	56.0		\$ 323.95

Standard Worksurface: Solid Plastic Top Size: 18" x 24"

Deduct for the following options (per unit):

Orders without bookrack (Order Model H007)

Laminate worksurface

Plywood worksurface

Add for the following options (per unit):

Nylon glide

Always ships fully cartoned

Options

\$ (4.00)

\$ (14.00)

\$ (10.00)

\$ 10.10

Solid Plastic Combos/Student Desks

A400 Series Tie-Bar Combination Desk

Model	Height	Cubes Each		Units		Lbs Each	
		Ctn	Per Ctn	Per Ctn	Ctn	Ctn	Ctn
A457	17½"	9.2	2	2	42.0		

Standard Worksurface: Solid Plastic; Top Size: 18" x 24"
Glide Selection: Champion Nylon, Carpin FloorSaver or Steel

Deduct for the following options (per unit):

Orders without bookrack (Order Model A407)

Laminate worksurface

Plywood worksurface

Add for the following options (per unit):

Non-skid glide

Q-ball glide

Always ships fully cartoned

Paint/Chr
Ctn
\$ 226.00

Options

\$ (4.00)

\$ (14.00)

\$ (10.00)

\$ 1.10

\$ 6.30



A457

J400 Series Long Arm Combination Desk

Model	Height	Cubes Each		Units		Lbs Each	
		Ctn	Per Ctn	Per Ctn	Ctn	Ctn	Ctn
J457	17½"	9.2	2	2	43.0		

Standard Worksurface: Solid Plastic Top Size: 17¾" x 24½" x 31"

Glide Selection: Champion Nylon, Carpin FloorSaver or Steel

Deduct for the following options (per unit):

Orders without bookrack (Order Model J407)

Add for the following options (per unit):

Non-skid glide

Q-ball glide

Always ships fully cartoned

Paint/Chr
Ctn
\$ 245.40

Options

\$ (4.00)

\$ 1.10

\$ 6.30



J457

2100 Series Adjustable Height Study Master

Model	Height	Top Size	Cubes Each		Units Per		Lbs Each	
			Ctn	Per Ctn	Ctn	Per Ctn	Ctn	Per Ctn
2111	22" - 29"	18" x 34"	4.6	2	2	33.0		
2121	22" - 29"	18" x 34"	4.6	2	2	33.0		

Standard Worksurface: Laminate

Glide Selection: Champion Nylon, Carpin FloorSaver or Steel

2111 - Left Bookbox / 2121 - Right Bookbox

Add for the following options (per unit):

Special laminate (Wilsonart non-premium only)

PermaTuff edge (black only)

Plywood worksurface

Solid Plastic worksurface (Top Size: 20" x 36", 5.5 cubes)

Metal modesty panel

No modesty panel

Fire retardant modesty panel (Passes TB CAL133)

Black edge

Non-skid glide

Q-ball glide

Always ships fully cartoned

Paint
Ctn
\$ 158.35

\$ 158.35

Options

\$ 20.40

\$ 16.10

\$ 66.95

\$ 78.35

\$ 12.30

\$ (8.00)

\$ 6.05

\$ 5.60

\$ 1.10

\$ 6.30



2121

1321 Study Carrel

Model	Height	Top Size	Cubes Each		Units Per		Lbs Each	
			Ctn	Per Ctn	Ctn	Per Ctn	Ctn	Per Ctn
1321	22" - 29"	24" x 36"	4.2	1	1	97.5		
	Topshelf:	10" x 36"						

Standard Worksurface: Laminate and w+hite interior with black vinyl banding
Leg insert standard with nylon glide

Add for the following options (per unit):

Special laminate (Wilsonart non-premium only)

Always ships fully cartoned

Paint
Ctn
\$ 523.30

Options

\$112.95



1321

Student Desks

9500 Series Open Front Desk



9500

Model	Height	Top Size	Cubes Each	Units Per	Lbs Each	Paint
			Ctn	Ctn	Ctn	Ctn
9500	22" - 29"	18" x 24"	3.1	2	22.0	\$ 104.70
9550	22" - 29"	18" x 24"	3.1	2	22.0	\$ 122.10
9506	22" - 29"	20" x 26"	3.9	2	23.4	\$ 122.30

Standard Worksurface: Laminate
Glide Selection: Champion Nylon, Carpin FloorSaver or Steel
9550 - Has chrome receivers and painted bookbox

Add for the following options (per unit):

	Options
Special laminate (Wilsonart non-premium only) - 9500, 9550	\$ 14.10
Special laminate (Wilsonart non-premium only) - 9506	\$ 16.95
PermaTuff edge (black only) - 9500, 9550	\$ 12.20
PermaTuff edge (black only) - 9506	\$ 14.45
Plywood worksurface - 9500, 9550	\$ 39.90
Plywood worksurface - 9506	\$ 48.10
Solid Plastic worksurface - 9500, 9550	\$ 44.75
Solid Plastic worksurface - 9506	\$ 52.60
Black edge	\$ 5.60
Non-skid glide	\$ 1.10
Q-ball glide	\$ 6.30

R900 Series Open Front Desk



R90D

Model	Height	Top Size	Cubes Each	Units Per	Lbs Each	Paint
			Ctn	Ctn	Ctn	Ctn
R90D	22" - 31"	18" x 24"	3.1	2	28.0	\$ 89.00
R90E	22" - 31"	20" x 26"	3.9	2	29.4	\$ 106.60

Standard Worksurface: Laminate
Leg insert standard with Black Nylon Cap Glide

Add for the following options (per unit):

	Options
Special laminate (Wilsonart non-premium only) - R90D	\$ 14.10
Special laminate (Wilsonart non-premium only) - R90E	\$ 16.95
PermaTuff edge (black only) - R90D	\$ 12.20
PermaTuff edge (black only) - R90E	\$ 14.45
Plywood worksurface - R90D	\$ 39.90
Plywood worksurface - R90E	\$ 48.10
Solid Plastic worksurface - R90D	\$ 44.75
Solid Plastic worksurface - R90E	\$ 52.60
Black edge	\$ 5.60
Champion Nylon, Carpin FloorSaver or Steel glide	\$ 2.20
Non-skid glide	\$ 3.20
Q-ball glide	\$ 6.30

Always ships fully cartoned

Student Desks

9A00 Series Open Front Desk

Model	Height	Top Size	Cubes Each	Units Per	Lbs Each	Paint
			Ctn	Ctn	Ctn	Ctn
9A00	24½" - 30½"	18" x 24"	3.1	2	23.0	\$ 110.80
9A06	24½" - 30½"	20" x 26"	3.9	2	24.4	\$ 128.40
9B00	24½" - 30½"	18" x 24"	3.1	2	24.0	\$ 114.70
9B06	24½" - 30½"	20" x 26"	3.9	2	25.4	\$ 132.30

Standard Worksurface: Laminate

Glide Selection: Champion Nylon, Carpin FloorSaver or Steel

9A00 - No U Brace / 9B00 - With U Brace

Add for the following options (per unit):

Special laminate (Wilsonart non-premium only) - 9A00, 9B00

Special laminate (Wilsonart non-premium only) - 9A06, 9B06

PermaTuff edge (black only) - 9A00, 9B00

PermaTuff edge (black only) - 9A06, 9B06

Plywood worksurface - 9A00, 9B00

Plywood worksurface - 9A06, 9B06

Solid Plastic worksurface - 9A00, 9B00

Solid Plastic worksurface - 9A06, 9B06

Black edge

Non-skid glide

Q-ball glide

Always ships fully cartoned

Options

\$ 14.10
\$ 16.95
\$ 12.20
\$ 14.45
\$ 39.90
\$ 48.10
\$ 44.75
\$ 52.60
\$ 5.60
\$ 1.10
\$ 6.30



9B00

9C00 Series Deep Drawn Open Front Desk

Model	Height	Top Size	Cubes Each	Units Per	Lbs Each	Paint
			Ctn	Ctn	Ctn	Ctn
9C00	22" - 29"	18" x 24"	3.0	2	28.0	\$ 177.90
9C50	22" - 29"	18" x 24"	3.0	2	28.0	\$ 195.30
9C06	22" - 29"	20" x 26"	3.3	2	30.2	\$ 195.55

Standard Worksurface: Solid Plastic

Glide Selection: Champion Nylon, Carpin FloorSaver or Steel

9C50 - Has chrome receivers and painted bookbox

Add for the following options (per unit):

Laminate worksurface (9C06 only)

Plywood worksurface (9C06 only)

Non-skid glide

Q-ball glide

Always ships fully cartoned

Options

\$ (16.00)
\$ (14.00)
\$ 1.10
\$ 6.30



9C00

Student Desks

C500 Series Open Front Desk



C500

Model	Height	Top Size	Cubes Each	Units Per	Lbs Each	Paint Ctn
			Ctn	Ctn	Ctn	
C500	22" - 29"	18" x 24"	3.2	2	25.3	\$ 142.40
C503	22" - 29"	20" x 24"	3.2	2	26.7	\$ 150.70
C506	22" - 29"	20" x 26"	3.8	2	26.7	\$ 160.00

Standard Worksurface: Laminate

Glide Selection: Champion Nylon, Carpin FloorSaver or Steel

Add for the following options (per unit):

	Options
Special laminate (Wilsonart non-premium only) - C500	\$ 14.10
Special laminate (Wilsonart non-premium only) - C503	\$ 15.85
Special laminate (Wilsonart non-premium only) - C506	\$ 16.95
PermaTuff edge (black only) - C500	\$ 12.20
PermaTuff edge (black only) - C503	\$ 13.30
PermaTuff edge (black only) - C506	\$ 14.45
Plywood worksurface - C500	\$ 39.90
Plywood worksurface - C503	\$ 42.30
Plywood worksurface - C506	\$ 48.10
Solid Plastic worksurface - C500	\$ 44.75
Solid Plastic worksurface - C506	\$ 52.60
Black edge	\$ 5.60
Non-skid glide	\$ 1.10
Q-ball glide	\$ 6.30

Always ships fully cartoned

C800 Series Two Student Open Front Desk



C800

Model	Height	Top Size	Cubes Each	Units Per	Lbs Each	Paint Ctn
			Ctn	Ctn	Ctn	
C800	22" - 29"	18" x 48"	6.7	2	45.0	\$ 222.30
C803	22" - 29"	20" x 48"	7.4	2	50.0	\$ 232.05
C810	22" - 29"	24" x 48"	9.2	2	53.2	\$ 247.95

Standard Worksurface: Laminate

Glide Selection: Champion Nylon, Carpin FloorSaver or Steel

Add for the following options (per unit):

	Options
Special laminate (Wilsonart non-premium only) - C800	\$ 28.25
Special laminate (Wilsonart non-premium only) - C803	\$ 31.75
Special laminate (Wilsonart non-premium only) - C810	\$ 38.45
PermaTuff edge (black only) - C800	\$ 20.55
PermaTuff edge (black only) - C803	\$ 21.10
PermaTuff edge (black only) - C810	\$ 22.15
Plywood worksurface - C800	\$ 82.20
Plywood worksurface - C803	\$ 84.50
Plywood worksurface - C810	\$ 89.25
Black edge	\$ 5.60
Non-skid glide	\$ 1.10
Q-ball glide	\$ 6.30

Always ships fully cartoned

Student Desks

9300 Series Pedestal Open Front Desk

Model	Height	Top Size	Cubes Each	Units Per	Lbs Each
			Ctn	Ctn	Ctn
9300	22" - 29"	18" x 24"	3.1	2	24.4
9306	22" - 29"	20" x 26"	3.5	2	25.8

Standard Worksurface: Laminate

Leg Insert Standard With Nylon Glide

Add for the following options (per unit):

Special laminate (Wilsonart non-premium only) - 9300

Special laminate (Wilsonart non-premium only) - 9306

PermaTuff edge (black only) - 9300

PermaTuff edge (black only) - 9306

Plywood worksurface - 9300

Plywood worksurface - 9306

Solid Plastic worksurface - 9300

Solid Plastic worksurface - 9306

Black edge

Always ships fully cartoned

Paint
Ctn

\$ 161.35

\$ 178.95

Options

\$ 14.10

\$ 16.95

\$ 12.20

\$ 14.45

\$ 39.90

\$ 48.10

\$ 44.75

\$ 52.60

\$ 5.60



9300

9400 Series A+ Pedestal Open Front Desk

Model	Height	Top Size	Cubes Each	Units Per	Lbs Each
			Ctn	Ctn	Ctn
9406	24" - 33"	20" x 26"	3.2	2	25.2
94B6	24" - 33"	20" x 26"	3.2	2	26.9
94X6	24" - 33"	20" x 26"	3.2	2	23.2

Standard Worksurface: Laminate

Leg Insert Standard With Nylon Glide

9406 - Standard With Metal Bookbox

94B6 - Standard With Wire Bookbox

94X6 - Standard Without Bookbox

Add for the following options (per unit):

Special laminate (Wilsonart non-premium only)

PermaTuff edge (black only)

Plywood worksurface

Solid Plastic worksurface

Black edge

Always ships fully cartoned

Paint
Ctn

\$ 192.60

\$ 192.60

\$ 178.30

Options

\$ 16.95

\$ 14.45

\$ 48.10

\$ 52.60

\$ 5.60



9406



94B6

9780 Lift-Lid Student Desk

Model	Height	Top Size	Cubes Each	Units Per	Lbs Each
			Ctn	Ctn	Ctn
9780	22" - 29"	18" x 24"	3.1	2	30.0

Standard Worksurface: Laminate

Glide Selection: Champion Nylon, Carpin FloorSaver or Steel

Add for the following options (per unit):

Special laminate (Wilsonart non-premium only)

PermaTuff edge (black only)

Plywood worksurface

Solid Plastic worksurface

Black edge

Non-skid glide

Q-ball glide

Always ships fully cartoned

Paint
Ctn

\$ 193.70

Options

\$ 14.10

\$ 12.20

\$ 39.90

\$ 44.75

\$ 5.60

\$ 1.10

\$ 6.30



9780

Student Desks

9680 Pedestal Lift-Lid Desk



9680

Model	Height	Top Size	Cubes Ctn Each	Units Per Ctn	Lbs Each Ctn	Paint Ctn
9680	22" - 29"	18" x 24"	3.1	2	30.0	\$ 240.80
Standard Worksurface: Laminate						
Leg Insert Standard With Nylon Glide						
Add for the following options (per unit):						
Special laminate (Wilsonart non-premium only)						Options
PermaTuff edge (black only)						\$ 14.10
Plywood worksurface						\$ 12.20
Solid Plastic worksurface						\$ 39.90
Black edge						\$ 44.75
Always ships fully cartoned						\$ 5.65

9100 Series Adjustable Study Desk



9100

Model	Height	Top Size	Cubes Ctn Each	Units Per Ctn	Lbs Each Ctn	Black Chardark Putty Ctn	Chrome Titanium Ctn
9100	22" - 29"	18" x 24"	2.8	2	18.0	\$ 79.10	\$ 94.60
9100	30" Fixed	18" x 24"	4.9	2	18.0	\$ 79.10	\$ 94.60
9106	22" - 29"	20" x 26"	3.9	2	19.4	\$ 96.70	\$ 112.20
Standard Worksurface: Laminate							
Glide Selection: Champion Nylon, Carpin FloorSaver or Steel							
Add for the following options (per unit):							
Special laminate (Wilsonart non-premium only) - 9100							Options
Special laminate (Wilsonart non-premium only) - 9106							\$ 14.10
PermaTuff edge (black only) - 9100							\$ 16.95
PermaTuff edge (black only) - 9106							\$ 12.20
Plywood worksurface - 9100							\$ 14.45
Plywood worksurface - 9106							\$ 39.90
Solid Plastic worksurface - 9100							\$ 48.10
Solid Plastic worksurface - 9106							\$ 44.75
Black edge							\$ 52.60
Non-skid glide							\$ 5.60
Q-ball glide							\$ 1.10
Always ships fully cartoned							\$ 6.30

9900 Series A+ Adjustable Study Desk



9906

Model	Height	Top Size	Cubes Each Ctn	Units Per Ctn	Lbs Each Ctn	Black Chardark Putty Ctn	Chrome Titanium Ctn
9906	26" - 34"	20" x 26"	4.5	2	22.6	\$ 101.50	\$ 108.40
9906	30" Fixed	20" x 26"	6.3	2	22.6	\$ 101.50	\$ 108.40
99B6	26" - 34"	20" x 26"	4.5	2	26.2	\$ 125.65	\$ 131.90
Standard Worksurface: Laminate							
Glide Selection: Champion Nylon, Carpin FloorSaver or Steel							
99B6 - Standard With Wire Bookbox							
Add for the following options (per unit):							
Special laminate (Wilsonart non-premium only)							Options
PermaTuff edge (black only)							\$ 16.95
Plywood worksurface							\$ 14.45
Solid Plastic worksurface							\$ 48.10
Black edge							\$ 52.60
Non-skid glide							\$ 5.60
Q-ball glide							\$ 1.10
Always ships fully cartoned							\$ 6.30

Student Desks

9800 Series Adjustable Height Study Desk

Model	Height	Top Size	Cubes Each		Units Per		Lbs Each		Black Chardark	Chrome
			Ctn	Ctn	Ctn	Ctn	Putty Ctn	Titanium Ctn		
9800	22" - 29"	18" x 24"	2.8	2	21.0	\$ 97.75	\$ 110.50			
9806	22" - 29"	20" x 26"	3.2	2	22.4	\$ 115.35	\$ 128.10			

Standard Worksurface: Laminate
Glide Selection: Champion Nylon, Carpin FloorSaver or Steel

Add for the following options (per unit):

- Special laminate (Wilsonart non-premium only) - 9800
 - Special laminate (Wilsonart non-premium only) - 9806
 - PermaTuff edge (black only) - 9800
 - PermaTuff edge (black only) - 9806
 - Plywood worksurface - 9800
 - Plywood worksurface - 9806
 - Solid Plastic worksurface - 9800
 - Solid Plastic worksurface - 9806
 - Black edge
 - Non-skid glide
 - Q-ball glide
- Always ships fully cartoned

Options

- \$ 14.10
- \$ 16.95
- \$ 12.20
- \$ 14.45
- \$ 39.90
- \$ 45.95
- \$ 44.75
- \$ 52.60
- \$ 5.60
- \$ 1.10
- \$ 6.30



9800

2900 Adjustable Height Desk

Model	Height	Top Size	Cubes Each		Units Per		Lbs Each		Black Chardark	Chrome
			Ctn	Ctn	Ctn	Ctn	Putty Ctn	Titanium Ctn		
2900	26" - 34"	20" x 36"	5.5	2	28.5	\$ 149.90	\$ 157.55			

Standard Worksurface: Laminate
Glide Selection: Champion Nylon, Carpin FloorSaver or Steel
Wheelchair Accessible

Add for the following options (per unit):

- Special laminate (Wilsonart non-premium only)
 - PermaTuff edge (black only)
 - Plywood worksurface
 - Solid Plastic worksurface
 - Black edge
 - Non-skid glide
 - Q-ball glide
- Always ships fully cartoned

Options

- \$ 23.75
- \$ 17.75
- \$ 78.70
- \$ 78.35
- \$ 5.60
- \$ 1.10
- \$ 6.30



2900



1911 Two Student Pedestal Desk

Model	Height	Top Size	Cubes Each		Units Per		Lbs Each		Paint
			Ctn	Ctn	Ctn	Ctn	Ctn		
1911	22" - 29"	24" x 48"	2.4	1	62.4	\$ 327.45			

Standard Worksurface: Laminate With Black Vinyl Edge Band
Leg Insert Standard With Nylon Glide
0025 - Specify bookbox

Deduct for the following options (per unit):

- Orders without double bookbox

Add for the following options (per unit):

- Special laminate (Wilsonart non-premium only)
 - PermaTuff edge (black only)
- Always ships fully cartoned

Options

- \$(10.00)
- \$ 38.45
- \$ 44.35



1911

Archetype™ Student Desks

Four Leg Desk



ADAX2030



ADAXHEX

Model	Height	Top Size	Cubes Each Ctn	Units Per Ctn	Lbs Each Ctn	Laminate	Special Laminate
ADAX2026	22" - 32"	20" x 26"	4.5	2	58.8	\$ 211.90	\$ 228.85
ADAX2030	22" - 32"	20" x 30"	5.9	2	68.0	\$ 218.65	\$ 238.50
ADAX2036	22" - 32"	20" x 36"	8.6	2	77.9	\$ 228.90	\$ 252.50
ADAX2426	22" - 32"	24" x 26"	4.5	2	69.0	\$ 218.40	\$ 238.70
ADAX2430	22" - 32"	24" x 30"	5.9	2	75.9	\$ 226.00	\$ 249.60
ADAX2436	22" - 32"	24" x 36"	8.6	2	87.0	\$ 237.40	\$ 265.75
ADAXHEX	22" - 32"	32" x 20 ¹ / ₂ "	9.8	1	32.3	\$ 232.95	\$ 254.65
ADAXOCT	22" - 32"	30 ¹ / ₂ " x 21"	9.8	1	32.5	\$ 232.95	\$ 254.20

Standard Worksurface: Laminate With T-Mold Edge

Standard With Two Bookbag Holders

Fixed Height: 22", 24", 26", 28", 30" and 32" (prices are the same as above)

Add for the following options (per unit):

Options	
PermaTuff edge (black only) - 2026	\$ 17.30
PermaTuff edge (black only) - 2030, 2426	\$ 18.70
PermaTuff edge (black only) - 2036	\$ 20.95
PermaTuff edge (black only) - 2430	\$ 20.25
PermaTuff edge (black only) - 2436	\$ 22.45
PermaTuff edge (black only) - HEX, OCT	\$ 19.45
Poly bookbox (2026, 2030, 2036, 2426, 2430 and 2436 only) - each	\$ 28.25
Wire bookrack - each	\$ 22.55

Always ships fully cartoned

Two Student Four Leg Desk



ADAX2072

Model	Height	Top Size	Cubes Each Ctn	Units Per Ctn	Lbs Each Ctn	Laminate	Special Laminate
ADAX2048	22" - 32"	20" x 48"	14.3	1	49.2	\$ 249.35	\$ 281.00
ADAX2054	22" - 32"	20" x 54"	16.0	1	53.6	\$ 259.65	\$ 295.05
ADAX2060	22" - 32"	20" x 60"	17.7	1	58.1	\$ 318.25	\$ 357.45
ADAX2072	22" - 32"	20" x 72"	21.2	1	67.1	\$ 338.70	\$ 385.90
ADAX2448	22" - 32"	24" x 48"	17.0	1	57.2	\$ 260.10	\$ 297.90
ADAX2454	22" - 32"	24" x 54"	19.0	1	62.4	\$ 271.45	\$ 313.95
ADAX2460	22" - 32"	24" x 60"	21.0	1	67.7	\$ 331.25	\$ 378.45
ADAX2472	22" - 32"	24" x 72"	25.1	1	78.2	\$ 353.95	\$ 410.60

Standard Worksurface: Laminate With T-Mold Edge

Standard With Two Bookbag Holders

Fixed Height: 22", 24", 26", 28", 30" and 32" (prices are the same as above)

Add for the following options (per unit):

Options	
PermaTuff edge (black only) - 2048	\$ 25.50
PermaTuff edge (black only) - 2054	\$ 27.70
PermaTuff edge (black only) - 2060	\$ 29.95
PermaTuff edge (black only) - 2072	\$ 34.40
PermaTuff edge (black only) - 2448	\$ 26.95
PermaTuff edge (black only) - 2454	\$ 29.20
PermaTuff edge (black only) - 2460	\$ 31.45
PermaTuff edge (black only) - 2472	\$ 35.95
Wire bookrack - each	\$ 22.55

Always ships fully cartoned

Archetype™ Student Desks

C-Leg Desk

Model	Height	Top Size	Cubes Each		Units		Lbs Each		Special Laminate
			Ctn	Per Ctn	Ctn	Per Ctn	Laminate	Laminate	
AHAX2026	26" - 32"	20" x 26"	4.5	2	62.1	2	\$ 251.10	\$ 268.05	
AHAX2030	26" - 32"	20" x 30"	5.9	2	71.2	2	\$ 257.95	\$ 277.80	
AHAX2036	26" - 32"	20" x 36"	8.6	2	81.2	2	\$ 268.15	\$ 291.75	
AHAX2426	26" - 32"	24" x 26"	4.5	2	70.3	2	\$ 260.00	\$ 280.30	
AHAX2430	26" - 32"	24" x 30"	5.9	2	77.2	2	\$ 267.55	\$ 291.15	
AHAX2436	26" - 32"	24" x 36"	8.6	2	88.3	2	\$ 278.90	\$ 307.25	
AHAXHEX	26" - 32"	32" x 20 1/2"	9.8	1	34.6	1	\$ 234.05	\$ 255.75	
AHAXOCT	26" - 32"	30 1/2" x 21"	9.8	1	34.8	1	\$ 234.05	\$ 255.30	



AHAX2036



AHAXHEX

Standard Worksurface: Laminate With T-Mold Edge
Standard With Two Bookbag Holders

Add for the following options (per unit):

- PermaTuff edge (black only) - 2026
 - PermaTuff edge (black only) - 2030, 2426
 - PermaTuff edge (black only) - 2036
 - PermaTuff edge (black only) - 2430
 - PermaTuff edge (black only) - 2436
 - PermaTuff edge (black only) - HEX, OCT
 - Poly bookbox (2026, 2030, 2036, 2426, 2430 and 2436) - each
 - Wire bookrack - each
- Always ships fully cartoned

Options

- \$ 17.30
- \$ 18.70
- \$ 20.95
- \$ 20.25
- \$ 22.45
- \$ 19.45
- \$ 28.25
- \$ 22.55

Two Student C-Leg Desk

Model	Height	Top Size	Cubes Each		Units		Lbs Each		Special Laminate
			Ctn	Per Ctn	Ctn	Per Ctn	Laminate	Laminate	
AHAX2048	26" - 32"	20" x 48"	14.3	1	51.5	1	\$ 288.60	\$ 320.25	
AHAX2054	26" - 32"	20" x 54"	16.0	1	55.9	1	\$ 298.85	\$ 334.25	
AHAX2060	26" - 32"	20" x 60"	17.7	1	60.4	1	\$ 357.45	\$ 396.65	
AHAX2072	26" - 32"	20" x 72"	21.2	1	69.4	1	\$ 377.90	\$ 425.10	
AHAX2448	26" - 32"	24" x 48"	17.0	1	57.5	1	\$ 301.60	\$ 339.40	
AHAX2454	26" - 32"	24" x 54"	19.0	1	62.7	1	\$ 312.95	\$ 355.45	
AHAX2460	26" - 32"	24" x 60"	21.0	1	68.0	1	\$ 372.75	\$ 419.95	
AHAX2472	26" - 32"	24" x 72"	25.1	1	78.5	1	\$ 395.40	\$ 452.05	

Standard Worksurface: Laminate With T-Mold Edge
Standard With Two Bookbag Holders

Add for the following options (per unit):

- PermaTuff edge (black only) - 2048
 - PermaTuff edge (black only) - 2054
 - PermaTuff edge (black only) - 2060
 - PermaTuff edge (black only) - 2072
 - PermaTuff edge (black only) - 2448
 - PermaTuff edge (black only) - 2454
 - PermaTuff edge (black only) - 2460
 - PermaTuff edge (black only) - 2472
 - Wire bookrack - each
- Always ships fully cartoned

Options

- \$ 25.50
- \$ 27.70
- \$ 29.95
- \$ 34.40
- \$ 26.95
- \$ 29.20
- \$ 31.45
- \$ 35.95
- \$ 22.55

Computer Furniture

CY-Series Computer Tables



CY-Series With
Keyboard Tray

Model	Top Size	Cubes Each		Units Per		Lbs Each		Special Laminate	Laminate
		Ctn	Ctn	Ctn	Ctn	Ctn	Ctn		
CY13	24" X 36"	4.5	1	67.8		\$ 374.80	\$ 406.60		
CY14	24" x 48"	6.0	1	88.5		\$ 407.55	\$ 449.30		
CY15	24" x 60"	7.4	1	104.0		\$ 437.25	\$ 488.55		
CY16	24" x 72"	8.9	1	119.7		\$ 485.45	\$ 546.50		
CY03	30" x 36"	4.5	1	90.2		\$ 381.75	\$ 420.65		
CY04	30" x 48"	6.0	1	109.0		\$ 416.75	\$ 467.85		
CY05	30" x 60"	7.4	1	138.0		\$ 448.80	\$ 512.05		
CY06	30" x 72"	8.9	1	155.5		\$ 499.20	\$ 574.55		
CY0C	33" x 33"	4.5	1	72.0		\$ 377.15	\$ 416.55		
CY0D	27" x 27"	4.5	1	70.0		\$ 289.00	\$ 315.00		

Standard Worksurface: Laminate With T-Mold Edge Height: 25" - 32"

CY13, CY14, CY03 and CY04 - Standard With 1 Grommet

CY15, CY16, CY05 and CY06 - Standard With 2 Grommets

CY0C - Standard With No Grommet

CY13, CY14, CY15 and CY16 - CPU1 holder will not fit

Add for the following options (per unit):

	Options
PermaTuff edge (black only) - CY13	\$ 37.15
PermaTuff edge (black only) - CY14	\$ 44.35
PermaTuff edge (black only) - CY15	\$ 52.15
PermaTuff edge (black only) - CY16	\$ 59.35
PermaTuff edge (black only) - CY03	\$ 41.05
PermaTuff edge (black only) - CY04	\$ 48.25
PermaTuff edge (black only) - CY05	\$ 55.45
PermaTuff edge (black only) - CY06	\$ 63.25
PermaTuff edge (black only) - CY0C	\$ 41.05
3" casters	\$ 50.40
Keyboard tray	\$ 211.65
CPU / CPU1 holder (CY03: Keyboard tray or CPU / CPU1 holder, both not possible)	\$ 87.85

CX-Series Computer Tables



CX-Series With Keyboard
Tray
and CPU Holder

Model	Top Size	Cubes Each		Units Per		Lbs Each		Special Laminate	Laminate
		Ctn	Ctn	Ctn	Ctn	Ctn	Ctn		
CX13	24" X 36"	2.9	1	60.0		\$ 303.95	\$ 335.05		
CX14	24" x 48"	3.8	1	70.0		\$ 327.55	\$ 368.50		
CX15	24" x 60"	4.8	1	79.5		\$ 351.15	\$ 401.60		
CX16	24" x 72"	5.7	1	89.5		\$ 387.65	\$ 447.80		
CX03	30" x 36"	2.9	1	72.4		\$ 310.85	\$ 349.10		
CX04	30" x 48"	3.8	1	84.1		\$ 336.75	\$ 387.15		
CX05	30" x 60"	4.8	1	96.0		\$ 362.65	\$ 425.10		
CX06	30" x 72"	5.7	1	108.0		\$ 401.50	\$ 475.90		

Standard Worksurface: Laminate With T-Mold Edge Height: 22" - 29"

CX13, CX14, CX03 and CX04 - Standard With 1 Grommet

CX15, CX16, CX05 and CX06 - Standard With 2 Grommets

CX13, CX14, CX15 and CX16 - CPU / CPU1 holder will not fit

Add for the following options (per unit):

	Options
PermaTuff edge (black only) - CX13	\$ 37.15
PermaTuff edge (black only) - CX14	\$ 44.35
PermaTuff edge (black only) - CX15	\$ 52.15
PermaTuff edge (black only) - CX16	\$ 59.35
PermaTuff edge (black only) - CX03	\$ 41.05
PermaTuff edge (black only) - CX04	\$ 48.25
PermaTuff edge (black only) - CX05	\$ 55.45
PermaTuff edge (black only) - CX06	\$ 63.25
3" casters	\$ 50.40
Keyboard tray	\$ 211.65
CPU1 holder	\$ 87.85
CPU holder	\$ 94.10

Always ships fully cartoned

Computer Furniture

CF-Series Computer Tables

Model	Top Size	Cubes Each	Units Per	Lbs Each	Laminate	Special
		Ctn	Ctn	Ctn		Laminate
CF03	30" x 36"	17.9	1	68.0	\$ 534.75	\$ 575.15
CF04	30" x 48"	23.4	1	90.0	\$ 574.40	\$ 627.00
CF05	30" x 60"	29.0	1	95.4	\$ 614.00	\$ 678.80
CF06	30" x 72"	34.5	1	109.0	\$ 653.60	\$ 730.40

Standard Worksurface: Laminate Height: 25³/₄" - 34³/₄"
Worksurface has 3mm Edge Banding That Matches the Paint Color

Add for the following options (per unit):

- 3" casters
- Keyboard tray
- CPU1 holder
- CPU holder
- Always ships fully cartoned

- Options**
- \$ 50.40
 - \$ 211.65
 - \$ 87.85
 - \$ 94.10



CF-Series With Keyboard Tray and CPU1 Holder

CD-Series Computer Tables

Model	Top Size	Shape	Cubes Each	Units Per	Lbs Each	Laminate	Special
			Ctn	Ctn	Ctn		Laminate
CD13	24" x 36"	Rectangle	2.8	1	63.0	\$ 265.05	\$ 295.85
CD14	24" x 48"	Rectangle	2.9	1	73.0	\$ 289.50	\$ 326.90
CD16	24" x 60"	Rectangle	5.4	1	87.0	\$ 324.00	\$ 374.20
CD17	24" x 72"	Rectangle	5.5	1	97.1	\$ 338.10	\$ 397.75
CD36	30" x 36"	Rectangle	2.8	1	66.3	\$ 271.95	\$ 309.85
CD48	30" x 48"	Rectangle	2.9	1	77.0	\$ 298.70	\$ 348.70
CD60	30" x 60"	Rectangle	5.4	1	102.0	\$ 335.50	\$ 397.70
CD72	30" x 72"	Rectangle	5.5	1	108.0	\$ 351.85	\$ 425.80

Standard Worksurface: Laminate With T-Mold Edge Height: 27"
CD13, CD14, CD36 and CD48 - Standard With 1 Wire Excess Notch
CD16, CD17, CD60 and CD72 - Standard With 2 Wire Excess Notches
CD13, CD14, CD36 and CD48 - When Ordered With Optional Grommet - 1 Grommet
CD16, CD17, CD60 and CD72 - When Ordered With Optional Grommet - 2 Grommets
CD13, CD14, CD16 and CD17 - CPU1 holder will not fit

Add for the following options (per unit):

- PermaTuff edge (black only) - CD13
- PermaTuff edge (black only) - CD14
- PermaTuff edge (black only) - CD16
- PermaTuff edge (black only) - CD17
- PermaTuff edge (black only) - CD36
- PermaTuff edge (black only) - CD48
- PermaTuff edge (black only) - CD60
- PermaTuff edge (black only) - CD72
- 3" casters
- 00GT cable management grommet
- Always ships fully cartoned

- Options**
- \$ 37.15
 - \$ 44.35
 - \$ 52.15
 - \$ 59.35
 - \$ 41.05
 - \$ 48.25
 - \$ 55.45
 - \$ 63.25
 - \$ 50.40
 - \$ 22.60



CD-Series

Shelf Units for CD-Series Computer Tables

Model	Use On	Dimensions	Units	Lbs Each	Paint
			Per Ctn	Ctn	
SH03	CD36/CD13	9" x 36"	2	4.0	\$ 42.75
SH04	CD48/CD14	9" x 48"	2	6.0	\$ 48.70
SH06	CD60/CD16	9" x 60"	2	8.0	\$ 55.75
SH07	CD72/CD17	9" x 72"	2	10.0	\$ 60.55

Computer Furniture

CT-Series Computer Tables



CT-Series With Riser



CT60

Model	Top Size	Shape	Cubes Each	Units Per	Lbs Each	Laminate	Special
			Ctn	Ctn	Ctn		Laminate
CT13	24" x 36"	Rectangle	2.3	1	52.8	\$ 257.95	\$ 288.70
CT14	24" x 48"	Rectangle	3.0	1	62.4	\$ 279.65	\$ 320.15
CT16	24" x 60"	Rectangle	4.3	1	74.0	\$ 308.35	\$ 358.45
CT17	24" x 72"	Rectangle	5.1	1	84.0	\$ 327.55	\$ 387.05
CT36	30" x 36"	Rectangle	2.3	1	64.6	\$ 264.85	\$ 302.70
CT48	30" x 48"	Rectangle	3.0	1	77.6	\$ 288.85	\$ 338.75
CT60	30" x 60"	Rectangle	4.3	1	95.9	\$ 319.85	\$ 381.95
CT72	30" x 72"	Rectangle	5.1	1	100.6	\$ 341.35	\$ 415.15
CT42	21" x 42"	Trapezoid	1.2	1	27.0	\$ 130.00	\$ 160.70
CT76	30" x 72"	Hexagon	4.9	1	106.5	\$ 429.00	\$ 503.65
CT80	40" x 80"	Trapezoid	6.7	1	123.0	\$ 507.95	\$ 617.50
CT95	48" x 96"	Trapezoid	9.8	1	161.8	\$ 595.30	\$ 751.75

Standard Worksurface: Laminate With T-Mold Edge Height: 22" - 29"

CT13, CT14, CT36, CT42 and CT48 - Standard With 1 Wire Excess Notch

CT16, CT17, CT60, CT72, CT76, CT80 and CT95 - Standard With 2 Wire Excess Notches

CT13, CT14, CT36, CT42, and CT48 - When Ordered With Optional Grommet - 1 Grommet

CT16, CT17, CT60, CT72, CT76, CT80 & CT95 - When Ordered With Optional Grommet - 2 Grommets

CT13, CT14, CT16 and CT17 - CPU1 holder will not fit

Add for the following options (per unit):

	Options
PermaTuff edge (black only) - CT13	\$ 36.10
PermaTuff edge (black only) - CT14	\$ 44.35
PermaTuff edge (black only) - CT16	\$ 52.15
PermaTuff edge (black only) - CT17	\$ 59.35
PermaTuff edge (black only) - CT36	\$ 41.05
PermaTuff edge (black only) - CT48	\$ 48.25
PermaTuff edge (black only) - CT60	\$ 55.45
PermaTuff edge (black only) - CT72	\$ 63.25
PermaTuff edge (black only) - CT42	\$ 38.85
PermaTuff edge (black only) - CT76	\$ 63.25
PermaTuff edge (black only) - CT80	\$ 74.30
PermaTuff edge (black only) - CT95	\$ 88.70
3" casters	\$ 50.40
Keyboard tray	\$ 211.65
00GT cable management grommet	\$ 22.60

Options don't apply to CT42 (Riser Unit)

Always ships fully cartoned

CU-Series Computer Tables



CU-Series

Model	Top Size	Cubes Each	Units Per	Lbs Each	Laminate	Special
		Ctn	Ctn	Ctn		Laminate
CU03	30" x 36"	17.9	1	66.0	\$ 497.35	\$ 537.35
CU04	30" x 48"	23.4	1	95.6	\$ 534.25	\$ 586.45
CU05	30" x 60"	29.0	1	93.0	\$ 571.00	\$ 635.45
CU06	30" x 72"	34.5	1	106.6	\$ 607.90	\$ 684.25

Standard Worksurface: Laminate Height: 25³/₄" - 34³/₄"

Worksurface has 3mm Edge Banding That Matches the Paint Color

CU03 and CX04 - Standard With 1 Grommet

CU05 and CX05 - Standard With 2 Grommets

Add for the following options (per unit):

	Options
PermaTuff edge (black only) - CU03	\$ 56.60
PermaTuff edge (black only) - CU04	\$ 73.80
PermaTuff edge (black only) - CU05	\$ 90.40
PermaTuff edge (black only) - CU06	\$ 108.10
3" casters	\$ 50.40
Keyboard tray	\$ 211.65
CPU1 holder	\$ 87.85
CPU holder	\$ 94.10

Always ships fully cartoned

Teacher's Desks/Vertical Files

D400/D500 Series Modular Teacher's Desk

Model	Height	Top Size	Shape	Cubes Each Ctn	Units Per Ctn	Lbs Each	Laminate	Special Laminate
D500	27" - 36"	30" x 60"	2 Ped.	29.0	1	198.1	\$ 926.95	\$ 994.45
D50X	27" - 36"	30" x 60"	2 Ped.	29.0	1	189.4	\$ 894.40	\$ 961.55
D5L0	27" - 36"	30" x 60"	Left Ped.	29.0	1	164.6	\$ 690.85	\$ 756.15
D5LX	27" - 36"	30" x 60"	Left Ped.	29.0	1	152.0	\$ 658.30	\$ 723.25
D5R0	27" - 36"	30" x 60"	Right Ped.	29.0	1	164.6	\$ 690.85	\$ 756.15
D5RX	27" - 36"	30" x 60"	Right Ped.	29.0	1	152.0	\$ 658.30	\$ 723.25
D5PX	27" - 36"	30" x 60"	No Ped.	29.0	1	118.5	\$ 564.10	\$ 628.20
D4L0	27" - 36"	30" x 48"	Left Ped.	23.4	1	147.2	\$ 679.30	\$ 733.15
D4LX	27" - 36"	30" x 48"	Left Ped.	23.4	1	134.5	\$ 635.75	\$ 689.20
D4R0	27" - 36"	30" x 48"	Right Ped.	23.4	1	147.2	\$ 679.30	\$ 733.15
D4RX	27" - 36"	30" x 48"	Right Ped.	23.4	1	134.5	\$ 635.75	\$ 689.20
D4PX	27" - 36"	30" x 48"	No Ped.	23.4	1	101.0	\$ 521.05	\$ 573.40



D5LX



D4L0

Standard Work Surface: Laminate ("X" = Without Center Drawer / "0" = With Center Drawer)

LTL Carton Surcharge: \$10.00 Net Add-On - D400 Series / \$12.00 Net Add-On - D500 Series

*Not available with Titanium frame finish

Add for the following options (per unit):

Options	Price
PermaTuff edge (black only) - D400 series	\$ 48.25
PermaTuff edge (black only) - D500 series	\$ 55.45
3" casters (Adjustable height extends up to 37")	\$ 50.40
CPU1 holder can be added if desk has one pedestal	\$ 87.85
CPU holder can be added if desk has one pedestal	\$ 94.10
Keyboard tray can be added if desk has no center drawer	\$ 211.65
00GT cable management grommet (1 each per desk)	\$ 22.60

T400/T500 Series Teacher's Desk

Model	Height	Top Size	Shape	Cubes Each Ctn	Units Per Ctn	Lbs Each	Laminate	Special Laminate
T500	30" Fixed	30" x 60"	2 Ped.	34.5	1	200.8	\$ 743.05	\$ 808.80
T50X	30" Fixed	30" x 60"	2 Ped.	34.5	1	197.0	\$ 710.50	\$ 775.95
T4L0	30" Fixed	30" x 48"	Left Ped.	27.8	1	146.0	\$ 581.50	\$ 634.45
T4LX	30" Fixed	30" x 48"	Left Ped.	27.8	1	144.0	\$ 548.95	\$ 601.65
T4R0	30" Fixed	30" x 48"	Right Ped.	27.8	1	146.0	\$ 581.50	\$ 634.45
T4RX	30" Fixed	30" x 48"	Right Ped.	27.8	1	144.0	\$ 548.95	\$ 601.65



T500



T4R0

Standard Work Surface: Laminate ("X" = Without Center Drawer / "0" = With Center Drawer)

LTL Carton Surcharge: \$10.00 Net Add-On - T400 Series / \$12.00 Net Add-On - T500 Series

*Not available with Titanium frame finish

Add for the following options (per unit):

Options	Price
PermaTuff edge (black only) - T400 series	\$ 48.25
PermaTuff edge (black only) - T500 series	\$ 55.45
Keyboard tray can be added if desk has no center drawer	\$ 211.65
00GT cable management grommet (1 each per desk)	\$ 22.60

Vertical Files

Model	Product Description	Product Dimensions	Shipping Dimensions	Lbs Each Ctn	Cubes Each	Price
FC02	2-Drawer Letter	28 3/8" H x 15" W	31" H x 17 1/2" W x 29 1/2" D	48.0	9.2	\$ 279.30
FC12	2-Drawer Legal	28 3/8" H x 18" W	31" H x 20 1/2" W x 29 1/2" D	54.0	10.8	\$ 301.25
FC04	4-Drawer Letter	52" H x 15" W	54 5/8" H x 17 1/2" W x 29 1/2" D	88.0	16.2	\$ 386.65
FC14	4-Drawer Legal	52" H x 18" W	54 5/8" H x 20 1/2" W x 29 1/2" D	95.0	19.0	\$ 437.25

Color: Black, Gray or Putty





26 1/2" deep file drawer for both letter and legal files

No LTL shipments - product must ship on truckloads only



Activity Tables

1200 Series Activity Tables

	Model	Top Size	Shape	Cubes Each Ctn	Units Per Ctn	Lbs Each Ctn	Laminate	Special Laminate
	1205	36" x 36"	Square	2.5	2	62.1	\$ 167.10	\$ 211.10
	1206	24" x 36"	Rectangle	1.8	2	40.9	\$ 129.30	\$ 158.50
	1207	30" x 30"	Square	2.5	2	46.0	\$ 149.95	\$ 181.00
	1210	24" x 48"	Rectangle	1.9	2	49.7	\$ 137.90	\$ 177.05
	1215	42" x 42"	Square	2.5	2	68.9	\$ 165.55	\$ 225.05
	1218	36" x 48"	Rectangle	5.1	1	68.9	\$ 190.15	\$ 248.45
	1220	30" x 48"	Rectangle	2.2	2	61.5	\$ 149.95	\$ 198.55
	1225	48" x 48"	Square	3.4	1	93.1	\$ 189.10	\$ 266.25
	1230	30" x 60"	Rectangle	5.0	1	75.5	\$ 182.70	\$ 243.45
	1235	24" x 60"	Rectangle	2.9	2	70.3	\$ 174.85	\$ 223.70
	1240	36" x 60"	Rectangle	5.8	1	89.2	\$ 204.00	\$ 276.55
	1246	24" x 72"	Rectangle	3.3	2	72.5	\$ 192.40	\$ 250.65
	1250	30" x 72"	Rectangle	5.8	1	89.5	\$ 204.95	\$ 277.45
	1260	36" x 72"	Rectangle	6.8	1	101.5	\$ 220.65	\$ 307.45
	1270	42" x 60"	Rectangle	6.6	1	99.6	\$ 244.40	\$ 329.20
	1275	48" x 72"	Kidney	8.6	1	110.2	\$ 318.35	\$ 434.30
	1276	48" x 72"	Horseshoe	8.6	1	112.1	\$ 375.10	\$ 491.55
	1277	60" x 66"	Horseshoe	9.6	1	125.7	\$ 387.60	\$ 520.90
	1280	48"	Round	3.4	1	78.1	\$ 189.10	\$ 266.25
	1281	42"	Round	2.5	2	65.2	\$ 176.65	\$ 236.25
	1282	36"	Round	2.5	2	49.9	\$ 157.75	\$ 201.65
	1285	48"	½ Round	1.9	2	43.3	\$ 141.80	\$ 180.95
	1286	60"	Round	8.4	1	110.5	\$ 281.25	\$ 401.75
	1290	30" x 60"	Trapezoid	4.3	2	52.5	\$ 189.10	\$ 249.95
	1291	24" x 48"	Trapezoid	1.9	2	39.8	\$ 157.75	\$ 197.10
	127H	60" x 66"	Horseshoe	9.6	1	121.0	\$ 387.60	\$ 520.90
	128F	60"	Flower	8.4	1	110.5	\$ 324.45	\$ 445.35
	128C	48"	Clover	3.4	1	76.0	\$ 213.50	\$ 290.90

Standard Worksurface: Laminate With T-Mold Edge Height: 22" - 29"
Glide Selection: Champion Nylon, Carpin FloorSaver or Steel
Primary Color Edge Band Available on 1200 Series Tables With No Upcharge

Add for the following options (per unit):

Full chrome legs	\$ 15.85
29" fixed height legs	\$ 19.25
Juvenile height legs, 18" - 27" adjustable	\$ -
Wheelchair accessible legs, 25" - 34" adjustable	\$ 22.60

Options

Full chrome legs	\$ 15.85
29" fixed height legs	\$ 19.25
Juvenile height legs, 18" - 27" adjustable	\$ -
Wheelchair accessible legs, 25" - 34" adjustable	\$ 22.60



Primary Colors Only
Available on 1200 Series
Tables With No Upcharge

Activity Tables

Add-Ons For 1200 Series Activity Tables

Model	Plywood	PermaTuff Edge (Black Only)	Comfort Edge (Black Only)
1205	\$ 75.15	\$ 41.80	\$ 62.80
1206	\$ 46.30	\$ 37.85	\$ 56.75
1207	\$ 70.60	\$ 37.85	\$ 56.75
1210	\$ 46.30	\$ 45.20	\$ 67.80
1215	\$ 92.45	\$ 53.15	\$ 79.70
1218	\$ 92.45	\$ 53.15	\$ 79.70
1220	\$ 92.45	\$ 49.20	\$ 74.85
1225	\$ 92.45	\$ 60.45	\$ 90.70
1230	\$ 141.70	\$ 56.50	\$ 84.80
1235	\$ 150.30	\$ 53.15	\$ 79.70
1240	\$ 132.95	\$ 60.45	\$ 90.70
1246	\$ 69.35	\$ 60.45	\$ 90.70
1250	\$ 184.90	\$ 64.45	\$ 96.60
1260	\$ 150.30	\$ 67.80	\$ 101.70
1270	\$ 132.95	\$ 64.45	\$ 96.95
1275	\$ 138.75	\$ 75.75	\$ 113.60
1276	\$ 138.75	\$ 71.25	\$ 106.85
1277	N/A	\$ 65.00	\$ 97.45
1280	\$ 92.45	\$ 47.45	\$ 71.25
1281	\$ 92.45	\$ 41.80	\$ 62.75
1282	\$ 75.15	\$ 35.60	\$ 53.40
1285	\$ 46.30	\$ 39.00	\$ 58.45
1286	N/A	\$ 59.35	\$ 89.05
1290	\$ 141.25	\$ 47.45	\$ 71.25
1291	\$ 46.30	\$ 37.85	\$ 56.75
127H	N/A	\$ 65.00	\$ 97.45
128F	N/A	\$ 59.35	\$ 89.05
128C	\$ 92.45	\$ 47.45	\$ 71.25



PermaTuff Edge
(Black Only)



Comfort Edge
(Black Only)

End Pedestal Tables/Folding Tables

End Pedestal Tables



1986



1990

Model	Top Size	Shape	Cubes Each Ctn	Units Per Ctn	Lbs Each Ctn	Laminate	Special Laminate
1910	24" x 48"	Rectangle	2.3	1	62.3	\$ 259.20	\$ 299.50
1920	30" x 48"	Rectangle	2.9	1	79.5	\$ 280.95	\$ 330.80
1930	30" x 60"	Rectangle	4.3	1	84.6	\$ 296.65	\$ 358.50
1935	24" x 60"	Rectangle	3.5	1	78.3	\$ 279.65	\$ 329.45
1940	36" x 60"	Rectangle	5.1	1	110.0	\$ 313.80	\$ 387.35
1946	24" x 72"	Rectangle	4.9	1	95.7	\$ 305.35	\$ 364.65
1950	30" x 72"	Rectangle	5.1	1	99.1	\$ 309.10	\$ 382.65
1960	36" x 72"	Rectangle	6.0	1	126.4	\$ 326.25	\$ 414.10
1965	36" x 96"	Rectangle	7.9	1	155.4	\$ 413.55	\$ 530.40
1970	42" x 60"	Rectangle	5.8	1	111.8	\$ 341.80	\$ 427.45
1986	60"	Round	7.7	1	128.0	\$ 374.65	\$ 496.00
1990	30" x 60"	Trapezoid	3.6	1	70.3	\$ 304.45	\$ 366.30

Standard Worksurface: Laminate With T-Mold Edge Height: 22" - 29"
Leg Insert Standard With Nylon Glide

Add for the following options (per unit):

3" casters


Always ships fully cartoned

Options

\$ 50.40

Model	Plywood	PermaTuff Edge (Black Only)	Comfort Edge (Black Only)
1910	\$ 46.30	\$ 45.20	\$ 67.80
1920	\$ 92.45	\$ 49.20	\$ 74.85
1930	\$ 141.70	\$ 56.50	\$ 84.80
1935	\$ 150.30	\$ 53.15	\$ 79.70
1940	\$ 132.95	\$ 60.45	\$ 90.70
1946	\$ 69.35	\$ 60.45	\$ 90.70
1950	\$ 184.90	\$ 64.45	\$ 96.60
1960	\$ 150.30	\$ 67.80	\$ 101.70
1965	N/A	\$ 81.05	\$ 124.60
1970	\$ 132.95	\$ 64.45	\$ 96.95
1986	N/A	\$ 59.35	\$ 89.05
1990	\$ 141.25	\$ 47.45	\$ 71.25

Folding Tables



1550

Model	Height	Top Size	Shape	Cubes Each Ctn	Units Per Ctn	Lbs Each Ctn	Laminate	Special Laminate
1530	22" - 29"	30" x 60"	Rectangle	4.3	1	63.4	\$ 218.10	\$ 279.20
1535	22" - 29"	24" x 60"	Rectangle	3.5	1	54.5	\$ 245.00	\$ 294.50
1547	22" - 29"	18" x 72"	Rectangle	5.0	1	51.0	\$ 276.65	\$ 321.65
1548	22" - 29"	24" x 72"	Rectangle	5.1	1	63.8	\$ 249.85	\$ 309.85
1550	22" - 29"	30" x 72"	Rectangle	5.1	1	77.3	\$ 235.70	\$ 308.55
1555	22" - 29"	30" x 96"	Rectangle	6.7	1	95.0	\$ 283.00	\$ 382.30
1560	22" - 29"	36" x 72"	Rectangle	6.1	1	87.1	\$ 250.15	\$ 337.20
1565	22" - 29"	36" x 96"	Rectangle	7.9	1	112.5	\$ 306.40	\$ 422.20

Standard Worksurface: Laminate With T-Mold Edge
Glide Selection: Champion Nylon, Carpin FloorSaver or Steel

Add for the following options (per unit):

PermaTuff edge (black only) - 1530

PermaTuff edge (black only) - 1535

PermaTuff edge (black only) - 1547

PermaTuff edge (black only) - 1548

PermaTuff edge (black only) - 1550

PermaTuff edge (black only) - 1555

PermaTuff edge (black only) - 1560

PermaTuff edge (black only) - 1565

Always ships fully cartoned

Options

\$ 55.45

\$ 52.15

\$ 55.45

\$ 60.45

\$ 63.25

\$ 77.60

\$ 66.50

\$ 81.50

Catalyst™ Tables

3/4" Standard Catalyst Table

Model	Top Size	Shape	Cubes Each	Units Per	Lbs Each	Laminate	Special
			Ctn	Ctn	Ctn		Laminate
2210	24" x 48"	Rectangle	2.5	1	47.8	\$ 303.80	\$ 344.10
2230	30" x 60"	Rectangle	3.8	1	72.4	\$ 344.40	\$ 406.25
2232	24" x 54"	Rectangle	2.8	1	57.4	\$ 334.70	\$ 379.70
2235	24" x 60"	Rectangle	3.1	1	66.5	\$ 338.85	\$ 388.65
2240	36" x 60"	Rectangle	4.5	1	84.5	\$ 409.90	\$ 483.45
2246	18" x 60"	Rectangle	2.4	1	49.4	\$ 307.55	\$ 345.05
2247	18" x 72"	Rectangle	2.9	1	57.6	\$ 335.15	\$ 380.15
2250	30" x 72"	Rectangle	4.6	1	86.3	\$ 413.10	\$ 486.65
2260	36" x 72"	Rectangle	5.4	1	96.7	\$ 422.00	\$ 509.85



2250

Standard Worksurface: Laminate With T-Mold Edge Fixed Height: 29"
3/4" MDF Core Top Thickness

1.5" x 1.5" Leg Size 1" x 2" Apron

Add for the following options (per unit):

Two 4" casters

Adjustable leg inserts (24" - 34")

PermaTuff edge (black only) - 2210

PermaTuff edge (black only) - 2230

PermaTuff edge (black only) - 2232

PermaTuff edge (black only) - 2235

PermaTuff edge (black only) - 2240

PermaTuff edge (black only) - 2246

PermaTuff edge (black only) - 2247

PermaTuff edge (black only) - 2250

PermaTuff edge (black only) - 2260

Always ships fully cartoned

Options

\$ 57.30

\$ 23.15

\$ 45.20

\$ 56.50

\$ 49.30

\$ 53.15

\$ 60.45

\$ 49.30

\$ 56.85

\$ 64.45

\$ 67.80

1 1/8" Standard Catalyst Table

Model	Top Size	Shape	Cubes Each	Units Per	Lbs Each	Laminate	Special
			Ctn	Ctn	Ctn		Laminate
2310	24" x 48"	Rectangle	2.5	1	61.6	\$ 312.95	\$ 353.25
2330	30" x 60"	Rectangle	3.8	1	95.7	\$ 360.25	\$ 422.10
2332	24" x 54"	Rectangle	2.8	1	75.0	\$ 348.50	\$ 393.50
2335	24" x 60"	Rectangle	3.1	1	87.9	\$ 353.20	\$ 403.00
2340	36" x 60"	Rectangle	4.5	1	112.8	\$ 427.20	\$ 500.75
2346	18" x 60"	Rectangle	2.4	1	63.6	\$ 317.20	\$ 354.70
2347	18" x 72"	Rectangle	2.9	1	74.0	\$ 345.55	\$ 390.55
2350	30" x 72"	Rectangle	4.6	1	114.8	\$ 430.40	\$ 503.95
2360	36" x 72"	Rectangle	5.4	1	129.5	\$ 442.30	\$ 530.15

Standard Worksurface: Laminate With T-Mold Edge Fixed Height: 29"

1 1/8" Particle Board Core Top Thickness

1.5" x 1.5" Leg Size 1" x 2" Apron

Add for the following options (per unit):

Two 4" casters

Adjustable leg inserts (24" - 34")

PermaTuff edge (black only) - 2310

PermaTuff edge (black only) - 2330

PermaTuff edge (black only) - 2332

PermaTuff edge (black only) - 2335

PermaTuff edge (black only) - 2340

PermaTuff edge (black only) - 2346

PermaTuff edge (black only) - 2347

PermaTuff edge (black only) - 2350

PermaTuff edge (black only) - 2360

Always ships fully cartoned

Options

\$ 57.30

\$ 23.15

\$ 45.20

\$ 56.50

\$ 49.30

\$ 53.15

\$ 60.45

\$ 49.30

\$ 56.85

\$ 64.45

\$ 67.80

Catalyst™ Tables

3/4" Heavy Duty Catalyst Table



3260

Model	Top Size	Shape	Cubes Each	Units Per	Lbs Each	Laminate	Special Laminate
			Ctn	Ctn	Ctn		
3210	24" x 48"	Rectangle	3.5	1	53.2	\$ 319.00	\$ 359.30
3230	30" x 60"	Rectangle	5.4	1	79.5	\$ 361.60	\$ 423.45
3232	24" x 54"	Rectangle	4.0	1	63.4	\$ 351.45	\$ 396.45
3235	24" x 60"	Rectangle	4.4	1	73.0	\$ 355.80	\$ 405.60
3240	36" x 60"	Rectangle	6.3	1	92.3	\$ 430.40	\$ 503.95
3246	18" x 60"	Rectangle	3.4	1	55.4	\$ 322.95	\$ 360.45
3247	18" x 72"	Rectangle	4.0	1	64.7	\$ 351.90	\$ 396.90
3250	30" x 72"	Rectangle	6.4	1	94.5	\$ 433.75	\$ 507.30
3260	36" x 72"	Rectangle	7.5	1	105.4	\$ 443.10	\$ 530.95

Standard Worksurface: Laminate With T-Mold Edge Fixed Height: 29"

3/4" MDF Core Top Thickness

2" x 2" Leg Size 1" x 3" Apron

Add for the following options (per unit):

Two 4" casters

Adjustable leg insert (24" - 34")

PermaTuff edge (black only) - 3210

PermaTuff edge (black only) - 3230

PermaTuff edge (black only) - 3232

PermaTuff edge (black only) - 3235

PermaTuff edge (black only) - 3240

PermaTuff edge (black only) - 3246

PermaTuff edge (black only) - 3247

PermaTuff edge (black only) - 3250

PermaTuff edge (black only) - 3260

Always ships fully cartoned

Options

\$ 57.30

\$ 23.15

\$ 45.20

\$ 56.50

\$ 49.30

\$ 53.15

\$ 60.45

\$ 49.30

\$ 56.85

\$ 64.45

\$ 67.80

1 1/8" Heavy Duty Catalyst Table

Model	Top Size	Shape	Cubes Each	Units Per	Lbs Each	Laminate	Special Laminate
			Ctn	Ctn	Ctn		
3310	24" x 48"	Rectangle	3.5	1	67.03	\$ 328.60	\$ 368.90
3330	30" x 60"	Rectangle	5.4	1	102.8	\$ 378.25	\$ 440.10
3332	24" x 54"	Rectangle	4.0	1	81.0	\$ 365.90	\$ 410.90
3335	24" x 60"	Rectangle	4.4	1	94.4	\$ 370.85	\$ 420.65
3340	36" x 60"	Rectangle	6.3	1	120.6	\$ 448.55	\$ 522.10
3346	18" x 60"	Rectangle	3.4	1	70.0	\$ 333.05	\$ 370.50
3347	18" x 72"	Rectangle	4.0	1	81.06	\$ 362.85	\$ 407.85
3350	30" x 72"	Rectangle	6.4	1	123.0	\$ 451.95	\$ 525.50
3360	36" x 72"	Rectangle	7.5	1	138.2	\$ 464.40	\$ 552.25

Standard Worksurface: Laminate With T-Mold Edge Fixed Height: 29"

1 1/8" Particle Board Core Top Thickness

2" x 2" Leg Size 1" x 3" Apron

Add for the following options (per unit):

Two 4" casters

Adjustable leg inserts (24" - 34")

PermaTuff edge (black only) - 3310

PermaTuff edge (black only) - 3330

PermaTuff edge (black only) - 3332

PermaTuff edge (black only) - 3335

PermaTuff edge (black only) - 3340

PermaTuff edge (black only) - 3346

PermaTuff edge (black only) - 3347

PermaTuff edge (black only) - 3350

PermaTuff edge (black only) - 3360

Always ships fully cartoned

Options

\$ 57.30

\$ 23.15

\$ 45.20

\$ 56.50

\$ 49.30

\$ 53.15

\$ 60.45

\$ 49.30

\$ 56.85

\$ 64.45

\$ 67.80

Accessories

Chair Dollies

Model	Description	Cubes Per	Units Per	Lbs Each
		Ctn	Ctn	Ctn
0160	2-Wheel	11.3	1	21.3
0161	4-Wheel for CS17 Chairs	7.7	2	29.0
0168	4-Wheel	1.3	5	17.0
0169	4-Wheel for A+/Collegiate	1.6	5	16.0

Available in black only

Price
\$ 133.90
\$ 239.65
\$ 93.75
\$ 100.50



Speaker and Demonstration Stands

Model	Height	Top Size	Cubes Each	Units	Lbs Each
			Ctn	Per Ctn	Ctn
5915	36" - 48"	18" x 24"	7.0	1	23.9
2500	27" - 40"	18" x 30"	18.3	1	56.4

2500 - Includes 4 casters

Add for the following options (per unit):

Special laminate (Wilsonart non-premium only) - 2500 only
Always ships fully cartoned

Price
\$ 226.50
\$ 352.65

Options
\$ 34.45



Pop-Up Power / Communication Terminal

Model	Cubes Per	Units Per	Lbs Each
	Ctn	Ctn	Ctn
PCS4	1.0	1	3.0

Available in black only

Dimensions: 5³/₄" wide x 5³/₈" deep
Slot Opening: 4¹/₂" wide x 4¹/₂" deep
Always ships fully cartoned

Price
\$ 209.15



Sliding Keyboard / Mouse Tray

Model	Cubes Per	Units Per	Lbs Each
	Ctn	Ctn	Ctn
00KB	1.5	1	12.0

Available in black only

Requires 22³/₄" width for installation
Holds regular or extended keyboard
Mouse pad extends from left or right
Always ships fully cartoned

Price
\$ 211.65



Wire Management Tray and Modesty Panel

Model	Height	Length	Cubes Per	Units Per	Lbs Each
			Ctn	Ctn	Ctn
WMP3	9"	21"	0.31	2	3.0
WMP4	9"	33"	0.42	2	4.3
WMP5	9"	45"	0.54	2	6.2
WMP6	9"	57"	0.68	2	7.7
WMT2	3"	21"	0.18	2	2.0
WMT3	3"	21"	0.18	2	2.0
WMT4	3"	33"	0.18	2	3.0
WMT5	3"	45"	0.26	2	3.7
WMT6	3"	57"	0.32	2	4.0
WMT7	2 ¹ / ₈ " x 1 ⁵ / ₁₆ "	18"	0.23	2	2.5
WMT8	2 ¹ / ₈ " x 1 ⁵ / ₁₆ "	24"	0.25	2	3.5

WMT2 is union tray that connects trays from table-to-table

Available in black only

Always ships fully cartoned

Price
\$ 62.70
\$ 75.30
\$ 81.55
\$ 90.30

\$ 33.75
\$ 36.40
\$ 41.45
\$ 45.15
\$ 50.20
\$ 31.35
\$ 33.85



Accessories/Replacement Parts

3" Wire Grommet



00GT

Model	Description	Units Per Ctn	Lbs Each Ctn	Price
00GT	3" Round	1	1.0	\$ 22.60

Available in black only
Retro-fit to any table
Always ships fully cartoned



CPU1



CPU

CPU Holder

Model	Cubes Each Ctn	Units Per Ctn	Lbs Each Ctn	Price
CPU1	1.6	2	6.5	\$ 87.85
CPU	0.7	1	8.2	\$ 94.10

Available in black only
CPU1 Dimensions: 18³/₄" height x 9¹/₂" width x 17¹/₂" length
Always ships fully cartoned

0021



0022



0023



Book Boxes for Tables and Desks

Model	# Boxes	Dimensions	Cubes Per Ctn	Lbs Each Ctn	Price
0021	Single	14 ¹ / ₂ " x 13 ⁵ / ₈ " x 4 ¹ / ₂ "	0.6	4.6	\$ 38.00
0022	Double	30 ¹ / ₈ " x 13 ¹ / ₂ " x 4 ¹ / ₂ "	1.2	8.6	\$ 59.40
0023	Triple	42 ¹ / ₄ " x 13 ¹ / ₂ " x 4 ¹ / ₂ "	1.2	11.5	\$ 79.60
0025	Double	32 ¹ / ₄ " x 17 ⁵ / ₈ " x 4 ¹ / ₂ "	1.2	10.8	\$ 65.25
0028	Wire Box	Box used on 94B6			\$ 57.40

Always ships fully cartoned

3" Casters for Computer Tables and Teacher's Desks



Model	Description	Units Per Ctn	Lbs Each Ctn	Price
629455	3" Round	1	2.0	\$ 50.40

Always ships fully cartoned

1200 Series Table Legs With Hardware

Model	Leg Height	Fits Table	Units Per Ctn	Lbs Each Ctn	Paint Ctn	Chrome Ctn
0341	25"-34" With Chrome Inserts	1200 Series	1	10.0	\$ 107.40	\$ 115.90
0343	18"-27" With Chrome Inserts	1200 Series	1	10.0	\$ 84.80	\$ 93.30
0344	22"-29" With Chrome Inserts	1200 Series	1	12.0	\$ 56.50	\$ 65.00
0345	29" Fixed Height	1200 Series	1	10.0	\$ 91.55	\$ 100.05

Replacement Parts

Replacement Table Tops

Shape	Top Size	Lbs Each		Special	
		Ctn	Laminate	Laminate	Laminate
Rectangle	18" x 72"	41.0	\$ 257.75	\$ 307.55	
Rectangle	24" x 36"	31.0	\$ 113.05	\$ 144.55	
Rectangle	24" x 48"	44.0	\$ 122.10	\$ 163.50	
Trapezoid	24" x 48"	27.0	\$ 141.35	\$ 183.25	
Rectangle	24" x 60"	56.0	\$ 158.25	\$ 210.00	
Rectangle	24" x 72"	64.0	\$ 175.25	\$ 236.75	
Square	30" x 30"	31.0	\$ 133.45	\$ 166.90	
Rectangle	30" x 48"	51.0	\$ 133.45	\$ 184.45	
Rectangle	30" x 60"	66.0	\$ 166.20	\$ 230.00	
Trapezoid	30" x 60"	41.0	\$ 171.80	\$ 235.85	
Rectangle	30" x 72"	78.0	\$ 187.65	\$ 263.70	
Rectangle	30" x 96"	85.0	\$ 264.50	\$ 368.70	
Square	36" x 36"	46.0	\$ 150.35	\$ 197.10	
Rectangle	36" x 60"	79.0	\$ 186.50	\$ 262.50	
Rectangle	36" x 72"	95.0	\$ 203.40	\$ 294.05	
Rectangle	36" x 96"	131.0	\$ 286.00	\$ 407.20	
Square	42" x 42"	66.0	\$ 149.20	\$ 211.45	
Rectangle	42" x 60"	103.0	\$ 226.05	\$ 315.00	
Square	48" x 48"	89.0	\$ 171.80	\$ 252.15	
Kidney	48" x 72"	96.0	\$ 298.45	\$ 420.00	
Horseshoe	48" x 72"	92.0	\$ 354.95	\$ 478.15	
Horseshoe	60" x 66"	92.0	\$ 366.25	\$ 506.45	
Round	36"	38.0	\$ 141.35	\$ 187.80	
Round	42"	49.0	\$ 159.40	\$ 221.90	
½ Round	48"	32.0	\$ 125.50	\$ 166.90	
Round	48"	66.0	\$ 171.80	\$ 252.15	
Clover	48"	64.0	\$ 195.55	\$ 276.60	
Round	60"	99.0	\$ 241.90	\$ 366.70	
Flower	60"	99.0	\$ 305.20	\$ 431.75	

Other Replacement Tops

Model	Top Size	Lbs Each		Special		
		Ctn	Solid Plastic	Laminate	Laminate	Plywood
2100	18" x 34"	13.0	N/A	\$ 50.90	\$ 72.70	\$ 119.70
2500	18" x 30"	14.0	N/A	\$ 59.05	N/A	N/A
7257/58	20½" x 22" x 14"	7.0	N/A	\$ 30.60	\$ 46.10	N/A
Various	18" x 24"	9.0	N/A	\$ 24.35	\$ 39.15	\$ 65.10
Various	20" x 26"	11.0	N/A	\$ 44.40	\$ 62.65	\$ 94.25
C503	20" x 24"	11.0	N/A	\$ 39.55	\$ 56.60	\$ 83.30
C800	18" x 48"	18.0	N/A	\$ 62.20	\$ 92.25	\$ 146.75
C803	20" x 48"	20.0	N/A	\$ 73.50	\$ 107.25	\$ 160.85
C810	24" x 48"	24.0	N/A	\$ 84.80	\$ 125.65	\$ 177.25
Solid Plastic	18" x 24"	12.0	\$ 73.85	N/A	N/A	N/A
Solid Plastic	14" x 19" x 26"	12.0	\$ 76.30	N/A	N/A	N/A
Solid Plastic	20" x 26"	14.0	\$ 96.10	N/A	N/A	N/A
Solid Plastic	20" x 36"	18.0	\$ 124.35	N/A	N/A	N/A

Teacher's Desk Replacement Tops

Model	Top Size	Cubes Per Ctn	Lbs/Each	Laminate	Special Laminate
D400, T400	30" x 48"	2.9	52.0	\$152.05	\$203.95
D500, T500	30" x 60"	4.3	67.0	\$187.65	\$251.80

Replacement Parts

Uniflex Polypropylene Shell

Model	Description	Lbs/Each	Price
0079	A+ Size Shell, Adult	3.5	\$ 40.70
0078	A Size Shell, Large	3.5	\$ 32.60
0075	B Size Shell, Medium	2.0	\$ 29.10
0071	C/D Size Shell, Small	1.5	\$ 27.95
0090	Collegiate Shell	5.4	\$ 47.65

Discover Polypropylene Shell and Bookbox

Description	Lbs/Each	Price
Discover A+ Size Shell	4.0	\$ 39.95
Discover A Size Shell	3.5	\$ 31.95
Discover B Size Shell	3.0	\$ 28.55
Discover C/D Size Shell	2.0	\$ 27.40
Discover DA0D Bookbox	6.0	\$ 41.50
Discover DAJG A+ Bookbox	8.0	\$ 45.30

Prodigy Polypropylene Shell and Bookbox

Description	Lbs/Each	Price
Prodigy A+ Size Shell	4.5	\$ 52.40
Prodigy A Size Shell	5.0	\$ 43.15
Prodigy B Size Shell	3.5	\$ 34.40
Prodigy C/D Size Shell	2.5	\$ 29.50
Prodigy Bookbox	5.5	\$ 43.00

Stool Tops

Model	Size	Lbs/Each	Price
0801, 0802	13" (Poly)	1.0	\$ 21.55
0804, 0805	13" (Solid Plastic)	5.0	\$ 33.90

Solid Plastic Seats and Backs

Model	Lbs/Each	Price
"A+" Seat	7.0	\$ 54.90
"A" Seat	6.0	\$ 37.90
"B" Seat	4.0	\$ 35.60
"A+" Back	5.0	\$ 36.75
"A" and "B" Back	3.0	\$ 24.35

Miscellaneous Parts

1¼" glide, swivel, nickel plated for 1 1/8" tube (steel, nylon or self-adjusting)	\$ 1.45
1¼" glide, swivel, nickel plated for 1 1/8" tube (non-skid)	\$ 1.70
Snap-on floor saver glide cap (P/N 629473)	\$ 1.15
Snap-on bevel carpet cap to fit floor saver glide (P/N 62060C)	\$ 1.15
Q-ball glide (P/N 62090U-S for 1"; P/N 62010U-S for 1 1/8")	\$ 1.60
Glide removal tool (P/N 899999)	\$107.40
2" diameter rubber wheel caster for teacher's chair (170990)	\$ 6.80
2" dual wheel nylon free-rolling caster for gas lift chairs (P/N 629324)	\$ 4.50
2" dual wheel rubber free-rolling caster for gas lift chairs (P/N 614200)	\$ 5.65
7" rubber wheels for 2 wheel (0160) dolly (P/N 624600)	\$ 15.85
Gas cylinder for pedestal swivel chair (P/N 629456)	\$ 22.60
Quick plate for table	\$ 2.30
Paint (spray can): black, chardark, putty or titanium	\$ 20.40
Insert package (student desks)	\$ 33.90
2100 modesty panel (poly)	\$ 17.00
CT42 riser set legs (P/N 03RL)	\$ 96.75
Archetype polypropylene bookbox	\$ 43.00

Color Selections

Frame Finish:

Black (7)
Chardark (2)
Chrome (5)
Putty (3)
Titanium (4)

Laminate / Plywood:

Bannister Oak (8)	Wilsonart 7806-60
Beige Nebula (8F)	Wilsonart 4624-60
Flame Soapstone (M2)	Wilsonart 4884-38
Fusion Maple (7M)	Wilsonart 7909-60
Grey Glace (18)	Wilsonart 4142-60
Grey Nebula (69)	Wilsonart 4622-60
Montana Walnut (1L)	Wilsonart 7110T-60
Mystique Marsh (D8)	Wilsonart 4763-60
Mystique Night (F2)	Wilsonart 4760-60
Nepal Teak (72)	Wilsonart 7909-60
Wild Cherry (4S)	Wilsonart 7054-60
Windsor Mahogany (63)	Wilsonart 7039-60
Woodland Rose (16)	Wilsonart 7852-60

Primary Color Laminate:

Green (42)	Wilsonart D365-60
Hollyberry (13)	Wilsonart D307-60
Royal Blue (6H)	Wilsonart D26-60
Yellow (39)	Wilsonart D341-60

Solid Plastic Worksurface:

Beige (4)	Rectangle, 18" x 24"	
Grey (K)	Rectangle, 18" x 24"	
Sugar Maple (D)	Rectangle, 18" x 24"	
Beige (4)	Rectangle, 20" x 26"	
Grey (K)	Rectangle, 20" x 26"	
Sugar Maple (D)	Rectangle, 20" x 26"	
Beige (4)	Rectangle, 22" x 28"	Prodigy Line
Grey (K)	Rectangle, 22" x 28"	Prodigy Line
Sugar Maple (D)	Rectangle, 22" x 28"	Prodigy Line
Beige Nebula (4)	Soft Rectangle, 20" x 26"	Prodigy Line
Grey Nebula (K)	Soft Rectangle, 20" x 26"	Prodigy Line
Maple (D)	Soft Rectangle, 20" x 26"	Prodigy Line
Beige Nebula (4)	Teaming, 20" x 26"	Prodigy Line
Grey Nebula (K)	Teaming, 20" x 26"	Prodigy Line
Maple (D)	Teaming, 20" x 26"	Prodigy Line

Color Selections

Prodigy Shell / Box Colors:

Azure Blue (Z)	Onyx (D)
Cabernet (C)	Purple (U)
Evergreen (E)	Ruby Red (V)
Indigo (M)	Sunflower (S)
Lilac (P)	Taupe (T)

Discover Shell / Box Colors:

Azure Blue (Z)	Indigo (M)	Ruby Red (V)
Burgandy (B)	Lilac (P)	Taupe (T)
Emerald Green (9G)	Onyx (D)	Teal (A)
Evergreen (E)	Purple (U)	Yellow (Y)
Graphite (G)	Royal Blue (9B)	

Archetype Box Colors:

Azure Blue (Z)	Indigo (M)	Ruby Red (V)
Burgandy (B)	Lilac (P)	Taupe (T)
Emerald Green (9G)	Onyx (D)	Teal (A)
Evergreen (E)	Purple (U)	Yellow (Y)
Graphite (G)	Royal Blue (9B)	

Uniflex Shell Colors:

USE UNIFLEX COLORS
FOR THE COLLEGIATE LINE,
HIGH DENSITY STACKER
AND MODESTY PANEL ON STUDY
MASTER DESK

Black (8)	Gray (K)	Royal Blue (9B)
Brown (1)	Hollyberry (H)	Sand (3)
Burgundy (B)	Hunter Green (9A)	Teal (A)
Dutch Blue (7)	Larkspur (L)	Wildrose (W)
Emerald Green (9G)	Navy (N)	Yellow (Y)
Graphite (G)	Purple (U)	

Solid Plastic Seats / Backs:

Black (8)
Burgundy (B)
Cranberry (C)
Gray (K)
Hunter Green (9A)
Navy (N)
Sand (3)
Teal (E)

Fabric / Upholstery:

Black Marble (M)
Carbon Black (L)
Garden (G)
Heath (V)
Hydrangea (U)
Khaki (F)
Ming Red (R)
Scarlet (S)
Titan Blue (T)
 Cordon Bleu
 Grape

Please Note:

Authorized Dealers:

Artco-Bell products are sold exclusively by authorized dealers. Possession of a price list does not constitute a contract for sale or purchase.

Pricing and Terms:

All pricing is FOB Artco-Bell Corporation and excludes freight, delivery, and installation. All pricing is based on current price book. Discounting will be according to current dealer agreement, unless a quote number is issued. The quote number must be provided at PO submission for discounting to be allowed and the PO must reflect the bid pricing. Failure to include correct bid quote and pricing at the time of PO submission, will result in standard negotiated dealer discounting. Pricing in accordance with state or district contractual obligations shall be subject to annual review under conditions of said contract. No contracts will be considered without an escalation clause. All pricing shall be reflective of the current price book, and shall expire upon the release of updated price lists.

Terms are 1% 10 days, net 30 days. Payment must be received within 10 days of invoice date to receive the 1% discount. Customers in arrears with accounts receivable may be placed on "credit hold". "Credit hold" will prevent dealers from receiving or scheduling any shipments until the account is reconciled and current. A late payment fee may be applied to any account that is extended beyond terms.

Order Placement and Acknowledgments:

All orders should be placed with complete information, i.e. color, frame, material, and finish. Incomplete orders will be returned to the dealer on a form showing the missing information and requesting satisfying criteria. Orders will not be processed without complete information. No production will be scheduled until all criteria are met. Product will be built in accordance to lead times when it is entered into our system. When product must be shipped in cartons, a carton quantity must be specified. If a product ships in cartons, in quantities of 5, the order must reflect a correct multiple of that quantity. Orders not specifying a correct multiple will be sent back to the dealer for correction.

Discounting will be according to current dealer agreement, unless a quote number is issued. The quote number must be provided at PO submission for discounting to be allowed and the PO must reflect the bid pricing. Failure to include correct bid quote and pricing at the time of PO submission, will result in standard negotiated dealer discounting.

All orders are acknowledged via email after they are entered. Acknowledgment shows our interpretation of your order. Please check quantity and descriptive information for any discrepancies. The acknowledgment states estimated completion, product, and pricing. Please notify Artco-Bell Corporation of any discrepancies immediately.

Change Orders and Cancellations:

Revisions made after production has begun will be subject to up charge. Orders cancelled or changed within 15 working days of acknowledge date will be charged 25% of the cancelled product price. Any special costs incurred by Artco-Bell Corporation will be passed through to the dealer.

Return and Restock:

Returns must have management approval and shall be accompanied by a "return authorization". Return authorizations expire in 90 days from the date of issue. Product must be in an unused, sellable condition before credit is considered. Return freight shall be the responsibility of the dealer. Product submitted for "restock" must be in unused, sellable condition. Restock fees of 25% shall be applied to restocked product. Special order product will not be accepted without written approval by an officer of Artco-Bell Corporation.

Shipment Terms:

All orders shall be shipped prepaid, unless specified, by Artco-Bell Corporation's carrier of choice. "Best way" shipping will be used. Pricing on shipments is an estimate and may vary by special charges incurred due to the consignee. These are estimates and additional charges are the responsibility of the dealer. Shipments outside of the continental U.S. should be pre-arranged by the dealer and **a service fee of \$100 will be charged to the shipment.**



Please Note (Cont.):

Shipment Terms (Cont.):

LTL shipments should be dock-to-dock. Any special delivery considerations are the responsibility of the consignee. This includes any accessorial charges billed by the carrier. LTL shipments may also be subject to a packaging surcharge. LTL shipments will incur a 2% product surcharge or a \$10.00 minimum per order. This will be calculated and applied to the order at invoicing.

Delivery dates are the responsibility of the carrier unless otherwise agreed to between Artco-Bell Corporation and the consignee. No expenses will be incurred by Artco-Bell Corporation for missed delivery appointments. Delivery scheduling should be handled between the dealer and the carrier. All expenses incurred due to detention or other factors, caused by the consignee, shall be the responsibility of the dealer. If the delivery location is not ready for receipt of a shipment, all charges incurred by the freight company will be passed on to the dealer. If the shipment returns to Artco-Bell Corporation, the costs for handling and restocking will be billed back to the dealer, along with an administrative fee of 5% of the order total.

“Live loads” will be charged a service fee of \$150.00 per load. “Prepay & add” loads will be charged a service fee of \$150.00 plus freight charges per load. Containers (40 ft. & 20 ft.) will be assessed a “live load” fee of \$75.00 per load. Artco-Bell Corporation will handle all damages or shortages on “prepay & add loads” and “live loads”. Due to dock space, “live loads” must meet appointment times and only four “live loads” will be permitted per day on a “first come - first serve” basis. The carrier will not be guaranteed immediate attention if the appointment is missed. **If a “live load” is over one hour late, a late fee of \$100 will be charged to the load. If a “live load” is over two hours late, the \$100 late fee will be charged and the load will be rescheduled for the following day.** “Live loads” will take a minimum of 3 hours to load. Artco-Bell Corporation will not be responsible for any expenses incurred by the scheduling dealer if an appointment time is not met. All scheduling and coordination of 3rd party carriers must be arranged by the dealer.

Shipment Damages:

All shipments should be carefully inspected at the time of delivery by the consignee. Any damages should be noted on the bill of lading at the time of delivery. Any additional damage found should be reported immediately. Concealed damage must be reported within 15 days of receipt of shipment. Damaged freight must be held at the point of delivery, along with original packaging to be considered for a claim. Shipments left unopened for a period of more than 15 days will not be considered for claim or replacement. **Shipment liability shall cease after 15 days of delivery.**

Shipment Shortages:

Shortages not reported within 10 days of shipment receipt will not be honored for a claim.

Care and Use Instructions:

Products should be inspected on a regular basis. Items with adjustability should be inspected and fasteners should be checked for proper adjustment regularly. Inspection should include verifying there are no loose, or missing, screws, rivets, or other fasteners. Products should also be checked for cracks, fatigue, or broken welds. Any product showing signs of damage should be removed from service immediately and the furnishing dealer should be notified. Repairs should be made only with factory authorized parts.

Warranty:

Artco-Bell Corporation extends warranty on products, for a period of 15 years from date of purchase, to the original purchaser. Artco-Bell Corporation guarantees that product will be free of defects in material and workmanship. Product failure will be repaired or replaced, at the discretion of Artco-Bell Corporation. **All expenses related warranty of products and installation MUST be pre-approved by Artco-Bell Corporation.** Products should only be used for their intended purposes. Abuse and misuse of product will void any warranty. Cosmetic flaws caused by normal wear and tear are not covered under warranty. Unapproved alterations, or alterations performed by an unauthorized individual shall void any warranty. **Painted sled combination desks are not covered under warranty.** A sample of the defective product may be required for inspection for product to be considered for warranty. **All defective products must be removed from use, unless approved by Artco-Bell Corporation. Artco-Bell Corporation will not be responsible for damages caused by the use of defective products.** Artco-Bell Corporation assumes no liability for damages on flooring that has not been maintained to the standards set by the flooring manufacturer and implies no warranty to glides used on flooring not maintained to manufacturer's standards.





1302 Industrial Blvd. • Temple TX 76504 • 877.778.1811 • 254.778.1431 (fax) • artcobell.com