

January 1, 2009
800-454-9796





Ordering C.O.M., C.O.L., and C.O.V.	BONDUEL, GREEN BAY, LAVERNE, and TUPELO	2
	Shipping Location	4
360°® Classroom Furniture	General Information	6
	Torsion® Seat	8
	Dorsal® Seat	10
	Wood Seat	12
	Intellect Wave™	14
	Accessories	16
Dorsal® Student Desk	General Information	18
	Upholstered	20
	Unupholstered	22
Dorsal® 1090 Chairs	General Information	24
Intellect® Activity Tables	General Information	26
	Activity Tables	28
Dorsal® 1090 Chairs	Unupholstered - Armless and Tablet Arm	36
	Unupholstered - Oversized and Laptop Tablet Arm	38
	Upholstered - Armless and Tablet Arm	40
	Upholstered - Oversized and Laptop Tablet Arm	42
Intellect® Classroom Furniture	General Information	44
	Chairs	46
	Double-Entry Desks	48
	Compact Double-Entry Desks	50
	Desks	52
	ADA Desks	56
	Two-Student Tables Desks	58
	Accessories	60
Intellect Wave™ Classroom Furniture	General Information	62
	Cantilever Chair	66
	4-Leg Chair	68
	Combination Chair/Desk	70
	Double Entry Desk	72
	Tablet Arm Chair	74
	Pedestal Chair	76
	Dolly	78
	General Information	80
	Cantilever Chair	86
	4-Leg Chair	88
	Music Chair	90
	4-Leg Chair with Casters	92
	Task Chair	94
	Task Stool	96
	Cafe Stool	98
	Dolly	100
	Cantilever Desk	102
	4-Leg Desk	104
	Trapezoid Desk	106
	Two-Student Desk	108
	Combination Desk	110
	Double Entry Desk	112
	XL Double Entry Desk	114
	Tablet Arm Chair	116
Ivy League™ Classroom Furniture	General Information	118
	Series 10 Posture Chairs	122
	Series 20 Open-Front Desk	124
	Series 30 Lift-Lid Desk	126

	Series 40 Study Desk	128
	Series 50 Laminate Top Desk	130
	Series 56 Combination Chair/Desk	132
	Series 58 Double-Entry Desk	134
	Series 61 Combination Chair/Desk	136
	Series 90 Tablet Arm Chair	138
	Series ST Stools	140
	Series TC Teacher's Chairs	142
Ivy League™ Plus Classroom Furniture	General Information	144
	Series 10 - Posture Chairs	146
	Series TC -Teacher's Chairs	148
Ivy League™ Max Classroom Furniture	General Information	150
	Series 56 Combination Chair/Desk	152
	Series 58 Double-Entry Desk	154
	Series 61 Combination Chair/Desk	156
	Series 90 Tablet Arm Chair	158
Instruct™ Specifications	Instruct™ Specifications	160
Instruct™ Classroom Furniture	All Terrain® Instructors Desk	162
	All Terrain® Mobile Instructors Desk	164
	700 Series® Instructors Desk	166
	WorkZone® Instructors Desk	168
Index	Index	170



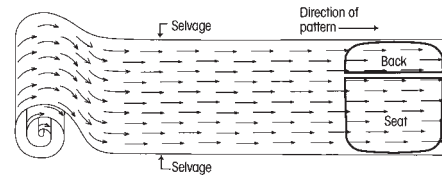
How to Specify C.O.M. Upholstery

Textile designs often have intricate patterns. Not all individuals will interpret fabric direction in the same manner.

As a standard procedure, KI cuts fabrics off the roll in a horizontal fashion as shown in Diagram A at the right. By cutting in this fashion, most waste is eliminated. Our requirements for yardage in this book are based on this type of cutting. When directional or patterned fabrics are used, they often require more yardage than solid colors.

By providing KI with a completely filled-out copy of the form on this page, we will be able to expedite your order. We find it particularly helpful with directional or patterned upholstery material. It is critical that copies of this form accompany test quantities as well as production quantities of C.O.M.

C.O.M. must be supplied in continuous yardage.



C.O.M., C.O.L. and C.O.V. Testing

KI will require for testing actual yardage to upholster one chair. The testing requirements depend on which chair you have selected on your order.

Test samples will be applied to the order and will be held for 6 months if needed. After 6 months, the sample can no longer be applied to your order. For all products to be tested, send test samples for approval to:

KI
1330 Bellevue Street
Green Bay, WI 54302
Attn: C.O.M. Specialist

To expedite the procedure, attach a copy of the "C.O.M. Information Form" on this page.

All C.O.M., C.O.L. and C.O.V. must be labeled with the purchase order number.

C.O.M., C.O.L. and C.O.V. Production

Customer's fabrics and leathers must be approved prior to acceptance for production. Upon test approval, a 1" square sample swatch of upholstery material must accompany the order. KI assumes no responsibility for wear, defects or performance of customer's own fabrics, vinyl or leather. C.O.M., C.O.L. and C.O.V. orders are available on a deferred delivery basis.

Orders for production of C.O.M., C.O.L. and C.O.V. upholstered products are not scheduled for processing until upholstery material is received. Upon receipt, KI will provide an acknowledgement and an estimated shipping date.

KI recommends that leather be ordered in yardage. Leather must be usable. The outer edges cannot be calculated as square feet or yardage.

The C.O.M., C.O.L. and C.O.V. yardage requirements accompanying products in the pricing section are for 10 chairs/seats or less, 54" wide nondirectional material. On larger orders, less material is required.

For exact production yardage requirements, call 1-800-424-2432, ext. 2707.

C.O.M., C.O.L. and C.O.V. Order Processing

For products shipped from Green Bay, WI facility, ship upholstery material to:

KI
Attn: C.O.M. Storage
1330 Bellevue Street
Green Bay, WI 54302

For products shipped from Tupelo, MS facility ship material to:

KI Tupelo
Attn: C.O.M. Storage
2112 South Green Street
Tupelo, MS 38801

For products shipped from Bonduel, WI facility, ship material to:

KI
Attn: C.O.M. Storage
204 West South Street
Bonduel, WI 54107

For products shipped from LaVerne, CA facility, ship material to:

Impress/Kismet/Medical & Laboratory Stools
Attn: C.O.M. Storage
2009 Wright Ave.
LaVerne, CA 91750

Intricate Patterns

In the event of specific requirements for positioning of intricate patterns or pattern repeats on seats and backrests, provide a sketch noting requirements, as in Diagram B, along with materials for testing, and with the order.

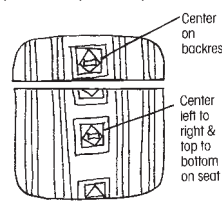


Diagram B

Treated Materials

If C.O.M. requires processing such as Scotchgard® or acrylic backing, it often shrinks. To prevent delays in delivery or back ordering due to shrinkage, please have your processor remeasure after processing and assure adequate yardage shipment.

Split Orders

If a portion of the shipment which does not require C.O.M., C.O.L. or C.O.V. applications is to be processed and shipped early, KI will enter the order immediately at your request. These split shipments are subject to minimum order changes.

Contact the C.O.M. Specialist at 1-800-424-2432, ext. 2707, with questions or to verify a split order.

Excess Upholstery Material

KI will dispose of excess upholstery material at the time of shipment unless expressly requested to return it with the product shipment.

Cancelled or Changed Orders

KI assumes no responsibility for extra C.O.M., C.O.L. or C.O.V. material due to a change of upholstery or cancellation of an order. It is the customer's responsibility to arrange for return of this material.

C.O.M., C.O.L and C.O.V. Information Form

A copy of this form should accompany test requests and production orders. Please fill it out completely, and, if your order has been acknowledged, provide the acknowledgement number.

Purchasing Agent (Dealer or buying organization) _____
Attention _____
Address _____
City _____ S _____ tale _____ Zip _____
Project Name _____
Type of seating and number of units of each type _____


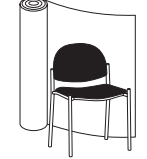
Please see information below and check the appropriate box.

- Submitted for testing. Test approved. Submitted for production.

Purchase Order Number _____ KI Acknowledgement Number _____

In all instances, send this form to the C.O.M. Specialist.

- A Selvage Top and Bottom B Selvage Side and Side





C.O.M. SHIPPING LOCATION

**Architectural Walls**

Genius Wall MN
Systems Wal..... MN

Classroom Furniture

360 Classroom FurnitureBW
Dorsal I090 Chairs GB
Dorsal Student Desks GB

Desking

700 Series Desking..... KP
Balance Overheads.....MN
Genesis Desking..... MN
True Desking KP
Universal Overheads MN
WorkZone Desking..... MN

Files & Storage

E-Series Pedestal Cushion..... GB
700 Series Pedestal Cushion GB

Fixed Seating

Aria Auditorium Seating.....BW
Concerto Auditorium Seating.....BW
Fixed Pedestals..... GB
Jury Base Seating..... GB
Lancaster Auditorium SeatingBW
Sequence Seating..... GB
University Seating GB

Panel Systems

All Terrain KP
Balance Overheads..... KP
Flexible WorkSpaceBW
ProsperAG*
System 3000 MN
Universal Overheads MN
Wireworks MN

Residence Hall Furniture

RoomScape Furniture MN

Seating

100 Series Folding Chairs..... TM
300 Series Folding Chairs..... TM
600 Series Stools..... TM
700 Series Folding Chairs..... TM
800 Series Stools..... TM
1000 Series GB
Aerdyn Guest SeatingHN
Albany Auditorium SeatingBW
Arisa LoungeHN
Aston Guest Seating.....HN
Auditorium Folding Chairs TM
Bantam Guest Seating.....HN
Briar Multiple & Healthcare SeatingHN
Bruen Lounge Seating.....HN
Canaan Guest SeatingHN
Cinturon Lounge & Professional Seating.....HN
Cody Lounge Seating.....HN
Comfort Line Folding Chairs TM
Dance Nesting & Task Chairs.....BW
Daybed SofasHN
Daylight Stacking Chairs GB
Dorsal Stacking & Tandem Seating..... GB
Eden Healthcare SeatingHN
Engage Task Chairs & Stools..... GB
Eton Lounge SeatingHN
Flex Multiple & Healthcare SeatingHN
Front Row Seats (Silk Screening) TM
GateOne Public SeatingBW
Glimmer Stacking & Task HB
Grand Salon Lounge Seating & Benches.....HN
Hancock Benches.....HN
Impress Task ChairsLV
Impress Ultra Task Chairs.....LV
Impulse Task Chairs GB
Ivey Lounge & Guest SeatingHN

Jessa Lounge Seating.....HN
Kismet Task/Guest Chairs & Stools.....LV
Kurv BenchesHN
LaResta Day Beds.....HN
Lido Lounge SeatingHN
Lola Lounge Seating.....HN
Maestro Stacking Chairs..... GB
Matrix Stacking Chairs..... GB
Mechanical Adjustable Stools..... TM
Medical & Laboratory StoolsLV
Mesa Lounge & Task Seating HN
MI6 Nesting Chairs..... GB
Neena Lounge Seating & BenchesHN
Perry Stacking Chairs GB
Perth Multiple & Healthcare SeatingHN
Piretti 2000 Series Seating..... GB
Piretti Stacking Chairs.....GB
Pomfret Lounge & Guest SeatingHN
Promenade Seating System.....BW
Quatro Guest SeatingHN
Rapture Stacking Chairs & Stools..... GB
Relax Lounge Seating.....HN
Rose HealthcareBW
Silhouette Stacking Chairs & Stools.....BW
Soltice Multiple, Healthcare & GuestHN
Strive Stacking & Task..... GB
Teacup Lounge SeatingHN
Three Multiple, Healthcare & Lounge.....HN
Torsion-on-the-Go Nesting Chairs..... GB
Torsion Stacking and Task Seating GB
Versa Stacking Chairs & Stools..... GB
Warren Healthcare SeatingBW

Site Furnishings

LogixBW

KI Manufacturing Sites - Customer's Own Material Shipment Manufacturing Site Addresses

BW

KI Bonduel
Attn: COM Storage
204 West South St.
Bonduel, WI 54107

KP

KI Pembroke
Attn: COM Storage
1000 Olympic Dr.
Pembroke, Ontario K8A6X7

AG*

Contact KI at
1-800-424-2432

GB

KI Green Bay
Attn: COM Storage
1330 Bellevue St.
Green Bay, WI 54302

HB

Glimmer
Attn: COM Storage
15731 Graham St.
Huntington Beach, CA 92649

LV

Impress/Impress Ultra/
Kismet/Medical Stools
Attn: COM Storage
2009 Wright Ave.
LaVerne, CA 91750

HN

KI-HN
Attn: COM Storage
217 Field Avenue
High Point, NC 27263

MN

KI Manitowoc
Attn: COM Storage
1400 S. 41st St.
Manitowoc, WI 54220



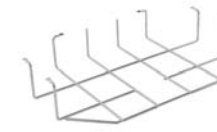
Torsion® Seat (360T)



Dorsal® Seat (360D)



Wood Seat (360W)

Intellect Wave™
(360I)Wire Book Rack
(360WBR)Plastic Book Box
(360PBR)

Features

High-pressure laminate top	•	•	•	•
14-gauge steel frame	•	•	•	•
Weight activated rear rollers	•	•	•	•
Depth adjustable top	•	•	•	•
Height adjustable seat	•	•	•	•
Swivel seat	•	•	•	•
Articulating back rest	•	•	•	•
Upholstered option	•	•	•	•
Auto seat return option	•	•	•	•
Accepts book box (square or rect tops only)	•	•	•	•

Dimensions

Overall width	24"	24"	24"	24"
Overall depth - with rectangular top	38" - 42"	38.25" - 42.25"	36" - 40"	36" - 40"
Overall depth - with square & round top	40" - 44"	40.25" - 44.25"	38" - 42"	38" - 42"
Worksurface height	30"	30"	30"	30"
Worksurface dimensions - rectangular	24"W x 20"D	24"W x 20"D	24"W x 20"D	24"W x 20"D
Worksurface dimensions - square	24"W x 24"D	24"W x 24"D	24"W x 24"D	24"W x 24"D
Worksurface dimensions - round	24" diameter	24" diameter	24" diameter	24" diameter
Seat height	16" - 20.5"	16.5" - 21"	14.25" - 18.75"	15" - 19.5"
Seat dimensions	18"W x 18"D	19"W x 17 1/2"D	17-1/2"W x 16"D	17-1/2"W x 17"D
Belly distance - with rectangular top	14.5" - 18.5"	14.5" - 18.5"	13" - 17"	15" - 19"
Belly distance - with round top	11.5" - 15.5"	11.5" - 15.5"	10" - 14"	12" - 16"
Belly distance - with square top	12.5" - 16.5"	12.5" - 16.5"	11" - 15"	13" - 17"

Dimensions

Overall width	23"	23"
Overall depth	12"	12"
Worksurface height	4"	4"

SPECIFICATIONS

Torsion® Seat

Seat and Backrest

Seats and backrests are molded compound curved polypropylene with a textured finish. Seat is two-piece construction. Upholstered chairs have partially exposed polypropylene surfaces. Fabric is upholstered over 9/16" foam on the backrest and 15/16" on the seat.

Backrest Supports

Two die-cast aluminum backrest supports attach the backrest to the Torsion® mechanism. A steel tube is cast into each backrest support for added strength.

Torsion® Mechanism

The back flex is achieved by the Torsion® mechanism. It consists of two flat torsion springs captured at both ends by brass bushings which in turn engage with the backrest supports. The Torsion® mechanism creates gradually increasing resistance over the full

12° of back flex.

Design

Designed by Giancarlo Piretti and manufactured in the USA by Krueger International, Inc. under license from Pro-Cord S.p.A.

Dorsal® Seat

Seat and Back

Two-piece injection-molded thermoplastic seat and backrest with textured seat and backrest surface, on front only. Seat and backrests are joined by a maintenance-free steel hinge with integral spring mechanism. The hinge to be covered with high-strength plastic bellows. Upholstered chairs have fabric covered, extra thick, soft foam backrest and seat cushions fastened to an inner shell. Four molded-in sills on underside of seat attach to spider with hi-lo screws.

Design

Designed and developed by Emilio Ambasz and Giancarlo Piretti for OPENArk B.V.

Manufactured in the USA by Krueger International, Inc. under license from OPENArk B.V. Dorsal® is a registered trademark of OPENArk B.V. and is used under license by Krueger International, Inc.

Wood Seat

Seat construction shall consist of a formed, maple species wood laminate seat with handle and book bag hook geometry incorporated into the back of the shell. Attachment hardware shall be flush mounted with top surface for comfort.

Intellect Wave™

Shell

One-piece contoured shell shall be made of static-free, high-impact polypropylene. Colorfastness ensured through complete color impregnation throughout the molded part. Strength and durability shall be assured through an engineered internal structural cavity which eliminates the need for unsightly ribs on the back of the shell. Rolled edges for

comfort and strength. Textured front and back. Wide, ergonomic handle molded into chair back for ease of mobility. Shell fastens to frame with six 3/16" multi-grip, high-strength steel rivets.

Seat Height Adjustment

Seat height adjustment shall be available via pneumatic cylinder. Lever-controlled pneumatic height adjustment has infinite height selection within the range. Seat swivel shall be standard. An optional auto height, auto return cylinder is lever-controlled pneumatic height adjustment with infinite height selection within a range and returns seat to the highest forward position when unoccupied, leaving an orderly look to any room.

Worksurface

Worksurface construction shall be 3/4", 45# density, MDF worksurface with .030' laminate, .020" paper backer, and 74P PVC edge. Square and rectangular worksurfaces shall have comfort curve on user side and 1.5" radius corners. Tops are predrilled.

Worksurface depth adjustment shall allow for 4" of belly room adjustment via holes in the spider plate and metal inserts in the worksurface

Frame

Desk frame shall consist of one unitized welded frame consisting of a 1.00" x 3.00" x 14-gauge elliptical steel tube, 1.75" OD x 14-gauge round steel tubing, 13 ga. formed pipe, and a 0.250" thick steel plate. The 13 ga. steel tube is formed to a taper to accept the pneumatic cylinder for the seat.

Front and Rear Rollers

Front and rear rollers embedded in a grey TPU overmold to reduce floor marring. Front roller orientation with die-cast aluminum housing shall allow wheelbarrow type movement of desk when seat is lifted. Weight-activated rear roller orientation in die diecast aluminum housing shall allow desk rotation around worksurface column. Rear rollers compress when desk is occupied transferring the weight

to three glides preventing movement. Glides will have a non-skid grey base.

Finishes

Metal surfaces are finished with baked-on, electrostatically-applied, 30 sheen epoxy powder coating.

Wire Book Rack

Wire book rack construction is of .250" diameter steel wire.

Plastic Book Box

Plastic book box construction is of .150" thick thermal-formed polystyrene.

INFORMATION

C.O.M. Testing and Production Requirements

Not all materials are suitable for upholstering Torsion® or Dorsal® seats. A 1 yd. x 54" sample must be submitted and approved prior to acceptance of an order. If the fabric is directional in pattern or weave, the direction must be indicated on the submitted sample, and

additional yardage may be requested.

Test samples must be sent to:

KI
Attn: C.O.M. Specialist
1330 Bellevue Street
Green Bay, WI 54302

INFORMATION

Warranty

Refer to KI Terms & Conditions document or visit ki.com

360® Classroom Furniture

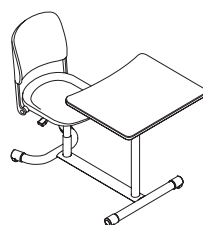
Torsion® Seat



360® Classroom Furniture

Torsion® Seat

Features	MODEL NUMBER									Approx. Packaged Weight	Delivered Pricing Unupholstered	Delivered Pricing Fabric Grade 1 & C.O.M.	Delivered Pricing Fabric Grade 2	Delivered Pricing Fabric Grade 3	Delivered Pricing Vinyl Group 2	Delivered Pricing Pallas Fabric Group P1	Delivered Pricing Pallas Fabric Group P2	Delivered Pricing Pallas Fabric Group P3	Delivered Pricing Pallas Fabric Group P4
	Basic Model	Top Shape	Worksurface Height	Frame Color	Seat & Back Color	Laminate Color	Edge Color	Carton Code	Upholstery Color										
Polypropylene	360TP/AR	<input type="checkbox"/>	30"	<input type="checkbox"/>	<input type="checkbox"/>	<input type="checkbox"/>	<input type="checkbox"/>	<input type="checkbox"/>		52#	\$ 520								
Upholstered	360TU/AR	<input type="checkbox"/>	30"	<input type="checkbox"/>	<input type="checkbox"/>	<input type="checkbox"/>	<input type="checkbox"/>	<input type="checkbox"/>	<input type="checkbox"/>	54#	N/A	676	709	716	716	688	707	724	741

360TP
360TU

360° Torsion® Auto Height, Auto Return Seat

- Seats automatically return to the max height and forward position when unoccupied
- Seats are pneumatically adjustable from 16 to 20.5"
- Tops are adjustable 4" forward or backward in 1" increments via four screws
- Tops are fixed height @ 30"
- Tops are edge banded with a durable 74P PVC edging
- Choose from square (24x24"), rectangle (20x24"), and round (24") tops

360° Torsion® Standard Swivel Seat

- Seats are pneumatically adjustable from 15.5 to 20.75"
- Tops are adjustable 4" forward or backward in 1" increments via four screws
- Tops are fixed height @ 30"
- Tops are edge banded with a durable 74P PVC edging
- Choose from square (24x24"), rectangle (20x24"), and round (24") tops

HOW TO ORDER

Indicate the following information on order form:

- Quantity of each item.
- Model number, including options. See "How To Build a Model Number".
- Any special service required.

- Note:
- The indicates that a choice is required.
 - The absence of the indicates that no choice is required.

HOW TO BUILD A MODEL NUMBER

- A** Select basic model.

- B** Select top shape.
- RD** = Round 24" diameter
RT = Rectangle 20" x 24"
SQ = Square 24" x 24"

- C** Select worksurface height.
- 30"** = 30" high

- D** Select frame color.
- Refer to color addendum at ki.com or in KI Price List or KI Fabrics & Finishes binder.

- E** Select seat and back color.
- Refer to color addendum at ki.com or in KI Price List or KI Fabrics & Finishes binder.

- F** Select laminate color.
- Refer to color addendum at ki.com or in KI Price List or KI Fabrics & Finishes binder.

- G** Select edge color.
- Refer to color addendum at ki.com or in KI Price List or KI Fabrics & Finishes binder. Edge color offerings are based on edge style selections.

- H** Select carton code.
- CTN** = Cartoned; add \$26
NP = No packaging

- I** Select upholstery grade/color.
- Refer to color addendum at ki.com or in KI Fabrics & Finishes binder.

INFORMATION

Cartoning Information

Uncartoned shipments are standard for single order quantities of thirty or more units shipped via KI carrier. Specify NP.

Cartoning Available

Specify CTN. Cartoning is required for single orders of less than thirty units or orders sent via air freight or UPS. Dealer requested carriers may also require cartoning.

C.O.M. Testing and Production Requirements

C.O.M. requirements is 5/8 yard per upholstered seat chair and 1 yard per upholstered seat and back chair of 54" wide non-directional fabric. For complete information on ordering C.O.M. see the KI Seating pricelist in the Ordering/C.O.M. and C.O.L. section.

OPTIONS

California TB133 Fire Safety Code

The above seating products can be manufactured using the appropriate flame-retardant materials for compliance to California Technical Bulletin 133. Add "FR" to end of model number.
 Model=No Upholstery
 Added Lead Time=1 weeks
 Added List Price= \$59
 Model=Upholstered
 Added Lead Time=1 weeks
 Added List Price= \$65

SPECIAL SERVICES

Special Carton Marking

With specially marked information N/C

Shipping

Ships **freight prepaid (delivered) f.o.b. Bonduel, Wisconsin 54107** factory. Freight class #125. Top requires 4-screw assembly on site. (See assembly instructions).

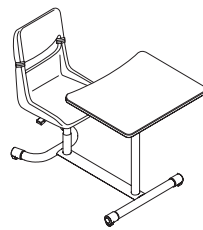
Specifications and prices are subject to change without prior notice.

360°® Classroom Furniture

Dorsal® Seat

360°® Classroom Furniture

Dorsal® Seat



360DP
360DU

360° Dorsal® Auto Height, Auto Return Seat

- Seats automatically return to the max height and forward position when unoccupied
- Seats are pneumatically adjustable from 16.5" to 21"
- Tops are adjustable 4" forward or backward in 1" increments via four screws
- Tops are fixed height @ 30"
- Tops are edge banded with a durable 74P PVC edging
- Choose from square (24x24"), rectangle (20x24"), and round (24") tops

360° Dorsal® Standard Swivel Seat

- Seats are pneumatically adjustable from 16" to 21.25"
- Tops are adjustable 4" forward or backward in 1" increments via four screws
- Tops are fixed height @ 30"
- Tops are edge banded with a durable 74P PVC edging
- Choose from square (24x24"), rectangle (20x24"), and round (24") tops

Features	MODEL NUMBER									Approx. Packaged Weight	Delivered Pricing Unupholstered	Delivered Pricing Fabric Grade 1 & C.O.M.	Delivered Pricing Fabric Grade 2	Delivered Pricing Fabric Grade 3	Delivered Pricing Vinyl Group 2	Delivered Pricing Pallas Fabric Group P1	Delivered Pricing Pallas Fabric Group P2	Delivered Pricing Pallas Fabric Group P3	Delivered Pricing Pallas Fabric Group P4
	Basic Model	Top Shape	Worksurface Height	Frame Color	Seat & Back Color	Laminate Color	Edge Color	Carton Code	Upholstery Color										
Polypropylene	360DP/AR	<input type="checkbox"/>	30"	<input type="checkbox"/>	<input type="checkbox"/>	<input type="checkbox"/>	<input type="checkbox"/>	<input type="checkbox"/>	<input type="checkbox"/>	46#	\$ 504								
Upholstered - Seat	360DU/AR/S	<input type="checkbox"/>	30"	<input type="checkbox"/>	<input type="checkbox"/>	<input type="checkbox"/>	<input type="checkbox"/>	<input type="checkbox"/>	<input type="checkbox"/>	47#	N/A	602	622	628	628	646	674	694	712
Upholstered - Seat and back	360DU/AR/U	<input type="checkbox"/>	30"	<input type="checkbox"/>	<input type="checkbox"/>	<input type="checkbox"/>	<input type="checkbox"/>	<input type="checkbox"/>	<input type="checkbox"/>	48#	N/A	661	694	705	705	700	731	755	781

HOW TO ORDER

Indicate the following information on order form:

- Quantity of each item.
- Model number, including options. See "How To Build a Model Number".
- Any special service required.

Note:

- The indicates that a choice is required.
- The absence of the indicates that no choice is required.

HOW TO BUILD A MODEL NUMBER

- A** Select basic model.
- B** Select top shape.
 - RD** = Round 24" diameter
 - RT** = Rectangle 20" x 24"
 - SQ** = Square 24" x 24"
- C** Select worksurface height.
 - 30"** = 30" high
- D** Select frame color. Refer to color addendum at ki.com or in KI Price List or KI Fabrics & Finishes binder.
- E** Select seat and back color. Refer to color addendum at ki.com or in KI Price List or KI Fabrics & Finishes binder.

- F** Select laminate color. Refer to color addendum at ki.com or in KI Price List or KI Fabrics & Finishes binder.
- G** Select edge color. Refer to color addendum at ki.com or in KI Price List or KI Fabrics & Finishes binder. Edge color offerings are based on edge style selections.
- H** Select carton code.
 - CTN** = Cartoned; add \$26
 - NP** = No packaging
- I** Select upholstery grade/color. Refer to color addendum at ki.com or in KI Fabrics & Finishes binder.

INFORMATION

Cartoning Information
Uncartoned shipments are standard for single order quantities of thirty or more units shipped via KI carrier. Specify NP.

Cartoning Available
Specify CTN. Cartoning is required for single orders of less than thirty units or orders sent via air freight or UPS. Dealer requested carriers may also require cartoning.

C.O.M. Testing and Production Requirements
C.O.M. requirements is 5/8 yard per upholstered seat chair and 1 yard per upholstered seat and back chair of 54" wide non-directional fabric. For complete information on ordering C.O.M. see the KI Seating pricelist in the Ordering/C.O.M. and C.O.L. section.

OPTIONS

California TB133 Fire Safety Code
The above seating products can be manufactured using the appropriate flame-retardant materials for compliance to California Technical Bulletin 133. Add "FR" to end of model number.
Model=No Upholstery
Added Lead Time=1 weeks
Added List Price=\$42
Model=Upholstered
Added Lead Time=1 weeks
Added List Price=\$72

SPECIAL SERVICES

Special Carton Marking
With specially marked information N/C

Shipping
Ships freight prepaid (delivered) f.o.b. Bonduel, Wisconsin 54107 factory. Freight class #125. Top requires 4-screw assembly on site. (See assembly instructions).

Specifications and prices are subject to change without prior notice.

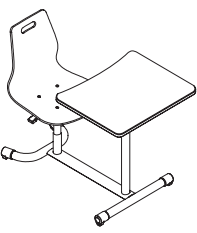
360° Classroom Furniture

Wood Seat



360° Classroom Furniture

Wood Seat

MODEL	Features	MODEL NUMBER							Approx. Packaged Weight	Delivered Pricing
		Basic Model	Top Shape	Worksurface Height	Frame Color	Laminate Color	Edge Color	Carton Code		
 <p>360° Wood Auto Height, Auto Return Seat</p> <ul style="list-style-type: none"> • Seats automatically return to the max height and forward position when unoccupied • Seats are pneumatically adjustable from 14.25" to 18.75" • Tops are adjustable 4" forward or backward in 1" increments via four screws • Tops are fixed height @ 30" • Tops are edge banded with a durable 74P PVC edging • Choose from square (24x24"), rectangle (20x24"), and round (24") tops • Seat natural maple finish 	Wood	360W/AR	<input type="checkbox"/>	30"	<input type="checkbox"/>	<input type="checkbox"/>	<input type="checkbox"/>	<input type="checkbox"/>	42#	\$ 470
<p>360° Wood Standard Swivel Seat</p> <ul style="list-style-type: none"> • Seats are pneumatically adjustable from 13.75 - 19" • Tops are adjustable 4" forward or backward in 1" increments via four screws • Tops are fixed height @ 30" • Tops are edge banded with a durable 74P PVC edging • Choose from square (24x24"), rectangle (20x24"), and round (24") tops • Seat natural maple finish 	Wood	360W/SS	<input type="checkbox"/>	30"	<input type="checkbox"/>	<input type="checkbox"/>	<input type="checkbox"/>	<input type="checkbox"/>	42#	\$ 418

A B C D E F G

HOW TO ORDER

Indicate the following information on order form:

- Quantity of each item.
- Model number, including options. See "How To Build a Model Number".
- Any special service required.

Note: •The indicates that a choice is required.
 •The absence of the indicates that no choice is required.

HOW TO BUILD A MODEL NUMBER

- A** Select basic model.
- B** Select top shape.
 - RD** = Round 24" diameter
 - RT** = Rectangle 20" x 24"
 - SQ** = Square 24" x 24"
- C** Select worksurface height.
 - 30"** = 30" high
- D** Select frame color. Refer to color addendum at ki.com or in KI Price List or KI Fabrics & Finishes binder.
- E** Select laminate color. Refer to color addendum at ki.com or in KI Price List or KI Fabrics & Finishes binder.

- F** Select edge color. Refer to color addendum at ki.com or in KI Price List or KI Fabrics & Finishes binder. Edge color offerings are based on edge style selections.
- G** Select carton code.
 - CTN** = Cartoned; add \$26
 - NP** = No packaging

INFORMATION

Cartoning Information
 Uncartoned shipments are standard for single order quantities of thirty or more units shipped via KI carrier. Specify NP.

Cartoning Available
 Specify CTN. Cartoning is required for single orders of less than thirty units or orders sent via air freight or UPS. Dealer requested carriers may also require cartoning.

SPECIAL SERVICES

Special Carton Marking
 With specially marked information N/C

Shipping
 Ships **freight excluded or freight prepaid (delivered) f.o.b. Bonduel, Wisconsin 54107** factory. Freight class #125. Top requires 4-screw assembly on site. (See assembly instructions).

Specifications and prices are subject to change without prior notice.

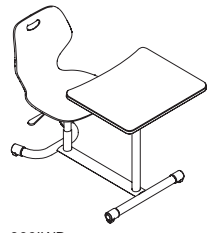
360° Classroom Furniture

Intellect Wave™



360° Classroom Furniture

Intellect Wave™

MODEL	Features	MODEL NUMBER								Approx. Packaged Weight	Delivered Pricing	
		Basic Model	Top Shape	Worksurface Height	Frame Color	Seat & Back Color	Laminate Color	Edge Color	Carton Code			
 <p>360IWP</p> <p>360° Intellect Wave™ Auto Height, Auto Return Seat</p> <ul style="list-style-type: none"> Seats automatically return to the max height and forward position when unoccupied Seats are pneumatically adjustable from 15" to 19.5" Tops are adjustable 4" forward or backward in 1" increments via four screws Tops are fixed height @ 30" Tops are edge banded with a durable PVC edging Choose from square (24x24"), rectangle (20x24"), and round (24") tops 	Polypropylene	360IWP/AR	<input type="checkbox"/>	30"	<input type="checkbox"/>	<input type="checkbox"/>	<input type="checkbox"/>	<input type="checkbox"/>	<input type="checkbox"/>	45#	\$ 468	
<p>360° Intellect Wave™ Standard Swivel Seat</p> <ul style="list-style-type: none"> Seats are pneumatically adjustable from 14.5" - 19.75" Tops are adjustable 4" forward or backward in 1" increments via four screws Tops are fixed height @ 30" Tops are edge banded with a durable PVC edging Choose from square (24x24"), rectangle (20x24"), and round (24") tops 	Polypropylene	360IWP/SS	<input type="checkbox"/>	30"	<input type="checkbox"/>	<input type="checkbox"/>	<input type="checkbox"/>	<input type="checkbox"/>	<input type="checkbox"/>	45#	\$ 417	

A B C D E F G H

HOW TO ORDER

Indicate the following information on order form:

- Quantity of each item.
- Model number, including options. See "How To Build a Model Number".
- Any special service required.

Note: •The indicates that a choice is required.
 •The absence of the indicates that no choice is required.

HOW TO BUILD A MODEL NUMBER

- A** Select basic model.
- B** Select top shape.

RD	= Round 24" diameter
RT	= Rectangle 20" x 24"
SQ	= Square 24" x 24"
- C** Select worksurface height.

30"	= 30" high
-----	------------
- D** Select frame color. Refer to color addendum at ki.com or in KI Price List or KI Fabrics & Finishes binder.
- E** Select seat and back color. Refer to color addendum at ki.com or in KI Price List or KI Fabrics & Finishes binder.

- F** Select laminate color. Refer to color addendum at ki.com or in KI Price List or KI Fabrics & Finishes binder.
- G** Select edge color. Refer to color addendum at ki.com or in KI Price List or KI Fabrics & Finishes binder. Edge color offerings are based on edge style selections.
- H** Select carton code.

CTN	= Cartoned; add \$26
NP	= No packaging

INFORMATION

Cartoning Information
 Uncartoned shipments are standard for single order quantities of thirty or more units shipped via KI carrier. Specify NP.

Cartoning Available
 Specify CTN. Cartoning is required for single orders of less than thirty units or orders sent via air freight or UPS. Dealer requested carriers may also require cartoning.

C.O.M. Testing and Production Requirements
 C.O.M. requirements is 5/8 yard per upholstered seat chair and 1 yard per upholstered seat and back chair of 54" wide non-directional fabric. For complete information on ordering C.O.M. see the KI Seating pricelist in the Ordering/C.O.M. and C.O.L. section.

OPTIONS

California TB133 Fire Safety Code
 The above seating products can be manufactured using the appropriate flame-retardant materials for compliance to California Technical Bulletin 133. Add "FR" to end of model number.
 Model=Polypropylene
 Added Lead Time=1 week
 Added List Price= \$20

SPECIAL SERVICES

Special Carton Marking
 With specially marked information N/C

Shipping
 Ships freight excluded or freight prepaid (delivered) f.o.b. Bonduel, Wisconsin 54107 factory. Freight class #125. Top requires 4-screw assembly on site. (See assembly instructions).

Specifications and prices are subject to change without prior notice.

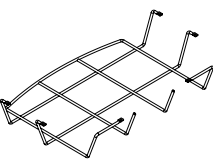
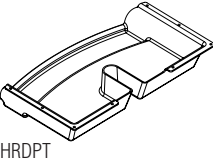
360° Classroom Furniture

Accessories



360° Classroom Furniture

Accessories

MODEL	MODEL NUMBER	Approx. Packaged Weight	Delivered Pricing
	Basic Model		
 <p>Wire Book Rack</p> <ul style="list-style-type: none"> • Optional for all 360° square and rectangular top units • 23" x 12" x 4" • Field installable • Chrome Finish 	360WBR	3#	\$ 49
 <p>Plastic Book Box</p> <ul style="list-style-type: none"> • Optional for all 360° square and rectangular top units • 23" x 12" x 4" • Field installable • Black finish only 	360PBR	3#	\$ 49

HRDPT

HRDPT

A

HOW TO ORDER

Indicate the following information on order form:

1. Quantity of each item.
2. Model number, including options. See "How To Build a Model Number".
3. Any special service required.

Note:

- The indicates that a choice is required.
- The absence of the indicates that no choice is required.

HOW TO BUILD A MODEL NUMBER

- A Select basic model.

SPECIAL SERVICES

Special Carton Marking

With specially marked information N/C

Shipping

Shipped **assembled f.o.b. Bonduel, Wisconsin 54107** factory. Freight class #125.

Specifications and prices are subject to change without prior notice.

Dorsal® Student Desk

General Information



Dorsal® Student Desk

General Information



**Dorsal® Student Desk
Unupholstered (DSD)**

Features

Polypropylene seat shell	•
Articulating backrest	•
Available upholstery	•
Powder coated finish	•
Tubular steel frame	•
Laminate surface	•
Adjustable glides	•

Dimensions

Seat height	17-3/4"
Seat width	18-3/4"
Table width	23"
Table depth	18"
Table inclination	3°
Table edge to seat back	17-1/2"

Overall Dimensions

Height	32-1/4"
Width	23"
Depth	36-3/4"

SPECIFICATIONS

Frame

Powder coated 14-gauge, 1-1/2" o.d. tubular steel. Floor cross brace is 1" x 2" x 14-gauge tubular steel. Frame under seat is 3/4" o.d x 14-gauge tubular steel.

Shell

Unupholstered chairs have a matte thermo-plastic shell with textured body-contact areas on the backrest and seat. Upholstered chairs have fabric-covered, extra thick, soft foam backrest and seat cushions fastened to an inner shell. Automatic mechanism governs backrest movement.

Table

1" thick, Novoply™ particleboard core with high-pressure laminate surface and vinyl bull-nose edge.

Glides

Adjustable glide with steel-capped ends.

Optional Book Rack

1/4" diameter welded wire construction. Chrome finish only. Factory Installed.

INFORMATION

C.O.M. Testing and Production Requirements

Not all materials are suitable for upholstering this product. A 1 yard x 54" sample must be submitted and approved prior to acceptance of an order. If the fabric is directional in pattern or weave, the direction must be indicated on the submitted sample, and additional yardage may be requested.

Test samples must be sent to:

KI
Attn: C.O.M. Specialist
1330 Bellevue Street
Green Bay, WI 54302

INFORMATION

Warranty

Refer to KI Terms & Conditions document or visit ki.com

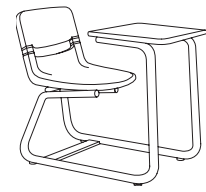
Dorsal® Student Desk

Upholstered



Dorsal® Student Desk

Upholstered



DSDU

- Dorsal® Student Desk-Upholstered**
- Articulating backrest
 - Automatically adapts to relaxed and upright positions
 - Powder coated frame constructed of 14-gauge tubular steel
 - Available unupholstered, with upholstered seat or with upholstered seat and back
 - Unupholstered seats and backs have a matte thermoplastic shell with textured body-contact areas
 - Upholstered seats and backs have thick foam cushions fastened to an inner shell
 - Table constructed of 1" thick Novoply™ particle board with vinyl bullnose edge
 - Available with optional chrome book rack mounted to bottom of desk top

MODEL	Features	MODEL NUMBER						Approx. Packaged Weight	Delivered Pricing Fabric Grade 1	Delivered Pricing Fabric Grade 2	Delivered Pricing Fabric Grade 3	Delivered Pricing Pallas Fabric Group P1	Delivered Pricing Pallas Fabric Group P2	Delivered Pricing Pallas Fabric Group P3	Delivered Pricing Pallas Fabric Group P4
		Basic Model	Frame Color	Shell Color	Laminate Color	Edge Color	Fabric Color								
	Upholstered Seat	DSDU/S	<input type="checkbox"/>	<input type="checkbox"/>	<input type="checkbox"/>	<input type="checkbox"/>	<input type="checkbox"/>	53#	\$ 726	\$ 746	\$ 753	\$ 771	\$ 797	\$ 818	\$ 842
	Upholstered Back	DSDU/B	<input type="checkbox"/>	<input type="checkbox"/>	<input type="checkbox"/>	<input type="checkbox"/>	<input type="checkbox"/>	55#	777	824	830	826	858	882	910

A **B** **C** **D** **E** **F**

HOW TO ORDER

Indicate the following information on order form:

1. Quantity of each item.
2. Model number, including options. See "How To Build a Model Number".
3. Any special service required.

Note: •The indicates that a choice is required.
 •The absence of the indicates that no choice is required.

HOW TO BUILD A MODEL NUMBER

- A** Select basic model.
- B** Select frame color. Refer to color addendum at ki.com or in KI Price List or KI Fabrics & Finishes binder.
- C** Select shell color. Refer to color addendum at ki.com or in KI Price List or KI Fabrics & Finishes binder.
- D** Select laminate color. Refer to color addendum at ki.com or in KI Price List or KI Fabrics & Finishes binder.
- E** Select edge color. Refer to color addendum at ki.com or in KI Price List or KI Fabrics & Finishes binder.
- F** Select fabric color. Refer to Vertical Fabric Pricing Addendum. Refer to the upholstery Fabric Cards in the KI Fabrics & Finishes binder.

California TB133 Fire Safety Code

Products listed below meet the California TB133 Fire Safety Code standard. Add "FR" to model number. When specifying C.O.M., call (920) 468-2707 for testing requirements. Black, Blue Grey, Warm Grey and Sand shells.

Model	Added Lead Time	Added List Price
No Upholstery	1 week	\$40
Upholstered chairs	1 week	\$66

INFORMATION

Bookrack

Add "BR" to model number. Upcharge is \$20.00.

C.O.M. Testing and Production Requirements

C.O.M. requirements is 5/8 yard per upholstered seat chair and 1 yard per upholstered seat and back chair of 54" wide non-directional fabric. For complete information on ordering C.O.M. see the KI Seating pricelist in the Ordering/C.O.M. and C.O.L. section.

SPECIAL SERVICES

Special Carton Marking

With specially marked information N/C

Shipping

Shipped **assembled freight prepaid f.o.b. Green Bay, Wisconsin 54302** factory. Freight class #125.

Specifications and prices are subject to change without prior notice.


Dorsal® Student Desk

Unupholstered



Dorsal® Student Desk

Unupholstered

MODEL	Features	MODEL NUMBER					Approx. Packaged Weight	Delivered Pricing
		Basic Model	Frame Color	Shell Color	Laminate Color	Edge Color		
 <p>DSD</p> <p>Dorsal® Student Desk-Unupholstered</p> <ul style="list-style-type: none"> • Articulating backrest • Automatically adapts to relaxed and upright positions • Powder coated frame constructed of 14-gauge tubular steel • Available unupholstered, with upholstered seat or with upholstered seat and back • Unupholstered seats and backs have a matte thermoplastic shell with textured body-contact areas • Upholstered seats and backs have thick foam cushions fastened to an inner shell • Table constructed of 1" thick Novoply™ particle board with vinyl bullnose edge • Available with optional chrome book rack mounted to bottom of desk top 	Unupholstered	DSD	<input type="checkbox"/>	<input type="checkbox"/>	<input type="checkbox"/>	<input type="checkbox"/>	51#	\$ 628

- A
- B
- C
- D
- E

HOW TO ORDER

Indicate the following information on order form:

- Quantity of each item.
- Model number, including options. See "How To Build a Model Number".
- Any special service required.

Note: •The indicates that a choice is required.
 •The absence of the indicates that no choice is required.

HOW TO BUILD A MODEL NUMBER

- A** Select basic model.
- B** Select frame color.
Refer to color addendum at ki.com or in KI Price List or KI Fabrics & Finishes binder.
- C** Select shell color.
Refer to color addendum at ki.com or in KI Price List or KI Fabrics & Finishes binder.
- D** Select laminate color.
Refer to color addendum at ki.com or in KI Price List or KI Fabrics & Finishes binder.
- E** Select edge color.
Refer to color addendum at ki.com or in KI Price List or KI Fabrics & Finishes binder.

California TB133 Fire Safety Code

Products listed below meet the California TB133 Fire Safety Code standard. Add "FR" to model number. When specifying C.O.M., call (920) 468-2707 for testing requirements. Black, Blue Grey, Warm Grey and Sand shells.

Model	Added Lead Time	Added List Price
No Upholstery	1 week	\$40
Upholstered chairs	1 week	\$66

INFORMATION

Bookrack

Add "BR" to model number. Upcharge is \$20.00.

C.O.M. Testing and Production Requirements

C.O.M. requirements is 5/8 yard per upholstered seat chair and 1 yard per upholstered seat and back chair of 54" wide non-directional fabric. For complete information on ordering C.O.M. see the KI Seating pricelist in the Ordering/C.O.M. and C.O.L. section.

SPECIAL SERVICES

Special Carton Marking

With specially marked information N/C

Shipping

Shipped **assembled freight prepaid f.o.b. Green Bay, Wisconsin 54302** factory. Freight class #125.

Specifications and prices are subject to change without prior notice.

Dorsal® 1090 Chairs

General Information



Dorsal® 1090 Chairs

General Information



**Dorsal® 1090 Chair
Standard Size Tablet
Arm**

**Dorsal® 1090 Chair
Armless**

**Dorsal® 1090 Chair
Oversized Tablet Arm**

**Dorsal® 1090 Chair
Laptop Tablet Arm**

Features

18-gauge steel frame	•	•	•	•
Injection-molded thermoplastic seat and back	•	•	•	•
Flex back	•	•	•	•
Laminate tablet arm	•		•	•

Overall Dimensions

Seat width	24"	21-1/2"	24"	24-1/2"
Seat depth	28"	21"	29-1/2"	29-1/2"
Seat clearance with unupholstered back	15-1/2"		15-1/2"	16-1/2"
Seat clearance with upholstered back	15"		15"	16"
Standard tablet arm	12-1/2" x 20-1/2"			
Oversized tablet arm			17" x 20-1/2"	
Laptop tablet arm				19" x 22-3/4"

SPECIFICATIONS

Frame

Powder coated 16-gauge 7/8" square tubular steel welded to two 14-gauge, 3/4" o.d. tubular steel set mounting members. A 14-gauge, 3/4" o.d. support is welded to the front legs.

Shell

Two-piece injection-molded thermoplastic seat and back joined by a steel hinge with integral flex mechanism. Hinge covered by plastic bellows. Unupholstered chairs have a textured surface on the front of the seat and back. Upholstered chairs have thick foam back and seat cushions fastened to inner shell and covered with fabric.

Tablet Arm

Tablet arms are 5/8" thick 11-ply plywood core with laminate surface and clear coat edge.

Glides

Steel or plastic glides.

Book Rack

Solid steel rod construction. Rack inserts into stack button holes in front and rear legs.

INFORMATION

C.O.M. Testing and Production Requirements

Not all materials are suitable for upholstering this product. A 1 yard x 54" sample must be submitted and approved prior to acceptance of an order. If the fabric is directional in pattern or weave, the direction must be indicated on the submitted sample, and additional yardage may be requested.

Test samples must be sent to:

KI
Attn: C.O.M. Specialist
1330 Bellevue Street
Green Bay, WI 54302

INFORMATION

Warranty

Refer to KI Terms & Conditions document or visit ki.com

Intellect® Activity Tables

General Information



Rectangular Table

Square Table

Round Table

Quarter (1/4) Round Table

Sixth (1/6) Round Table

Kidney Shape Table

Features

High-pressure laminate top	•	•	•	•	•	•
Round vinyl T-edge	•	•	•	•	•	•
Adjustable glides	•	•	•	•	•	•
Adjustable legs	•	•	•	•	•	•

Dimensions

Height range	22 - 32"	22 - 32"	22 - 32"	22 - 32"	22 - 32"	22 - 32"
Width range	18 - 36"	36 - 48"	36 - 60"	24 - 30"	24 - 30"	48"
Length range	36 - 72"	36 - 48"	36 - 60"	56 - 64"	50 - 56"	72"



Laminate; 1-1/4" round vinyl bullnose edge; 2" radius corner (54B)

SPECIFICATIONS

Tops

1-1/8" thick high-density particleboard core with a .030 thick high-pressure laminate top and .028 thick phenolic backing sheet. Round vinyl T-mold edge. Generous 2" corner radius helps prevent sharp projections. Tops are pre-drilled.

Adjustable-Height Legs

1.04" x 1.79" OD 15-gauge elliptical steel tube welded to a heavy 11-gauge steel plate. Top section of leg powder coat finish. Hybrid powder coating is electro-statically applied. Finish is chemical-resistant, hard, tough and mar-resistant. Telescoping lower section of 0.85" x 1.60" OD 15-gauge elliptical steel tube in bright chrome finish; locks with 1/4" screw in 1" increments in a 22"-32" height range. Legs fasten to top with #12-1" long Phillips head screws.

Glides

Swivel type adjustable glide with non-marring

floor contact insert. Glide has 3/4" adjustment range.

Book Box

Optional solid, molded thermoplastic polypropylene book box installs quickly to underside of the top with #12-1" Phillips head screws. Translucent finish helps provide safe environment while allowing for some degree of personal privacy. Molded-in pencil tray keeps items conveniently inside book box within easy reach, not on the floor or in the back of the book box. Measures 15" wide, 14" deep, and 4" high.


Book Bag Hook

Optional book bag hook formed from 1/4" solid wire rod quickly installs to underside of the top with #12-1" Phillips head screws. Chrome finish provides long lasting wear resistance.



Intellect® Activity Tables

General Information



Plastic Book Box



Book Bag Hook

Features

Dimensions		
Height	4"	2 3/4"
Width	15"	3"
Depth	14"	2"

INFORMATION

Warranty

Refer to KI Terms & Conditions document or visit ki.com



MODEL	A x B	MODEL NUMBER				Approx. Packaged Weight	Delivered Pricing
		Basic Model	Frame Color	Surface Finish	Edge Color		
Rectangular Tables							
18 x 60"	E1860/A	BL	<input type="checkbox"/> <input type="checkbox"/> <input type="checkbox"/>	<input type="checkbox"/> <input type="checkbox"/> <input type="checkbox"/>	60#	\$ 255	
18 x 60"	E1860/ANS	<input type="checkbox"/> <input type="checkbox"/>	<input type="checkbox"/> <input type="checkbox"/> <input type="checkbox"/>	<input type="checkbox"/> <input type="checkbox"/> <input type="checkbox"/>	60#	284	
18 x 84"	E1884/A	BL	<input type="checkbox"/> <input type="checkbox"/> <input type="checkbox"/>	<input type="checkbox"/> <input type="checkbox"/> <input type="checkbox"/>	75#	294	
18 x 84"	E1884/ANS	<input type="checkbox"/> <input type="checkbox"/>	<input type="checkbox"/> <input type="checkbox"/> <input type="checkbox"/>	<input type="checkbox"/> <input type="checkbox"/> <input type="checkbox"/>	75#	322	
20 x 36"	E2036/A	BL	<input type="checkbox"/> <input type="checkbox"/> <input type="checkbox"/>	<input type="checkbox"/> <input type="checkbox"/> <input type="checkbox"/>	45#	234	
20 x 36"	E2036/ANS	<input type="checkbox"/> <input type="checkbox"/>	<input type="checkbox"/> <input type="checkbox"/> <input type="checkbox"/>	<input type="checkbox"/> <input type="checkbox"/> <input type="checkbox"/>	45#	262	
20 x 48"	E2048/A	BL	<input type="checkbox"/> <input type="checkbox"/> <input type="checkbox"/>	<input type="checkbox"/> <input type="checkbox"/> <input type="checkbox"/>	55#	246	
20 x 48"	E2048/ANS	<input type="checkbox"/> <input type="checkbox"/>	<input type="checkbox"/> <input type="checkbox"/> <input type="checkbox"/>	<input type="checkbox"/> <input type="checkbox"/> <input type="checkbox"/>	55#	274	
20 x 60"	E2060/A	BL	<input type="checkbox"/> <input type="checkbox"/> <input type="checkbox"/>	<input type="checkbox"/> <input type="checkbox"/> <input type="checkbox"/>	65#	271	
20 x 60"	E2060/ANS	<input type="checkbox"/> <input type="checkbox"/>	<input type="checkbox"/> <input type="checkbox"/> <input type="checkbox"/>	<input type="checkbox"/> <input type="checkbox"/> <input type="checkbox"/>	65#	298	
24 x 36"	E2436/A	BL	<input type="checkbox"/> <input type="checkbox"/> <input type="checkbox"/>	<input type="checkbox"/> <input type="checkbox"/> <input type="checkbox"/>	55#	256	
24 x 36"	E2436/ANS	<input type="checkbox"/> <input type="checkbox"/>	<input type="checkbox"/> <input type="checkbox"/> <input type="checkbox"/>	<input type="checkbox"/> <input type="checkbox"/> <input type="checkbox"/>	55#	284	
24 x 48"	E2448/A	BL	<input type="checkbox"/> <input type="checkbox"/> <input type="checkbox"/>	<input type="checkbox"/> <input type="checkbox"/> <input type="checkbox"/>	60#	278	
24 x 48"	E2448/ANS	<input type="checkbox"/> <input type="checkbox"/>	<input type="checkbox"/> <input type="checkbox"/> <input type="checkbox"/>	<input type="checkbox"/> <input type="checkbox"/> <input type="checkbox"/>	60#	307	
24 x 54"	E2454/A	BL	<input type="checkbox"/> <input type="checkbox"/> <input type="checkbox"/>	<input type="checkbox"/> <input type="checkbox"/> <input type="checkbox"/>	65#	291	
24 x 54"	E2454/ANS	<input type="checkbox"/> <input type="checkbox"/>	<input type="checkbox"/> <input type="checkbox"/> <input type="checkbox"/>	<input type="checkbox"/> <input type="checkbox"/> <input type="checkbox"/>	65#	320	
24 x 60"	E2460/A	BL	<input type="checkbox"/> <input type="checkbox"/> <input type="checkbox"/>	<input type="checkbox"/> <input type="checkbox"/> <input type="checkbox"/>	70#	293	
24 x 60"	E2460/ANS	<input type="checkbox"/> <input type="checkbox"/>	<input type="checkbox"/> <input type="checkbox"/> <input type="checkbox"/>	<input type="checkbox"/> <input type="checkbox"/> <input type="checkbox"/>	70#	321	
30 x 48"	E3048/A	BL	<input type="checkbox"/> <input type="checkbox"/> <input type="checkbox"/>	<input type="checkbox"/> <input type="checkbox"/> <input type="checkbox"/>	70#	305	
30 x 48"	E3048/ANS	<input type="checkbox"/> <input type="checkbox"/>	<input type="checkbox"/> <input type="checkbox"/> <input type="checkbox"/>	<input type="checkbox"/> <input type="checkbox"/> <input type="checkbox"/>	70#	333	
30 x 60"	E3060/A	BL	<input type="checkbox"/> <input type="checkbox"/> <input type="checkbox"/>	<input type="checkbox"/> <input type="checkbox"/> <input type="checkbox"/>	85#	329	
30 x 60"	E3060/ANS	<input type="checkbox"/> <input type="checkbox"/>	<input type="checkbox"/> <input type="checkbox"/> <input type="checkbox"/>	<input type="checkbox"/> <input type="checkbox"/> <input type="checkbox"/>	85#	357	
30 x 72"	E3072/A	BL	<input type="checkbox"/> <input type="checkbox"/> <input type="checkbox"/>	<input type="checkbox"/> <input type="checkbox"/> <input type="checkbox"/>	100#	353	
30 x 72"	E3072/ANS	<input type="checkbox"/> <input type="checkbox"/>	<input type="checkbox"/> <input type="checkbox"/> <input type="checkbox"/>	<input type="checkbox"/> <input type="checkbox"/> <input type="checkbox"/>	100#	382	
36 x 60"	E3660/A	BL	<input type="checkbox"/> <input type="checkbox"/> <input type="checkbox"/>	<input type="checkbox"/> <input type="checkbox"/> <input type="checkbox"/>	100#	350	
36 x 60"	E3660/ANS	<input type="checkbox"/> <input type="checkbox"/>	<input type="checkbox"/> <input type="checkbox"/> <input type="checkbox"/>	<input type="checkbox"/> <input type="checkbox"/> <input type="checkbox"/>	100#	379	
36 x 72"	E3672/A	BL	<input type="checkbox"/> <input type="checkbox"/> <input type="checkbox"/>	<input type="checkbox"/> <input type="checkbox"/> <input type="checkbox"/>	115#	379	
36 x 72"	E3672/ANS	<input type="checkbox"/> <input type="checkbox"/>	<input type="checkbox"/> <input type="checkbox"/> <input type="checkbox"/>	<input type="checkbox"/> <input type="checkbox"/> <input type="checkbox"/>	115#	408	



HOW TO ORDER

Indicate the following information on order form:

1. Quantity of each item.
2. Model number, including options. See "How To Build a Model Number".
3. Any special service required.

Note: •The indicates that a choice is required.
•The absence of the indicates that no choice is required.

HOW TO BUILD A MODEL NUMBER

- A** Select basic model.
- B** Select frame color. Refer to color addendum at ki.com or in KI Price List or KI Fabrics & Finishes binder.
- C** Select surface finish. Refer to color addendum at ki.com or in KI Price List or KI Fabrics & Finishes binder. Surface finish offerings are based on edge style selections.
- D** Select edge color. Refer to color addendum at ki.com or in KI Price List or KI Fabrics & Finishes binder. Edge color offerings are based on edge style selections.

SPECIAL SERVICES

Special Carton Marking

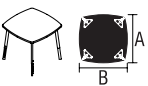
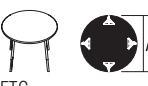
With specially marked information N/C

Shipping

Shipped **knockdown f.o.b. (freight excluded) or freight prepaid f.o.b. (delivered) Tupelo, Mississippi 38804** factory. Freight class #85.

Specifications and prices are subject to change without prior notice.



MODEL	A x B	MODEL NUMBER				Approx. Packaged Weight	Delivered Pricing
		Basic Model	Frame Color	Surface Finish	Edge Color		
 <p>ETS</p>	36 x 36"	E36S/A	BL	<input type="checkbox"/> <input type="checkbox"/> <input type="checkbox"/>	<input type="checkbox"/> <input type="checkbox"/> <input type="checkbox"/>	65#	\$ 291
	36 x 36"	E36S/ANS	<input type="checkbox"/> <input type="checkbox"/>	<input type="checkbox"/> <input type="checkbox"/> <input type="checkbox"/>	<input type="checkbox"/> <input type="checkbox"/> <input type="checkbox"/>	65#	320
	48 x 48"	E48S/A	BL	<input type="checkbox"/> <input type="checkbox"/> <input type="checkbox"/>	<input type="checkbox"/> <input type="checkbox"/> <input type="checkbox"/>	90#	296
	48 x 48"	E48S/ANS	<input type="checkbox"/> <input type="checkbox"/>	<input type="checkbox"/> <input type="checkbox"/> <input type="checkbox"/>	<input type="checkbox"/> <input type="checkbox"/> <input type="checkbox"/>	90#	324
 <p>ETC</p>	36" Diameter	E36R/A	BL	<input type="checkbox"/> <input type="checkbox"/> <input type="checkbox"/>	<input type="checkbox"/> <input type="checkbox"/> <input type="checkbox"/>	60#	\$ 306
	36" Diameter	E36R/ANS	<input type="checkbox"/> <input type="checkbox"/>	<input type="checkbox"/> <input type="checkbox"/> <input type="checkbox"/>	<input type="checkbox"/> <input type="checkbox"/> <input type="checkbox"/>	60#	334
	48" Diameter	E48R/A	BL	<input type="checkbox"/> <input type="checkbox"/> <input type="checkbox"/>	<input type="checkbox"/> <input type="checkbox"/> <input type="checkbox"/>	85#	368
	48" Diameter	E48R/ANS	<input type="checkbox"/> <input type="checkbox"/>	<input type="checkbox"/> <input type="checkbox"/> <input type="checkbox"/>	<input type="checkbox"/> <input type="checkbox"/> <input type="checkbox"/>	85#	397
	60" Diameter	E60R/A	BL	<input type="checkbox"/> <input type="checkbox"/> <input type="checkbox"/>	<input type="checkbox"/> <input type="checkbox"/> <input type="checkbox"/>	125#	480
	60" Diameter	E60R/ANS	<input type="checkbox"/> <input type="checkbox"/>	<input type="checkbox"/> <input type="checkbox"/> <input type="checkbox"/>	<input type="checkbox"/> <input type="checkbox"/> <input type="checkbox"/>	125#	508



HOW TO ORDER

Indicate the following information on order form:

- Quantity of each item.
- Model number, including options. See "How To Build a Model Number".
- Any special service required.

Note: •The indicates that a choice is required.
•The absence of the indicates that no choice is required.

HOW TO BUILD A MODEL NUMBER

- A** Select basic model.
- B** Select frame color. Refer to color addendum at ki.com or in KI Price List or KI Fabrics & Finishes binder.
- C** Select surface finish. Refer to color addendum at ki.com or in KI Price List or KI Fabrics & Finishes binder. Surface finish offerings are based on edge style selections.
- D** Select edge color. Refer to color addendum at ki.com or in KI Price List or KI Fabrics & Finishes binder. Edge color offerings are based on edge style selections.

SPECIAL SERVICES

Special Carton Marking

With specially marked information N/C

Shipping

Shipped **knockdown f.o.b. (freight excluded) or freight prepaid f.o.b. (delivered) Tupelo, Mississippi 38804** factory. Freight class #85.

Specifications and prices are subject to change without prior notice.



MODEL	A x B x C	MODEL NUMBER				Approx. Packaged Weight	Delivered Pricing
		Basic Model	Frame Color	Surface Finish	Edge Color		
 ET4	Quarter (1/4) Round Tables 42 x 24 x 56" 42 x 24 x 56" 48 x 30 x 64" 48 x 30 x 64"	E424/A	BL	<input type="checkbox"/> <input type="checkbox"/> <input type="checkbox"/>	<input type="checkbox"/> <input type="checkbox"/>	60#	\$ 297
		E424/ANS	<input type="checkbox"/> <input type="checkbox"/>	<input type="checkbox"/> <input type="checkbox"/> <input type="checkbox"/>	<input type="checkbox"/> <input type="checkbox"/>	60#	324
		E430/A	BL	<input type="checkbox"/> <input type="checkbox"/> <input type="checkbox"/>	<input type="checkbox"/> <input type="checkbox"/>	75#	316
		E430/ANS	<input type="checkbox"/> <input type="checkbox"/>	<input type="checkbox"/> <input type="checkbox"/> <input type="checkbox"/>	<input type="checkbox"/> <input type="checkbox"/>	75#	358
 ET6	Sixth (1/6) Round Tables 45 x 24 x 50" 45 x 24 x 50" 51 x 30 x 56" 51 x 30 x 56"	E624/A	BL	<input type="checkbox"/> <input type="checkbox"/> <input type="checkbox"/>	<input type="checkbox"/> <input type="checkbox"/>	60#	\$ 294
		E624/ANS	<input type="checkbox"/> <input type="checkbox"/>	<input type="checkbox"/> <input type="checkbox"/> <input type="checkbox"/>	<input type="checkbox"/> <input type="checkbox"/>	60#	322
		E630/A	BL	<input type="checkbox"/> <input type="checkbox"/> <input type="checkbox"/>	<input type="checkbox"/> <input type="checkbox"/>	70#	313
		E630/ANS	<input type="checkbox"/> <input type="checkbox"/>	<input type="checkbox"/> <input type="checkbox"/> <input type="checkbox"/>	<input type="checkbox"/> <input type="checkbox"/>	70#	342
 ETK	Kidney Shape Tables 48 x 72" 48 x 72"	E4872K/A	BL	<input type="checkbox"/> <input type="checkbox"/> <input type="checkbox"/>	<input type="checkbox"/> <input type="checkbox"/>	120#	\$ 554
		E4872K/ANS	<input type="checkbox"/> <input type="checkbox"/>	<input type="checkbox"/> <input type="checkbox"/> <input type="checkbox"/>	<input type="checkbox"/> <input type="checkbox"/>	120#	582



HOW TO ORDER

Indicate the following information on order form:

- Quantity of each item.
- Model number, including options. See "How To Build a Model Number".
- Any special service required.

Note: •The indicates that a choice is required.
 •The absence of the indicates that no choice is required.

HOW TO BUILD A MODEL NUMBER

- A** Select basic model.
- B** Select frame color. Refer to color addendum at ki.com or in KI Price List or KI Fabrics & Finishes binder.
- C** Select surface finish. Refer to color addendum at ki.com or in KI Price List or KI Fabrics & Finishes binder. Surface finish offerings are based on edge style selections.
- D** Select edge color. Refer to color addendum at ki.com or in KI Price List or KI Fabrics & Finishes binder. Edge color offerings are based on edge style selections.

SPECIAL SERVICES

Special Carton Marking

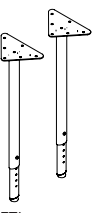
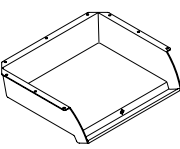

With specially marked information N/C

Shipping

Shipped **knockdown f.o.b. (freight excluded) or freight prepaid f.o.b. (delivered) Tupelo, Mississippi 38804** factory. Freight class #85.

Specifications and prices are subject to change without prior notice.



MODEL	SIZE	MODEL NUMBER		Approx. Packaged Weight	Delivered Pricing
		Basic Model	Frame Color		
 <p>Leg Set</p> <ul style="list-style-type: none"> • Seam-welded tubular steel legs • Self-leveling glides • Upper leg is powder coated paint • Lower leg is chromed • 22" - 32" Adjustable height • Priced set of four legs 	22 - 32"	ETL	BL	15#	\$ 67
	22 - 32"	ETLNS	<input type="checkbox"/> <input type="checkbox"/>	15#	96
 <p>Plastic Book Box</p> <ul style="list-style-type: none"> • 4" high x 14" deep x 15" wide • Translucent finish • Field installable 		EPB		3#	\$ 21
 <p>Book Bag Hook</p> <ul style="list-style-type: none"> • 1/4" solid wire rod • Chrome finish • Field installable 		EBH	CH	3#	\$ 8

A

B

HOW TO ORDER

Indicate the following information on order form:

1. Quantity of each item.
2. Model number, including options. See "How To Build a Model Number".
3. Any special service required.

Note: •The indicates that a choice is required.
 •The absence of the indicates that no choice is required.

HOW TO BUILD A MODEL NUMBER

- A** Select basic model.
- B** Select frame color.
Refer to color addendum at ki.com or in KI Price List or KI Fabrics & Finishes binder.

SPECIAL SERVICES

Special Carton Marking

With specially marked information N/C

Shipping

Shipped **knockdown f.o.b. (freight excluded) or freight prepaid f.o.b. (delivered) Tupelo, Mississippi 38804** factory. Freight class #85.

Specifications and prices are subject to change without prior notice.

Dorsal® 1090 Chairs

Unupholstered - Armless and Tablet Arm



Dorsal® 1090 Chairs

Unupholstered - Armless and Tablet Arm



1090

MODEL	Features	MODEL NUMBER					Approx. Packaged Weight	Delivered Pricing
		Basic Model	Frame Color	Shell Color	Glides	Surface Finish		
Dorsal® 1090 Unupholstered Chairs <ul style="list-style-type: none"> • Frame constructed of 16-gauge square tubular steel • Two-piece seat and back constructed of injection-molded thermoplastic • Back flexes with a steel hinge and integral spring mechanism • Hinge covered by plastic bellows • Available unupholstered, with upholstered seat or with upholstered seat and back • Unupholstered seats and backs have textured front surfaces • Tablet arms available in three sizes • Standard and oversized tablet arms can be fixed or flip up 	Armless	1090/NA	<input type="checkbox"/> <input type="checkbox"/>	<input type="checkbox"/> <input type="checkbox"/> <input type="checkbox"/>	<input type="checkbox"/>		17#	\$ 235
	Standard Size - Fixed Left Hand	1090/LFX	<input type="checkbox"/> <input type="checkbox"/>	<input type="checkbox"/> <input type="checkbox"/> <input type="checkbox"/>	<input type="checkbox"/>	<input type="checkbox"/> <input type="checkbox"/> <input type="checkbox"/>	25#	355
	Standard Size - Fixed Right Hand	1090/RFX	<input type="checkbox"/> <input type="checkbox"/>	<input type="checkbox"/> <input type="checkbox"/> <input type="checkbox"/>	<input type="checkbox"/>	<input type="checkbox"/> <input type="checkbox"/> <input type="checkbox"/>	25#	355
	Standard Size - Flip-Up Left Hand	1090/LFL	<input type="checkbox"/> <input type="checkbox"/>	<input type="checkbox"/> <input type="checkbox"/> <input type="checkbox"/>	<input type="checkbox"/>	<input type="checkbox"/> <input type="checkbox"/> <input type="checkbox"/>	25#	374
	Standard Size - Flip-Up Right Hand	1090/RFL	<input type="checkbox"/> <input type="checkbox"/>	<input type="checkbox"/> <input type="checkbox"/> <input type="checkbox"/>	<input type="checkbox"/>	<input type="checkbox"/> <input type="checkbox"/> <input type="checkbox"/>	25#	374
Book Rack <ul style="list-style-type: none"> • Optional • Chrome or painted to match frame • Field installed 		45.0037	<input type="checkbox"/> <input type="checkbox"/>				4#	\$ 19

A **B** **C** **D** **E**

HOW TO ORDER

Indicate the following information on order form:

1. Quantity of each item.
2. Model number, including options. See "How To Build a Model Number".
3. Any special service required.

Note: •The indicates that a choice is required.
 •The absence of the indicates that no choice is required.

HOW TO BUILD A MODEL NUMBER

- A** Select basic model.
- B** Select frame color.
Refer to color addendum at ki.com or in KI Price List or KI Fabrics & Finishes binder.
- C** Select shell color.
Refer to color addendum at ki.com or in KI Price List or KI Fabrics & Finishes binder.
- D** Select glide option.

P	= Plastic
S	= Steel
- E** Select tablet surface finish.
Refer to color addendum at ki.com or in KI Price List or KI Fabrics & Finishes binder. Surface finish offerings are based on edge style selections.

California TB133 Fire Safety Code

Products listed below meet the California TB133 Fire Safety Code standard. Add "FR" to model number. When specifying C.O.M., call (920) 468-2707 for testing requirements.

Model	Added Lead Time	Added List Price
No Upholstery	1 week	\$39
Upholstered chairs	1 week	\$63

SPECIAL SERVICES

Special Carton Marking

With specially marked information N/C

Shipping

Shipped **assembled freight prepaid f.o.b. Green Bay, Wisconsin 54302** factory. Freight class #125.

Specifications and prices are subject to change without prior notice.

Dorsal® 1090 Chairs

Unupholstered - Oversized and Laptop Tablet Arm



Dorsal® 1090 Chairs

Unupholstered - Oversized and Laptop Tablet Arm



1090

MODEL	Features	MODEL NUMBER					Approx. Packaged Weight	Delivered Pricing
		Basic Model	Frame Color	Shell Color	Glides	Surface Finish		
Dorsal® 1090 Unupholstered Chairs <ul style="list-style-type: none"> • Frame constructed of 16-gauge square tubular steel • Two-piece seat and back constructed of injection-molded thermoplastic • Back flexes with a steel hinge and integral spring mechanism • Hinge covered by plastic bellows • Available unupholstered, with upholstered seat or with upholstered seat and back • Unupholstered seats and backs have textured front surfaces • Tablet arms available in three sizes • Standard and oversized tablet arms can be fixed or flip up 	Oversized - Fixed Left Hand	1090/OLFX	<input type="checkbox"/>	<input type="checkbox"/>	<input type="checkbox"/>	<input type="checkbox"/>	26#	\$ 361
	Oversized - Fixed Right Hand	1090/ORFX	<input type="checkbox"/>	<input type="checkbox"/>	<input type="checkbox"/>	<input type="checkbox"/>	26#	361
	Oversized - Flip-Up Left Hand	1090/OLFL	<input type="checkbox"/>	<input type="checkbox"/>	<input type="checkbox"/>	<input type="checkbox"/>	27#	393
	Oversized - Flip-Up Right Hand	1090/ORFL	<input type="checkbox"/>	<input type="checkbox"/>	<input type="checkbox"/>	<input type="checkbox"/>	27#	393
	Laptop - Flip-Up Left Hand	1090/LTLFL	<input type="checkbox"/>	<input type="checkbox"/>	<input type="checkbox"/>	<input type="checkbox"/>	28#	412
	Laptop - Flip-Up Right Hand	1090/LTRFL	<input type="checkbox"/>	<input type="checkbox"/>	<input type="checkbox"/>	<input type="checkbox"/>	28#	412
Book Rack <ul style="list-style-type: none"> • Optional • Chrome or painted to match frame • Field installed 		45.0037	<input type="checkbox"/>				4#	\$ 19

A B C D E

HOW TO ORDER

Indicate the following information on order form:

1. Quantity of each item.
2. Model number, including options. See "How To Build a Model Number".
3. Any special service required.

Note: •The indicates that a choice is required.
 •The absence of the indicates that no choice is required.

HOW TO BUILD A MODEL NUMBER

- A** Select basic model.
- B** Select frame color.
Refer to color addendum at ki.com or in KI Price List or KI Fabrics & Finishes binder.
- C** Select shell color.
Refer to color addendum at ki.com or in KI Price List or KI Fabrics & Finishes binder.
- D** Select glide option.

P	= Plastic
S	= Steel
- E** Select tablet surface finish.
Refer to color addendum at ki.com or in KI Price List or KI Fabrics & Finishes binder. Surface finish offerings are based on edge style selections.

California TB133 Fire Safety Code

Products listed below meet the California TB133 Fire Safety Code standard. Add "FR" to model number. When specifying C.O.M., call (920) 468-2707 for testing requirements.

Model	Added Lead Time	Added List Price
No Upholstery	1 week	\$39
Upholstered chairs	1 week	\$63

SPECIAL SERVICES

Special Carton Marking

With specially marked information N/C

Shipping

Shipped **assembled freight prepaid f.o.b. Green Bay, Wisconsin 54302** factory. Freight class #125.

Specifications and prices are subject to change without prior notice.

Dorsal® 1090 Chairs

Upholstered - Armless and Tablet Arm



Dorsal® 1090 Chairs

Upholstered - Armless and Tablet Arm

Features	MODEL NUMBER						Approx. Packaged Weight	Delivered Pricing Unupholstered	Delivered Pricing Fabric Grade 1 & C.O.M.	Delivered Pricing Fabric Grade 2	Delivered Pricing Fabric Grade 3	Delivered Pricing Pallas Fabric Group P1	Delivered Pricing Pallas Fabric Group P2	Delivered Pricing Pallas Fabric Group P3	Delivered Pricing Pallas Fabric Group P4
	Basic Model	Frame Color	Shell Color	Fabric Color	Glides	Surface Finish									
Armless - Seat	1090U/NA/S	<input type="checkbox"/>	<input type="checkbox"/>	<input type="checkbox"/>	<input type="checkbox"/>	<input type="checkbox"/>	17#	N/A	\$ 337	\$ 356	\$ 364	\$ 381	\$ 408	\$ 432	\$ 453
Armless - Seat and Back	1090U/NA/B	<input type="checkbox"/>	<input type="checkbox"/>	<input type="checkbox"/>	<input type="checkbox"/>	<input type="checkbox"/>	17#	N/A	392	438	446	440	472	498	525
Standard Size - Fixed Left Hand - Seat	1090U/LFX/S	<input type="checkbox"/>	<input type="checkbox"/>	<input type="checkbox"/>	<input type="checkbox"/>	<input type="checkbox"/>	27#	N/A	455	475	481	500	529	548	567
Standard Size - Fixed Left Hand - Seat and Back	1090U/LFX/B	<input type="checkbox"/>	<input type="checkbox"/>	<input type="checkbox"/>	<input type="checkbox"/>	<input type="checkbox"/>	28#	N/A	506	548	560	554	586	611	637
Standard Size - Fixed Right Hand - Seat	1090U/RFX/S	<input type="checkbox"/>	<input type="checkbox"/>	<input type="checkbox"/>	<input type="checkbox"/>	<input type="checkbox"/>	27#	N/A	455	476	482	500	529	550	567
Standard Size - Fixed Right Hand - Seat and Back	1090U/RFX/B	<input type="checkbox"/>	<input type="checkbox"/>	<input type="checkbox"/>	<input type="checkbox"/>	<input type="checkbox"/>	28#	N/A	506	548	559	554	586	611	637
Standard Size - Flip-Up Left Hand - Seat	1090U/LFL/S	<input type="checkbox"/>	<input type="checkbox"/>	<input type="checkbox"/>	<input type="checkbox"/>	<input type="checkbox"/>	27#	N/A	475	495	501	520	546	566	587
Standard Size - Flip-Up Left Hand - Seat and Back	1090U/LFL/B	<input type="checkbox"/>	<input type="checkbox"/>	<input type="checkbox"/>	<input type="checkbox"/>	<input type="checkbox"/>	28#	N/A	527	572	577	574	606	630	657
Standard Size - Flip-Up Right Hand - Seat	1090U/RFL/S	<input type="checkbox"/>	<input type="checkbox"/>	<input type="checkbox"/>	<input type="checkbox"/>	<input type="checkbox"/>	27#	N/A	475	495	501	520	546	566	587
Standard Size - Flip-Up Right Hand - Seat and Back	1090U/RFL/B	<input type="checkbox"/>	<input type="checkbox"/>	<input type="checkbox"/>	<input type="checkbox"/>	<input type="checkbox"/>	28#	N/A	527	572	577	574	606	631	658
Book Rack	45.0037	<input type="checkbox"/>					4#	\$ 19							



- 1090U**
Dorsal® 1090 Upholstered Chairs
- Frame constructed of 16-gauge square tubular steel
 - Two-piece seat and back constructed of injection-molded thermoplastic
 - Back flexes with a steel hinge and integral spring mechanism
 - Hinge covered by plastic bellows
 - Upholstered seats and backs have thick foam cushions
 - Tablet arms available in three sizes
 - Standard and oversized tablet arms can be fixed or flip up

- Optional
- Chrome or painted to match frame
- Field installed

A B C D E F

HOW TO ORDER

Indicate the following information on order form:

1. Quantity of each item.
2. Model number, including options. See "How To Build a Model Number".
3. Any special service required.

Note: •The indicates that a choice is required.
 •The absence of the indicates that no choice is required.

HOW TO BUILD A MODEL NUMBER

- A** Select basic model.
- B** Select frame color.
Refer to color addendum at ki.com or in KI Price List or KI Fabrics & Finishes binder.
- C** Select shell color.
Refer to color addendum at ki.com or in KI Price List or KI Fabrics & Finishes binder.
- D** Select fabric color.
Refer to Vertical Fabric Pricing Addendum.
Refer to the upholstery Fabric Cards in the KI Fabrics & Finishes binder.
- E** Select glide option.
P = Plastic
S = Steel
- F** Select tablet surface finish.
Refer to color addendum at ki.com or in KI Price List or KI Fabrics & Finishes binder. Surface finish offerings are based on edge style selections.

California TB133 Fire Safety Code
 Products listed below meet the California TB133 Fire Safety Code standard. Add "FR" to model number. When specifying C.O.M., call (920) 468-2707 for testing requirements.

Model	Added Lead Time	Added List Price
No Upholstery	1 week	\$39
Upholstered chairs	1 week	\$63

INFORMATION

C.O.M. Testing and Production Requirements
 C.O.M. requirements is 5/8 yard per upholstered seat chair and 1 yard per upholstered seat and back chair of 54" wide non-directional fabric. For complete information on ordering C.O.M. see the KI Seating pricelist in the Ordering/C.O.M. and C.O.L. section.

SPECIAL SERVICES

Special Carton Marking

With specially marked information N/C

Shipping
 Shipped **assembled freight prepaid f.o.b. Green Bay, Wisconsin 54302** factory. Freight class #125.

Specifications and prices are subject to change without prior notice.

Dorsal® 1090 Chairs

Upholstered - Oversized and Laptop Tablet Arm



Dorsal® 1090 Chairs

Upholstered - Oversized and Laptop Tablet Arm

Features	MODEL NUMBER						Approx. Packaged Weight	Delivered Pricing Unupholstered	Delivered Pricing Fabric Grade 1 & C.O.M.	Delivered Pricing Fabric Grade 2	Delivered Pricing Fabric Grade 3	Delivered Pricing Pallas Fabric Group P1	Delivered Pricing Pallas Fabric Group P2	Delivered Pricing Pallas Fabric Group P3	Delivered Pricing Pallas Fabric Group P4
	Basic Model	Frame Color	Shell Color	Glides	Surface Finish	Fabric Color									
Oversized - Fixed Left Hand - Seat	1090U/OLFX/S	<input type="checkbox"/>	<input type="checkbox"/>	<input type="checkbox"/>	<input type="checkbox"/>	<input type="checkbox"/>	28#	N/A	\$ 463	\$ 481	\$ 487	\$ 506	\$ 534	\$ 554	\$ 575
Oversized - Fixed Left Hand - Seat and Back	1090U/OLFX/B	<input type="checkbox"/>	<input type="checkbox"/>	<input type="checkbox"/>	<input type="checkbox"/>	<input type="checkbox"/>	29#	N/A	512	547	566	562	595	618	645
Oversized - Fixed Right Hand - Seat	1090U/ORFX/S	<input type="checkbox"/>	<input type="checkbox"/>	<input type="checkbox"/>	<input type="checkbox"/>	<input type="checkbox"/>	28#	N/A	463	482	487	506	534	555	575
Oversized - Fixed Right Hand - Seat and Back	1090U/ORFX/B	<input type="checkbox"/>	<input type="checkbox"/>	<input type="checkbox"/>	<input type="checkbox"/>	<input type="checkbox"/>	29#	N/A	512	547	565	561	594	618	645
Oversized - Flip-Up Left Hand - Seat	1090U/OLFL/S	<input type="checkbox"/>	<input type="checkbox"/>	<input type="checkbox"/>	<input type="checkbox"/>	<input type="checkbox"/>	29#	N/A	494	511	520	538	564	585	606
Oversized - Flip-Up Left Hand - Seat and Back	1090U/OLFL/B	<input type="checkbox"/>	<input type="checkbox"/>	<input type="checkbox"/>	<input type="checkbox"/>	<input type="checkbox"/>	30#	N/A	542	591	600	592	624	651	676
Oversized - Flip-Up Right Hand - Seat	1090U/ORFL/S	<input type="checkbox"/>	<input type="checkbox"/>	<input type="checkbox"/>	<input type="checkbox"/>	<input type="checkbox"/>	29#	N/A	494	511	521	538	564	586	606
Oversized - Flip-Up Right Hand - Seat and Back	1090U/ORFL/B	<input type="checkbox"/>	<input type="checkbox"/>	<input type="checkbox"/>	<input type="checkbox"/>	<input type="checkbox"/>	30#	N/A	542	591	600	592	624	651	676
Laptop - Flip-Up Left Hand - Seat	1090U/LTLFL/S	<input type="checkbox"/>	<input type="checkbox"/>	<input type="checkbox"/>	<input type="checkbox"/>	<input type="checkbox"/>	29#	N/A	510	530	537	555	581	605	624
Laptop - Flip-Up Left Hand -Seat and Back	1090U/LTLFL/B	<input type="checkbox"/>	<input type="checkbox"/>	<input type="checkbox"/>	<input type="checkbox"/>	<input type="checkbox"/>	30#	N/A	561	609	615	611	642	668	693
Laptop - Flip-Up Right Hand - Seat	1090U/LTRFL/S	<input type="checkbox"/>	<input type="checkbox"/>	<input type="checkbox"/>	<input type="checkbox"/>	<input type="checkbox"/>	29#	N/A	510	530	537	555	581	605	624
Laptop - Flip-Up Right Hand - Seat and Back	1090U/LTRFL/B	<input type="checkbox"/>	<input type="checkbox"/>	<input type="checkbox"/>	<input type="checkbox"/>	<input type="checkbox"/>	30#	N/A	561	609	616	611	642	668	694
Book Rack	45.0037	<input type="checkbox"/>					4#	\$ 19							



- 1090U**
Dorsal® 1090 Upholstered Chairs
- Frame constructed of 16-gauge square tubular steel
 - Two-piece seat and back constructed of injection-molded thermoplastic
 - Back flexes with a steel hinge and integral spring mechanism
 - Hinge covered by plastic bellows
 - Upholstered seats and backs have thick foam cushions
 - Tablet arms available in three sizes
 - Standard and oversized tablet arms can be fixed or flip up

- Optional
- Chrome or painted to match frame
- Field installed



HOW TO ORDER

Indicate the following information on order form:

1. Quantity of each item.
2. Model number, including options. See "How To Build a Model Number".
3. Any special service required.

Note:

- The indicates that a choice is required.
- The absence of the indicates that no choice is required.

HOW TO BUILD A MODEL NUMBER

- A** Select basic model.
- B** Select frame color. Refer to color addendum at ki.com or in KI Price List or KI Fabrics & Finishes binder.
- C** Select shell color. Refer to color addendum at ki.com or in KI Price List or KI Fabrics & Finishes binder.
- D** Select glide option.
P = Plastic
S = Steel
- E** Select tablet surface finish. Refer to color addendum at ki.com or in KI Price List or KI Fabrics & Finishes binder. Surface finish offerings are based on edge style selections.

- F** Select fabric color. Refer to Vertical Fabric Pricing Addendum. Refer to the upholstery Fabric Cards in the KI Fabrics & Finishes binder.

California TB133 Fire Safety Code
 Products listed below meet the California TB133 Fire Safety Code standard. Add "FR" to model number. When specifying C.O.M., call (920) 468-2707 for testing requirements.

Model	Added Lead Time	Added List Price
No Upholstery	1 week	\$39
Upholstered chairs	1 week	\$63

INFORMATION

C.O.M. Testing and Production Requirements
 C.O.M. requirements is 5/8 yard per upholstered seat chair and 1 yard per upholstered seat and back chair of 54" wide non-directional fabric. For complete information on ordering C.O.M. see the KI Seating pricelist in the Ordering/C.O.M. and C.O.L. section.

SPECIAL SERVICES

Special Carton Marking
 With specially marked information N/C

Shipping
 Shipped **assembled freight prepaid f.o.b. Green Bay, Wisconsin 54302** factory. Freight class #125.

Specifications and prices are subject to change without prior notice.

Intellect® Classroom Furniture

General Information



Intellect® Chair
(EC18)

Intellect® Desk
(ELD30)

ADA Desk (EDADA)

Intellect® Two-
Student Table
(ESDD3L30)

Intellect® Double-
Entry Desk (ELDEBR)

Intellect® Compact
Double-Entry Desk
(EDTA)

Features

ABS seat and back	•				•	•
Solid Top		•		•	•	•
Laminate top		•	•	•	•	•
15-gauge elliptical steel frame	•	•	•	•	•	•
Stacking	•	•	•			
Available in four heights	•	•	•	•		
Accepts book box		•	•	•		

Overall Dimensions

Width-small	15-1/4"	26"	36"	60"	26"	19-1/2"
Width-medium	17-1/2"					
Width-large	19-1/2"					
Width-extra large	19-1/2"					
Depth-small	16"	20-1/2"	24"	20-1/2"	38-1/2"	35-1/2"
Depth-medium	19-1/4"					
Depth-large	21-3/4"					
Depth-extra large	22-1/2"					
Height-small	24"	22"	28-34"	22"	33"	33"
Height-medium	27-1/4"	24"		24"		
Height-large	30-1/2"	27"		27"		
Height-extra large	33"	30"		30"		
Seat height-small	12"				18"	18"
Seat height-medium	14"					
Seat height-large	16"					
Seat height-extra large	18"					
Top height		22-30"	28-34"		30"	30"

SPECIFICATIONS

Frames

Duplex nickel chrome plated or powder coated .75 x 1.5" o.d. x 15-gauge elliptical steel tubing.

Seat and Back

Solid, molded, 1/4" thick, ABS plastic attached to frame with screws.

Tops

Solid, molded ABS plastic with comfort curve along back edge, integral pencil grooves on each side. As with any large flat plastic surface, the support structure underneath may cause surface imperfections. Request samples for approval. Choose from solid tops or glue-in high pressure laminate tops. Glue-in high-pressure vertical-grade laminate insert is bonded into recessed area on desk top and has a shallow transition between laminate and the ABS edge. The center section of the Two-Student Table is black molded ABS plastic that separates work areas and provides cable man-

agement.

ADA Top

Worksurface construction shall be 3/4". 45# high density particleboard core with 0.030" high pressure laminate top, phenolic backing sheet, and 74P (2mm) edge. Radius corners with comfort curve along user side.

Glides

Front and rear nylon glides feature a warm grey molded bottom with a flat contour for better weight distribution. The grey bottom is molded to the glide body for a secure bond. Optional steel rear glides are also available (recommended for carpet applications). Embedded felt rear glides are also available. The rear glides are angled to prevent tipping and act as a wall saver.

Chair and Double-Entry Handle

Ergonomically designed handles are located behind seat back on chair or either size double-entry desk. Made of black nylon.

Book Box

Optional solid, molded ABS plastic book box installs by sliding into integral steel track on underside of desk or two-student table (two book boxes can be used with the two-student table). Book box can be used as storage tote when removed from the unit. Stacks up to ten high. Can be used as a computer keyboard tray when in the extended position. Can be fitted with optional mouse tray.

Mouse Tray

Arched piece of solid, molded ABS plastic can be added to optional book box when used as keyboard tray. Slides side-to-side for either left- or right-handed use.



Intellect® Classroom Furniture

General Information



Intellect® Book Box
(EBB)



Intellect® Mouse Tray
(EMT)

Features

ABS construction	•	•
Width	20"	18"
Depth	19"	6"
Height	4-1/4"	

INFORMATION

Warranty

Refer to KI Terms & Conditions document or visit ki.com



EC

- Chair**
- Seat and back constructed of ABS plastic
 - Frame constructed of 15-gauge elliptical steel tubing
 - Stacks six high
 - Anti-tip wallsaver glides
 - Glides, tube end caps and handle are black
 - Available in four seat heights: 12", 14", 16", 18"
 - Model EC18BR includes book basket

MODEL	Size	MODEL NUMBER					Approx. Packaged Weight	Delivered Pricing
		Basic Model	Frame Color	Seat & Back Color	Glides	Carton Code		
	Small	EC12	<input type="checkbox"/>	<input type="checkbox"/>	<input type="checkbox"/>	<input type="checkbox"/>	12#	\$ 110
	Medium	EC14	<input type="checkbox"/>	<input type="checkbox"/>	<input type="checkbox"/>	<input type="checkbox"/>	14#	110
	Large	EC16	<input type="checkbox"/>	<input type="checkbox"/>	<input type="checkbox"/>	<input type="checkbox"/>	16#	111
	Extra Large	EC18	<input type="checkbox"/>	<input type="checkbox"/>	<input type="checkbox"/>	<input type="checkbox"/>	17#	114
	Extra Large with Book Basket	EC18BR	<input type="checkbox"/>	<input type="checkbox"/>	<input type="checkbox"/>	<input type="checkbox"/>	19#	158

A **B** **C** **D** **E**

HOW TO ORDER

Indicate the following information on order form:

1. Quantity of each item.
2. Model number, including options. See "How To Build a Model Number".
3. Any special service required.

- Note:
- The indicates that a choice is required.
 - The absence of the indicates that no choice is required.

HOW TO BUILD A MODEL NUMBER

- A** Select basic model.
- B** Select frame color. Refer to color addendum at ki.com or in KI Price List or KI Fabrics & Finishes binder. Metallic frame color upcharge is 3% and chrome frame upcharge is 10% to list price.
- C** Select seat and back color. Refer to color addendum at ki.com or in KI Price List or KI Fabrics & Finishes binder.
- D** Select glide option.
 - GG** = Black w/grey bottom
 - SG** = Nickel-plated steel; add \$1
 - FG** = Embedded felt; add \$4

- E** Select carton code.
 - CTN** = Cartoned
 - NP** = No packaging
 See list upcharge chart for carton pricing.

Model	List Upcharge Per Unit	Units /Carton
EC12	\$8	2
EC14	8	2
EC16	8	2
EC18	8	2
EC18BR	18	1

INFORMATION

Cartoning Information
Uncartoned shipments are standard for single order quantities of twenty or more units shipped via KI carrier. Specify NP.

Cartoning Available
Specify CTN. Cartoning is required for single orders of less than twenty units or orders sent via air freight or UPS. Dealer requested carriers may also require cartoning.





SPECIAL SERVICES

Special Carton Marking
With specially marked information N/C

Shipping
Shipped **assembled f.o.b. Bonduel, Wisconsin 54107** factory. Freight class #125.

Specifications and prices are subject to change without prior notice.



MODEL	MODEL NUMBER						Approx. Packaged Weight	Delivered Pricing
	Basic Model	Frame Color	Seat & Back Color	Top Color	Surface Finish	Carton Code		
 <p>Standard Top Double-Entry Desk</p> <ul style="list-style-type: none"> • Top constructed of ABS plastic • Seat & back constructed of ABS plastic • Frame constructed of 15-gauge elliptical steel tubing • Glides and tube end caps are black • 18" seat height, 30" top height • Belly room is 16" 	ESDE	<input type="checkbox"/>	<input type="checkbox"/> <input type="checkbox"/> <input type="checkbox"/> <input type="checkbox"/>	<input type="checkbox"/> <input type="checkbox"/> <input type="checkbox"/> <input type="checkbox"/>		<input type="checkbox"/> <input type="checkbox"/>	32#	\$ 232
 <p>Standard Top Double-Entry Desk with Book Rack</p>	ESDEBR	<input type="checkbox"/>	<input type="checkbox"/> <input type="checkbox"/> <input type="checkbox"/> <input type="checkbox"/>	<input type="checkbox"/> <input type="checkbox"/> <input type="checkbox"/> <input type="checkbox"/>		<input type="checkbox"/> <input type="checkbox"/>	35#	\$ 271
 <p>High Pressure Laminate Top Double-Entry Desk</p> <ul style="list-style-type: none"> • Top constructed of ABS plastic with glue-in laminate insert • Seat & back constructed of ABS plastic • Frame constructed of 15-gauge elliptical steel tubing • Glides and tube end caps are black • 18" seat height, 30" top height • Belly room is 16" 	ELDE	<input type="checkbox"/>	<input type="checkbox"/> <input type="checkbox"/> <input type="checkbox"/> <input type="checkbox"/>	<input type="checkbox"/> <input type="checkbox"/> <input type="checkbox"/> <input type="checkbox"/>	<input type="checkbox"/> <input type="checkbox"/>	<input type="checkbox"/> <input type="checkbox"/>	32#	\$ 269
 <p>High Pressure Laminate Top Double-Entry-Desk with Book Rack</p>	ELDEBR	<input type="checkbox"/>	<input type="checkbox"/> <input type="checkbox"/> <input type="checkbox"/> <input type="checkbox"/>	<input type="checkbox"/> <input type="checkbox"/> <input type="checkbox"/> <input type="checkbox"/>	<input type="checkbox"/> <input type="checkbox"/>	<input type="checkbox"/> <input type="checkbox"/>	35#	\$ 311

A B C D E F

HOW TO ORDER

Indicate the following information on order form:

1. Quantity of each item.
2. Model number, including options. See "How To Build a Model Number".
3. Any special service required.

Note: •The indicates that a choice is required.
 •The absence of the indicates that no choice is required.

HOW TO BUILD A MODEL NUMBER

- A** Select basic model.
- B** Select frame color. Refer to color addendum at ki.com or in KI Price List or KI Fabrics & Finishes binder. Metallic frame color upcharge is 3% and chrome frame upcharge is 10% to list price.
- C** Select seat and back color. Refer to color addendum at ki.com or in KI Price List or KI Fabrics & Finishes binder.
- D** Select top color. Refer to color addendum at ki.com or in KI Price List or KI Fabrics & Finishes binder.
- E** Select surface finish. Refer to color addendum at ki.com or in KI Price List or KI Fabrics & Finishes binder. Surface finish offerings are based on edge style selections.
- F** Select carton code.
CTN = Cartoned
NP = No packaging
 See list upcharge chart for carton pricing.

Model	List Upcharge Per Unit	Units /Carton
ESDE	\$30	1
ESDEBR	30	1
ELDE	30	1
ELDEBR	30	1

INFORMATION

Cartoning Information
 Uncartoned shipments are standard for single order quantities of twenty or more units shipped via KI carrier. Specify NP.

Cartoning Available
 Specify CTN. Cartoning is required for single orders of less than twenty units or orders sent via air freight or UPS. Dealer requested carriers may also require cartoning.

SPECIAL SERVICES

Special Carton Marking
 With specially marked information N/C

Shipping
 Shipped **assembled f.o.b. Bonduel, Wisconsin 54107** factory. Freight class #125.

Specifications and prices are subject to change without prior notice.



Intellect® Classroom Furniture

Compact Double-Entry Desks



Intellect® Classroom Furniture

Compact Double-Entry Desks

MODEL	MODEL NUMBER						Approx. Packaged Weight	Delivered Pricing
	Basic Model	Frame Color	Seat & Back Color	Top Color	Surface Finish	Carton Code		
 <p>Standard Top Compact Double-Entry Desk</p> <ul style="list-style-type: none"> • Top constructed of ABS plastic • Seat & back constructed of ABS plastic • Frame constructed of 15-gauge elliptical steel tubing • Glides and tube end caps are black • 18" seat height, 30" top height • Top measures 19.5" w x 15" d • Belly room is 14-1/4" 	ESDTA	<input type="checkbox"/>	<input type="checkbox"/> <input type="checkbox"/> <input type="checkbox"/> <input type="checkbox"/>	<input type="checkbox"/> <input type="checkbox"/> <input type="checkbox"/> <input type="checkbox"/> <input type="checkbox"/>		<input type="checkbox"/> <input type="checkbox"/> <input type="checkbox"/>	29#	\$ 204
	ESDTABR	<input type="checkbox"/>	<input type="checkbox"/> <input type="checkbox"/> <input type="checkbox"/> <input type="checkbox"/>	<input type="checkbox"/> <input type="checkbox"/> <input type="checkbox"/> <input type="checkbox"/> <input type="checkbox"/>		<input type="checkbox"/> <input type="checkbox"/> <input type="checkbox"/>	32#	\$ 243
 <p>Laminate Top Compact Double-Entry Desk</p> <ul style="list-style-type: none"> • Top constructed of ABS plastic • Seat & back constructed of ABS plastic • Frame constructed of 15-gauge elliptical steel tubing • Glides and tube end caps are black • 18" seat height, 30" top height • Top measures 19.5" w x 15" d • Belly room is 14-1/4" 	ELDTA	<input type="checkbox"/>	<input type="checkbox"/> <input type="checkbox"/> <input type="checkbox"/> <input type="checkbox"/>	<input type="checkbox"/> <input type="checkbox"/> <input type="checkbox"/> <input type="checkbox"/> <input type="checkbox"/>	<input type="checkbox"/> <input type="checkbox"/>	<input type="checkbox"/> <input type="checkbox"/> <input type="checkbox"/>	29#	\$ 217
	ELDTABR	<input type="checkbox"/>	<input type="checkbox"/> <input type="checkbox"/> <input type="checkbox"/> <input type="checkbox"/>	<input type="checkbox"/> <input type="checkbox"/> <input type="checkbox"/> <input type="checkbox"/> <input type="checkbox"/>	<input type="checkbox"/> <input type="checkbox"/>	<input type="checkbox"/> <input type="checkbox"/> <input type="checkbox"/>	32#	\$ 258

A B C D E F

HOW TO ORDER

Indicate the following information on order form:

1. Quantity of each item.
2. Model number, including options. See "How To Build a Model Number".
3. Any special service required.

Note: •The indicates that a choice is required.
 •The absence of the indicates that no choice is required.

HOW TO BUILD A MODEL NUMBER

- A** Select basic model.
- B** Select frame color. Refer to color addendum at ki.com or in KI Price List or KI Fabrics & Finishes binder. Metallic frame color upcharge is 3% and chrome frame upcharge is 10% to list price.
- C** Select seat & back color. Refer to color addendum at ki.com or in KI Price List or KI Fabrics & Finishes binder.
- D** Select top color. Refer to color addendum at ki.com or in KI Price List or KI Fabrics & Finishes binder.
- E** Select surface finish. Refer to color addendum at ki.com or in KI Price List or KI Fabrics & Finishes binder. Surface finish offerings are based on edge style selections.
- F** Select carton code.
CTN = Cartoned
NP = No packaging
 See list upcharge chart for carton pricing.

Model	List Upcharge Per Unit	Units /Carton
ESDTA	\$27	1
ESDTABR	27	1
ELDTA	27	1
ELDTABR	27	1

INFORMATION

Cartoning Information
 Uncartoned shipments are standard for single order quantities of twenty or more units shipped via KI carrier. Specify NP.

Cartoning Available
 Specify CTN. Cartoning is required for single orders of less than twenty units or orders sent via air freight or UPS. Dealer requested carriers may also require cartoning.

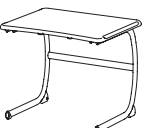

SPECIAL SERVICES

Special Carton Marking
 With specially marked information N/C

Shipping
 Shipped **assembled f.o.b. Bonduel, Wisconsin 54107** factory. Freight class #125.

Specifications and prices are subject to change without prior notice.



MODEL	Size	MODEL NUMBER						Approx. Packaged Weight	Delivered Pricing
		Basic Model	Frame Color	Top Color	Surface Finish	Glides	Carton Code		
 <p>Standard Top Desk</p> <ul style="list-style-type: none"> • Top constructed of ABS plastic • Frame constructed of 15-gauge elliptical steel tubing • Stacks four high • Anti-tip glides • Glides and tube end caps are black • Available in four heights: 22", 24", 27", 30" • Accepts optional book box 	Small	ESD22	<input type="checkbox"/>	<input type="checkbox"/> <input type="checkbox"/> <input type="checkbox"/> <input type="checkbox"/> <input type="checkbox"/>		<input type="checkbox"/>	<input type="checkbox"/> <input type="checkbox"/>	20#	\$ 125
	Medium	ESD24	<input type="checkbox"/>	<input type="checkbox"/> <input type="checkbox"/> <input type="checkbox"/> <input type="checkbox"/> <input type="checkbox"/>		<input type="checkbox"/>	<input type="checkbox"/> <input type="checkbox"/>	21#	125
	Large	ESD27	<input type="checkbox"/>	<input type="checkbox"/> <input type="checkbox"/> <input type="checkbox"/> <input type="checkbox"/> <input type="checkbox"/>		<input type="checkbox"/>	<input type="checkbox"/> <input type="checkbox"/>	22#	125
	Extra Large	ESD30	<input type="checkbox"/>	<input type="checkbox"/> <input type="checkbox"/> <input type="checkbox"/> <input type="checkbox"/> <input type="checkbox"/>		<input type="checkbox"/>	<input type="checkbox"/> <input type="checkbox"/>	23#	125
 <p>High Pressure Laminate Top Desk</p> <ul style="list-style-type: none"> • Top constructed of ABS plastic with glue-in laminate insert • Frame constructed of 15-gauge elliptical steel tubing • Stacks four high • Anti-tip glides • Glides and tube end caps are black • Available in four heights: 22", 24", 27", 30" • Accepts optional book box 	Small	ELD22	<input type="checkbox"/>	<input type="checkbox"/> <input type="checkbox"/> <input type="checkbox"/> <input type="checkbox"/> <input type="checkbox"/>	<input type="checkbox"/> <input type="checkbox"/>	<input type="checkbox"/>	<input type="checkbox"/> <input type="checkbox"/>	20#	\$ 164
	Medium	ELD24	<input type="checkbox"/>	<input type="checkbox"/> <input type="checkbox"/> <input type="checkbox"/> <input type="checkbox"/> <input type="checkbox"/>	<input type="checkbox"/> <input type="checkbox"/>	<input type="checkbox"/>	<input type="checkbox"/> <input type="checkbox"/>	21#	164
	Large	ELD27	<input type="checkbox"/>	<input type="checkbox"/> <input type="checkbox"/> <input type="checkbox"/> <input type="checkbox"/> <input type="checkbox"/>	<input type="checkbox"/> <input type="checkbox"/>	<input type="checkbox"/>	<input type="checkbox"/> <input type="checkbox"/>	22#	164
	Extra Large	ELD30	<input type="checkbox"/>	<input type="checkbox"/> <input type="checkbox"/> <input type="checkbox"/> <input type="checkbox"/> <input type="checkbox"/>	<input type="checkbox"/> <input type="checkbox"/>	<input type="checkbox"/>	<input type="checkbox"/> <input type="checkbox"/>	23#	164

A **B** **C** **D** **E** **F**

HOW TO ORDER

Indicate the following information on order form:

1. Quantity of each item.
2. Model number, including options. See "How To Build a Model Number".
3. Any special service required.

Note: •The indicates that a choice is required.
 •The absence of the indicates that no choice is required.

HOW TO BUILD A MODEL NUMBER

- A** Select basic model.
- B** Select frame color. Refer to color addendum at ki.com or in KI Price List or KI Fabrics & Finishes binder. Metallic frame color upcharge is 3% and chrome frame upcharge is 10% to list price.
- C** Select top color. Refer to color addendum at ki.com or in KI Price List or KI Fabrics & Finishes binder.
- D** Select surface finish. Refer to color addendum at ki.com or in KI Price List or KI Fabrics & Finishes binder. Surface finish offerings are based on edge style selections.

- E** Select glide option.
 - BG** = Black nylon
 - SG** = Nickel-plated steel; add \$1
- F** Select carton code.
 - CTN** = Cartoned
 - NP** = No packaging
 See list upcharge chart for carton pricing.

Model	List Upcharge /Unit	Units /Carton
ESD (all)	\$8	2
ELD (all)	8	2

INFORMATION

Cartoning Information
 Uncartoned shipments are standard for single order quantities of twenty or more units shipped via KI carrier. Specify NP.

Cartoning Available
 Specify CTN. Cartoning is required for single orders of less than twenty units or orders sent via air freight or UPS. Dealer requested carriers may also require cartoning.



SPECIAL SERVICES

Special Carton Marking
 With specially marked information N/C

Shipping
 Shipped **assembled f.o.b. Bonduel, Wisconsin 54107** factory. Freight class #125.

Specifications and prices are subject to change without prior notice.



MODEL	Features	MODEL NUMBER						Approx. Packaged Weight	Delivered Pricing
		Basic Model	Frame Color	Top Color	Surface Finish	Glides	Carton Code		
 <p>Standard Top Desk</p> <ul style="list-style-type: none"> • Top constructed of ABS plastic • Frame constructed of 15-gauge elliptical steel tubing • Stacks four high • Anti-tip glides • Glides and tube end caps are black • Accepts optional book box • Adjustable desk height range is 24"-30" in one-inch increments • Lower leg is always chrome 	Adjustable	ESDA	<input type="checkbox"/>	<input type="checkbox"/> <input type="checkbox"/> <input type="checkbox"/> <input type="checkbox"/>		<input type="checkbox"/>	<input type="checkbox"/> <input type="checkbox"/>	25#	\$ 164
 <p>High Pressure Laminate Top Desk</p> <ul style="list-style-type: none"> • Top constructed of ABS plastic with glue-in laminate insert • Frame constructed of 15-gauge elliptical steel tubing • Stacks four high • Anti-tip glides • Glides and tube end caps are black • Accepts optional book box • Adjustable desk height range is 24"-30" in one-inch increments • Lower leg is always chrome 	Adjustable	ELDA	<input type="checkbox"/>	<input type="checkbox"/> <input type="checkbox"/> <input type="checkbox"/> <input type="checkbox"/>	<input type="checkbox"/> <input type="checkbox"/>	<input type="checkbox"/>	<input type="checkbox"/> <input type="checkbox"/>	25#	\$ 200

A B C D E F

HOW TO ORDER

Indicate the following information on order form:

1. Quantity of each item.
2. Model number, including options. See "How To Build a Model Number".
3. Any special service required.

Note: •The indicates that a choice is required.
 •The absence of the indicates that no choice is required.

HOW TO BUILD A MODEL NUMBER

- A** Select basic model.
- B** Select frame color. Refer to color addendum at ki.com or in KI Price List or KI Fabrics & Finishes binder. Metallic frame color upcharge is 3% and chrome frame upcharge is 10% to list price.
- C** Select top color. Refer to color addendum at ki.com or in KI Price List or KI Fabrics & Finishes binder.
- D** Select surface finish. Refer to color addendum at ki.com or in KI Price List or KI Fabrics & Finishes binder. Surface finish offerings are based on edge style selections.
- E** Select glide option.
 - BG** = Black nylon
 - SG** = Nickel-plated steel; add \$1
- F** Select carton code.
 - CTN** = Cartoned
 - NP** = No packaging
 See list upcharge chart for carton pricing.

Model	List Upcharge /Unit	Units /Carton
ESD (all)	\$8	2
ELD (all)	8	2

INFORMATION

Cartoning Information

Uncartoned shipments are standard for single order quantities of twenty or more units shipped via KI carrier. Specify NP.

Cartoning Available

Specify CTN. Cartoning is required for single orders of less than twenty units or orders sent via air freight or UPS. Dealer requested carriers may also require cartoning.

SPECIAL SERVICES

Special Carton Marking


With specially marked information N/C

Shipping

Shipped **assembled f.o.b. Bonduel, Wisconsin 54107** factory. Freight class #125.

Specifications and prices are subject to change without prior notice.



MODEL	Features	MODEL NUMBER						Approx. Packaged Weight	Delivered Pricing
		Basic Model	Frame Color	Surface Finish	Edge Color	Glides	Carton Code		
 <p>EDADA</p> <p>Laminate Top ADA Desk</p> <ul style="list-style-type: none"> • Top constructed of 3/4" solid core with 0.030" high pressure laminate and phenolic backer • Frame constructed of 15-gauge elliptical steel tubing • Stacks four high • Anti-tip glides • Glides and tube end caps are black • Adjustable desk height range is 28"-34" in one-inch increments • Lower leg is always chrome • Inside leg clearance is 30" right to left • Accepts optional book box 	Adjustable	EDADA	<input type="checkbox"/>	<input type="checkbox"/>	<input type="checkbox"/>	<input type="checkbox"/>	<input type="checkbox"/>	35#	\$ 252
		A	B	C	D	E	F		

HOW TO ORDER

Indicate the following information on order form:

1. Quantity of each item.
2. Model number, including options. See "How To Build a Model Number".
3. Any special service required.

Note: •The indicates that a choice is required.
 •The absence of the indicates that no choice is required.

HOW TO BUILD A MODEL NUMBER

A Select basic model.

B Select frame color. Refer to color addendum at ki.com or in KI Price List or KI Fabrics & Finishes binder. Metallic frame color upcharge is 3% and chrome frame upcharge is 10% to list price.

C Select surface finish. Refer to color addendum at ki.com or in KI Price List or KI Fabrics & Finishes binder. Surface finish offerings are based on edge style selections.

D Select edge color. Refer to color addendum at ki.com or in KI Price List or KI Fabrics & Finishes binder. Edge color offerings are based on edge style selections.

E Select glide option.

- BG** = Black nylon
- SG** = Nickel-plated steel; add \$1

F Select carton code.

- CTN** = Cartoned
 - NP** = No packaging
- See list upcharge chart for carton pricing.

Model	List Upcharge /Unit	Units /Carton
EDADA (all)	\$10	2

INFORMATION

Cartoning Information

Uncartoned shipments are standard for single order quantities of twenty or more units shipped via KI carrier. Specify NP.

Cartoning Available

Specify CTN. Cartoning is required for single orders of less than twenty units or orders sent via air freight or UPS. Dealer requested carriers may also require cartoning.

SPECIAL SERVICES

Special Carton Marking



With specially marked information N/C

Shipping

Shipped **assembled f.o.b. Bonduel, Wisconsin 54107** factory. Freight class #125.

Specifications and prices are subject to change without prior notice.



MODEL	Size	MODEL NUMBER						Approx. Packaged Weight	Delivered Pricing
		Basic Model	Frame Color	Top Color	Surface Finish	Glides	Carton Code		
 <p>Standard Top Two-Student Table</p> <ul style="list-style-type: none"> • Top constructed of ABS plastic • Frame constructed of 15-gauge elliptical steel tubing • Anti-tip glides • Glides, tube end caps and mid-section of top are black • Available in four heights: 22", 24", 27", and 30" • Accepts optional book box 	Small	ESDD3L22	<input type="checkbox"/>	<input type="checkbox"/> <input type="checkbox"/> <input type="checkbox"/> <input type="checkbox"/> <input type="checkbox"/>		<input type="checkbox"/> <input type="checkbox"/>	<input type="checkbox"/> <input type="checkbox"/>	39#	\$ 289
	Medium	ESDD3L24	<input type="checkbox"/>	<input type="checkbox"/> <input type="checkbox"/> <input type="checkbox"/> <input type="checkbox"/> <input type="checkbox"/>		<input type="checkbox"/> <input type="checkbox"/>	<input type="checkbox"/> <input type="checkbox"/>	41#	289
	Large	ESDD3L27	<input type="checkbox"/>	<input type="checkbox"/> <input type="checkbox"/> <input type="checkbox"/> <input type="checkbox"/> <input type="checkbox"/>		<input type="checkbox"/> <input type="checkbox"/>	<input type="checkbox"/> <input type="checkbox"/>	43#	289
	Extra Large	ESDD3L30	<input type="checkbox"/>	<input type="checkbox"/> <input type="checkbox"/> <input type="checkbox"/> <input type="checkbox"/> <input type="checkbox"/>		<input type="checkbox"/> <input type="checkbox"/>	<input type="checkbox"/> <input type="checkbox"/>	45#	289
 <p>High Pressure Laminate Top Two-Student Table</p> <ul style="list-style-type: none"> • Top constructed of ABS plastic with glue-in laminate insert • Frame constructed of 15-gauge elliptical steel tubing • Anti-tip glides • Glides, tube end caps and mid-section of top are black • Available in four heights: 22", 24", 27", and 30" • Accepts optional book box 	Small	ELDD3L22	<input type="checkbox"/>	<input type="checkbox"/> <input type="checkbox"/> <input type="checkbox"/> <input type="checkbox"/> <input type="checkbox"/>	<input type="checkbox"/> <input type="checkbox"/>	<input type="checkbox"/> <input type="checkbox"/>	<input type="checkbox"/> <input type="checkbox"/>	39#	\$ 364
	Medium	ELDD3L24	<input type="checkbox"/>	<input type="checkbox"/> <input type="checkbox"/> <input type="checkbox"/> <input type="checkbox"/> <input type="checkbox"/>	<input type="checkbox"/> <input type="checkbox"/>	<input type="checkbox"/> <input type="checkbox"/>	<input type="checkbox"/> <input type="checkbox"/>	41#	364
	Large	ELDD3L27	<input type="checkbox"/>	<input type="checkbox"/> <input type="checkbox"/> <input type="checkbox"/> <input type="checkbox"/> <input type="checkbox"/>	<input type="checkbox"/> <input type="checkbox"/>	<input type="checkbox"/> <input type="checkbox"/>	<input type="checkbox"/> <input type="checkbox"/>	43#	364
	Extra Large	ELDD3L30	<input type="checkbox"/>	<input type="checkbox"/> <input type="checkbox"/> <input type="checkbox"/> <input type="checkbox"/> <input type="checkbox"/>	<input type="checkbox"/> <input type="checkbox"/>	<input type="checkbox"/> <input type="checkbox"/>	<input type="checkbox"/> <input type="checkbox"/>	45#	364

A B C D E F

HOW TO ORDER

Indicate the following information on order form:

1. Quantity of each item.
2. Model number, including options. See "How To Build a Model Number".
3. Any special service required.

Note: •The indicates that a choice is required.
•The absence of the indicates that no choice is required.

HOW TO BUILD A MODEL NUMBER

A Select basic model.

B Select frame color.
Refer to color addendum at ki.com or in KI Price List or KI Fabrics & Finishes binder.
Metallic frame color upcharge is 3% and chrome frame upcharge is 10% to list price.

C Select top color.
Refer to color addendum at ki.com or in KI Price List or KI Fabrics & Finishes binder.

D Select surface finish.
Refer to color addendum at ki.com or in KI Price List or KI Fabrics & Finishes binder. Surface finish offerings are based on edge style selections.

E Select glide option.

BG = Black nylon
SG = Nickel-plated steel; add \$1

F Select carton code.

CTN = Cartoned
NP = No packaging
See list upcharge chart for carton pricing.

Model	List Upcharge Per Unit	Units /Carton
ESDD3L (all)	\$23	2
ELDD3L (all)	23	2

INFORMATION

Cartoning Information

Uncartoned shipments are standard for single order quantities of twenty or more units shipped via KI carrier. Specify NP.

Cartoning Available

Specify CTN. Cartoning is required for single orders of less than twenty units or orders sent via air freight or UPS. Dealer requested carriers may also require cartoning.

SPECIAL SERVICES

Special Carton Marking

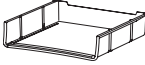

With specially marked information N/C

Shipping

Shipped **assembled f.o.b. Bonduel, Wisconsin 54107** factory. Freight class #125.

Specifications and prices are subject to change without prior notice.



MODEL	MODEL NUMBER		Approx. Packaged Weight	Delivered Pricing
	Basic Model	Book Box Color		
 HRDPT Book Box • Available for desks and two-student tables only • Can be used as book box, keyboard tray or tote • Field retrofitable • Accepts optional mouse tray - see below • Accommodates keyboards up to 18.25" wide • 19.82"w x 19.09"d x 4.20"h • Field installs by sliding into built-in tracks • Pulls out toward user for easy access to books and materials • Constructed of ABS plastic	EBB	<input type="checkbox"/> <input type="checkbox"/> <input type="checkbox"/> <input type="checkbox"/>	6#	\$ 43
 HRDPT Mouse Tray • Constructed of ABS plastic • Slides into tracks molded into underside of book box • Slides for right- or left-handed use • Available in black only	EMT,ENBL		2#	\$ 10

A

B

HOW TO ORDER

Indicate the following information on order form:
 1. Quantity of each item.
 2. Model number, including options. See "How To Build a Model Number".
 3. Any special service required.

Note: •The indicates that a choice is required.
 •The absence of the indicates that no choice is required.

HOW TO BUILD A MODEL NUMBER

- A Select basic model.
- B Select book box color. Refer to color addendum at ki.com or in KI Price List or KI Fabrics & Finishes binder.

SPECIAL SERVICES

Special Carton Marking
 With specially marked information N/C

Shipping
 Shipped **assembled f.o.b. Bonduel, Wisconsin 54107** factory. Freight class #125.

Specifications and prices are subject to change without prior notice.

Intellect Wave™ Classroom Furniture

General Information



Cantilever Chair (IWC)



4-Leg Chair (IW4)



Music Chair (IWMC)



4-Leg Chair with Casters (IW4C)



Task Chair (IWPD)

Features

Stacking	•	•	•	•
Book rack (under seat) for 18" or larger chairs	•	•	•	•

General Dimensions

Seat width x depth	see chart	see chart	see chart	see chart	see chart
Seat height	see chart	see chart	see chart	see chart	see chart

Overall Dimensions

Width x depth	see chart	see chart	see chart	see chart	24-1/2" x 24-1/2"
Height	see chart	see chart	see chart	see chart	see chart

Stacking on Dolly - 18" Chair Only

Overall width	22-1/2"	22-1/2"
Overall depth	29"	39"
Quantity/height	9 chairs/62" high	10 chairs/65" high

Stacking on Floor - 18" Chair Only

Overall width	21"	21"	21"
Overall depth	37"	34"	33"
Quantity/height	7 chairs/49" high	8 chairs/49" high	5 chairs/43" high

SPECIFICATIONS

Shell

One-piece contoured shell shall be made of static-free, high-impact polypropylene. Colorfastness ensured through complete color impregnation throughout the molded part. Strength and durability shall be assured through an engineered internal structural cavity which eliminates the need for unsightly ribs on the back of the shell. Rolled edges for comfort and strength. Textured front and back. Wide, ergonomic handle molded into chair back for ease of mobility. Fastens to frame with six 3/16" multi-grip, high-strength steel rivets. Upholstered chairs have partially exposed polypropylene surfaces. Fabric is upholstered over 9/16" foam on the back and seat and fastened to an inner shell with screws.

Frames

Cantilever Chair, 4-Leg Chair, 4-Leg

w/Casters, Music Chair, and Cafe Stool

.75" x 1.5" O.D. x 15-gauge elliptical steel tubing welded to a 14-gauge steel plate. Frame shall be duplex nickel chrome plated or powder coated after all welding processes are complete.

Task Chair and Stool

The frame is constructed of a 12-gauge base plate powder coated black.

Book Rack (under seat)

External framework of 5/16" diameter solid wire rod welded to the chair frame. Cross braces of 5/16" diameter solid wire rod welded between the external framework.

Glides

Cantilever Chair, and Cafe Stool
Glides are made of two components—the body and the glide cap. The glide body is made of heavy-duty nylon plastic. The standard glide features a warm grey molded bottom with a flat contour for better weight distri-

bution. The bottom is molded to the glide body for a secure bond. On Two Student Desks, the center leg has two adjustable threaded glides to level the desk on uneven floors. Optional steel rear glide caps are also available (recommended for carpet applications).

4-Leg Chair and Music Chair

Swivel Carpin Floor Saver glides are standard and should be used on all VCT tile floor applications but should not be used on carpet floors. Swivel type, polished zinc-plated steel glides are optional.

Task Chair and Stool

Adjustable molded, high-impact plastic glides.

Casters - Task Chair, Task Stool, and 4-Leg Chair w/Casters

Carpet Casters

Double wheels of high-impact thermoplastic. High-impact plastic frame. Black finish only.

Hard Floor Casters

Double wheels of soft plastic. High-impact plastic frame. Black finish only.

Pneumatic Height Adjustment - Task Chair and Stool

Lever-activated pneumatic cylinder enables seat height adjustment from 16-1/2" to 21-1/2" (large chair), 14" to 16-1/2" (medium chair), and 20-1/4" to 30-3/4" (stool).

Base

Task Chair

24" injection-molded, glass-reinforced nylon 5-blade base.

Task Base Stool

26" injection-molded, glass-reinforced nylon 5-blade base.

Armrest - Task Chair and Stool

A tubular steel frame supports self-skinning urethane armrests. The support is bolted to the seat underside. Armrest paint color and top pad are always black. (Field installable)



Intellect Wave™ Classroom Furniture

General Information

General Dimensions			
	Seat Height	Seat Width	Seat Depth
Extra Small	10	12.5	12.0
Small	13	12.5	12.0
Medium	15	14.3	14.0
Large	18	17.5	17.0

Cantilever Chair Overall Dimensions			
	Width	Depth	Height
Extra Small			
Small	15.3	14.0	23.0
Medium	17.2	16.0	26.5
Large	20.2	19.5	32.0

	4-Leg Chair Overall Dimensions			4-Leg Chair w/Casters Overall Dimensions		
	Width	Depth	Height	Width	Depth	Height
Extra Small	14.8	13.9	20.0			
Small	14.8	13.9	23.0			
Medium	16.7	16.0	26.5	16.7	16.0	26.5
Large	19.7	19.4	32.0	19.7	19.4	32.0

	Music Chair Overall Dimensions				Pedestal Chair w/out Arms Overall Dimensions			
	Seat Height	Width	Depth	Height	Seat Height	Seat Width	Seat Depth	Overall Height
Extra Small								
Small								
Medium	16.5	16.7	17.5	29.3	16.7	16.0	14.0 - 16.8	25.5 - 28.3
Large	19.0	19.7	21.2	34.6	19.7	19.4	16.5 - 21.5	30.5 - 35.5

Recommended Seat Size Chart

Grade	10"	13"	15"	18"
Pre - K	X	X		
1		X	X	
2-3			X	
4			X	X
5-12				X

INFORMATION

Warranty

Refer to KI Terms & Conditions document or visit ki.com



dgbExplodedView


Intellect Wave™ Classroom Furniture

Cantilever Chair



Intellect Wave™ Classroom Furniture

Cantilever Chair

MODEL	Size	MODEL NUMBER					Approx. Packaged Weight	Delivered Pricing
		Basic Model	Frame Color	Shell Color	Glides	Carton Code		
 <p>Cantilever Chair</p> <ul style="list-style-type: none"> • Stacking • Optional book rack 	Small Polypropylene	IWC13	<input type="checkbox"/>	<input type="checkbox"/>	<input type="checkbox"/>	<input type="checkbox"/>	14#	\$ 104
	Medium Polypropylene	IWC15	<input type="checkbox"/>	<input type="checkbox"/>	<input type="checkbox"/>	<input type="checkbox"/>	15#	105
	Large Polypropylene	IWC18	<input type="checkbox"/>	<input type="checkbox"/>	<input type="checkbox"/>	<input type="checkbox"/>	16#	109
	Large Polypropylene with Book Rack	IWC18BR	<input type="checkbox"/>	<input type="checkbox"/>	<input type="checkbox"/>	CTN	19#	141

IWC

A **B** **C** **D** **E**

HOW TO ORDER

Indicate the following information on order form:

1. Quantity of each item.
2. Model number, including options. See "How To Build a Model Number".
3. Any special service required.

Note: •The indicates that a choice is required.
•The absence of the indicates that no choice is required.

HOW TO BUILD A MODEL NUMBER

See list upcharge chart for carton pricing.

- A** Select basic model.
- B** Select frame color.
Refer to color addendum at ki.com or in KI Price List or KI Fabrics & Finishes binder.
Chrome frame upcharge is 10% to list price.
- C** Select shell color.
Refer to color addendum at ki.com or in KI Price List or KI Fabrics & Finishes binder.
- D** Select glide option.
NG = Nylon glides
SG = Nickel-plated steel
- E** Select carton code.
CTN = Cartoned
NP = No packaging

Model	List Upcharge Per Unit	Units /Carton
IWC13	\$4	5
IWC15	5	4
IWC18	5	4
IWC18BR	21	1

INFORMATION

Cartoning Information

Uncartoned shipments are standard for single order quantities of twenty or more units shipped via KI carrier. Specify NP.

Cartoning Available

Specify CTN. Cartoning is required for single orders of less than twenty units or orders sent via air freight or UPS. Dealer requested carriers may also require cartoning.

OPTIONS

California TB133 Fire Safety Code

Cal133: Add FR to the end of the model number and \$19 to list.

SPECIAL SERVICES

Special Carton Marking


With specially marked information N/C

Shipping

Shipped **assembled f.o.b. Green Bay, Wisconsin 54302** factory. Freight class #125.

Specifications and prices are subject to change without prior notice.



MODEL	Size	MODEL NUMBER					Approx. Packaged Weight	Delivered Pricing
		Basic Model	Frame Color	Shell Color	Glides	Carton Code		
 <p>4-Leg Chair</p> <ul style="list-style-type: none"> • Stacking • Optional book rack 	Extra Small Polypropylene	IW410	<input type="checkbox"/>	<input type="checkbox"/>	<input type="checkbox"/>	<input type="checkbox"/>	14#	\$ 100
	Small Polypropylene	IW413	<input type="checkbox"/>	<input type="checkbox"/>	<input type="checkbox"/>	<input type="checkbox"/>	15#	100
	Medium Polypropylene	IW415	<input type="checkbox"/>	<input type="checkbox"/>	<input type="checkbox"/>	<input type="checkbox"/>	16#	101
	Large Polypropylene	IW418	<input type="checkbox"/>	<input type="checkbox"/>	<input type="checkbox"/>	<input type="checkbox"/>	17#	105
	Large Polypropylene with Book Rack	IW418BR	<input type="checkbox"/>	<input type="checkbox"/>	<input type="checkbox"/>	CTN	20#	138

IW4

- A
- B
- C
- D
- E

HOW TO ORDER

Indicate the following information on order form:

- Quantity of each item.
- Model number, including options. See "How To Build a Model Number".
- Any special service required.

Note: •The indicates that a choice is required.
 •The absence of the indicates that no choice is required.

HOW TO BUILD A MODEL NUMBER

- A** Select basic model.
- B** Select frame color. Refer to color addendum at ki.com or in KI Price List or KI Fabrics & Finishes binder. Chrome frame upcharge is 10% to list price.
- C** Select shell color. Refer to color addendum at ki.com or in KI Price List or KI Fabrics & Finishes binder.
- D** Select glide option.
 - FS** = Nylon Carpin floor saver glides
 - SG** = Steel glides
 - /FS - Nylon Carpin Floor Saver Glide (R) (cannot be used on carpet)

- E** Select carton code.
 - CTN** = Cartoned
 - NP** = No packaging
 See list upcharge chart for carton pricing.

Model	List Upcharge Per Unit	Units /Carton
IW410	\$4	5
IW413	4	5
IW415	5	4
IW418	5	4
IW418BR	21	1

INFORMATION

Cartoning Information
 Uncartoned shipments are standard for single order quantities of twenty or more units shipped via KI carrier. Specify NP.

Cartoning Available
 Specify CTN. Cartoning is required for single orders of less than twenty units or orders sent via air freight or UPS. Dealer requested carriers may also require cartoning.

OPTIONS

California TB133 Fire Safety Code
 Cal133: Add FR to the end of the model number and \$19 to list.

SPECIAL SERVICES

Special Carton Marking
 With specially marked information N/C

Shipping
 Shipped **assembled f.o.b. Green Bay, Wisconsin 54302** factory. Freight class #125.

Specifications and prices are subject to change without prior notice.

Intellect Wave™ Classroom Furniture

Combination Chair/Desk



Intellect Wave™ Classroom Furniture

Combination Chair/Desk

MODEL	MODEL NUMBER							Approx. Packaged Weight	Delivered Pricing	
	Basic Model	Frame Color	Shell Color	Top Color	Surface Finish	Glides	Carton Code			
Standard Top Combination Desk • Top constructed of ABS plastic	IWSCD	<input type="checkbox"/>	<input type="checkbox"/>	<input type="checkbox"/>	<input type="checkbox"/>	<input type="checkbox"/>	<input type="checkbox"/>	<input type="checkbox"/>	33#	\$ 232
Standard Top Combination Desk with Book Rack	IWSCDBR	<input type="checkbox"/>	<input type="checkbox"/>	<input type="checkbox"/>	<input type="checkbox"/>	<input type="checkbox"/>	<input type="checkbox"/>	<input type="checkbox"/>	36#	\$ 254
High Pressure Laminate Top Combination Desk • Top constructed of ABS plastic with glue-in laminate insert	IWLCD	<input type="checkbox"/>	<input type="checkbox"/>	<input type="checkbox"/>	<input type="checkbox"/>	<input type="checkbox"/>	<input type="checkbox"/>	<input type="checkbox"/>	33#	\$ 269
High Pressure Laminate Top Combination Desk with Book Rack	IWLCDDBR	<input type="checkbox"/>	<input type="checkbox"/>	<input type="checkbox"/>	<input type="checkbox"/>	<input type="checkbox"/>	<input type="checkbox"/>	<input type="checkbox"/>	36#	\$ 291

A **B** **C** **D** **E** **F** **G**

HOW TO ORDER

Indicate the following information on order form:

- Quantity of each item.
- Model number, including options. See "How To Build a Model Number".
- Any special service required.

Note: •The indicates that a choice is required.
•The absence of the indicates that no choice is required.

HOW TO BUILD A MODEL NUMBER

- A** Select basic model.

- B** Select frame color.
Refer to color addendum at ki.com or in KI Price List or KI Fabrics & Finishes binder.
Chrome frame upcharge is 10% to list price.

- C** Select shell color.
Refer to color addendum at ki.com or in KI Price List or KI Fabrics & Finishes binder.

- D** Select top color.
Refer to color addendum at ki.com or in KI Price List or KI Fabrics & Finishes binder.

- E** Select surface finish.
Refer to color addendum at ki.com or in

KI Price List or KI Fabrics & Finishes binder. Surface finish offerings are based on edge style selections.

- F** Select glide option.
FS = Nylon Carpin Floor Saver Glide (R)
SG = Steel glide
/FS - Nylon Carpin Floor Saver Glide (R) (cannot be used on carpet)

- G** Select carton code.
CTN = Cartoned
NP = No packaging
See list upcharge chart for carton pricing.

Model	List Upcharge Per Unit	Units /Carton
IWSCD	\$30	1
IWSCDBR	30	1
IWLCD	30	1
IWLCDDBR	30	1

INFORMATION

Cartoning Information

Uncartoned shipments are standard for single order quantities of twenty or more units shipped via KI carrier. Specify NP.

Cartoning Available

Specify CTN. Cartoning is required for single orders of less than twenty units or orders sent via air freight or UPS. Dealer requested carriers may also require cartoning.

FINISH INFORMATION

Additional Laminate Offering

Additional laminates beyond KI standard offering, are available with two weeks extended leadtime. To specify additional laminates, use these designators followed by the supplier's color/pattern code:

Formica - LF/supplier's color pattern code
Nevamar - LN/supplier's color pattern code
Wilsonart - LW/supplier's color pattern code

KI's standard finish is the supplier's recommended finish for that color/pattern.
Note: Nonstandard laminates from these suppliers (example: textured laminates), require an upcharge and additional leadtime. Contact KI.

OPTIONS

California TB133 Fire Safety Code

Cal133: Add FR to the end of the model number and \$19 to list. Available on IWL only

SPECIAL SERVICES

Special Carton Marking

With specially marked information N/C

Shipping

Shipped **assembled f.o.b. Green Bay, Wisconsin 54302** factory. Freight class #125.

Specifications and prices are subject to change without prior notice.


Intellect Wave™ Classroom Furniture

Double Entry Desk



Intellect Wave™ Classroom Furniture

Double Entry Desk

MODEL	MODEL NUMBER							Approx. Packaged Weight	Delivered Pricing
	Basic Model	Frame Color	Shell Color	Top Color	Surface Finish	Glides	Carton Code		
 <p>Standard Top Double Entry Desk • Top constructed of ABS plastic</p> <p>IWDE</p>	IWSDE	<input type="checkbox"/>	<input type="checkbox"/>	<input type="checkbox"/> <input type="checkbox"/> <input type="checkbox"/> <input type="checkbox"/>		<input type="checkbox"/>	<input type="checkbox"/>	32#	\$ 232
<p>Standard Top Double Entry Desk with Book Rack</p>	IWSDEBR	<input type="checkbox"/>	<input type="checkbox"/>	<input type="checkbox"/> <input type="checkbox"/> <input type="checkbox"/> <input type="checkbox"/>		<input type="checkbox"/>	<input type="checkbox"/>	35#	\$ 254
<p>High Pressure Laminate Top Double Entry Desk • Top constructed of ABS plastic with glue-in laminate insert</p>	IWLDE	<input type="checkbox"/>	<input type="checkbox"/>	<input type="checkbox"/> <input type="checkbox"/> <input type="checkbox"/> <input type="checkbox"/>	<input type="checkbox"/>	<input type="checkbox"/>	<input type="checkbox"/>	32#	\$ 269
<p>High Pressure Laminate Top Double Entry Desk with Book Rack</p>	IWLDEBR	<input type="checkbox"/>	<input type="checkbox"/>	<input type="checkbox"/> <input type="checkbox"/> <input type="checkbox"/> <input type="checkbox"/>	<input type="checkbox"/>	<input type="checkbox"/>	<input type="checkbox"/>	35#	\$ 291
		A	B	C	D	E	F	G	

HOW TO ORDER

Indicate the following information on order form:

- Quantity of each item.
- Model number, including options. See "How To Build a Model Number".
- Any special service required.

Note: •The indicates that a choice is required.
•The absence of the indicates that no choice is required.

HOW TO BUILD A MODEL NUMBER

A Select basic model.

B Select frame color.
Refer to color addendum at ki.com or in KI Price List or KI Fabrics & Finishes binder.
Chrome frame upcharge is 10% to list price.

C Select shell color.
Refer to color addendum at ki.com or in KI Price List or KI Fabrics & Finishes binder.

D Select top color.
Refer to color addendum at ki.com or in KI Price List or KI Fabrics & Finishes binder.

E Select surface finish.
Refer to color addendum at ki.com or in

KI Price List or KI Fabrics & Finishes binder. Surface finish offerings are based on edge style selections.

F Select glide option.
NG = Nylon glides
SG = Nickel-plated steel

G Select carton code.
CTN = Cartoned
NP = No packaging
See list upcharge chart for carton pricing.

Model	List Upcharge Per Unit	Units /Carton
IWDE	\$30	1
IWDEBR	30	1
IWLDE	30	1
IWLDEBR	30	1

INFORMATION

Cartoning Information

Uncartoned shipments are standard for single order quantities of twenty or more units shipped via KI carrier. Specify NP.

Cartoning Available

Specify CTN. Cartoning is required for single orders of less than twenty units or orders sent via air freight or UPS. Dealer requested carriers may also require cartoning.

FINISH INFORMATION

Additional Laminate Offering

Additional laminates beyond KI standard offering, are available with two weeks extended leadtime. To specify additional laminates, use these designators followed by the supplier's color/pattern code:

Formica - LF/supplier's color pattern code
Nevamar - LN/supplier's color pattern code
Wilsonart - LW/supplier's color pattern code

KI's standard finish is the supplier's recommended finish for that color/pattern.
Note: Nonstandard laminates from these suppliers (example: textured laminates), require an upcharge and additional leadtime. Contact KI.

OPTIONS

California TB133 Fire Safety Code

Cal133: Add FR to the end of the model number and \$19 to list. Available on IWL only

SPECIAL SERVICES

Special Carton Marking

With specially marked information N/C

Shipping

Shipped **assembled f.o.b. Green Bay, Wisconsin 54302** factory. Freight class #125.

Specifications and prices are subject to change without prior notice.


Intellect Wave™ Classroom Furniture

Tablet Arm Chair



Intellect Wave™ Classroom Furniture

Tablet Arm Chair

MODEL	Size	MODEL NUMBER							Approx. Packaged Weight	Delivered Pricing
		Basic Model	Tablet Arm Direction	Frame Color	Shell Color	Surface Finish	Glides	Carton Code		
 <p>Standard Tablet Arm Chair</p> <ul style="list-style-type: none"> • Swivel type glides • Optional book rack • Seat clearance is 15-1/2" • 18" seat height 	Polypropylene	IWTASFL	<input type="checkbox"/>	<input type="checkbox"/>	<input type="checkbox"/>	<input type="checkbox"/>	<input type="checkbox"/>	<input type="checkbox"/>	26#	\$ 249
	Polypropylene	IWTASFX	<input type="checkbox"/>	<input type="checkbox"/>	<input type="checkbox"/>	<input type="checkbox"/>	<input type="checkbox"/>	<input type="checkbox"/>	26#	215
	Polypropylene with Book Rack	IWTASFLBR	<input type="checkbox"/>	<input type="checkbox"/>	<input type="checkbox"/>	<input type="checkbox"/>	<input type="checkbox"/>	<input type="checkbox"/>	28#	270
	Polypropylene with Book Rack	IWTASFXBR	<input type="checkbox"/>	<input type="checkbox"/>	<input type="checkbox"/>	<input type="checkbox"/>	<input type="checkbox"/>	<input type="checkbox"/>	28#	236
<div style="display: flex; justify-content: space-around; width: 100%;"> A B C D E F G </div>										
<p>Laptop Tablet Arm Chair</p>	Polypropylene	IWTALTFL	<input type="checkbox"/>	<input type="checkbox"/>	<input type="checkbox"/>	<input type="checkbox"/>	<input type="checkbox"/>	<input type="checkbox"/>	29#	\$ 289
	Polypropylene	IWTALTFX	<input type="checkbox"/>	<input type="checkbox"/>	<input type="checkbox"/>	<input type="checkbox"/>	<input type="checkbox"/>	<input type="checkbox"/>	29#	255
	Polypropylene with Book Rack	IWTALTFLBR	<input type="checkbox"/>	<input type="checkbox"/>	<input type="checkbox"/>	<input type="checkbox"/>	<input type="checkbox"/>	<input type="checkbox"/>	31#	310
	Polypropylene with Book Rack	IWTALTFXBR	<input type="checkbox"/>	<input type="checkbox"/>	<input type="checkbox"/>	<input type="checkbox"/>	<input type="checkbox"/>	<input type="checkbox"/>	31#	277

IWTA

HOW TO ORDER

Indicate the following information on order form:

1. Quantity of each item.
2. Model number, including options. See "How To Build a Model Number".
3. Any special service required.

Note: •The indicates that a choice is required.
 •The absence of the indicates that no choice is required.

HOW TO BUILD A MODEL NUMBER

- A** Select basic model.
- B** Select tablet direction
LH = Left hand
RH = Right hand
- C** Select frame color.
 Refer to color addendum at ki.com or in KI Price List or KI Fabrics & Finishes binder.
 Chrome frame upcharge is 10% to list price.
- D** Select shell color.
 Refer to color addendum at ki.com or in KI Price List or KI Fabrics & Finishes binder.
- E** Select surface finish.
 Refer to color addendum at ki.com or in KI Price List or KI Fabrics & Finishes

binder. Surface finish offerings are based on edge style selections.

- F** Select glide option.
FS = Nylon Carpin Floor Saver
Glide (R)
SG = Steel glide
- G** Select carton code.
CTN = Cartoned
NP = No packaging
 See list upcharge chart for carton pricing.

Model	List Upcharge Per Unit	Units /Carton
IWTASFX	\$25	1
IWTASFXBR	25	1
IWTASFL	25	1
IWTASFLBR	25	1
IWTALTFX	25	1
IWTALTFXBR	25	1
IWTALTFL	25	1
IWTALTFLBR	25	1

INFORMATION

Cartoning Information
 Uncartoned shipments are standard for single order quantities of fifty or more units shipped via KI carrier. Specify NP.

Cartoning Available
 Specify CTN. Cartoning is required for single orders of less than fifty units or orders sent via air freight or UPS. Dealer requested carriers may also require cartoning.

OPTIONS

California TB133 Fire Safety Code
 Cal133: Add FR to the end of the model number and \$19 to list.

FINISH INFORMATION

Additional Laminate Offering
 Additional laminates beyond KI standard offering, are available with two weeks extended leadtime. To specify additional laminates, use these designators followed by the supplier's color/pattern code:

Formica - LF/supplier's color pattern code
 Nevamar - LN/supplier's color pattern code
 Wilsonart - LW/supplier's color pattern code

KI's standard finish is the supplier's recommended finish for that color/pattern.
 Note: Nonstandard laminates from these suppliers (example: textured laminates), require an upcharge and additional leadtime. Contact KI.

SPECIAL SERVICES

Special Carton Marking
 With specially marked information N/C

Shipping
 Shipped **assembled f.o.b. Green Bay, Wisconsin 54302** factory. Freight class #125.

Specifications and prices are subject to change without prior notice.


Intellect Wave™ Classroom Furniture

Pedestal Chair



Intellect Wave™ Classroom Furniture

Pedestal Chair

MODEL	Size	MODEL NUMBER			Approx. Packaged Weight	Delivered Pricing
		Basic Model	Base	Shell Color		
 Pedestal Chair • Adjusts from 16-1/2" to 21-1/2" • Ships KD • Base/cylinder always black	Large Polypropylene	IWPD	<input type="checkbox"/>	<input type="checkbox"/>	15#	\$ 195
	Large with arms	IWPDA	<input type="checkbox"/>	<input type="checkbox"/>	21#	306
IWPD						
Stool • Adjusts from 20-1/4" to 30-3/4" • Ships KD • Foot ring • Base/cylinder always black	Large Polypropylene	IWS		<input type="checkbox"/>	17#	\$ 230
	Large Polypropylene with Arms	IWSA		<input type="checkbox"/>	23#	340
IWS						

A **B** **C**

HOW TO ORDER

Indicate the following information on order form:

1. Quantity of each item.
2. Model number, including options. See "How To Build a Model Number".
3. Any special service required.

Note: •The indicates that a choice is required.
 •The absence of the indicates that no choice is required.

HOW TO BUILD A MODEL NUMBER

- A** Select basic model.
- B** Select base.
 - C** = Carpet casters
 - G** = Glides
 - S** = Hard floor casters
- C** Select shell color. Refer to color addendum at ki.com or in KI Price List or KI Fabrics & Finishes binder. Pedestal chair armrest paint color and top pad always black.

OPTIONS

California TB133 Fire Safety Code
 Cal133: Add FR to the end of the model number and \$19 to list.

SPECIAL SERVICES

Special Carton Marking

With specially marked information N/C

Shipping

Shipped **k.d. f.o.b. Green Bay, Wisconsin 54302** factory. Freight class #125.

Specifications and prices are subject to change without prior notice.


Intellect Wave™ Classroom Furniture

Dolly



Intellect Wave™ Classroom Furniture

Dolly

MODEL	MODEL NUMBER	Approx. Packaged Weight	Delivered Pricing
	Basic Model		
 <p>Cantilever</p> <ul style="list-style-type: none"> • For 18" Cantilever and 4-leg chairs only • Black powder coat finish 	IWD.BL	30#	\$ 379

HRDPT

A

HOW TO ORDER

Indicate the following information on order form:

1. Quantity of each item.
2. Model number, including options. See "How To Build a Model Number".
3. Any special service required.

Note: •The indicates that a choice is required.
 •The absence of the indicates that no choice is required.

HOW TO BUILD A MODEL NUMBER

- A Select basic model.

SPECIAL SERVICES

Special Carton Marking

With specially marked information N/C

Shipping

Shipped **assembled freight prepaid f.o.b. Green Bay, Wisconsin 54302** factory. Freight class #125.

Specifications and prices are subject to change without prior notice.

Intellect Wave™ Classroom Furniture

General Information



Cantilever Chair (IWC)



4-Leg Chair (IW4)



Music Chair (IWMC)



4-Leg Chair with Casters (IW4C)



Task Chair (IWPD)

Features

Stacking	•	•	•	•
Book rack (under seat) for 18" or larger chairs	•	•	•	•

General Dimensions

Seat width x depth	see chart	see chart	see chart	see chart	see chart
Seat height	see chart	see chart	see chart	see chart	see chart

Overall Dimensions

Width x depth	see chart	see chart	see chart	see chart	24-1/2" x 24-1/2"
Height	see chart	see chart	see chart	see chart	see chart

Stacking on Dolly - 18" Chair Only

Overall width	22-1/2"	22-1/2"
Overall depth	29"	39"
Quantity/height	9 chairs/62" high	10 chairs/65" high

Stacking on Floor - 18" Chair Only

Overall width	21"	21"	21"
Overall depth	37"	34"	33"
Quantity/height	7 chairs/49" high	8 chairs/49" high	5 chairs/43" high

SPECIFICATIONS

Shell

One-piece contoured shell shall be made of static-free, high-impact polypropylene. Colorfastness ensured through complete color impregnation throughout the molded part. Strength and durability shall be assured through an engineered internal structural cavity which eliminates the need for unsightly ribs on the back of the shell. Rolled edges for comfort and strength. Textured front and back. Wide, ergonomic handle molded into chair back for ease of mobility. Fastens to frame with six 3/16" multi-grip, high-strength steel rivets. Upholstered chairs have partially exposed polypropylene surfaces. Fabric is upholstered over 9/16" foam on the back and seat and fastened to an inner shell with screws.

Frames

Cantilever Chair, 4-Leg Chair, 4-Leg

w/Casters, Music Chair, and Cafe Stool

.75" x 1.5" O.D. x 15-gauge elliptical steel tubing welded to a 14-gauge steel plate. Frame shall be duplex nickel chrome plated or powder coated after all welding processes are complete.

Task Chair and Stool

The frame is constructed of a 12-gauge base plate powder coated black.

Book Rack (under seat)

External framework of 5/16" diameter solid wire rod welded to the chair frame. Cross braces of 5/16" diameter solid wire rod welded between the external framework.

Glides

Cantilever Chair, and Cafe Stool
Glides are made of two components—the body and the glide cap. The glide body is made of heavy-duty nylon plastic. The standard glide features a warm grey molded bottom with a flat contour for better weight distri-

bution. The bottom is molded to the glide body for a secure bond. On Two Student Desks, the center leg has two adjustable threaded glides to level the desk on uneven floors. Optional steel rear glide caps are also available (recommended for carpet applications).

4-Leg Chair and Music Chair

Swivel Carpin Floor Saver glides are standard and should be used on all VCT tile floor applications but should not be used on carpet floors. Swivel type, polished zinc-plated steel glides are optional.

Task Chair and Stool

Adjustable molded, high-impact plastic glides.

Casters - Task Chair, Task Stool, and 4-Leg Chair w/Casters

Carpet Casters

Double wheels of high-impact thermoplastic. High-impact plastic frame. Black finish only.

Hard Floor Casters

Double wheels of soft plastic. High-impact plastic frame. Black finish only.

Pneumatic Height Adjustment - Task Chair and Stool

Lever-activated pneumatic cylinder enables seat height adjustment from 16-1/2" to 21-1/2" (large chair), 14" to 16-1/2" (medium chair), and 20-1/4" to 30-3/4" (stool).

Base

Task Chair

24" injection-molded, glass-reinforced nylon 5-blade base.

Task Base Stool

26" injection-molded, glass-reinforced nylon 5-blade base.

Armrest - Task Chair and Stool

A tubular steel frame supports self-skinning urethane armrests. The support is bolted to the seat underside. Armrest paint color and top pad are always black. (Field installable)



Intellect Wave™ Classroom Furniture

General Information

General Dimensions			
	Seat Height	Seat Width	Seat Depth
Extra Small	10	12.5	12.0
Small	13	12.5	12.0
Medium	15	14.3	14.0
Large	18	17.5	17.0

Cantilever Chair Overall Dimensions			
	Width	Depth	Height
Extra Small			
Small	15.3	14.0	23.0
Medium	17.2	16.0	26.5
Large	20.2	19.5	32.0

	4-Leg Chair Overall Dimensions			4-Leg Chair w/Casters Overall Dimensions		
	Width	Depth	Height	Width	Depth	Height
Extra Small	14.8	13.9	20.0			
Small	14.8	13.9	23.0			
Medium	16.7	16.0	26.5	16.7	16.0	26.5
Large	19.7	19.4	32.0	19.7	19.4	32.0

	Music Chair Overall Dimensions				Pedestal Chair w/out Arms Overall Dimensions			
	Seat Height	Width	Depth	Height	Seat Height	Seat Width	Seat Depth	Overall Height
Extra Small								
Small								
Medium	16.5	16.7	17.5	29.3	16.7	16.0	14.0 - 16.8	25.5 - 28.3
Large	19.0	19.7	21.2	34.6	19.7	19.4	16.5 - 21.5	30.5 - 35.5

Recommended Seat Size Chart

Grade	10"	13"	15"	18"
Pre - K	X	X		
1		X	X	
2-3			X	
4			X	X
5-12				X

INFORMATION

Warranty

Refer to KI Terms & Conditions document or visit ki.com

Intellect Wave™ Classroom Furniture

General Information



**Task Stool
(IWS)**



**Cafe Stool
(IWCS)**



Dolly (IWD)

Features

Stacking	•		
----------	---	--	--

General Dimensions

Seat width x depth	17-1/2" x 17"	17-1/2" x 17"	
Seat height	20-1/2" - 30-3/4"	30"	

Overall Dimensions

Width x depth	26" x 26"	19-3/4" x 21-1/2"	22-1/2" x 25-1/2"
Height	34-1/4" - 44-3/4"	44-1/2"	


Stacking on Floor - 18" Chair Only

Quantity/height			
-----------------	--	--	--




Intellect Wave™ Classroom Furniture


General Information



Book Rack (Under Seat)



Wire Book Basket (Under Desk)



Plastic Book Box



Book Bag Hook

Features

Height	9"	4-1/2"	4"	2 3/4"
Width	13"	21-1/2"	15"	3"
Depth	12"	12"	14"	2"

SPECIFICATIONS

Shell

One-piece contoured shell shall be made of static-free, high-impact polypropylene. Colorfastness ensured through complete color impregnation throughout the molded part. Strength and durability shall be assured through an engineered internal structural cavity which eliminates the need for unsightly ribs on the back of the shell. Rolled edges for comfort and strength. Textured front and back. Wide, ergonomic handle molded into chair back for ease of mobility. Fastens to frame with six 3/16" multi-grip, high-strength steel rivets. Upholstered chairs have partially exposed polypropylene surfaces. Fabric is upholstered over 9/16" foam on the back and seat and fastened to an inner shell with screws.

Frames

Cantilever Chair, 4-Leg Chair, 4-Leg

w/Casters, Music Chair, and Cafe Stool

.75" x 1.5" O.D. x 15-gauge elliptical steel tubing welded to a 14-gauge steel plate. Frame shall be duplex nickel chrome plated or powder coated after all welding processes are complete.

Task Chair and Stool

The frame is constructed of a 12-gauge base plate powder coated black.

Book Rack (under seat)

External framework of 5/16" diameter solid wire rod welded to the chair frame. Cross braces of 5/16" diameter solid wire rod welded between the external framework.

Glides

Cantilever Chair and Cafe Stool

Glides are made of two components—the body and the glide cap. The glide body is made of heavy-duty nylon plastic. The standard glide features a warm grey molded bottom with a flat contour for better weight distri-

bution. The bottom is molded to the glide body for a secure bond. On Two Student Desks, the center leg has two adjustable threaded glides to level the desk on uneven floors. Optional steel rear glide caps are also available (recommended for carpet applications).

4-Leg Chair and Music Chair

Swivel Carpin Floor Saver glides are standard and should be used on all VCT tile floor applications but should not be used on carpet floors. Swivel type, polished zinc-plated steel glides are optional.

Task Chair and Stool

Adjustable molded, high-impact plastic glides.

Casters - Task Chair, Task Stool, and 4-Leg Chair w/Casters

Carpet Casters

Double wheels of high-impact thermoplastic. High-impact plastic frame. Black finish only.

Hard Floor Casters

Double wheels of soft plastic. High-impact plastic frame. Black finish only.

Pneumatic Height Adjustment - Task Chair and Stool

Lever-activated pneumatic cylinder enables seat height adjustment from 16-1/2" to 21-1/2" (large chair), 14" to 16-1/2" (medium chair), and 20-1/4" to 30-3/4" (stool).

Base

The Pedestal Base Chair has a 24" injection-molded, glass-reinforced nylon 5-blade base. The Pedestal Base Stool has a 26" injection-molded, glass-reinforced nylon 5-blade base.

Task Chair

24" injection-molded, glass-reinforced nylon 5-blade base.

Task Base Stool

26" injection-molded, glass-reinforced nylon 5-blade base.

Armrest - Task Chair and Stool

A tubular steel frame supports self-skinning urethane armrests. The support is bolted to the seat underside. Armrest paint color and top pad are always black. (Field installable)

INFORMATION

Warranty

Refer to KI Terms & Conditions document or visit ki.com

Intellect Wave™ Classroom Furniture

General Information



Cantilever Desk (IWDC)



4-Leg Desk (IW4)



Trapezoid Desk (IWDT)



Two Student Desk (IWDD)

Features

Laminate top	•	•	•	•
Hard plastic top	•	•	•	•
Book box	•	•	•	•
Wire book basket (under desk top)	•	•	•	•
Back pack hook	•	•	•	•
Book rack (under seat) for 18" or larger chairs				

General Dimensions

Seat width x depth				
Seat height				
Belly room				
Top size	19" x 26"	19" x 26"	21" x 33"	19" x 60"

Overall Dimensions

Width x depth	26" x 19"	26" x 19"	33" x 21"	60" x 19"
Width x depth (ADA size)	20" x 36"	20" x 36"		
Height				
Fixed top height	29"	29"	29"	25", 27", 29"
Adjustable top height	24" - 30"	22" - 34"	22" - 34"	
ADA top height	28" - 34"	22" - 34"		

SPECIFICATIONS

Shell

One-piece contoured shell shall be made of static-free, high-impact polypropylene. Colorfastness ensured through complete color impregnation throughout the molded part. Strength and durability shall be assured through an engineered internal structural cavity which eliminates the need for unsightly ribs on the back of the shell. Rolled edges for comfort and strength. Textured front and back. Wide, ergonomic handle molded into chair back for ease of mobility. Fastens to frame with six 3/16" multi-grip, high-strength steel rivets. Upholstered chairs have partially exposed polypropylene surfaces. Fabric is upholstered over 9/16" foam on the back and seat and fastened to an inner shell with screws.

Frames

Tablet Arm Chair and Double Entry

Desk

.75" x 1.5" O.D. x 15-gauge elliptical steel tubing welded to a 14-gauge steel plate. Frame shall be duplex nickel chrome plated or powder coated after all welding processes are complete.

Combination Desk

.75" x 1.5" O.D. x 15-gauge elliptical steel tubing welded to a 12-gauge steel plate. Frame shall be duplex nickel chrome plated or powder coated after all welding processes are complete.

Fixed Height - 4-Leg Desk and Trapezoid Desk

.75" x 1.5" O.D. x 15-gauge elliptical steel tubing welded to a heavy 11-gauge steel plate. Frame shall be duplex nickel chrome plated or powder coated after all welding processes are complete. Legs fasten to top with K50 2.24 x 13mm Torx head screws.

Fixed Height - Cantilever Desk and Two

Student Desk

.75" x 1.5" O.D. x 15-gauge elliptical steel tubing welded to a heavy 11-gauge steel plate. Frame shall be duplex nickel chrome plated or powder coated after all welding processes are complete. Frames fasten to top with K50 2.24 x 13mm Torx head screws.

Adjustable Height - 4-Leg Desk, Trapezoid Desk, and ADA 4-Leg Desk

1.68" x 0.99" OD 11-gauge elliptical steel tube welded to a heavy 11-gauge steel plate. Top section of leg powder coat finish after all welding processes are complete. Telescoping lower section of 0.75" x 1.5" OD 15-gauge elliptical steel tube in bright chrome finish; locks with 1/4" screw in 1" increments in a 22"-34" height range. Legs fasten to top with K50 2.24 x 13mm Torx head screws.

Adjustable Height - Cantilever Desk and ADA Cantilever Desk

0.75" x 1.5" OD 15-gauge elliptical steel tube welded to a heavy 11-gauge steel mounting bracket. Telescoping lower section in bright

chrome finish; locks with 1/4" screw in 1" increments. Adjustable height range is 24"-30" and ADA height range is 28"-34". Legs fasten to top with K50 2.24 x 13mm Torx head screws.

Book Basket (under desk)

Chrome plated 7mm dia. solid steel wire attached to underside of top with eight K50 2.24 x 13mm Torx head screws.

Book Box (under desk)

Molded thermoplastic polypropylene installs quickly to underside of the top with nine K50 2.24 x 13mm Torx head screws. Translucent finish helps provide safe environment while allowing for some degree of personal privacy. Molded-in pencil tray keeps items conveniently inside book box within easy reach, not on the floor or in the back of the book box.

Book Bag Hook

1/4" solid wire rod quickly installs to underside of top with two K50 2.24 x 13mm Torx head screws. Chrome finish provides long



Intellect Wave™ Classroom Furniture

General Information



Combination Chair/Desk (IWCD)



Double Entry Desk (IWDE)



XL Double Entry Desk (IWXD)



Tablet Arm Chair (IWTA)

Features

Laminate top	•	•	•	•
Hard plastic top	•	•	•	•
Book box				
Wire book basket (under desk top)				
Back pack hook	•	•	•	•
Book rack (under seat) for 18" or larger chairs	•	•	•	•

General Dimensions

Seat width x depth	17-1/2" x 17"	17-1/2" x 17"	17-1/2" x 17"	17-1/2" x 17"
Seat height	18"	18"	18"	18"
Belly room	16"	16"	17-1/2"	15-1/2"
Top size	19" x 26"	19" x 26"	19" x 26"	15" x 20-1/2"

Overall Dimensions

Width x depth (laptop tablet)				21-3/4" x 32-3/4"
Width x depth (standard tablet)	26" x 36-3/4"	26" x 37"	26" x 38-1/2"	21-1/4" x 29-1/4"
Height	32"	32"	32"	32"
Fixed top height	29"	29"	30"	29"
Adjustable top height				
ADA top height				

lasting wear resistance.

Glides

Cantilever Desk, Double Entry Desk, and Two Student Desk

Glides are made of two components—the body and the glide cap. The glide body is made of heavy-duty nylon plastic. The standard glide features a warm grey molded bottom with a flat contour for better weight distribution. The bottom is molded to the glide body for a secure bond. On Two Student Desks, the center leg has two adjustable threaded glides to level the desk on uneven floors. Optional steel rear glide caps are also available (recommended for carpet applications).

4-Leg Desk, Trapezoid Desk, and Combination Desk

Swivel Carpin Floor Saver glides are standard and should be used on all VCT tile floor applications but should not be used on carpet floors. Swivel type, polished zinc-plated steel

glides are optional.

Top

Cantilever Desk, 4-Leg Desk, Combination Desk, Double Entry Desk, and Two Student Desk

Solid, molded thermoset plastic with pencil groove or high-density particleboard core covered with .03" high-pressure laminate top and .02" phenolic backing sheet and 74P PVC edge. Worksurfaces shall have comfort curve on user side and 2-3/8" radius corners. Hard plastic top is 5/8" thick and the laminate top is 3/4" thick. Two Student Desk has two comfort curves. The hard plastic ADA top does not have a comfort curve or pencil groove.

Tablet Arm Chair

Tablet boards are 5/8" 11-ply plywood core with high-pressure laminate with clear coat edge and plain backer sheet. The effective working surface of the standard tablet arm is 14" x 11" and the effective working surface of the laptop tablet is 18" x 14".

INFORMATION

Warranty

Refer to KI Terms & Conditions document or visit ki.com


Intellect Wave™ Classroom Furniture

Cantilever Chair



Intellect Wave™ Classroom Furniture

Cantilever Chair

MODEL	Features	MODEL NUMBER						Approx. Packaged Weight	Delivered Pricing Unupholstered	Delivered Pricing Fabric Grade 1 & C.O.M.	Delivered Pricing Fabric Grade 2	Delivered Pricing Fabric Grade 3	Delivered Pricing Vinyl Group 2	Delivered Pricing Pallas Fabric Group P1	Delivered Pricing Pallas Fabric Group P2	Delivered Pricing Pallas Fabric Group P3	Delivered Pricing Pallas Fabric Group P4
		Basic Model	Frame Color	Shell Color	Glides	Carton Code	Upholstery Color										
 IWC Cantilever Chair • Stacking - unupholstered only • Optional book rack	Small Polypropylene	IWC13	<input type="checkbox"/>	<input type="checkbox"/>	<input type="checkbox"/>	<input type="checkbox"/>		14#	\$ 104								
	Medium Polypropylene	IWC15	<input type="checkbox"/>	<input type="checkbox"/>	<input type="checkbox"/>	<input type="checkbox"/>		15#	105								
	Large Polypropylene	IWC18	<input type="checkbox"/>	<input type="checkbox"/>	<input type="checkbox"/>	<input type="checkbox"/>		16#	109								
	Large Polypropylene with Book Rack	IWC18BR	<input type="checkbox"/>	<input type="checkbox"/>	<input type="checkbox"/>		CTN	19#	141								
IWCU Upholstered Seat Cantilever Chair • Optional book rack	Large Upholstered Seat	IWC18U/S	<input type="checkbox"/>	<input type="checkbox"/>	<input type="checkbox"/>	CTN	<input type="checkbox"/>	17#	N/A	\$ 165	\$ 169	\$ 178	\$ 178	\$ 209	\$ 222	\$ 239	\$ 252
	Large Upholstered Seat with Book Rack	IWC18BRU/S	<input type="checkbox"/>	<input type="checkbox"/>	<input type="checkbox"/>	CTN	<input type="checkbox"/>	20#	N/A	192	196	205	205	236	249	266	279
IWCU Upholstered Seat/Back Cantilever Chair • Optional book rack	Large Upholstered Seat/Back	IWC18U/B	<input type="checkbox"/>	<input type="checkbox"/>	<input type="checkbox"/>	CTN	<input type="checkbox"/>	17#	N/A	\$ 208	\$ 221	\$ 235	\$ 235	\$ 285	\$ 309	\$ 338	\$ 360
	Large Upholstered Seat/Back with Book Rack	IWC18BRU/B	<input type="checkbox"/>	<input type="checkbox"/>	<input type="checkbox"/>	CTN	<input type="checkbox"/>	20#	N/A	235	248	262	262	312	336	365	387

A B C D E F

HOW TO ORDER

Indicate the following information on order form:

- Quantity of each item.
- Model number, including options. See "How To Build a Model Number".
- Any special service required.

Note: •The indicates that a choice is required.
 •The absence of the indicates that no choice is required.

HOW TO BUILD A MODEL NUMBER

- A** Select basic model.
- B** Select frame color. Refer to color addendum at ki.com or in KI Price List or KI Fabrics & Finishes binder. Standard colors: No upcharge. Premium colors: Add \$2 list; 3 week lead time. Chrome frame: Add \$9 list.
- C** Select shell color. Refer to color addendum at ki.com or in KI Price List or KI Fabrics & Finishes binder. Standard colors: No upcharge. Premium colors: Add \$3 list; 3 week lead time.
- D** Select glide option. **NG** = Nylon glides
- E** Select carton code. **CTN** = Cartoned **NP** = No packaging Cartoned upcharges: (Do not add if CTN is only option.) IWC13 - \$4 IWC15 - \$4 IWC18 - \$5
- F** Select upholstery grade/color. Refer to color addendum at ki.com or in KI Fabrics & Finishes binder.

SG = Steel glides

UPHOLSTERY INFORMATION

C.O.M. Upholstery
 C.O.M. requirement 5/8 yard per chair for seat only and 1 yard per chair for seat and back of 54" wide nondirectional fabric. For complete information on ordering C.O.M., see "Ordering C.O.M., C.O.V. and C.O.L." section.

OPTIONS

California TB133 Fire Safety Code
 The above seating products can be manufactured using the appropriate flame-retardant materials for compliance to California Technical Bulletin 133. Add "FR" to end of model number.
 Added Lead Time=none
 Added List Price= \$18

INFORMATION

Cartoning Information
 Uncartoned shipments are standard for single order quantities of 24 or more units shipped via KI carrier. Specify NP.

Cartoning Available
 Specify CTN. Cartoning is required for single orders of less than 24 units or orders sent via air freight or UPS. Dealer requested carriers may also require cartoning.

SPECIAL SERVICES

Special Carton Marking
 With specially marked information N/C

Shipping
 Shipped **assembled f.o.b. Green Bay, Wisconsin 54302** factory. Freight class #125.

Specifications and prices are subject to change without prior notice.


Intellect Wave™ Classroom Furniture

4-Leg Chair



Intellect Wave™ Classroom Furniture

4-Leg Chair

MODEL	Features	MODEL NUMBER						Approx. Packaged Weight	Delivered Pricing Unupholstered	Delivered Pricing Fabric Grade 1 & C.O.M.	Delivered Pricing Fabric Grade 2	Delivered Pricing Fabric Grade 3	Delivered Pricing Vinyl Group 2	Delivered Pricing Pallas Fabric Group P1	Delivered Pricing Pallas Fabric Group P2	Delivered Pricing Pallas Fabric Group P3	Delivered Pricing Pallas Fabric Group P4									
		Basic Model	Frame Color	Shell Color	Glides	Carton Code	Upholstery Color																			
 IW4 4-Leg Chair • Stacking - unupholstered only • Optional book rack	Extra Small Polypropylene	IW410	<input type="checkbox"/>	<input type="checkbox"/>	<input type="checkbox"/>	<input type="checkbox"/>		14#	\$ 100																	
	Small Polypropylene	IW413	<input type="checkbox"/>	<input type="checkbox"/>	<input type="checkbox"/>	<input type="checkbox"/>		15#	100																	
	Medium Polypropylene	IW415	<input type="checkbox"/>	<input type="checkbox"/>	<input type="checkbox"/>	<input type="checkbox"/>		16#	101																	
	Large Polypropylene	IW418	<input type="checkbox"/>	<input type="checkbox"/>	<input type="checkbox"/>	<input type="checkbox"/>		17#	105																	
	Large Polypropylene with Book Rack	IW418BR	<input type="checkbox"/>	<input type="checkbox"/>	<input type="checkbox"/>		CTN	20#	138																	
IW4U Upholstered Seat 4-Leg Chair • Optional book rack	Large Upholstered Seat	IW418U/S	<input type="checkbox"/>	<input type="checkbox"/>	<input type="checkbox"/>	CTN	<input type="checkbox"/>	<input type="checkbox"/>	<input type="checkbox"/>	<input type="checkbox"/>	<input type="checkbox"/>	<input type="checkbox"/>	<input type="checkbox"/>	<input type="checkbox"/>	<input type="checkbox"/>	<input type="checkbox"/>	18#	N/A	\$ 161	\$ 165	\$ 174	\$ 174	\$ 205	\$ 218	\$ 235	\$ 248
	Large Upholstered Seat with Book Rack	IW418BRU/S	<input type="checkbox"/>	<input type="checkbox"/>	<input type="checkbox"/>	CTN	<input type="checkbox"/>	<input type="checkbox"/>	<input type="checkbox"/>	<input type="checkbox"/>	<input type="checkbox"/>	<input type="checkbox"/>	<input type="checkbox"/>	<input type="checkbox"/>	<input type="checkbox"/>	<input type="checkbox"/>	21#	N/A	188	192	201	201	232	245	262	275
IW4U Upholstered Seat/Back 4-Leg Chair • Optional book rack	Large Upholstered Seat/Back	IW418U/B	<input type="checkbox"/>	<input type="checkbox"/>	<input type="checkbox"/>	CTN	<input type="checkbox"/>	<input type="checkbox"/>	<input type="checkbox"/>	<input type="checkbox"/>	<input type="checkbox"/>	<input type="checkbox"/>	<input type="checkbox"/>	<input type="checkbox"/>	<input type="checkbox"/>	<input type="checkbox"/>	18#	N/A	\$ 205	\$ 218	\$ 232	\$ 232	\$ 282	\$ 306	\$ 335	\$ 357
	Large Upholstered Seat/Back with Book Rack	IW418BRU/B	<input type="checkbox"/>	<input type="checkbox"/>	<input type="checkbox"/>	CTN	<input type="checkbox"/>	<input type="checkbox"/>	<input type="checkbox"/>	<input type="checkbox"/>	<input type="checkbox"/>	<input type="checkbox"/>	<input type="checkbox"/>	<input type="checkbox"/>	<input type="checkbox"/>	<input type="checkbox"/>	21#	N/A	232	245	259	259	309	333	362	384



HOW TO ORDER

Indicate the following information on order form:

- Quantity of each item.
- Model number, including options. See "How To Build a Model Number".
- Any special service required.

Note: •The indicates that a choice is required.
 •The absence of the indicates that no choice is required.

HOW TO BUILD A MODEL NUMBER

A Select basic model.

B Select frame color. Refer to color addendum at ki.com or in KI Price List or KI Fabrics & Finishes binder. Standard colors: No upcharge. Premium colors: Add \$2 list; 3 week lead time. Chrome frame: Add \$9 list.

C Select shell color. Refer to color addendum at ki.com or in KI Price List or KI Fabrics & Finishes binder. Standard colors: No upcharge. Premium colors: Add \$3 list; 3 week lead time.

D Select glide option.
FS = Nylon Carpin floor saver

E Select carton code.
CTN = Cartoned
NP = No packaging
 Cartoned upcharges: (Do not add if CTN is only option.)
 IW410 - \$3
 IW413 - \$4
 IW415 - \$4
 IW418 - \$5

F Select upholstery grade/color. Refer to color addendum at ki.com or in KI Fabrics & Finishes binder.

UPHOLSTERY INFORMATION

C.O.M. Upholstery
 C.O.M. requirement 5/8 yard per chair for seat only and 1 yard per chair for seat and back of 54" wide nondirectional fabric. For complete information on ordering C.O.M., see "Ordering C.O.M., C.O.V. and C.O.L." section.

OPTIONS

California TB133 Fire Safety Code
 The above seating products can be manufactured using the appropriate flame-retardant materials for compliance to California Technical Bulletin 133. Add "FR" to end of model number.
 Added Lead Time=none
 Added List Price= \$18

INFORMATION

Cartoning Information
 Uncartoned shipments are standard for single order quantities of 24 or more units shipped via KI carrier. Specify NP.

Cartoning Available
 Specify CTN. Cartoning is required for single orders of less than 24 units or orders sent via air freight or UPS. Dealer requested carriers may also require cartoning.

SPECIAL SERVICES

Special Carton Marking
 With specially marked information N/C

Shipping
 Shipped **assembled f.o.b. Green Bay, Wisconsin 54302** factory. Freight class #125.

Specifications and prices are subject to change without prior notice.


Intellect Wave™ Classroom Furniture

Music Chair



Intellect Wave™ Classroom Furniture

Music Chair

Features	MODEL NUMBER						Approx. Packaged Weight	Delivered Pricing Unupholstered	Delivered Pricing Fabric Grade 1 & C.O.M.	Delivered Pricing Fabric Grade 2	Delivered Pricing Fabric Grade 3	Delivered Pricing Vinyl Group 2	Delivered Pricing Pallas Fabric Group P1	Delivered Pricing Pallas Fabric Group P2	Delivered Pricing Pallas Fabric Group P3	Delivered Pricing Pallas Fabric Group P4
	Basic Model	Frame Color	Shell Color	Glides	Carton Code	Upholstery Color										
 <p>IWMC Music Chair • Stacking - unupholstered only • Optional book rack</p>	Medium Polypropylene	IWMC16	<input type="checkbox"/>	<input type="checkbox"/>	<input type="checkbox"/>	<input type="checkbox"/>	17#	\$ 127								
	Large Polypropylene	IWMC19	<input type="checkbox"/>	<input type="checkbox"/>	<input type="checkbox"/>	<input type="checkbox"/>	18#	132								
	Large Polypropylene with Book Rack	IWMC19BR	<input type="checkbox"/>	<input type="checkbox"/>	<input type="checkbox"/>	CTN	21#	165								
<p>IWMCU Upholstered Seat Music Chair • Optional book rack</p>	Large Upholstered Seat	IWMC19U/S	<input type="checkbox"/>	<input type="checkbox"/>	<input type="checkbox"/>	CTN	19#	N/A	\$ 188	\$ 192	\$ 201	\$ 201	\$ 232	\$ 245	\$ 262	\$ 275
	Large Upholstered Seat with Book Rack	IWMC19BRU/S	<input type="checkbox"/>	<input type="checkbox"/>	<input type="checkbox"/>	CTN	22#	N/A	215	219	228	228	259	272	289	302
<p>IWMCU Upholstered Seat/Back Music Chair • Optional book rack</p>	Large Upholstered Seat/Back	IWMC19U/B	<input type="checkbox"/>	<input type="checkbox"/>	<input type="checkbox"/>	CTN	19#	N/A	\$ 232	\$ 245	\$ 259	\$ 259	\$ 309	\$ 333	\$ 362	\$ 384
	Large Upholstered Seat/Back with Book Rack	IWMC19BRU/B	<input type="checkbox"/>	<input type="checkbox"/>	<input type="checkbox"/>	CTN	22#	N/A	259	272	286	286	336	360	389	411

A B C D E F

HOW TO ORDER

Indicate the following information on order form:

- Quantity of each item.
- Model number, including options. See "How To Build a Model Number".
- Any special service required.

Note: •The indicates that a choice is required.
•The absence of the indicates that no choice is required.

HOW TO BUILD A MODEL NUMBER

- A** Select basic model.
- B** Select frame color.
Refer to color addendum at ki.com or in KI Price List or KI Fabrics & Finishes binder.
Standard colors: No upcharge.
Premium colors: Add \$2 list; 3 week lead time.
Chrome frame: Add \$9 list.
- C** Select shell color.
Refer to color addendum at ki.com or in KI Price List or KI Fabrics & Finishes binder.
Standard colors: No upcharge.
Premium colors: Add \$3 list; 3 week lead time.
- D** Select glide option.
FS = Nylon Carpin floor saver

glides

SG = Steel glides

- E** Select carton code.
CTN = Cartoned
NP = No packaging
Cartoned upcharges: (Do not add if CTN is only option.)
IWMC16 - \$4
IWMC19 - \$5
- F** Select upholstery grade/color.
Refer to color addendum at ki.com or in KI Fabrics & Finishes binder.

UPHOLSTERY INFORMATION

C.O.M. Upholstery
C.O.M. requirement 5/8 yard per chair for seat only and 1 yard per chair for seat and back of 54" wide nondirectional fabric. For complete information on ordering C.O.M., see "Ordering C.O.M., C.O.V. and C.O.L." section.

OPTIONS

California TB133 Fire Safety Code
The above seating products can be manufactured using the appropriate flame-retardant materials for compliance to California Technical Bulletin 133. Add "FR" to end of model number.
Added Lead Time=none
Added List Price= \$18

INFORMATION

Cartoning Information
Uncartoned shipments are standard for single order quantities of 24 or more units shipped via KI carrier. Specify NP.

Cartoning Available
Specify CTN. Cartoning is required for single orders of less than 24 units or orders sent via air freight or UPS. Dealer requested carriers may also require cartoning.

SPECIAL SERVICES

Special Carton Marking
With specially marked information N/C

Shipping
Shipped **assembled f.o.b. Green Bay, Wisconsin 54302** factory. Freight class #125.

Specifications and prices are subject to change without prior notice.


Intellect Wave™ Classroom Furniture

4-Leg Chair with Casters



Intellect Wave™ Classroom Furniture

4-Leg Chair with Casters

MODEL	Features	MODEL NUMBER						Approx. Packaged Weight	Delivered Pricing Unupholstered	Delivered Pricing Fabric Grade 1 & C.O.M.	Delivered Pricing Fabric Grade 2	Delivered Pricing Fabric Grade 3	Delivered Pricing Vinyl Group 2	Delivered Pricing Pallas Fabric Group P1	Delivered Pricing Pallas Fabric Group P2	Delivered Pricing Pallas Fabric Group P3	Delivered Pricing Pallas Fabric Group P4			
		Basic Model	Frame Color	Shell Color	Base	Carton Code	Upholstery Color													
 IW4C 4-Leg Chair with Casters • Stacking - unupholstered only • Optional book rack	Medium Polypropylene	IW415C	<input type="checkbox"/>	<input type="checkbox"/>	<input type="checkbox"/>	<input type="checkbox"/>	<input type="checkbox"/>	16#	\$ 151											
	Large Polypropylene	IW418C	<input type="checkbox"/>	<input type="checkbox"/>	<input type="checkbox"/>	<input type="checkbox"/>	<input type="checkbox"/>	17#	158											
	Large Polypropylene with Book Rack	IW418CBR	<input type="checkbox"/>	<input type="checkbox"/>	<input type="checkbox"/>	CTN		20#	190											
IW4CU Upholstered Seat 4-Leg Chair with Casters • Optional book rack	Large Upholstered Seat	IW418CU/S	<input type="checkbox"/>	<input type="checkbox"/>	<input type="checkbox"/>	CTN	<input type="checkbox"/>	<input type="checkbox"/>	<input type="checkbox"/>	<input type="checkbox"/>	18#	N/A	\$ 214	\$ 218	\$ 227	\$ 227	\$ 258	\$ 271	\$ 288	\$ 301
	Large Upholstered Seat with Book Rack	IW418CBRU/S	<input type="checkbox"/>	<input type="checkbox"/>	<input type="checkbox"/>	CTN	<input type="checkbox"/>	<input type="checkbox"/>	<input type="checkbox"/>	<input type="checkbox"/>	21#	N/A	241	245	254	254	285	298	315	328
IW4CU Upholstered Seat/Back 4-Leg Chair with Casters • Optional book rack	Large Upholstered Seat/Back	IW418CU/B	<input type="checkbox"/>	<input type="checkbox"/>	<input type="checkbox"/>	CTN	<input type="checkbox"/>	<input type="checkbox"/>	<input type="checkbox"/>	<input type="checkbox"/>	18#	N/A	\$ 258	\$ 271	\$ 285	\$ 285	\$ 335	\$ 359	\$ 388	\$ 410
	Large Upholstered Seat/Back with Book Rack	IW418CBRU/B	<input type="checkbox"/>	<input type="checkbox"/>	<input type="checkbox"/>	CTN	<input type="checkbox"/>	<input type="checkbox"/>	<input type="checkbox"/>	<input type="checkbox"/>	21#	N/A	284	297	311	311	361	385	414	436

A B C D E F

HOW TO ORDER

Indicate the following information on order form:

- Quantity of each item.
- Model number, including options. See "How To Build a Model Number".
- Any special service required.

Note: •The indicates that a choice is required.
 •The absence of the indicates that no choice is required.

HOW TO BUILD A MODEL NUMBER

- A** Select basic model.
- B** Select frame color.
Refer to color addendum at ki.com or in KI Price List or KI Fabrics & Finishes binder.
Standard colors: No upcharge.
Premium colors: Add \$2 list; 3 week lead time.
Chrome frame: Add \$9 list.
- C** Select shell color.
Refer to color addendum at ki.com or in KI Price List or KI Fabrics & Finishes binder.
Standard colors: No upcharge.
Premium colors: Add \$3 list; 3 week lead time.
- D** Select base.
C = Carpet casters
S = Hard floor casters
- E** Select carton code.
CTN = Cartoned
NP = No packaging
Cartoned upcharges: (Do not add if CTN is only option.)
IW415C - \$4
IW418C - \$5
- F** Select upholstery grade/color.
Refer to color addendum at ki.com or in KI Fabrics & Finishes binder.

UPHOLSTERY INFORMATION

C.O.M. Upholstery
 C.O.M. requirement 5/8 yard per chair for seat only and 1 yard per chair for seat and back of 54" wide nondirectional fabric. For complete information on ordering C.O.M., see "Ordering C.O.M., C.O.V. and C.O.L." section.

OPTIONS

California TB133 Fire Safety Code
 The above seating products can be manufactured using the appropriate flame-retardant materials for compliance to California Technical Bulletin 133. Add "FR" to end of model number.
 Added Lead Time=none
 Added List Price= \$18

INFORMATION

Cartoning Information
 Uncartoned shipments are standard for single order quantities of 24 or more units shipped via KI carrier. Specify NP.

Cartoning Available
 Specify CTN. Cartoning is required for single orders of less than 24 units or orders sent via air freight or UPS. Dealer requested carriers may also require cartoning.


SPECIAL SERVICES

Special Carton Marking
 With specially marked information N/C

Shipping
 Shipped **assembled f.o.b. Green Bay, Wisconsin 54302** factory. Freight class #125.

Specifications and prices are subject to change without prior notice.



MODEL	Features	MODEL NUMBER				Approx. Packaged Weight	Delivered Pricing Unupholstered	Delivered Pricing Fabric Grade 1 & C.O.M.	Delivered Pricing Fabric Grade 2	Delivered Pricing Fabric Grade 3	Delivered Pricing Vinyl Group 2	Delivered Pricing Pallas Fabric Group P1	Delivered Pricing Pallas Fabric Group P2	Delivered Pricing Pallas Fabric Group P3	Delivered Pricing Pallas Fabric Group P4
		Basic Model	Shell Color	Base	Upholstery Color										
 Task Chair • Ships KD	Medium Polypropylene	IWPD15	<input type="checkbox"/>	<input type="checkbox"/>		14#	\$ 184								
	Large Polypropylene	IWPD18	<input type="checkbox"/>	<input type="checkbox"/>		15#	195								
	Large Polypropylene with Arms	IWPD18A	<input type="checkbox"/>	<input type="checkbox"/>		21#	306								
Upholstered Seat Task Chair • Ships KD	Large Upholstered Seat	IWPD18U/S	<input type="checkbox"/>	<input type="checkbox"/>	<input type="checkbox"/> <input type="checkbox"/> <input type="checkbox"/> <input type="checkbox"/>	16#	N/A	\$ 245	\$ 249	\$ 258	\$ 258	\$ 289	\$ 302	\$ 319	\$ 332
	Large Upholstered Seat with Arms	IWPD18AU/S	<input type="checkbox"/>	<input type="checkbox"/>	<input type="checkbox"/> <input type="checkbox"/> <input type="checkbox"/> <input type="checkbox"/>	22#	N/A	356	360	369	369	400	413	430	443
Upholstered Seat/Back Task Chair • Ships KD	Large Upholstered Seat/Back	IWPD18U/B	<input type="checkbox"/>	<input type="checkbox"/>	<input type="checkbox"/> <input type="checkbox"/> <input type="checkbox"/> <input type="checkbox"/>	16#	N/A	\$ 289	\$ 302	\$ 316	\$ 316	\$ 366	\$ 390	\$ 419	\$ 441
	Large Upholstered Seat/Back with Arms	IWPD18AU/B	<input type="checkbox"/>	<input type="checkbox"/>	<input type="checkbox"/> <input type="checkbox"/> <input type="checkbox"/> <input type="checkbox"/>	22#	N/A	400	413	427	427	477	501	530	552



HOW TO ORDER

Indicate the following information on order form:

- Quantity of each item.
- Model number, including options. See "How To Build a Model Number".
- Any special service required.

Note: •The indicates that a choice is required.
 •The absence of the indicates that no choice is required.

HOW TO BUILD A MODEL NUMBER

A Select basic model.

B Select shell color. Refer to color addendum at ki.com or in KI Price List or KI Fabrics & Finishes binder. Standard colors: No upcharge. Premium colors: Add \$3 list; 3 week lead time.

C Select base.
C = Carpet casters
G = Glides
S = Hard floor casters

D Select upholstery grade/color. Refer to color addendum at ki.com or in KI Fabrics & Finishes binder.

UPHOLSTERY INFORMATION

C.O.M. Upholstery
 C.O.M. requirement 5/8 yard per chair for seat only and 1 yard per chair for seat and back of 54" wide nondirectional fabric. For complete information on ordering C.O.M., see "Ordering C.O.M., C.O.V. and C.O.L." section.

OPTIONS

California TB133 Fire Safety Code
 The above seating products can be manufactured using the appropriate flame-retardant materials for compliance to California Technical Bulletin 133. Add "FR" to end of model number.
 Added Lead Time=none
 Added List Price= \$18

SPECIAL SERVICES

Special Carton Marking
 With specially marked information N/C

Shipping
 Shipped k.d. f.o.b. Green Bay, Wisconsin 54302 factory. Freight class #125.

Specifications and prices are subject to change without prior notice.



MODEL	Features	MODEL NUMBER				Approx. Packaged Weight	Delivered Pricing Unupholstered	Delivered Pricing Fabric Grade 1 & C.O.M.	Delivered Pricing Fabric Grade 2	Delivered Pricing Fabric Grade 3	Delivered Pricing Vinyl Group 2	Delivered Pricing Pallas Fabric Group P1	Delivered Pricing Pallas Fabric Group P2	Delivered Pricing Pallas Fabric Group P3	Delivered Pricing Pallas Fabric Group P4
		Basic Model	Shell Color	Base	Upholstery Color										
Task Stool • Ships KD	Large Polypropylene	IWS	<input type="checkbox"/> <input type="checkbox"/>	<input type="checkbox"/>		17#	\$ 230								
	Large Polypropylene with Arms	IWSA	<input type="checkbox"/> <input type="checkbox"/>	<input type="checkbox"/>		23#	340								
Upholstered Seat Task Stool • Ships KD	Large Upholstered Seat	IWSU/S	<input type="checkbox"/> <input type="checkbox"/>	<input type="checkbox"/>	<input type="checkbox"/> <input type="checkbox"/> <input type="checkbox"/> <input type="checkbox"/> <input type="checkbox"/>	18#	N/A	\$ 280	\$ 284	\$ 293	\$ 293	\$ 324	\$ 337	\$ 354	\$ 367
	Large Upholstered Seat with Arms	IWSAU/S	<input type="checkbox"/> <input type="checkbox"/>	<input type="checkbox"/>	<input type="checkbox"/> <input type="checkbox"/> <input type="checkbox"/> <input type="checkbox"/> <input type="checkbox"/>	24#	N/A	391	395	404	404	435	448	465	478
Upholstered Seat/Back Task Stool • Ships KD	Large Upholstered Seat/Back	IWSU/B	<input type="checkbox"/> <input type="checkbox"/>	<input type="checkbox"/>	<input type="checkbox"/> <input type="checkbox"/> <input type="checkbox"/> <input type="checkbox"/> <input type="checkbox"/>	18#	N/A	\$ 324	\$ 337	\$ 351	\$ 351	\$ 401	\$ 425	\$ 454	\$ 476
	Large Upholstered Seat/Back with Arms	IWSAU/B	<input type="checkbox"/> <input type="checkbox"/>	<input type="checkbox"/>	<input type="checkbox"/> <input type="checkbox"/> <input type="checkbox"/> <input type="checkbox"/> <input type="checkbox"/>	24#	N/A	435	448	462	462	512	536	565	587

IWS



IWSU

IWSU



HOW TO ORDER

Indicate the following information on order form:

- Quantity of each item.
- Model number, including options. See "How To Build a Model Number".
- Any special service required.

Note: •The indicates that a choice is required.
•The absence of the indicates that no choice is required.

HOW TO BUILD A MODEL NUMBER

- A** Select basic model.
- B** Select shell color. Refer to color addendum at ki.com or in KI Price List or KI Fabrics & Finishes binder. Standard colors: No upcharge. Premium colors: Add \$3 list; 3 week lead time.
- C** Select base.
 - C** = Carpet casters
 - G** = Glides
 - S** = Hard floor casters
- D** Select upholstery grade/color. Refer to color addendum at ki.com or in KI Fabrics & Finishes binder.

UPHOLSTERY INFORMATION

C.O.M. Upholstery
C.O.M. requirement 5/8 yard per chair for seat only and 1 yard per chair for seat and back of 54" wide nondirectional fabric. For complete information on ordering C.O.M., see "Ordering C.O.M., C.O.V. and C.O.L." section.

OPTIONS

California TB133 Fire Safety Code
The above seating products can be manufactured using the appropriate flame-retardant materials for compliance to California Technical Bulletin 133. Add "FR" to end of model number.
Added Lead Time=none
Added List Price= \$18


SPECIAL SERVICES

Special Carton Marking
With specially marked information N/C

Shipping
Shipped k.d. f.o.b. Green Bay, Wisconsin 54302 factory. Freight class #125.

Specifications and prices are subject to change without prior notice.



MODEL	Features	MODEL NUMBER					Approx. Packaged Weight	Delivered Pricing Unupholstered	Delivered Pricing Fabric Grade 1 & C.O.M.	Delivered Pricing Fabric Grade 2	Delivered Pricing Fabric Grade 3	Delivered Pricing Vinyl Group 2	Delivered Pricing Pallas Fabric Group P1	Delivered Pricing Pallas Fabric Group P2	Delivered Pricing Pallas Fabric Group P3	Delivered Pricing Pallas Fabric Group P4
		Basic Model	Frame Color	Shell Color	Glides	Upholstery Color										
 Cafe Stool • Stacking	Large Polypropylene	IWCS	<input type="checkbox"/>	<input type="checkbox"/>	<input type="checkbox"/>		22#	\$ 217								
	Large Upholstered Seat	IWCSU/S	<input type="checkbox"/>	<input type="checkbox"/>	<input type="checkbox"/>	<input type="checkbox"/>	23#	N/A	268	272	281	281	312	325	342	355
	Large Upholstered Seat/Back	IWCSU/B	<input type="checkbox"/>	<input type="checkbox"/>	<input type="checkbox"/>	<input type="checkbox"/>	23#	N/A	311	324	338	338	388	412	441	463

A **B** **C** **D** **E**

HOW TO ORDER

Indicate the following information on order form:

- Quantity of each item.
- Model number, including options. See "How To Build a Model Number".
- Any special service required.

Note:

- The indicates that a choice is required.
- The absence of the indicates that no choice is required.

HOW TO BUILD A MODEL NUMBER

A Select basic model.

B Select frame color.
Refer to color addendum at ki.com or in KI Price List or KI Fabrics & Finishes binder.
Standard colors: No upcharge.
Premium colors: Add \$2 list; 3 week lead time.
Chrome frame: Add \$18 list.

C Select shell color.
Refer to color addendum at ki.com or in KI Price List or KI Fabrics & Finishes binder.
Standard colors: No upcharge.
Premium colors: Add \$3 list; 3 week lead time.

D Select glide option.
FS = Nylon Carpin floor saver

E Select upholstery grade/color.
Refer to color addendum at ki.com or in KI Fabrics & Finishes binder.

glides
SG = Steel glides

UPHOLSTERY INFORMATION

C.O.M. Upholstery
C.O.M. requirement 5/8 yard per chair for seat only and 1 yard per chair for seat and back of 54" wide nondirectional fabric. For complete information on ordering C.O.M., see "Ordering C.O.M., C.O.V. and C.O.L." section.

OPTIONS

California TB133 Fire Safety Code
The above seating products can be manufactured using the appropriate flame-retardant materials for compliance to California Technical Bulletin 133. Add "FR" to end of model number.
Added Lead Time=none
Added List Price= \$18

SPECIAL SERVICES

Special Carton Marking
With specially marked information N/C

Shipping
Shipped **assembled f.o.b. Green Bay, Wisconsin 54302** factory. Freight class #125.

Specifications and prices are subject to change without prior notice.


Intellect Wave™ Classroom Furniture

Dolly



Intellect Wave™ Classroom Furniture

Dolly

MODEL	MODEL NUMBER	Approx. Packaged Weight	Delivered Pricing
	Basic Model		
 <p>Dolly</p> <ul style="list-style-type: none"> • For 18" cantilever and 4-leg chairs only • Black powder coat finish 	IWD.BL	30#	\$ 379

HRDPT

A

HOW TO ORDER

Indicate the following information on order form:

1. Quantity of each item.
2. Model number, including options. See "How To Build a Model Number".
3. Any special service required.

Note:

- The indicates that a choice is required.
- The absence of the indicates that no choice is required.

HOW TO BUILD A MODEL NUMBER

A Select basic model.

SPECIAL SERVICES

Special Carton Marking

With specially marked information N/C

Shipping

Shipped **assembled f.o.b. Green Bay, Wisconsin 54302** factory. Freight class #125.

Specifications and prices are subject to change without prior notice.


Intellect Wave™ Classroom Furniture

Cantilever Desk



Intellect Wave™ Classroom Furniture

Cantilever Desk

MODEL	MODEL NUMBER							Approx. Packaged Weight	Delivered Pricing
	Basic Model	Book Storage Option	Frame Color	Edge Color	Surface Finish	Glides	Carton Code		
 <p>29" Height Hard Plastic Top Cantilever Desk • Optional book basket • Optional book box • Optional book bag hook</p>	IWDCH/29	<input type="checkbox"/> <input type="checkbox"/> <input type="checkbox"/> <input type="checkbox"/>	<input type="checkbox"/>		<input type="checkbox"/> <input type="checkbox"/> <input type="checkbox"/>	<input type="checkbox"/>	<input type="checkbox"/> <input type="checkbox"/> <input type="checkbox"/>	32#	\$ 179
	IWDCL/29	<input type="checkbox"/> <input type="checkbox"/> <input type="checkbox"/> <input type="checkbox"/>	<input type="checkbox"/>	<input type="checkbox"/> <input type="checkbox"/> <input type="checkbox"/>	<input type="checkbox"/> <input type="checkbox"/> <input type="checkbox"/>	<input type="checkbox"/>	<input type="checkbox"/> <input type="checkbox"/> <input type="checkbox"/>	32#	\$ 179
	IWDCH/A	<input type="checkbox"/> <input type="checkbox"/> <input type="checkbox"/> <input type="checkbox"/>	<input type="checkbox"/>		<input type="checkbox"/> <input type="checkbox"/> <input type="checkbox"/>	<input type="checkbox"/>	<input type="checkbox"/> <input type="checkbox"/> <input type="checkbox"/>	32#	\$ 206
	IWDCL/A	<input type="checkbox"/> <input type="checkbox"/> <input type="checkbox"/> <input type="checkbox"/>	<input type="checkbox"/>	<input type="checkbox"/> <input type="checkbox"/> <input type="checkbox"/>	<input type="checkbox"/> <input type="checkbox"/> <input type="checkbox"/>	<input type="checkbox"/>	<input type="checkbox"/> <input type="checkbox"/> <input type="checkbox"/>	32#	\$ 206
<p>Adjust. Height Hard Plastic Top Cantilever Desk • Optional book basket • Optional book box • Optional book bag hook</p>	IWDCH/ADA	<input type="checkbox"/> <input type="checkbox"/> <input type="checkbox"/> <input type="checkbox"/>	<input type="checkbox"/>		<input type="checkbox"/> <input type="checkbox"/> <input type="checkbox"/>	<input type="checkbox"/>	<input type="checkbox"/> <input type="checkbox"/> <input type="checkbox"/>	38#	\$ 258
	IWDCL/ADA	<input type="checkbox"/> <input type="checkbox"/> <input type="checkbox"/> <input type="checkbox"/>	<input type="checkbox"/>	<input type="checkbox"/> <input type="checkbox"/> <input type="checkbox"/>	<input type="checkbox"/> <input type="checkbox"/> <input type="checkbox"/>	<input type="checkbox"/>	<input type="checkbox"/> <input type="checkbox"/> <input type="checkbox"/>	38#	\$ 258

A B C D E F G

HOW TO ORDER

Indicate the following information on order form:

- Quantity of each item.
- Model number, including options. See "How To Build a Model Number".
- Any special service required.

Note: •The indicates that a choice is required.
 •The absence of the indicates that no choice is required.

HOW TO BUILD A MODEL NUMBER

- A** Select basic model.
- B** Select book storage option.
 - BR** = Book basket; add \$28
 - BB** = Book box; add \$22
 - BH** = Book bag hook; add \$9
 - BBBH** = Book basket & bag hook; add \$37
 - BBBH** = Book box & bag hook; add \$31
 - NB** = No book storage
- C** Select frame color. Refer to color addendum at ki.com or in KI Price List or KI Fabrics & Finishes binder. Standard colors: No upcharge. Premium colors: Add \$2 list; 3 week lead time. Chrome frame: Add \$11 list.
- D** Select edge finish. Refer to color addendum at ki.com or in KI Price List or KI Fabrics & Finishes binder.
- E** Select surface finish. Refer to color addendum at ki.com or in KI Price List or KI Fabrics & Finishes binder. Surface finish offerings are based on edge style selections. Standard colors: No upcharge. Premium colors: Add \$7 list; 3 week lead time.
- F** Select glide option.
 - NG** = Nylon glides
 - SG** = Steel glides
- G** Select carton code.
 - CTN** = Cartoned
 - NP** = No packaging
 - Cartoned: Add \$8 list/each.

INFORMATION

Cartoning Information
 Uncartoned shipments are standard for single order quantities of 100 or more units shipped via KI carrier. Specify NP.

Cartoning Available
 Specify CTN. Cartoning is required for single orders of less than 100 units or orders sent via air freight or UPS. Dealer requested carriers may also require cartoning.

SPECIAL SERVICES

Special Carton Marking
 With specially marked information N/C

Shipping
 Shipped **assembled f.o.b. Green Bay, Wisconsin 54302** factory. Freight class #125.

Specifications and prices are subject to change without prior notice.

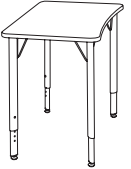
Intellect Wave™ Classroom Furniture

4-Leg Desk



Intellect Wave™ Classroom Furniture

4-Leg Desk

MODEL	MODEL NUMBER						Approx. Packaged Weight	Delivered Pricing
	Basic Model	Book Storage Option	Frame Color	Edge Color	Surface Finish	Glides		
IWD4 29" Height Hard Plastic Top 4-Leg Desk • Optional book basket • Optional book box • Optional book bag hook • Ships KD	IWD4H/29	<input type="checkbox"/> <input type="checkbox"/> <input type="checkbox"/> <input type="checkbox"/>	<input type="checkbox"/> <input type="checkbox"/>			<input type="checkbox"/> <input type="checkbox"/> <input type="checkbox"/>	<input type="checkbox"/> <input type="checkbox"/>	26# \$ 148
IWD4 29" Height Laminate Top 4-Leg Desk • Optional book basket • Optional book box • Optional book bag hook • Ships KD	IWD4L/29	<input type="checkbox"/> <input type="checkbox"/> <input type="checkbox"/> <input type="checkbox"/>	<input type="checkbox"/> <input type="checkbox"/>	<input type="checkbox"/> <input type="checkbox"/> <input type="checkbox"/>		<input type="checkbox"/> <input type="checkbox"/> <input type="checkbox"/>	<input type="checkbox"/> <input type="checkbox"/>	26# \$ 148
 IWD4 Adjust. Height Hard Plastic Top 4-Leg Desk • Optional book basket • Optional book box • Optional book bag hook • Ships KD	IWD4H/A	<input type="checkbox"/> <input type="checkbox"/> <input type="checkbox"/> <input type="checkbox"/>	<input type="checkbox"/> <input type="checkbox"/>			<input type="checkbox"/> <input type="checkbox"/> <input type="checkbox"/>	<input type="checkbox"/> <input type="checkbox"/>	26# \$ 170
Adjust. Height Laminate Top 4-Leg Desk • Optional book basket • Optional book box • Optional book bag hook • Ships KD	IWD4L/A	<input type="checkbox"/> <input type="checkbox"/> <input type="checkbox"/> <input type="checkbox"/>	<input type="checkbox"/> <input type="checkbox"/>	<input type="checkbox"/> <input type="checkbox"/> <input type="checkbox"/>		<input type="checkbox"/> <input type="checkbox"/> <input type="checkbox"/>	<input type="checkbox"/> <input type="checkbox"/>	26# \$ 170
ADA Height Hard Plastic Top 4-Leg Desk • Optional book basket • Optional book box • Optional book bag hook • Ships KD	IWD4H/ADA	<input type="checkbox"/> <input type="checkbox"/> <input type="checkbox"/> <input type="checkbox"/>	<input type="checkbox"/> <input type="checkbox"/>			<input type="checkbox"/> <input type="checkbox"/> <input type="checkbox"/>	<input type="checkbox"/> <input type="checkbox"/>	31# \$ 213
ADA Height Laminate Top 4-Leg Desk • Optional book basket • Optional book box • Optional book bag hook • Ships KD	IWD4L/ADA	<input type="checkbox"/> <input type="checkbox"/> <input type="checkbox"/> <input type="checkbox"/>	<input type="checkbox"/> <input type="checkbox"/>	<input type="checkbox"/> <input type="checkbox"/> <input type="checkbox"/>		<input type="checkbox"/> <input type="checkbox"/> <input type="checkbox"/>	<input type="checkbox"/> <input type="checkbox"/>	31# \$ 213

A **B** **C** **D** **E** **F**

HOW TO ORDER

Indicate the following information on order form:

- Quantity of each item.
- Model number, including options. See "How To Build a Model Number".
- Any special service required.

Note: •The indicates that a choice is required.
•The absence of the indicates that no choice is required.

HOW TO BUILD A MODEL NUMBER

A Select basic model.

- B** Select book storage option.
- BR** = Book basket; add \$28
 - BB** = Book box; add \$22
 - BH** = Book bag hook; add \$9
 - BBBH** = Book basket & bag hook; add \$37
 - BBBH** = Book box & bag hook; add \$31
 - NB** = No book storage

C Select frame color.
Refer to color addendum at ki.com or in KI Price List or KI Fabrics & Finishes binder.
Standard colors: No upcharge.
Premium colors: Add \$2 list; 3 week lead time.
Chrome frame: Add \$11 list.

D Select edge finish.
Refer to color addendum at ki.com or in KI Price List or KI Fabrics & Finishes binder.

E Select surface finish.
Refer to color addendum at ki.com or in KI Price List or KI Fabrics & Finishes binder. Surface finish offerings are based on edge style selections.
Standard colors: No upcharge.
Premium colors: Add \$7 list; 3 week lead time.

F Select glide option.

- FS** = Nylon Carpin floor saver glides
- SG** = Steel glides

SPECIAL SERVICES

Special Carton Marking

With specially marked information N/C

Shipping

Shipped k.d. f.o.b. Green Bay, Wisconsin 54302 factory. Freight class #125.

Specifications and prices are subject to change without prior notice.

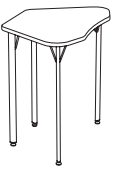
Intellect Wave™ Classroom Furniture

Trapezoid Desk



Intellect Wave™ Classroom Furniture

Trapezoid Desk

MODEL	MODEL NUMBER						Approx. Packaged Weight	Delivered Pricing
	Basic Model	Book Storage Option	Frame Color	Edge Color	Surface Finish	Glides		
 <p>29" Height Hard Plastic Top Trapezoid Desk • Optional book basket • Optional book box • Optional book bag hook • Ships KD</p>	IWDTH/29	<input type="checkbox"/> <input type="checkbox"/> <input type="checkbox"/> <input type="checkbox"/>	<input type="checkbox"/> <input type="checkbox"/>		<input type="checkbox"/> <input type="checkbox"/> <input type="checkbox"/>	<input type="checkbox"/> <input type="checkbox"/>	26#	\$ 164
<p>29" Height Laminate Top Trapezoid Desk • Optional book basket • Optional book box • Optional book bag hook • Ships KD</p>	IWDTL/29	<input type="checkbox"/> <input type="checkbox"/> <input type="checkbox"/> <input type="checkbox"/>	<input type="checkbox"/> <input type="checkbox"/>	<input type="checkbox"/> <input type="checkbox"/> <input type="checkbox"/>	<input type="checkbox"/> <input type="checkbox"/> <input type="checkbox"/>	<input type="checkbox"/> <input type="checkbox"/>	26#	\$ 164
<p>Adjust. Height Hard Plastic Top Trapezoid Desk • Optional book basket • Optional book box • Optional book bag hook • Ships KD</p>	IWDTH/A	<input type="checkbox"/> <input type="checkbox"/> <input type="checkbox"/> <input type="checkbox"/>	<input type="checkbox"/> <input type="checkbox"/>		<input type="checkbox"/> <input type="checkbox"/> <input type="checkbox"/>	<input type="checkbox"/> <input type="checkbox"/>	26#	\$ 188
<p>Adjust. Height Laminate Top Trapezoid Desk • Optional book basket • Optional book box • Optional book bag hook • Ships KD</p>	IWDTL/A	<input type="checkbox"/> <input type="checkbox"/> <input type="checkbox"/> <input type="checkbox"/>	<input type="checkbox"/> <input type="checkbox"/>	<input type="checkbox"/> <input type="checkbox"/> <input type="checkbox"/>	<input type="checkbox"/> <input type="checkbox"/> <input type="checkbox"/>	<input type="checkbox"/> <input type="checkbox"/>	26#	\$ 188

A B C D E F

HOW TO ORDER

Indicate the following information on order form:

- Quantity of each item.
- Model number, including options. See "How To Build a Model Number".
- Any special service required.

Note: •The indicates that a choice is required.
 •The absence of the indicates that no choice is required.

HOW TO BUILD A MODEL NUMBER

A Select basic model.

- B** Select book storage option.
- BR** = Book basket; add \$28
 - BB** = Book box; add \$22
 - BH** = Book bag hook; add \$9
 - BBBH** = Book basket & bag hook; add \$37
 - BBBH** = Book box & bag hook; add \$31
 - NB** = No book storage

C Select frame color.
 Refer to color addendum at ki.com or in KI Price List or KI Fabrics & Finishes binder.
 Standard colors: No upcharge.
 Premium colors: Add \$2 list; 3 week lead time.
 Chrome frame: Add \$11 list.

D Select edge finish.
 Refer to color addendum at ki.com or in KI Price List or KI Fabrics & Finishes binder.

E Select surface finish.
 Refer to color addendum at ki.com or in KI Price List or KI Fabrics & Finishes binder. Surface finish offerings are based on edge style selections.
 Standard colors: No upcharge.
 Premium colors: Add \$7 list; 3 week lead time.

F Select glide option.

- FS** = Nylon Carpin floor saver glides
- SG** = Steel glides

SPECIAL SERVICES

Special Carton Marking

With specially marked information N/C

Shipping

Shipped **k.d. f.o.b. Green Bay, Wisconsin 54302** factory. Freight class #125.

Specifications and prices are subject to change without prior notice.


Intellect Wave™ Classroom Furniture

Two-Student Desk



Intellect Wave™ Classroom Furniture

Two-Student Desk

MODEL	MODEL NUMBER							Approx. Packaged Weight	Delivered Pricing
	Basic Model	Book Storage Option	Frame Color	Edge Color	Surface Finish	Glides	Carton Code		
 <p>29" Two-Student Desk</p> <ul style="list-style-type: none"> • Optional book basket • Optional book box • Optional book bag hook 	IWDD/29	<input type="checkbox"/> <input type="checkbox"/> <input type="checkbox"/> <input type="checkbox"/>	<input type="checkbox"/> <input type="checkbox"/>	<input type="checkbox"/> <input type="checkbox"/> <input type="checkbox"/>	<input type="checkbox"/> <input type="checkbox"/> <input type="checkbox"/>	<input type="checkbox"/> <input type="checkbox"/>	<input type="checkbox"/> <input type="checkbox"/> <input type="checkbox"/>	62#	\$ 325
<p>27" Two-Student Desk</p> <ul style="list-style-type: none"> • Optional book basket • Optional book box • Optional book bag hook 	IWDD/27	<input type="checkbox"/> <input type="checkbox"/> <input type="checkbox"/> <input type="checkbox"/>	<input type="checkbox"/> <input type="checkbox"/>	<input type="checkbox"/> <input type="checkbox"/> <input type="checkbox"/>	<input type="checkbox"/> <input type="checkbox"/> <input type="checkbox"/>	<input type="checkbox"/> <input type="checkbox"/>	<input type="checkbox"/> <input type="checkbox"/> <input type="checkbox"/>	61#	\$ 314
<p>25" Two-Student Desk</p> <ul style="list-style-type: none"> • Optional book basket • Optional book box • Optional book bag hook 	IWDD/25	<input type="checkbox"/> <input type="checkbox"/> <input type="checkbox"/> <input type="checkbox"/>	<input type="checkbox"/> <input type="checkbox"/>	<input type="checkbox"/> <input type="checkbox"/> <input type="checkbox"/>	<input type="checkbox"/> <input type="checkbox"/> <input type="checkbox"/>	<input type="checkbox"/> <input type="checkbox"/>	<input type="checkbox"/> <input type="checkbox"/> <input type="checkbox"/>	60#	\$ 302

A **B** **C** **D** **E** **F** **G**

HOW TO ORDER

Indicate the following information on order form:

1. Quantity of each item.
2. Model number, including options. See "How To Build a Model Number".
3. Any special service required.

Note: •The indicates that a choice is required.
 •The absence of the indicates that no choice is required.

HOW TO BUILD A MODEL NUMBER

A Select basic model.

- B** Select book storage option.
- BR** = Book basket; add \$28
 - BB** = Book box; add \$22
 - BH** = Book bag hook; add \$9
 - BBBH** = Book basket & bag hook; add \$37
 - BBBH** = Book box & bag hook; add \$31
 - NB** = No book storage

C Select frame color.
 Refer to color addendum at ki.com or in KI Price List or KI Fabrics & Finishes binder.
 Standard colors: No upcharge.
 Premium colors: Add \$2 list; 3 week lead time.
 Chrome frame: Add \$18 list.

D Select edge finish.
 Refer to color addendum at ki.com or in KI Price List or KI Fabrics & Finishes binder.

E Select surface finish.
 Refer to color addendum at ki.com or in KI Price List or KI Fabrics & Finishes binder. Surface finish offerings are based on edge style selections.
 Standard colors: No upcharge.
 Premium colors: Add \$12 list; 3 week lead time.

F Select glide option.

- NG** = Nylon glides
- SG** = Steel glides

G Select carton code.

- CTN** = Cartoned
- NP** = No packaging

Cartoned: Add \$23 list/each.

INFORMATION

Cartoning Information
 Uncartoned shipments are standard for single order quantities of 50 or more units shipped via KI carrier. Specify NP.

Cartoning Available
 Specify CTN. Cartoning is required for single orders of less than 50 units or orders sent via air freight or UPS. Dealer requested carriers may also require cartoning.

SPECIAL SERVICES

Special Carton Marking
 With specially marked information N/C

Shipping
 Shipped **assembled f.o.b. Green Bay, Wisconsin 54302** factory. Freight class #125.

Specifications and prices are subject to change without prior notice.

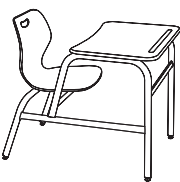
Intellect Wave™ Classroom Furniture

Combination Desk



Intellect Wave™ Classroom Furniture

Combination Desk

Features	MODEL NUMBER										Approx. Packaged Weight	Delivered Pricing Unupholstered	Delivered Pricing Fabric Grade 1 & C.O.M.	Delivered Pricing Fabric Grade 2	Delivered Pricing Fabric Grade 3	Delivered Pricing Vinyl Group 2	Delivered Pricing Pallas Fabric Group P1	Delivered Pricing Pallas Fabric Group P2	Delivered Pricing Pallas Fabric Group P3	Delivered Pricing Pallas Fabric Group P4	
	Basic Model	Book Storage Option	Frame Color	Shell Color	Edge Color	Surface Finish	Glides	Carton Code	Upholstery Color												
 <p>IWCD IWCDU</p> <p>Hard Plastic Top Combination Desk</p> <ul style="list-style-type: none"> • Optional book rack • Optional book bag • 29" worksurface height 	Polypropylene	IWCDH	<input type="checkbox"/>	<input type="checkbox"/>	<input type="checkbox"/>	<input type="checkbox"/>	<input type="checkbox"/>	<input type="checkbox"/>	<input type="checkbox"/>	<input type="checkbox"/>	41#	\$ 292									
	Polypropylene with Book Rack	IWCDHBR	<input type="checkbox"/>	<input type="checkbox"/>	<input type="checkbox"/>	<input type="checkbox"/>	<input type="checkbox"/>	<input type="checkbox"/>	<input type="checkbox"/>	<input type="checkbox"/>	43#	314									
	Upholstered Seat	IWCDHU/S	<input type="checkbox"/>	<input type="checkbox"/>	<input type="checkbox"/>	<input type="checkbox"/>	<input type="checkbox"/>	<input type="checkbox"/>	<input type="checkbox"/>	<input type="checkbox"/>	42#	N/A	343	347	356	356	387	400	417	430	
	Upholstered Seat with Book Rack	IWCDHBRU/S	<input type="checkbox"/>	<input type="checkbox"/>	<input type="checkbox"/>	<input type="checkbox"/>	<input type="checkbox"/>	<input type="checkbox"/>	<input type="checkbox"/>	<input type="checkbox"/>	44#	N/A	364	368	377	377	408	421	438	451	
	Upholstered Seat/Back	IWCDHU/B	<input type="checkbox"/>	<input type="checkbox"/>	<input type="checkbox"/>	<input type="checkbox"/>	<input type="checkbox"/>	<input type="checkbox"/>	<input type="checkbox"/>	<input type="checkbox"/>	42#	N/A	386	399	413	413	463	487	516	538	
	Upholstered Seat/Back with Book Rack	IWCDHBRU/B	<input type="checkbox"/>	<input type="checkbox"/>	<input type="checkbox"/>	<input type="checkbox"/>	<input type="checkbox"/>	<input type="checkbox"/>	<input type="checkbox"/>	<input type="checkbox"/>	44#	N/A	408	421	435	435	485	509	538	560	
<p>Laminate Top Combination Desk</p> <ul style="list-style-type: none"> • Optional book rack • Optional book bag • 29" worksurface height 	Polypropylene	IWCDL	<input type="checkbox"/>	<input type="checkbox"/>	<input type="checkbox"/>	<input type="checkbox"/>	<input type="checkbox"/>	<input type="checkbox"/>	<input type="checkbox"/>	<input type="checkbox"/>	41#	\$ 292									
	Polypropylene with Book Rack	IWCDLBR	<input type="checkbox"/>	<input type="checkbox"/>	<input type="checkbox"/>	<input type="checkbox"/>	<input type="checkbox"/>	<input type="checkbox"/>	<input type="checkbox"/>	<input type="checkbox"/>	43#	314									
	Upholstered Seat	IWCDLU/S	<input type="checkbox"/>	<input type="checkbox"/>	<input type="checkbox"/>	<input type="checkbox"/>	<input type="checkbox"/>	<input type="checkbox"/>	<input type="checkbox"/>	<input type="checkbox"/>	42#	N/A	343	347	356	356	387	400	417	430	
	Upholstered Seat with Book Rack	IWCDLBRU/S	<input type="checkbox"/>	<input type="checkbox"/>	<input type="checkbox"/>	<input type="checkbox"/>	<input type="checkbox"/>	<input type="checkbox"/>	<input type="checkbox"/>	<input type="checkbox"/>	44#	N/A	364	368	377	377	408	421	438	451	
	Upholstered Seat/Back	IWCDLU/B	<input type="checkbox"/>	<input type="checkbox"/>	<input type="checkbox"/>	<input type="checkbox"/>	<input type="checkbox"/>	<input type="checkbox"/>	<input type="checkbox"/>	<input type="checkbox"/>	42#	N/A	386	399	413	413	463	487	516	538	
	Upholstered Seat/Back with Book Rack	IWCDLBRU/B	<input type="checkbox"/>	<input type="checkbox"/>	<input type="checkbox"/>	<input type="checkbox"/>	<input type="checkbox"/>	<input type="checkbox"/>	<input type="checkbox"/>	<input type="checkbox"/>	44#	N/A	408	421	435	435	485	509	538	560	

A B C D E F G H I

HOW TO ORDER

Indicate the following information on order form:

- Quantity of each item.
- Model number, including options. See "How To Build a Model Number".
- Any special service required.

Note: •The indicates that a choice is required.
•The absence of the indicates that no choice is required.

HOW TO BUILD A MODEL NUMBER

A Select basic model.

B Select book storage option.
BH = Book bag hook; add \$9
NB = No bag hook

C Select frame color.
Refer to color addendum at ki.com or in KI Price List or KI Fabrics & Finishes binder.
Standard colors: No upcharge.
Premium colors: Add \$2 list; 3 week lead time.
Chrome frame: Add \$23 list.

D Select shell color.
Refer to color addendum at ki.com or in KI Price List or KI Fabrics & Finishes binder.
Standard colors: No upcharge.
Premium colors: Add \$3 list; 3 week

lead time.

E Select edge finish.
Refer to color addendum at ki.com or in KI Price List or KI Fabrics & Finishes binder.

F Select surface finish.
Refer to color addendum at ki.com or in KI Price List or KI Fabrics & Finishes binder. Surface finish offerings are based on edge style selections.
Standard colors: No upcharge.
Premium colors: Add \$7 list; 3 week lead time.

G Select glide option.
FS = Nylon Carpin floor saver glides
SG = Steel glides

H Select carton code.
CTN = Cartoned

NP = No packaging
Cartoned: Add \$29 list/each.

I Select upholstery grade/color.
Refer to color addendum at ki.com or in KI Fabrics & Finishes binder.

UPHOLSTERY INFORMATION

C.O.M. Upholstery
C.O.M. requirement 5/8 yard per chair for seat only and 1 yard per chair for seat and back of 54" wide nondirectional fabric. For complete information on ordering C.O.M., see "Ordering C.O.M., C.O.V. and C.O.L." section.

OPTIONS

California TB133 Fire Safety Code
The above seating products can be manufactured using the appropriate flame-retardant materials for compliance to California Technical Bulletin 133. Add "FR" to end of model number.
Added Lead Time=none
Added List Price=\$18

INFORMATION

Cartoning Information
Uncartoned shipments are standard for single order quantities of 100 or more units shipped via KI carrier. Specify NP.

Cartoning Available
Specify CTN. Cartoning is required for single orders of less than 100 units or orders sent via air freight or UPS. Dealer requested carriers may also require cartoning.

SPECIAL SERVICES

Special Carton Marking
With specially marked information N/C

Shipping
Shipped **assembled f.o.b. Green Bay, Wisconsin 54302** factory. Freight class #125.

Specifications and prices are subject to change without prior notice.


Intellect Wave™ Classroom Furniture

Double Entry Desk



Intellect Wave™ Classroom Furniture

Double Entry Desk

Features	MODEL NUMBER										Approx. Packaged Weight	Delivered Pricing Unupholstered	Delivered Pricing Fabric Grade 1 & C.O.M.	Delivered Pricing Fabric Grade 2	Delivered Pricing Fabric Grade 3	Delivered Pricing Vinyl Group 2	Delivered Pricing Pallas Fabric Group P1	Delivered Pricing Pallas Fabric Group P2	Delivered Pricing Pallas Fabric Group P3	Delivered Pricing Pallas Fabric Group P4	
	Basic Model	Book Storage Option	Frame Color	Shell Color	Edge Color	Surface Finish	Glides	Carton Code	Upholstery Color												
 <p>IWDE IWDEU</p> <p>Hard Plastic Top Double Entry Desk</p> <ul style="list-style-type: none"> • Optional book rack • Optional book bag • 29" worksurface height 	Polypropylene	IWDEH	<input type="checkbox"/>	<input type="checkbox"/>	<input type="checkbox"/>	<input type="checkbox"/>	<input type="checkbox"/>	<input type="checkbox"/>	<input type="checkbox"/>		40#	\$ 283									
	Polypropylene with Book Rack	IWDEHBR	<input type="checkbox"/>	<input type="checkbox"/>	<input type="checkbox"/>	<input type="checkbox"/>	<input type="checkbox"/>	<input type="checkbox"/>	<input type="checkbox"/>		42#	305									
	Upholstered Seat	IWDEHU/S	<input type="checkbox"/>	<input type="checkbox"/>	<input type="checkbox"/>	<input type="checkbox"/>	<input type="checkbox"/>	<input type="checkbox"/>	<input type="checkbox"/>	<input type="checkbox"/>	<input type="checkbox"/>	41#	N/A	334	338	347	347	378	391	408	421
	Upholstered Seat with Book Rack	IWDEHBRU/S	<input type="checkbox"/>	<input type="checkbox"/>	<input type="checkbox"/>	<input type="checkbox"/>	<input type="checkbox"/>	<input type="checkbox"/>	<input type="checkbox"/>	<input type="checkbox"/>	<input type="checkbox"/>	43#	N/A	355	359	368	368	399	412	429	442
	Upholstered Seat/Back	IWDEHU/B	<input type="checkbox"/>	<input type="checkbox"/>	<input type="checkbox"/>	<input type="checkbox"/>	<input type="checkbox"/>	<input type="checkbox"/>	<input type="checkbox"/>	<input type="checkbox"/>	<input type="checkbox"/>	41#	N/A	377	390	404	404	454	478	507	529
	Upholstered Seat/Back with Book Rack	IWDEHBRU/B	<input type="checkbox"/>	<input type="checkbox"/>	<input type="checkbox"/>	<input type="checkbox"/>	<input type="checkbox"/>	<input type="checkbox"/>	<input type="checkbox"/>	<input type="checkbox"/>	<input type="checkbox"/>	43#	N/A	399	412	426	426	476	500	529	551
<p>Laminate Top Double Entry Desk</p> <ul style="list-style-type: none"> • Optional book rack • Optional book bag • 29" worksurface height 	Polypropylene	IWDEL	<input type="checkbox"/>	<input type="checkbox"/>	<input type="checkbox"/>	<input type="checkbox"/>	<input type="checkbox"/>	<input type="checkbox"/>	<input type="checkbox"/>		40#	\$ 283									
	Polypropylene with Book Rack	IWDELBR	<input type="checkbox"/>	<input type="checkbox"/>	<input type="checkbox"/>	<input type="checkbox"/>	<input type="checkbox"/>	<input type="checkbox"/>	<input type="checkbox"/>		42#	305									
	Upholstered Seat	IWDELU/S	<input type="checkbox"/>	<input type="checkbox"/>	<input type="checkbox"/>	<input type="checkbox"/>	<input type="checkbox"/>	<input type="checkbox"/>	<input type="checkbox"/>	<input type="checkbox"/>	<input type="checkbox"/>	41#	N/A	334	338	347	347	378	391	408	421
	Upholstered Seat with Book Rack	IWDELBRU/S	<input type="checkbox"/>	<input type="checkbox"/>	<input type="checkbox"/>	<input type="checkbox"/>	<input type="checkbox"/>	<input type="checkbox"/>	<input type="checkbox"/>	<input type="checkbox"/>	<input type="checkbox"/>	43#	N/A	355	359	368	368	399	412	429	442
	Upholstered Seat/Back	IWDELU/B	<input type="checkbox"/>	<input type="checkbox"/>	<input type="checkbox"/>	<input type="checkbox"/>	<input type="checkbox"/>	<input type="checkbox"/>	<input type="checkbox"/>	<input type="checkbox"/>	<input type="checkbox"/>	41#	N/A	377	390	404	404	454	478	507	529
	Upholstered Seat/Back with Book Rack	IWDELBRU/B	<input type="checkbox"/>	<input type="checkbox"/>	<input type="checkbox"/>	<input type="checkbox"/>	<input type="checkbox"/>	<input type="checkbox"/>	<input type="checkbox"/>	<input type="checkbox"/>	<input type="checkbox"/>	43#	N/A	399	412	426	426	476	500	529	551

A B C D E F G H I

HOW TO ORDER

Indicate the following information on order form:

- Quantity of each item.
- Model number, including options. See "How To Build a Model Number".
- Any special service required.

Note: •The indicates that a choice is required.
•The absence of the indicates that no choice is required.

HOW TO BUILD A MODEL NUMBER

- A** Select basic model.
- B** Select book holder option.
BH = Book bag hook; add \$9
NB = No bag hook
- C** Select frame color.
 Refer to color addendum at ki.com or in KI Price List or KI Fabrics & Finishes binder.
 Standard colors: No upcharge.
 Premium colors: Add \$2 list; 3 week lead time.
 Chrome frame: Add \$23 list.
- D** Select shell color.
 Refer to color addendum at ki.com or in KI Price List or KI Fabrics & Finishes binder.
 Standard colors: No upcharge.
 Premium colors: Add \$3 list; 3 week

- E** Select edge finish.
 Refer to color addendum at ki.com or in KI Price List or KI Fabrics & Finishes binder.
- F** Select surface finish.
 Refer to color addendum at ki.com or in KI Price List or KI Fabrics & Finishes binder. Surface finish offerings are based on edge style selections.
 Standard colors: No upcharge.
 Premium colors: Add \$7 list; 3 week lead time.
- G** Select glide option.
NG = Nylon glides
SG = Steel glides
- H** Select carton code.
CTN = Cartoned
NP = No packaging

lead time. Cartoned: Add \$29 list/each.

- I** Select upholstery grade/color.
 Refer to color addendum at ki.com or in KI Fabrics & Finishes binder.

UPHOLSTERY INFORMATION

C.O.M. Upholstery
 C.O.M. requirement 5/8 yard per chair for seat only and 1 yard per chair for seat and back of 54" wide nondirectional fabric. For complete information on ordering C.O.M., see "Ordering C.O.M., C.O.V. and C.O.L." section.

OPTIONS

California TB133 Fire Safety Code
 The above seating products can be manufactured using the appropriate flame-retardant materials for compliance to California Technical Bulletin 133. Add "FR" to end of model number.
 Added Lead Time=none
 Added List Price=\$18

INFORMATION

Cartoning Information
 Uncartoned shipments are standard for single order quantities of 100 or more units shipped via KI carrier. Specify NP.

Cartoning Available
 Specify CTN. Cartoning is required for single orders of less than 100 units or orders sent via air freight or UPS. Dealer requested carriers may also require cartoning.

SPECIAL SERVICES

Special Carton Marking
 With specially marked information N/C

Shipping
 Shipped **assembled f.o.b. Green Bay, Wisconsin 54302** factory. Freight class #125.

Specifications and prices are subject to change without prior notice.


Intellect Wave™ Classroom Furniture

XL Double Entry Desk



Intellect Wave™ Classroom Furniture

XL Double Entry Desk

Features	MODEL NUMBER										Approx. Packaged Weight	Delivered Pricing Unupholstered	Delivered Pricing Fabric Grade 1 & C.O.M.	Delivered Pricing Fabric Grade 2	Delivered Pricing Fabric Grade 3	Delivered Pricing Vinyl Group 2	Delivered Pricing Pallas Fabric Group P1	Delivered Pricing Pallas Fabric Group P2	Delivered Pricing Pallas Fabric Group P3	Delivered Pricing Pallas Fabric Group P4	
	Basic Model	Book Storage Option	Frame Color	Shell Color	Edge Color	Surface Finish	Glides	Carton Code	Upholstery Color												
 <p>IWXD IWXDU Hard Plastic Top XL Double Entry Desk</p> <ul style="list-style-type: none"> • Optional book rack • Optional book bag • 30" worksurface height 	Polypropylene	IWXDH	<input type="checkbox"/>	<input type="checkbox"/>	<input type="checkbox"/>	<input type="checkbox"/>	<input type="checkbox"/>	<input type="checkbox"/>	<input type="checkbox"/>	<input type="checkbox"/>	42#	\$ 326									
	Polypropylene with Book Rack	IWXDHBR	<input type="checkbox"/>	<input type="checkbox"/>	<input type="checkbox"/>	<input type="checkbox"/>	<input type="checkbox"/>	<input type="checkbox"/>	<input type="checkbox"/>	<input type="checkbox"/>	44#	347									
	Upholstered Seat	IWXDHU/S	<input type="checkbox"/>	<input type="checkbox"/>	<input type="checkbox"/>	<input type="checkbox"/>	<input type="checkbox"/>	<input type="checkbox"/>	<input type="checkbox"/>	<input type="checkbox"/>	43#	N/A	376	380	389	389	420	433	450	463	
	Upholstered Seat with Book Rack	IWXDHBRU/S	<input type="checkbox"/>	<input type="checkbox"/>	<input type="checkbox"/>	<input type="checkbox"/>	<input type="checkbox"/>	<input type="checkbox"/>	<input type="checkbox"/>	<input type="checkbox"/>	45#	N/A	398	402	411	411	442	455	472	485	
	Upholstered Seat/Back	IWXDHU/B	<input type="checkbox"/>	<input type="checkbox"/>	<input type="checkbox"/>	<input type="checkbox"/>	<input type="checkbox"/>	<input type="checkbox"/>	<input type="checkbox"/>	<input type="checkbox"/>	43#	N/A	420	433	447	447	497	521	550	572	
	Upholstered Seat/Back with Book Rack	IWXDHBRU/B	<input type="checkbox"/>	<input type="checkbox"/>	<input type="checkbox"/>	<input type="checkbox"/>	<input type="checkbox"/>	<input type="checkbox"/>	<input type="checkbox"/>	<input type="checkbox"/>	45#	N/A	441	454	468	468	518	542	571	593	
<p>Laminate Top XL Double Entry Desk</p> <ul style="list-style-type: none"> • Optional book rack • Optional book bag • 30" worksurface height 	Polypropylene	IWXDL	<input type="checkbox"/>	<input type="checkbox"/>	<input type="checkbox"/>	<input type="checkbox"/>	<input type="checkbox"/>	<input type="checkbox"/>	<input type="checkbox"/>	<input type="checkbox"/>	42#	\$ 326									
	Polypropylene with Book Rack	IWXDLBR	<input type="checkbox"/>	<input type="checkbox"/>	<input type="checkbox"/>	<input type="checkbox"/>	<input type="checkbox"/>	<input type="checkbox"/>	<input type="checkbox"/>	<input type="checkbox"/>	44#	347									
	Upholstered Seat	IWXDLU/S	<input type="checkbox"/>	<input type="checkbox"/>	<input type="checkbox"/>	<input type="checkbox"/>	<input type="checkbox"/>	<input type="checkbox"/>	<input type="checkbox"/>	<input type="checkbox"/>	43#	N/A	376	380	389	389	420	433	450	463	
	Upholstered Seat with Book Rack	IWXDLBRU/S	<input type="checkbox"/>	<input type="checkbox"/>	<input type="checkbox"/>	<input type="checkbox"/>	<input type="checkbox"/>	<input type="checkbox"/>	<input type="checkbox"/>	<input type="checkbox"/>	45#	N/A	398	402	411	411	442	455	472	485	
	Upholstered Seat/Back	IWXDLU/B	<input type="checkbox"/>	<input type="checkbox"/>	<input type="checkbox"/>	<input type="checkbox"/>	<input type="checkbox"/>	<input type="checkbox"/>	<input type="checkbox"/>	<input type="checkbox"/>	43#	N/A	420	433	447	447	497	521	550	572	
	Upholstered Seat/Back with Book Rack	IWXDLBRU/B	<input type="checkbox"/>	<input type="checkbox"/>	<input type="checkbox"/>	<input type="checkbox"/>	<input type="checkbox"/>	<input type="checkbox"/>	<input type="checkbox"/>	<input type="checkbox"/>	45#	N/A	441	454	468	468	518	542	571	593	

A B C D E F G H I

HOW TO ORDER

Indicate the following information on order form:

- Quantity of each item.
- Model number, including options. See "How To Build a Model Number".
- Any special service required.

Note: •The indicates that a choice is required.
•The absence of the indicates that no choice is required.

HOW TO BUILD A MODEL NUMBER

- A** Select basic model.
- B** Select book storage option.
BH = Book bag hook; add \$9
NB = No bag hook
- C** Select frame color.
Refer to color addendum at ki.com or in KI Price List or KI Fabrics & Finishes binder.
Standard colors: No upcharge.
Premium colors: Add \$2 list; 3 week lead time.
Chrome frame: Add \$23 list.
- D** Select shell color.
Refer to color addendum at ki.com or in KI Price List or KI Fabrics & Finishes binder.
Standard colors: No upcharge.
Premium colors: Add \$3 list; 3 week lead time.

- E** Select edge finish.
Refer to color addendum at ki.com or in KI Price List or KI Fabrics & Finishes binder.
- F** Select surface finish.
Refer to color addendum at ki.com or in KI Price List or KI Fabrics & Finishes binder. Surface finish offerings are based on edge style selections.
Standard colors: No upcharge.
Premium colors: Add \$7 list; 3 week lead time.
- G** Select glide option.
NG = Nylon glides
SG = Steel glides
- H** Select carton code.
CTN = Cartoned
NP = No packaging

Cartoned: Add \$29 list/each.

- I** Select upholstery grade/color.
Refer to color addendum at ki.com or in KI Fabrics & Finishes binder.

UPHOLSTERY INFORMATION

C.O.M. Upholstery
C.O.M. requirement 5/8 yard per chair for seat only and 1 yard per chair for seat and back of 54" wide nondirectional fabric. For complete information on ordering C.O.M., see "Ordering C.O.M., C.O.V. and C.O.L." section.

OPTIONS

California TB133 Fire Safety Code
The above seating products can be manufactured using the appropriate flame-retardant materials for compliance to California Technical Bulletin 133. Add "FR" to end of model number.
Added Lead Time=none
Added List Price=\$18

INFORMATION

Cartoning Information
Uncartoned shipments are standard for single order quantities of 100 or more units shipped via KI carrier. Specify NP.

Cartoning Available
Specify CTN. Cartoning is required for single orders of less than 100 units or orders sent via air freight or UPS. Dealer requested carriers may also require cartoning.

SPECIAL SERVICES

Special Carton Marking
With specially marked information N/C

Shipping
Shipped **assembled f.o.b. Green Bay, Wisconsin 54302** factory. Freight class #125.

Specifications and prices are subject to change without prior notice.


Intellect Wave™ Classroom Furniture

Tablet Arm Chair



Intellect Wave™ Classroom Furniture

Tablet Arm Chair

Features	MODEL NUMBER								Approx. Packaged Weight	Delivered Pricing Unupholstered	Delivered Pricing Fabric Grade 1 & C.O.M.	Delivered Pricing Fabric Grade 2	Delivered Pricing Fabric Grade 3	Delivered Pricing Vinyl Group 2	Delivered Pricing Pallas Fabric Group P1	Delivered Pricing Pallas Fabric Group P2	Delivered Pricing Pallas Fabric Group P3	Delivered Pricing Pallas Fabric Group P4
	Basic Model	Tablet Arm Direction	Frame Color	Shell Color	Surface Finish	Glides	Carton Code	Upholstery Color										
 IWTA IWTAU Standard Fixed Tablet Arm Chair • Optional book rack	Polypropylene	IWTASFX	<input type="checkbox"/>	<input type="checkbox"/>	<input type="checkbox"/>	<input type="checkbox"/>	<input type="checkbox"/>	<input type="checkbox"/>	26#	\$ 215								
	Polypropylene with Book Rack	IWTASFXBR	<input type="checkbox"/>	<input type="checkbox"/>	<input type="checkbox"/>	<input type="checkbox"/>	<input type="checkbox"/>	<input type="checkbox"/>	28#	236								
	Upholstered Seat	IWTASFXU/S	<input type="checkbox"/>	<input type="checkbox"/>	<input type="checkbox"/>	<input type="checkbox"/>	<input type="checkbox"/>	<input type="checkbox"/>	27#	N/A	265	269	278	278	309	322	339	352
	Upholstered Seat with Book Rack	IWTASFXBRU/S	<input type="checkbox"/>	<input type="checkbox"/>	<input type="checkbox"/>	<input type="checkbox"/>	<input type="checkbox"/>	<input type="checkbox"/>	29#	N/A	287	291	300	300	331	344	361	374
	Upholstered Seat/Back	IWTASFXU/B	<input type="checkbox"/>	<input type="checkbox"/>	<input type="checkbox"/>	<input type="checkbox"/>	<input type="checkbox"/>	<input type="checkbox"/>	27#	N/A	309	322	336	336	386	410	439	461
	Upholstered Seat/Back with Book Rack	IWTASFXBRU/B	<input type="checkbox"/>	<input type="checkbox"/>	<input type="checkbox"/>	<input type="checkbox"/>	<input type="checkbox"/>	<input type="checkbox"/>	29#	N/A	330	343	357	357	407	431	460	482
Standard Flip Tablet Arm Chair • Optional book rack	Polypropylene	IWTASFL	<input type="checkbox"/>	<input type="checkbox"/>	<input type="checkbox"/>	<input type="checkbox"/>	<input type="checkbox"/>	<input type="checkbox"/>	26#	\$ 249								
	Polypropylene with Book Rack	IWTASFLBR	<input type="checkbox"/>	<input type="checkbox"/>	<input type="checkbox"/>	<input type="checkbox"/>	<input type="checkbox"/>	<input type="checkbox"/>	28#	270								
	Upholstered Seat	IWTASFLU/S	<input type="checkbox"/>	<input type="checkbox"/>	<input type="checkbox"/>	<input type="checkbox"/>	<input type="checkbox"/>	<input type="checkbox"/>	27#	N/A	299	303	312	312	343	356	373	386
	Upholstered Seat with Book Rack	IWTASFLBRU/S	<input type="checkbox"/>	<input type="checkbox"/>	<input type="checkbox"/>	<input type="checkbox"/>	<input type="checkbox"/>	<input type="checkbox"/>	29#	N/A	320	324	333	333	364	377	394	407
	Upholstered Seat/Back	IWTASFLU/B	<input type="checkbox"/>	<input type="checkbox"/>	<input type="checkbox"/>	<input type="checkbox"/>	<input type="checkbox"/>	<input type="checkbox"/>	27#	N/A	343	356	370	370	420	444	473	495
	Upholstered Seat/Back with Book Rack	IWTASFLBRU/B	<input type="checkbox"/>	<input type="checkbox"/>	<input type="checkbox"/>	<input type="checkbox"/>	<input type="checkbox"/>	<input type="checkbox"/>	29#	N/A	364	377	391	391	441	465	494	516
Laptop Fixed Tablet Arm Chair • Optional book rack	Polypropylene	IWTALTFX	<input type="checkbox"/>	<input type="checkbox"/>	<input type="checkbox"/>	<input type="checkbox"/>	<input type="checkbox"/>	<input type="checkbox"/>	29#	\$ 255								
	Polypropylene with Book Rack	IWTALTFXBR	<input type="checkbox"/>	<input type="checkbox"/>	<input type="checkbox"/>	<input type="checkbox"/>	<input type="checkbox"/>	<input type="checkbox"/>	31#	277								
	Upholstered Seat	IWTALTFXU/S	<input type="checkbox"/>	<input type="checkbox"/>	<input type="checkbox"/>	<input type="checkbox"/>	<input type="checkbox"/>	<input type="checkbox"/>	30#	N/A	306	310	319	319	350	363	380	393
	Upholstered Seat with Book Rack	IWTALTFXBRU/S	<input type="checkbox"/>	<input type="checkbox"/>	<input type="checkbox"/>	<input type="checkbox"/>	<input type="checkbox"/>	<input type="checkbox"/>	32#	N/A	327	331	340	340	371	384	401	414
	Upholstered Seat/Back	IWTALTFXU/B	<input type="checkbox"/>	<input type="checkbox"/>	<input type="checkbox"/>	<input type="checkbox"/>	<input type="checkbox"/>	<input type="checkbox"/>	30#	N/A	349	362	376	376	426	450	479	501
	Upholstered Seat/Back with Book Rack	IWTALTFXBRU/B	<input type="checkbox"/>	<input type="checkbox"/>	<input type="checkbox"/>	<input type="checkbox"/>	<input type="checkbox"/>	<input type="checkbox"/>	32#	N/A	371	384	398	398	448	472	501	523
Laptop Flip Tablet Arm Chair • Optional book rack	Polypropylene	IWTALTFL	<input type="checkbox"/>	<input type="checkbox"/>	<input type="checkbox"/>	<input type="checkbox"/>	<input type="checkbox"/>	<input type="checkbox"/>	29#	\$ 289								
	Polypropylene with Book Rack	IWTALTFLBR	<input type="checkbox"/>	<input type="checkbox"/>	<input type="checkbox"/>	<input type="checkbox"/>	<input type="checkbox"/>	<input type="checkbox"/>	31#	310								
	Upholstered Seat	IWTALTFLU/S	<input type="checkbox"/>	<input type="checkbox"/>	<input type="checkbox"/>	<input type="checkbox"/>	<input type="checkbox"/>	<input type="checkbox"/>	30#	N/A	339	343	352	352	383	396	413	426
	Upholstered Seat with Book Rack	IWTALTFLBRU/S	<input type="checkbox"/>	<input type="checkbox"/>	<input type="checkbox"/>	<input type="checkbox"/>	<input type="checkbox"/>	<input type="checkbox"/>	32#	N/A	361	365	374	374	405	418	435	448
	Upholstered Seat/Back	IWTALTFLU/B	<input type="checkbox"/>	<input type="checkbox"/>	<input type="checkbox"/>	<input type="checkbox"/>	<input type="checkbox"/>	<input type="checkbox"/>	30#	N/A	383	396	410	410	460	484	513	535
	Upholstered Seat/Back with Book Rack	IWTALTFLBRU/B	<input type="checkbox"/>	<input type="checkbox"/>	<input type="checkbox"/>	<input type="checkbox"/>	<input type="checkbox"/>	<input type="checkbox"/>	32#	N/A	404	417	431	431	481	505	534	556

A B C D E F G H

HOW TO ORDER

Indicate the following information on order form:

- Quantity of each item.
- Model number, including options. See "How To Build a Model Number".
- Any special service required.

Note: •The indicates that a choice is required.
 •The absence of the indicates that no choice is required.

HOW TO BUILD A MODEL NUMBER

- A** Select basic model.
- B** Select tablet arm direction.
 LH = Left hand
 RH = Right hand
- C** Select frame color.
 Refer to color addendum at ki.com or in KI Price List or KI Fabrics & Finishes binder.
 Standard colors: No upcharge.
 Premium colors: Add \$2 list; 3 week lead time.
 Chrome frame: Add \$11 list.
- D** Select shell color.
 Refer to color addendum at ki.com or in KI Price List or KI Fabrics & Finishes binder.
 Standard colors: No upcharge.
 Premium colors: Add \$3 list; 3 week

lead time. KI Fabrics & Finishes binder.

- E** Select surface finish.
 Refer to color addendum at ki.com or in KI Price List or KI Fabrics & Finishes binder. Surface finish offerings are based on edge style selections.
 Standard colors: No upcharge.
 Premium colors: Add \$7 list; 3 week lead time.
- F** Select glide option.
 FS = Nylon Carpin floor saver glides
 SG = Steel glides
- G** Select carton code.
 CTN = Cartoned
 NP = No packaging
 Cartoned: Add \$29 list/each.
- H** Select upholstery grade/color.
 Refer to color addendum at ki.com or in

UPHOLSTERY INFORMATION

C.O.M. Upholstery
 C.O.M. requirement 5/8 yard per chair for seat only and 1 yard per chair for seat and back of 54" wide nondirectional fabric. For complete information on ordering C.O.M., see "Ordering C.O.M., C.O.V. and C.O.L." section.

OPTIONS

California TB133 Fire Safety Code
 The above seating products can be manufactured using the appropriate flame-retardant materials for compliance to California Technical Bulletin 133. Add "FR" to end of model number.
 Added Lead Time=none
 Added List Price=\$18

INFORMATION

Cartoning Information
 Uncartoned shipments are standard for single order quantities of 100 or more units shipped via KI carrier. Specify NP.

Cartoning Available
 Specify CTN. Cartoning is required for single orders of less than 100 units or orders sent via air freight or UPS. Dealer requested carriers may also require cartoning.

SPECIAL SERVICES

Special Carton Marking
 With specially marked information N/C

Shipping
 Shipped assembled f.o.b. Green Bay, Wisconsin 54302 factory. Freight class #125.

Specifications and prices are subject to change without prior notice.

Ivy League™ Classroom Furniture

General Information



Series 10 Posture Chair (IL10R.18)



Series 20 Open-Front Desk (IL20R.30)



Series 30 Lift-Lid Desk (IL30R.30)



Series 40 Study-Top Desk (IL40R.30)



Series 50 Laminate Top Desk

Features

Thermoset plastic seat and back	•			
Thermoset plastic top		•	•	•
18-gauge steel frame	•	•	•	•
16-gauge steel frame				
Adjustable height	•	•	•	•
Book basket option	•			•
Solid Core Top				•
ADA			•	
High-pressure laminate surface				•
Adjustable legs				•
Flat vinyl T-edge				•
Book bag hook				•
Book Tray (Optional)				•
Modesty Panel				•
Privacy sides				•

SPECIFICATIONS

CHAIRS - Posture Series 10 & Teacher's Series TC

Frame

Chrome-plated 18-gauge, 1" o.d., non-swaged steel tubing.

Seat & Back

Contoured 5/8" thick, solid, molded thermoset plastic attached to frame with screws.

Glides - Posture Chair Series 10

Swivel-type steel glides (nylon optional).

Casters - Teacher's Chair Series TC

2" diameter dual-wheel type.

Arms - Teacher's Chair Series TC

1/2" wide molded firm plastic foam on 18-gauge, 1" o.d. steel support welded to frame.

Underseat Book Rack-Series 10

Chrome plated 9.5mm dia. solid steel wire with four solid 8mm dia. wire crossbraces. Attached with two 3/16" high strength steel

rivets in rear legs. Measures 13" x 16".

Underseat X-Bracing Series 10

8-gauge, 1/2" o.d. tubing.

DESKS - Series 20, Series 30 and Series 40

Frame

Chrome-plated 18-gauge, 1" o.d., non-swaged steel tubing with 18-gauge, 3/4" o.d. u-shaped lower brace welded to legs.

Top

Solid, molded thermoset plastic w/ rounded edges & pencil groove or high-density particleboard core covered with .030" high-pressure laminate top and .020" phenolic backing sheet w/ sealed clear lacquer edge. 18"x24"x5/8". IL40 ADA top measures 20"x36.5"x5/8".

Glides

Swivel-type steel glides (nylon optional).

Open-Front Book Box - Series 20

One-piece, 20-gauge cold-rolled steel with embossed sides and bottom. 22" x 15-1/4" x 4-3/4"

Lift-Lid Book Box - Series 30

One-piece, 20-gauge cold-rolled steel. Full-length hinge. Two self-balancing lid supports. Interior dimensions = 22-1/4" x 15-1/4" x 5"

Book Basket - Series 40

Chrome plated 7mm dia. solid steel wire attached to underside of top with eight #10 x 5/8" SMPTH - Zinc screws.

Translucent Book Box - Series 40

Optional solid, molded thermoplastic polypropylene book box. Translucent finish helps provide safe environment while allowing for some degree of personal privacy. Molded-in pencil tray keeps items conveniently inside book box within easy reach, not on the floor or in the back of the book box. Measures 15" wide, 14" deep, and 4" high.

LAMINATE TOP DESK - Series 50

Tops

7/8" thick high-density particleboard core with 0.030" high-pressure laminate top and phenolic backing sheet predrilled to accept frame.

Frame

1.25" OD 18 gauge seam welded tubular steel legs. Telescoping lower section of tubular steel in bright chrome finish; locks with set screw in 1" increments from 22"-32". Side legs assemblies with 14 gauge perforated side aprons and book bag hook. Front modesty panel made from 14 gauge steel with patented interlocking teeth to fit in leg.

Book Tray

16 gauge hemmed steel with tabs to attach to side aprons with screws.

Shipping

Desks will ship k.d. and book trays will ship 4 trays per carton.



Ivy League™ Classroom Furniture

General Information



Series 56 Combination Chair/Desk (IL56)



Series 58 Double-Entry Sled Base Desk (IL58.18.BR)



Series 61 Combination Chair/Desk (IL61)



Series 90 Tablet Arm Chair (IL90.R.18)

Features

Thermoset plastic seat and back	•	•	•	•
Thermoset plastic top	•	•	•	•
19-gauge steel frame				•
16-gauge steel frame	•		•	
16-gauge frame with 11-gauge base		•		
Book basket option	•	•	•	•

INFORMATION

Warranty

Refer to KI Terms & Conditions document or visit ki.com

TABLET ARM CHAIR - Series 90

Frame

Chrome-plated 18-gauge, 1" o.d. steel tubing. Tablet arm support frame is 16-gauge, 1" o.d. steel tubing

Seat and Back

Contoured 5/8" thick, solid, molded thermoset plastic attached to frame with screws.

Tablet Arm

Contoured 5/8" thick, solid, molded thermoset plastic attached to frame with screws. Left- or right-handed units. 14" x 19" x 26".

Glides

Swivel-type steel glides (nylon optional).

Underseat Book Rack

Chrome plated 9.5mm dia. solid steel wire with four solid 8mm dia. wire crossbraces. Attached with two 3/16" high strength steel rivets in rear legs. Measures 13" x 16".

DOUBLE-ENTRY SLED BASE DESK - Series 58

Base Frame

Chrome-plated 11-gauge, 1-1/8" o.d. steel tubing.

Back Frame

Chrome-plated 16-gauge, 1" o.d. steel tubing.

Seat & Back

Contoured 5/8" thick, solid, molded thermoset plastic attached to frame with screws.

Top

Solid, molded thermoset plastic with rounded edges with pencil groove. 18" x 24" x 5/8". Angled or flat options.

Glides

Steel or nylon glides available (4 per unit).

Underseat Book Basket

Chrome plated 7mm dia. solid steel wire attached with four 3/16" high strength steel rivets to underside of chair frame. 11" L x 12" W x 8.5" H.

COMBINATION CHAIR/DESK - Series 56, 61

Frame

Chrome-plated 16-gauge, 1" o.d. side and back. Legs are 16-gauge, 1-1/4" o.d. Series 61 and Series 66 have a support brace of chrome-plated 16-gauge, 1" o.d. steel tubing.

Seat & Back

Contoured 5/8" thick, solid, molded thermoset plastic attached to frame with screws.

Top

Solid, molded thermoset plastic with rounded edges with pencil groove. 18" x 24" x 5/8". Angled or flat options.

Glides

Swivel-type steel glides (nylon optional).

Underseat Book Basket

Chrome plated 7mm dia. solid steel wire attached with four 3/16" high strength steel rivets to underside of chair frame. 11" L x 12" W x 8.5" H.

Ivy League™ Classroom Furniture

General Information



Ivy League™ Classroom Furniture

General Information



**Series ST Stools
(ILST.18)**



**Series TC Teacher's
Chair (ILTCC.18)**

Features

Thermoset plastic seat and back	•	•
Thermoset plastic top		•
19-gauge steel frame	•	
18-gauge steel frame		•

SPECIFICATIONS

CHAIRS - Teacher's Series TC

Frame

Chrome-plated 18-gauge, 1" o.d., non-swaged steel tubing.

Seat & Back

Contoured 5/8" thick, solid, molded thermoset plastic attached to frame with screws.

Glides - Posture Chair Series 10

Swivel-type steel glides. Optional swivel-type nylon glides.

Casters - Teacher's Chair Series TC

2" diameter dual-wheel type.

Arms - Teacher's Chair Series TC

1/2" wide molded firm plastic foam on 18-gauge, 1" o.d. steel support welded to frame.

Underseat Book Rack-Series 10

Chrome plated 9.5mm dia. solid steel wire with four solid 8mm dia. wire crossbraces. Attached with two 3/16" high strength steel

rivets in rear legs. Measures 13" x 16".

STOOL - Series ST

Frame

Two chrome-plated 19-gauge, 7/8" o.d. steel tubing leg sections are crossed and welded to 7-gauge, 5-3/4" square plate. A footrest ring made of 18-gauge, 5/8" o.d. steel tubing is welded to each leg.

Seat

Contoured 5/8" thick, solid, molded thermoset plastic attached to frame with screws. 13" diameter.

Glides

Swivel-type steel glides. Optional swivel-type nylon glides.

INFORMATION

Warranty

Refer to KI Terms & Conditions document or visit ki.com




Ivy League™ Classroom Furniture

Series 10 Posture Chairs



Ivy League™ Classroom Furniture

Series 10 Posture Chairs

MODEL	Size	MODEL NUMBER					Approx. Packaged Weight	Delivered Pricing
		Basic Model	Frame Color	Seat & Back Color	Glides	Carton Code		
 IL10 Series 10 Chair • Seat and back constructed of thermoset plastic • Frame constructed of 18-gauge steel • Swivel-type steel glides or nylon glides • Available in four seat heights or with adjustable legs (seat height adjusts from 12-16")	Small	IL10R.12	<input type="checkbox"/>	<input type="checkbox"/>	<input type="checkbox"/>	<input type="checkbox"/>	14#	\$ 112
	Medium	IL10R.14	<input type="checkbox"/>	<input type="checkbox"/>	<input type="checkbox"/>	<input type="checkbox"/>	14#	112
	Large	IL10R.16	<input type="checkbox"/>	<input type="checkbox"/>	<input type="checkbox"/>	<input type="checkbox"/>	18#	114
	Extra Large	IL10R.18	<input type="checkbox"/>	<input type="checkbox"/>	<input type="checkbox"/>	<input type="checkbox"/>	18#	116
	Adjustable	IL10R.A	<input type="checkbox"/>	<input type="checkbox"/>	<input type="checkbox"/>	<input type="checkbox"/>	18#	129
 IL10 Series 10 X-Brace Stacking Chair • Seat and back constructed of thermoset plastic • Frame constructed of 18-gauge steel • Swivel-type steel glides or nylon glides • X-brace constructed of 18-gauge steel • Available in four seat heights	Small	IL10X.12	<input type="checkbox"/>	<input type="checkbox"/>	<input type="checkbox"/>	<input type="checkbox"/>	14#	\$ 115
	Medium	IL10X.14	<input type="checkbox"/>	<input type="checkbox"/>	<input type="checkbox"/>	<input type="checkbox"/>	14#	115
	Large	IL10X.16	<input type="checkbox"/>	<input type="checkbox"/>	<input type="checkbox"/>	<input type="checkbox"/>	18#	116
	Extra Large	IL10X.18	<input type="checkbox"/>	<input type="checkbox"/>	<input type="checkbox"/>	<input type="checkbox"/>	18#	141
 IL10 Series 10 Chair with Book Rack • Seat and back constructed of thermoset plastic • Frame constructed of 18-gauge steel • Swivel-type steel glides or nylon glides • Chrome plated solid wire rod bookrack	Extra Large	IL10BR.18	<input type="checkbox"/>	<input type="checkbox"/>	<input type="checkbox"/>	<input type="checkbox"/>	18#	\$ 140

A B C D E

HOW TO ORDER

Indicate the following information on order form:

- Quantity of each item.
- Model number, including options. See "How To Build a Model Number".
- Any special service required.

Note: •The indicates that a choice is required.
 •The absence of the indicates that no choice is required.

HOW TO BUILD A MODEL NUMBER

- A** Select basic model
- B** Select frame color.
Refer to color addendum at ki.com or in KI Price List or KI Fabrics & Finishes binder.
- C** Select seat and back color.
Refer to color addendum at ki.com or in KI Price List or KI Fabrics & Finishes binder.
- D** Select glide option.
NG = Nylon glides
SG = Standard steel glides
- E** Select carton code.
CTN = Ivy League optional cartoning
NP = Standard packaging
See list upcharge chart for carton pricing.

Model	List Upcharge Per Unit	Units /Carton
IL10R.12	\$ 7	4
IL10R.14	8	3
IL10R.16	11	2
IL10R.18	11	2
IL10R.A	7	4
IL10X.12	8	3
IL10X.14	8	3
IL10X.16	11	2
IL10X.18	11	2
IL10BR.18	11	2

INFORMATION

Cartoning Information

Uncartoned shipments are standard for single order quantities of fifty or more units shipped via KI carrier. Specify NP.

Cartoning Available

Specify CTN. Cartoning is required for single orders of less than fifty units or orders sent via air freight or UPS. Dealer requested carriers may also require cartoning.

SPECIAL SERVICES

Special Carton Marking

With specially marked information N/C

Shipping

Shipped **assembled f.o.b. Tupelo, Mississippi 38804** factory. Freight class #125.

Specifications and prices are subject to change without prior notice.

Ivy League™ Classroom Furniture

Series 20 Open-Front Desk



Ivy League™ Classroom Furniture

Series 20 Open-Front Desk



IL20

- Series 20 Open-Front Desk**
- Desk top constructed of thermoset plastic
 - Frame constructed of 18-gauge steel
 - Book box constructed of 20-gauge steel with embossed sides and bottom
 - Swivel-type steel glides or nylon glides
 - Desk height adjusts from 24-30"

MODEL	Size	MODEL NUMBER						Approx. Packaged Weight	Delivered Pricing
		Basic Model	Frame Color	Book Box Color	Top Color	Glides	Carton Code		
	Adjustable	IL20R.A	<input type="checkbox"/>	<input type="checkbox"/>	<input type="checkbox"/>	<input type="checkbox"/>	<input type="checkbox"/>	30#	\$ 196

A **B** **C** **D** **E** **F**

HOW TO ORDER

Indicate the following information on order form:

1. Quantity of each item.
2. Model number, including options. See "How To Build a Model Number".
3. Any special service required.

Note: •The indicates that a choice is required.
 •The absence of the indicates that no choice is required.

HOW TO BUILD A MODEL NUMBER

- A** Select basic model.
- B** Select frame color. Refer to color addendum at ki.com or in KI Price List or KI Fabrics & Finishes binder.
- C** Select book box color. Refer to color addendum at ki.com or in KI Price List or KI Fabrics & Finishes binder.
- D** Select desk top color. Refer to color addendum at ki.com or in KI Price List or KI Fabrics & Finishes binder.
- E** Select glide option.
 - NG** = Nylon glides
 - SG** = Standard steel glides
- F** Select carton code.
 - CTN** = Ivy League optional cartoning
 - NP** = Standard packaging
 See list upcharge chart for carton pricing.

Model	List Upcharge Per Unit	Units /Carton
IL20R.A	\$10	2

INFORMATION

Cartoning Information
 Uncartoned shipments are standard for single order quantities of fifty or more units shipped via KI carrier. Specify NP.

Cartoning Available
 Specify CTN. Cartoning is required for single orders of less than fifty units or orders sent via air freight or UPS. Dealer requested carriers may also require cartoning.

SPECIAL SERVICES

Special Carton Marking
 With specially marked information N/C

Shipping
 Shipped **assembled f.o.b. Tupelo, Mississippi 38804** factory. Freight class #100.

Specifications and prices are subject to change without prior notice.

Ivy League™ Classroom Furniture

Series 30 Lift-Lid Desk



Ivy League™ Classroom Furniture

Series 30 Lift-Lid Desk



IL30

- Series 30 Lift-Lid Desk**
- Desk top constructed of thermoset plastic
 - Frame constructed of 18-gauge steel
 - Book box constructed of 20-gauge steel with embossed sides and bottom. Full-length hinge
 - Swivel-type steel glides or nylon glides
 - Desk height adjusts from 24-30"

MODEL	Size	MODEL NUMBER						Approx. Packaged Weight	Delivered Pricing
		Basic Model	Frame Color	Book Box Color	Top Color	Glides	Carton Code		
	Adjustable	IL30R.A	<input type="checkbox"/>	<input type="checkbox"/>	<input type="checkbox"/>	<input type="checkbox"/>	<input type="checkbox"/>	33#	\$ 259

A **B** **C** **D** **E** **F**

HOW TO ORDER

Indicate the following information on order form:

1. Quantity of each item.
2. Model number, including options. See "How To Build a Model Number".
3. Any special service required.

Note: •The indicates that a choice is required.
 •The absence of the indicates that no choice is required.

HOW TO BUILD A MODEL NUMBER

- A** Select basic model.
- B** Select frame color. Refer to color addendum at ki.com or in KI Price List or KI Fabrics & Finishes binder.
- C** Select book box color. Refer to color addendum at ki.com or in KI Price List or KI Fabrics & Finishes binder.
- D** Select desk top color. Refer to color addendum at ki.com or in KI Price List or KI Fabrics & Finishes binder.
- E** Select glide option.
 - NG** = Nylon glides
 - SG** = Standard steel glides

- F** Select carton code.
 - CTN** = Ivy League optional cartoning
 - NP** = Standard packaging
 See list upcharge chart for carton pricing.

Model	List Upcharge Per Unit	Units /Carton
IL30R.A	\$10	2

INFORMATION

Cartoning Information
 Uncartoned shipments are standard for single order quantities of fifty or more units shipped via KI carrier. Specify NP.

Cartoning Available
 Specify CTN. Cartoning is required for single orders of less than fifty units or orders sent via air freight or UPS. Dealer requested carriers may also require cartoning.

SPECIAL SERVICES

Special Carton Marking
 With specially marked information N/C

Shipping
 Shipped **assembled f.o.b. Tupelo, Mississippi 38804** factory. Freight class #100.

Specifications and prices are subject to change without prior notice.


Ivy League™ Classroom Furniture

Series 40 Study Desk



Ivy League™ Classroom Furniture

Series 40 Study Desk

MODEL	Size	MODEL NUMBER					Approx. Packaged Weight	Delivered Pricing
		Basic Model	Frame Color	Top Color	Glides	Carton Code		
 <p>Series 40 Study Desk</p> <ul style="list-style-type: none"> • Desk top constructed of thermoset plastic • Frame constructed of 18-gauge steel • Optional book basket constructed of 7mm solid wire rod • Swivel-type steel glides or nylon glides • Available in 30" height or with adjustable legs (desk height adjusts from 24-30") • Optional translucent book box 	Extra Large with Book Basket	IL40R.30.BR	<input type="checkbox"/>	<input type="checkbox"/> <input type="checkbox"/> <input type="checkbox"/> <input type="checkbox"/>	<input type="checkbox"/>	<input type="checkbox"/> <input type="checkbox"/>	27#	\$ 161
	Extra Large	IL40R.30.WO	<input type="checkbox"/>	<input type="checkbox"/> <input type="checkbox"/> <input type="checkbox"/> <input type="checkbox"/>	<input type="checkbox"/>	<input type="checkbox"/> <input type="checkbox"/>	25#	132
	Adjustable with Book Box	IL40R.A.BOX	<input type="checkbox"/>	<input type="checkbox"/> <input type="checkbox"/> <input type="checkbox"/> <input type="checkbox"/>	<input type="checkbox"/>	<input type="checkbox"/> <input type="checkbox"/>	27#	179
	Adjustable with Book Basket	IL40R.A.BR	<input type="checkbox"/>	<input type="checkbox"/> <input type="checkbox"/> <input type="checkbox"/> <input type="checkbox"/>	<input type="checkbox"/>	<input type="checkbox"/> <input type="checkbox"/>	27#	179
	Adjustable	IL40R.A.WO	<input type="checkbox"/>	<input type="checkbox"/> <input type="checkbox"/> <input type="checkbox"/> <input type="checkbox"/>	<input type="checkbox"/>	<input type="checkbox"/> <input type="checkbox"/>	25#	153
<p>Series 40 ADA Desk</p> <ul style="list-style-type: none"> • Top 20x36.5" • Desk height Adjustable from 28"-34" 	ADA with Book Box	IL40R.ADA.BOX	<input type="checkbox"/>	<input type="checkbox"/> <input type="checkbox"/> <input type="checkbox"/> <input type="checkbox"/>	<input type="checkbox"/>	<input type="checkbox"/> <input type="checkbox"/>	37#	\$ 223
	ADA with Book Basket	IL40R.ADA.BR	<input type="checkbox"/>	<input type="checkbox"/> <input type="checkbox"/> <input type="checkbox"/> <input type="checkbox"/>	<input type="checkbox"/>	<input type="checkbox"/> <input type="checkbox"/>	37#	223
	Adjustable	IL40R.ADA.WO	<input type="checkbox"/>	<input type="checkbox"/> <input type="checkbox"/> <input type="checkbox"/> <input type="checkbox"/>	<input type="checkbox"/>	<input type="checkbox"/> <input type="checkbox"/>	35#	198

A **B** **C** **D** **E**

HOW TO ORDER

Indicate the following information on order form:

1. Quantity of each item.
2. Model number, including options. See "How To Build a Model Number".
3. Any special service required.

Note: •The indicates that a choice is required.
 •The absence of the indicates that no choice is required.

HOW TO BUILD A MODEL NUMBER

- A** Select basic model.
- B** Select frame color.
Refer to color addendum at ki.com or in KI Price List or KI Fabrics & Finishes binder.
- C** Select top color.
Refer to color addendum at ki.com or in KI Price List or KI Fabrics & Finishes binder.
- D** Select glide option.
NG = Nylon glides
SG = Standard steel glides
- E** Select carton code.
CTN = Ivy League optional cartoning
NP = Standard packaging
See list upcharge chart for carton pricing.

Model	List Upcharge Per Unit	Units /Carton
IL40R.30	\$22	1
IL40R.A	10	2
IL40R.ADA	16	2

INFORMATION

Cartoning Information
 Uncartoned shipments are standard for single order quantities of fifty or more units shipped via KI carrier. Specify NP.

Cartoning Available
 Specify CTN. Cartoning is required for single orders of less than fifty units or orders sent via air freight or UPS. Dealer requested carriers may also require cartoning.

SPECIAL SERVICES

Special Carton Marking

With specially marked information N/C

Shipping

Shipped **assembled f.o.b. Tupelo, Mississippi 38804** factory. Freight class #100.

Specifications and prices are subject to change without prior notice.


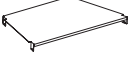
Ivy League™ Classroom Furniture

Series 50 Laminate Top Desk



Ivy League™ Classroom Furniture

Series 50 Laminate Top Desk

MODEL	Features	H x W	MODEL NUMBER				Approx. Packaged Weight	Delivered Pricing
			Basic Model	Frame Color	Top Color	Edge Color		
 <p>Series 50 Laminate Top Desk</p> <ul style="list-style-type: none"> • Curve'd top for unlimited configurations • 7/8" Solid core top with 0.030" high pressure laminate and phenolic backer surface • Modesty panel • Security panels • Backpack hook • 22-32" adjustable height • Vinyl edge standard • Optional book tray • Ships k.d. 		20 x 30"	IL50.2030	BL	LKM	EBL	27#	\$ 156
		20 x 30"	IL50.2030NS	BL	<input type="checkbox"/> <input type="checkbox"/> <input type="checkbox"/>	<input type="checkbox"/> <input type="checkbox"/> <input type="checkbox"/>	27#	200
		20 x 48"	IL50.2048	BL	LKM	EBL	40#	207
		20 x 48"	IL50.2048NS	BL	<input type="checkbox"/> <input type="checkbox"/> <input type="checkbox"/>	<input type="checkbox"/> <input type="checkbox"/> <input type="checkbox"/>	40#	261
 <p>Series 50 Book Tray</p> <ul style="list-style-type: none"> • 16 Gauge steel w/hemmed front edge for strength • Attaches to standard desk with 6 screws included • Opening height is 4.25" • Available in black finish only 	Set of 4	20 x 30"	BT2030	BL			30#	\$ 115
	Set of 4	20 x 48"	BT2048	BL			35#	181

A
B
C
D

HOW TO ORDER

Indicate the following information on order form:

1. Quantity of each item.
2. Model number, including options. See "How To Build a Model Number".
3. Any special service required.

Note: •The indicates that a choice is required.
 •The absence of the indicates that no choice is required.

HOW TO BUILD A MODEL NUMBER

- A** Select basic model.
- B** Select frame color.
Refer to color addendum at ki.com or in KI Price List or KI Fabrics & Finishes binder.
- C** Select top color.
Refer to color addendum at ki.com or in KI Price List or KI Fabrics & Finishes binder.
- D** Select edge color.
Refer to color addendum at ki.com or in KI Price List or KI Fabrics & Finishes binder. Edge color offerings are based on edge style selections.

INFORMATION

Book Tray Cartoning

Book Trays are ordered and shipped per carton. 20 x 30 size ships 4 trays per carton and 20 x 48 size ships 4 trays per carton. Ordering two (2) BT2030 or two (2) BT2048 will result in 2 cartons shipped giving you 8 book trays.

SPECIAL SERVICES

Special Carton Marking

With specially marked information N/C

Shipping

Shipped **k.d. f.o.b. Tupelo, Mississippi 38804** factory. Freight class #85.

Specifications and prices are subject to change without prior notice.


Ivy League™ Classroom Furniture

Series 58 Double-Entry Desk



Ivy League™ Classroom Furniture

Series 58 Double-Entry Desk

MODEL	Size	MODEL NUMBER						Approx. Packaged Weight	Delivered Pricing
		Basic Model	Frame Color	Seat & Back Color	Top Color	Glides	Carton Code		
 <p>Series 58 Double-Entry Desk</p> <ul style="list-style-type: none"> • Desk top, seat and back constructed of thermoset plastic • Base frame constructed of 11-gauge steel • Back frame constructed of 16-gauge steel • Optional book basket constructed of 7mm solid wire rod • Available without glides, with steel or nylon glides (shown with glides) • Belly room is 16" 	Extra Large with Book Basket	IL58.18.BR	<input type="checkbox"/>	<input type="checkbox"/>	<input type="checkbox"/>	<input type="checkbox"/>	<input type="checkbox"/>	59#	\$ 326
	Extra Large	IL58.18.WO	<input type="checkbox"/>	<input type="checkbox"/>	<input type="checkbox"/>	<input type="checkbox"/>	<input type="checkbox"/>	57#	299

IL58

A **B** **C** **D** **E** **F**

HOW TO ORDER

Indicate the following information on order form:

1. Quantity of each item.
2. Model number, including options. See "How To Build a Model Number".
3. Any special service required.

Note: •The indicates that a choice is required.
 •The absence of the indicates that no choice is required.

HOW TO BUILD A MODEL NUMBER

- A** Select basic model.
- B** Select frame color. Refer to color addendum at ki.com or in KI Price List or KI Fabrics & Finishes binder.
- C** Select seat and back color. Refer to color addendum at ki.com or in KI Price List or KI Fabrics & Finishes binder.
- D** Select top color. Refer to color addendum at ki.com or in KI Price List or KI Fabrics & Finishes binder.
- E** select glides option.
 - NG** = Nylon glides; add \$3
 - SG** = Standard steel glides; add \$3
 - WO** = No glide
- F** Select carton code.
 - CTN** = Ivy League optional cartoning
 - NP** = Standard packaging
 See list upcharge chart for carton pricing.

Model	List Upcharge Per Unit	Units /Carton
IL58.18	\$30	1

INFORMATION

Cartoning Information
 Uncartoned shipments are standard for single order quantities of fifty or more units shipped via KI carrier. Specify NP.

Cartoning Available
 Specify CTN. Cartoning is required for single orders of less than fifty units or orders sent via air freight or UPS. Dealer requested carriers may also require cartoning.

SPECIAL SERVICES

Special Carton Marking
 With specially marked information N/C

Shipping
 Shipped **assembled f.o.b. Tupelo, Mississippi 38804** factory. Freight class #125.

Specifications and prices are subject to change without prior notice.


Ivy League™ Classroom Furniture

Series 90 Tablet Arm Chair



Ivy League™ Classroom Furniture

Series 90 Tablet Arm Chair

MODEL	Size	MODEL NUMBER						Approx. Packaged Weight	Delivered Pricing
		Basic Model	Frame Color	Seat & Back Color	Top Color	Glides	Carton Code		
 <p>Series 90 Tablet Arm Chair</p> <ul style="list-style-type: none"> • Tablet arm, seat and back constructed of thermoset plastic • Leg and back frame constructed of 18-gauge steel • Tablet support frame constructed of 16-gauge steel • Optional book rack chrome plated solid wire rod • Swivel-type steel glides or nylon glides • Available in right- and left-handed units • Belly room is 14" 	Extra Large Left-handed with Book Rack	IL90.L.18.BR	<input type="checkbox"/>	<input type="checkbox"/>	<input type="checkbox"/>	<input type="checkbox"/>	<input type="checkbox"/>	34#	\$ 239
	Extra Large Left-handed	IL90.L.18.WO	<input type="checkbox"/>	<input type="checkbox"/>	<input type="checkbox"/>	<input type="checkbox"/>	<input type="checkbox"/>	32#	220
	Extra Large Right-handed with Book Rack	IL90.R.18.BR	<input type="checkbox"/>	<input type="checkbox"/>	<input type="checkbox"/>	<input type="checkbox"/>	<input type="checkbox"/>	34#	239
	Extra Large Right-handed	IL90.R.18.WO	<input type="checkbox"/>	<input type="checkbox"/>	<input type="checkbox"/>	<input type="checkbox"/>	<input type="checkbox"/>	32#	220

A **B** **C** **D** **E** **F**

HOW TO ORDER

Indicate the following information on order form:

1. Quantity of each item.
2. Model number, including options. See "How To Build a Model Number".
3. Any special service required.

Note: •The indicates that a choice is required.
•The absence of the indicates that no choice is required.

HOW TO BUILD A MODEL NUMBER

- A** Select basic model.
- B** Select frame color.
Refer to color addendum at ki.com or in KI Price List or KI Fabrics & Finishes binder.
- C** Select seat and back color.
Refer to color addendum at ki.com or in KI Price List or KI Fabrics & Finishes binder.
- D** Select top color.
Refer to color addendum at ki.com or in KI Price List or KI Fabrics & Finishes binder.
- E** Select glide option.
NG = Nylon glides
SG = Standard steel glides
- F** Select carton code.
CTN = Ivy League optional cartoning
NP = Standard packaging
See list upcharge chart for carton pricing.

Model	List Upcharge Per Unit	Units /Carton
IL90.R.18	\$26	1
IL90.L.18	26	1

SPECIAL SERVICES

Special Carton Marking

With specially marked information N/C

Shipping

Specifications and prices are subject to change without prior notice.


Ivy League™ Classroom Furniture

Series ST Stools



Ivy League™ Classroom Furniture

Series ST Stools

MODEL	Size	MODEL NUMBER					Approx. Packaged Weight	Delivered Pricing
		Basic Model	Frame Color	Seat Color	Glides	Carton Code		
 <p>Series ST Stool</p> <ul style="list-style-type: none"> • Seat constructed of thermoset plastic • Frame constructed of 19-gauge steel • Swivel-type steel glides or nylon glides • Available in three seat heights 	Small	ILST.18	<input type="checkbox"/>	<input type="checkbox"/>	<input type="checkbox"/>	<input type="checkbox"/>	13#	\$ 88
	Medium	ILST.24	<input type="checkbox"/>	<input type="checkbox"/>	<input type="checkbox"/>	<input type="checkbox"/>	14#	90
	Large	ILST.30	<input type="checkbox"/>	<input type="checkbox"/>	<input type="checkbox"/>	<input type="checkbox"/>	15#	91

A **B** **C** **D** **E**

ILST

HOW TO ORDER

Indicate the following information on order form:

1. Quantity of each item.
2. Model number, including options. See "How To Build a Model Number".
3. Any special service required.

Note: •The indicates that a choice is required.
 •The absence of the indicates that no choice is required.

HOW TO BUILD A MODEL NUMBER

- A** Select basic model.
- B** Select frame color.
Refer to color addendum at ki.com or in KI Price List or KI Fabrics & Finishes binder.
- C** Select seat color.
Refer to color addendum at ki.com or in KI Price List or KI Fabrics & Finishes binder.
- D** Select glide option.
NG = Nylon glides
SG = Standard steel glides
- E** Select carton code.
CTN = Ivy League optional cartoning
NP = Standard packaging
See list upcharge chart for carton pricing.

Model	List Upcharge /Unit	Units /Carton
ILST.18	4	2
ILST.24	4	2
ILST.30	4	2

INFORMATION

Cartoning Information
 Uncartoned shipments are standard for single order quantities of fifty or more units shipped via KI carrier. Specify NP.

Cartoning Available
 Specify CTN. Cartoning is required for single orders of less than fifty units or orders sent via air freight or UPS. Dealer requested carriers may also require cartoning.

SPECIAL SERVICES

Special Carton Marking
 With specially marked information N/C

Shipping
 Shipped **assembled f.o.b. Tupelo, Mississippi 38804** factory. Freight class #125.

Specifications and prices are subject to change without prior notice.


Ivy League™ Classroom Furniture

Series TC Teacher's Chairs



Ivy League™ Classroom Furniture

Series TC Teacher's Chairs

MODEL	Size	MODEL NUMBER				Approx. Packaged Weight	Delivered Pricing
		Basic Model	Frame Color	Seat & Back Color	Carton Code		
 <p>Series TC Teacher's Chair</p> <ul style="list-style-type: none"> • Seat and back constructed of thermoset plastic • Frame constructed of 18-gauge steel • Casters are 2" diameter • Available with or without arms 	Extra Large with Arms	ILTCC.18.WA	<input type="checkbox"/> <input type="checkbox"/>	<input type="checkbox"/> <input type="checkbox"/> <input type="checkbox"/>	<input type="checkbox"/> <input type="checkbox"/> <input type="checkbox"/>	29#	\$ 200
	Extra Large without Arms	ILTCC.18.WO	<input type="checkbox"/> <input type="checkbox"/>	<input type="checkbox"/> <input type="checkbox"/> <input type="checkbox"/>	<input type="checkbox"/> <input type="checkbox"/> <input type="checkbox"/>	23#	167

ILTCC

A B C D

HOW TO ORDER

Indicate the following information on order form:

1. Quantity of each item.
2. Model number, including options. See "How To Build a Model Number".
3. Any special service required.

Note: •The indicates that a choice is required.
 •The absence of the indicates that no choice is required.

HOW TO BUILD A MODEL NUMBER

- A** Select basic model.
- B** Select frame color.
Refer to color addendum at ki.com or in KI Price List or KI Fabrics & Finishes binder.
- C** Select seat and back color.
Refer to color addendum at ki.com or in KI Price List or KI Fabrics & Finishes binder.
- D** Select carton code.
CTN = Ivy League optional cartoning
NP = Standard packaging
 See list upcharge chart for carton pricing.

Model	List Upcharge Per Unit	Units /Carton
ILTCC.18/WA	\$26	1
ILTCC.18/WO	12	2

INFORMATION

Cartoning Information
 Uncartoned shipments are standard for single order quantities of fifty or more units shipped via KI carrier. Specify NP.

Cartoning Available
 Specify CTN. Cartoning is required for single orders of less than fifty units or orders sent via air freight or UPS. Dealer requested carriers may also require cartoning.

SPECIAL SERVICES

Special Carton Marking
 With specially marked information N/C

Shipping
 Shipped **assembled f.o.b. Tupelo, Mississippi 38804** factory. Freight class #125.

Specifications and prices are subject to change without prior notice.

Ivy League™ Plus Classroom Furniture

General Information



Ivy League™ Plus Classroom Furniture

General Information



**Series 10 Posture Chair
(ILP10BR.18)**



**Series TC Teacher's
Chair with Arms
(ILPTCC.18)**

Features

18-gauge steel frame	•	
ABS plastic seat and back	•	•
16-gauge steel frame		•
Book basket option	•	
Adjustable height	•	

CHAIRS - Plus Series 10 and Plus Series TC

Frame

Chrome-plated 18-gauge, 1" o.d., non-swaged steel tubing

Seat & Back

Contoured, solid, molded ABS plastic attached to frame with screws and threaded metal inserts.

Glides - Plus Series 10

Swivel-type steel glides. Optional swivel-type nylon glides

Casters - Plus Series TC

2" diameter dual-wheel type.

Underseat Bookrack - Plus Series 10

Chrome plated 9.5mm dia. solid steel wire with four solid 8mm dia. wire crossbraces. Attached with two 3/16" high strength steel rivets in rear legs. Measures 13" x 16".

INFORMATION

Warranty

Refer to KI Terms & Conditions document or visit ki.com




Ivy League™ Plus Classroom Furniture

Series 10 - Posture Chairs



Ivy League™ Plus Classroom Furniture

Series 10 - Posture Chairs

MODEL	Size	MODEL NUMBER					Approx. Packaged Weight	Delivered Pricing
		Basic Model	Frame Color	Seat & Back Color	Glides	Carton Code		
 IP10 Series 10 Chair • Seat and back constructed of ABS plastic • Frame constructed of 18-gauge steel • Swivel-type steel glides or nylon glides • Available in four seat heights or with adjustable legs (seat height adjusts from 12-16")	Small	ILP10R.12	<input type="checkbox"/>	<input type="checkbox"/>	<input type="checkbox"/>	<input type="checkbox"/>	10#	\$ 112
	Medium	ILP10R.14	<input type="checkbox"/>	<input type="checkbox"/>	<input type="checkbox"/>	<input type="checkbox"/>	10#	112
	Large	ILP10R.16	<input type="checkbox"/>	<input type="checkbox"/>	<input type="checkbox"/>	<input type="checkbox"/>	13#	114
	Extra Large	ILP10R.18	<input type="checkbox"/>	<input type="checkbox"/>	<input type="checkbox"/>	<input type="checkbox"/>	13#	116
	Adjustable	ILP10R.A	<input type="checkbox"/>	<input type="checkbox"/>	<input type="checkbox"/>	<input type="checkbox"/>	13#	129
 IP10 Series 10 X-Brace Stacking Chair • Seat and back constructed of ABS plastic • Frame constructed of 18-gauge steel • X-brace constructed of 18-gauge steel • Swivel-type steel glides or nylon glides • Available in four seat heights	Small	ILP10X.12	<input type="checkbox"/>	<input type="checkbox"/>	<input type="checkbox"/>	<input type="checkbox"/>	10#	\$ 115
	Medium	ILP10X.14	<input type="checkbox"/>	<input type="checkbox"/>	<input type="checkbox"/>	<input type="checkbox"/>	10#	115
	Large	ILP10X.16	<input type="checkbox"/>	<input type="checkbox"/>	<input type="checkbox"/>	<input type="checkbox"/>	13#	116
	Extra Large	ILP10X.18	<input type="checkbox"/>	<input type="checkbox"/>	<input type="checkbox"/>	<input type="checkbox"/>	13#	141
 IP10 Series 10 Chair with Book Rack • Seat and back constructed of ABS plastic • Frame constructed of 18-gauge steel • Swivel-type steel glides or nylon glides • Chrome plated solid wire rod bookrack	Extra Large	ILP10BR.18	<input type="checkbox"/>	<input type="checkbox"/>	<input type="checkbox"/>	<input type="checkbox"/>	13#	\$ 140

A B C D E

HOW TO ORDER

Indicate the following information on order form:

- Quantity of each item.
- Model number, including options. See "How To Build a Model Number".
- Any special service required.

Note: •The indicates that a choice is required.
 •The absence of the indicates that no choice is required.

HOW TO BUILD A MODEL NUMBER

- A** Select basic model.
- B** Select frame color.
Refer to color addendum at ki.com or in KI Price List or KI Fabrics & Finishes binder.
- C** Select seat and back color.
Refer to color addendum at ki.com or in KI Price List or KI Fabrics & Finishes binder.
- D** Select glide option.

NG	= Nylon glides
SG	= Standard steel glides
- E** Select carton code.

CTN	= Ivy League optional cartoning
NP	= Standard packaging

 See list upcharge chart for carton pricing.

Model	List Upcharge Per Unit	Units /Carton
ILP10R.12	\$ 7	4
ILP10R.14	8	3
ILP10R.16	11	2
ILP10R.18	11	2
ILP10BR.18	11	2
ILP10R.A	7	4
ILP10X.12	8	3
ILP10X.14	8	3
ILP10X.16	11	2
ILP10X.18	11	2

INFORMATION

Cartoning Information

Uncartoned shipments are standard for single order quantities of fifty or more units shipped via KI carrier. Specify NP.

Cartoning Available

Specify CTN. Cartoning is required for single orders of less than fifty units or orders sent via air freight or UPS. Dealer requested carriers may also require cartoning.

SPECIAL SERVICES

Special Carton Marking

With specially marked information N/C

Shipping

Shipped **assembled f.o.b. Tupelo, Mississippi 38804** factory. Freight class #125.

Specifications and prices are subject to change without prior notice.


Ivy League™ Plus Classroom Furniture

Series TC -Teacher's Chairs



Ivy League™ Plus Classroom Furniture

Series TC -Teacher's Chairs

MODEL	Size	MODEL NUMBER				Approx. Packaged Weight	Delivered Pricing
		Basic Model	Frame Color	Seat & Back Color	Carton Code		
 <p>Series TC Teacher's Chair</p> <ul style="list-style-type: none"> • Seat and back constructed of ABS plastic • Frame constructed of 18-gauge steel • Casters are 2" diameter • Available with or without arms • Armrests molded from firm plastic foam with black poly finish 	Extra Large with Arms	ILPTCC.18.WA	<input type="checkbox"/>	<input type="checkbox"/>	<input type="checkbox"/>	23#	\$ 200
	Extra Large without Arms	ILPTCC.18.WO	<input type="checkbox"/>	<input type="checkbox"/>	<input type="checkbox"/>	17#	167

A **B** **C** **D**

HOW TO ORDER

Indicate the following information on order form:

1. Quantity of each item.
2. Model number, including options. See "How To Build a Model Number".
3. Any special service required.

Note: •The indicates that a choice is required.
 •The absence of the indicates that no choice is required.

HOW TO BUILD A MODEL NUMBER

- A** Select basic model.
- B** Select frame color.
Refer to color addendum at ki.com or in KI Price List or KI Fabrics & Finishes binder.
- C** Select seat and back color.
Refer to color addendum at ki.com or in KI Price List or KI Fabrics & Finishes binder.
- D** Select carton code.
CTN = Ivy League optional cartoning
NP = Standard packaging
 See list upcharge chart for carton pricing.

Model	List Upcharge Per Unit	Units /Carton
ILPTCC.18/WA	\$26	1
ILPTCC.18/WO	12	2

INFORMATION

Cartoning Information
 Uncartoned shipments are standard for single order quantities of fifty or more units shipped via KI carrier. Specify NP.

Cartoning Available
 Specify CTN. Cartoning is required for single orders of less than fifty units or orders sent via air freight or UPS. Dealer requested carriers may also require cartoning.

SPECIAL SERVICES

Special Carton Marking
 With specially marked information N/C

Shipping
 Shipped **assembled f.o.b. Tupelo, Mississippi 38804** factory. Freight class #125.

Specifications and prices are subject to change without prior notice.

Ivy League™ Max Classroom Furniture

General Information



Ivy League™ Max Classroom Furniture

General Information



Series 56 Combination Chair/Desk (ILM56.18.BR)



Series 58 Double-Entry Sled Base Desk (ILM58.18.BR)



Series 61 Combination Chair/Desk (ILM61.18)



Series 90 Tablet Arm Chair (ILM90.18)

Features

18-gauge steel frame				•
ABS plastic seat and back	•	•	•	•
Thermoset plastic top	•	•	•	•
16-gauge steel frame	•		•	
16-gauge frame with 11-gauge base		•		
Book basket option	•	•	•	•

COMBINATION CHAIR/DESK - Max Series 56, 61

Frame

Chrome-plated 16-gauge, 1" o.d. side and back. Legs are 16-gauge, 1-1/4" o.d. Series 61 and Series 66 have a support brace of chrome plated 16-gauge, 1" o.d. steel tubing.

Seat & Back

Contoured, solid, molded ABS plastic attached to frame with screws and threaded metal inserts.

Top

Solid, molded thermoset plastic with rounded edges with pencil groove. 18" x 24" x 5/8". Angled or flat options.

Glides

Swivel-type steel glides. Nylon optional.

Underseat Book Basket

Chrome plated 7mm dia. solid steel wire attached with four 3/16" high strength steel rivets to underside of chair frame. 11" L x 12"

W x 8.5" H.

DOUBLE-ENTRY SLED BASE DESK - Max Series 58

Base Frame

Chrome-plated 11-gauge, 1-1/8" o.d. steel tubing.

Back Frame

Chrome-plated 16-gauge, 1" o.d. steel tubing.

Seat & Back

Contoured, solid, molded ABS plastic attached to frame with screws and threaded metal inserts.

Top

Solid, molded thermoset plastic with rounded edges with pencil groove. 18" x 24" x 5/8".

Glides

Steel or nylon glides available. Four glides per unit.

Underseat Book Basket

Chrome plated 7mm dia. solid steel wire

attached with four 3/16" high strength steel rivets to underside of chair frame. 11" L x 12" W x 8.5" H.

TABLET ARM CHAIR - Max Series 90

Frame

Chrome-plated 18-gauge, 1" o.d. steel tubing. Tablet arm support frame is 16-gauge, 1" o.d. steel tubing

Seat & Back

Contoured, solid, molded ABS plastic attached to frame with screws and threaded metal inserts.

Tablet Arm

Contoured 5/8" thick, solid, molded thermoset plastic attached to frame with screws. Left- or right-handed units. 14" x 19" x 26".

Glides

Swivel-type steel glides. Optional swivel-type nylon glides.

Underseat Book Rack

Chrome plated 9.5mm dia. solid steel wire

with four solid 8mm dia. wire crossbraces. Attached with two 3/16" high strength steel rivets in rear legs. Measures 13" x 16".

INFORMATION

Warranty

Refer to KI Terms & Conditions document or visit ki.com


Ivy League™ Max Classroom Furniture

Series 58 Double-Entry Desk



Ivy League™ Max Classroom Furniture

Series 58 Double-Entry Desk

MODEL	Size	MODEL NUMBER						Approx. Packaged Weight	Delivered Pricing
		Basic Model	Frame Color	Seat & Back Color	Top Color	Glides	Carton Code		
 <p>Series 58 Double-Entry Desk</p> <ul style="list-style-type: none"> • Desk top constructed of thermoset plastic • Seat and back constructed of ABS plastic • Base frame constructed of 11-gauge steel • Back frame constructed of 16-gauge steel • Optional book basket constructed of 7mm solid wire rod • Available without glides, with steel or nylon glides (shown with glides) 	Extra Large with Book Basket	ILM58.18.BR	<input type="checkbox"/>	<input type="checkbox"/>	<input type="checkbox"/>	<input type="checkbox"/>	<input type="checkbox"/>	53#	\$ 326
	Extra Large	ILM58.18.WO	<input type="checkbox"/>	<input type="checkbox"/>	<input type="checkbox"/>	<input type="checkbox"/>	<input type="checkbox"/>	51#	299

A B C D E F

HOW TO ORDER

Indicate the following information on order form:

1. Quantity of each item.
2. Model number, including options. See "How To Build a Model Number".
3. Any special service required.

Note: •The indicates that a choice is required.
 •The absence of the indicates that no choice is required.

HOW TO BUILD A MODEL NUMBER

- A** Select basic model.
- B** Select frame color. Refer to color addendum at ki.com or in KI Price List or KI Fabrics & Finishes binder.
- C** Select seat and back color. Refer to color addendum at ki.com or in KI Price List or KI Fabrics & Finishes binder.
- D** Select top color. Refer to color addendum at ki.com or in KI Price List or KI Fabrics & Finishes binder.
- E** Select glide option.
 - NG** = Nylon glides; add \$3
 - SG** = Standard steel glides; add \$3
 - WO** = No glide
- F** Select carton code.
 - CTN** = Ivy League optional cartoning
 - NP** = Standard packaging
 See list upcharge chart for carton pricing.

Model	List Upcharge Per Unit	Units /Carton
ILM58.18	\$30	1

INFORMATION

Cartoning Information
 Uncartoned shipments are standard for single order quantities of fifty or more units shipped via KI carrier. Specify NP.

Cartoning Available
 Specify CTN. Cartoning is required for single orders of less than fifty units or orders sent via air freight or UPS. Dealer requested carriers may also require cartoning.

SPECIAL SERVICES

Special Carton Marking
 With specially marked information N/C

Shipping
 Shipped **assembled f.o.b. Tupelo, Mississippi 38804** factory. Freight class #125.

Specifications and prices are subject to change without prior notice.


Ivy League™ Max Classroom Furniture

Series 90 Tablet Arm Chair



Ivy League™ Max Classroom Furniture

Series 90 Tablet Arm Chair

MODEL	Size	MODEL NUMBER						Approx. Packaged Weight	Delivered Pricing
		Basic Model	Frame Color	Seat & Back Color	Top Color	Glides	Carton Code		
 <p>Series 90 Tablet Arm Chair</p> <ul style="list-style-type: none"> • Desk top constructed of thermoset plastic • Seat and back constructed of ABS plastic • Leg and back frame constructed of 18-gauge steel • Tablet support frame constructed of 16-gauge steel • Optional book rack chrome plated solid wire rod • Swivel-type steel glides or nylon glides • Available in right- and left-handed units • Belly room is 14" 	Extra Large Left-handed with Book Rack	ILM90.L.18.BR	<input type="checkbox"/>	<input type="checkbox"/>	<input type="checkbox"/>	<input type="checkbox"/>	<input type="checkbox"/>	28#	\$ 239
	Extra Large Left-handed	ILM90.L.18.WO	<input type="checkbox"/>	<input type="checkbox"/>	<input type="checkbox"/>	<input type="checkbox"/>	<input type="checkbox"/>	26#	220
	Extra Large Right-handed with Book Rack	ILM90.R.18.BR	<input type="checkbox"/>	<input type="checkbox"/>	<input type="checkbox"/>	<input type="checkbox"/>	<input type="checkbox"/>	28#	239
	Extra Large Right-handed	ILM90.R.18.WO	<input type="checkbox"/>	<input type="checkbox"/>	<input type="checkbox"/>	<input type="checkbox"/>	<input type="checkbox"/>	26#	220

A B C D E F

HOW TO ORDER

Indicate the following information on order form:

1. Quantity of each item.
2. Model number, including options. See "How To Build a Model Number".
3. Any special service required.

Note: •The indicates that a choice is required.
 •The absence of the indicates that no choice is required.

HOW TO BUILD A MODEL NUMBER

- A** Select basic model.
- B** Select frame color. Refer to color addendum at ki.com or in KI Price List or KI Fabrics & Finishes binder.
- C** Select seat and back color. Refer to color addendum at ki.com or in KI Price List or KI Fabrics & Finishes binder.
- D** Select top color. Refer to color addendum at ki.com or in KI Price List or KI Fabrics & Finishes binder.
- E** Select glide option.
 - NG** = Nylon glides
 - SG** = Standard steel glides
- F** Select carton code.
 - CTN** = Ivy League optional cartoning
 - NP** = Standard packaging
 See list upcharge chart for carton pricing.

Model	List Upcharge Per Unit	Units /Carton
ILM90.R.18	\$26	1
ILM90.L.18	26	1

INFORMATION

Cartoning Information
 Uncartoned shipments are standard for single order quantities of fifty or more units shipped via KI carrier. Specify NP.

Cartoning Available
 Specify CTN. Cartoning is required for single orders of less than fifty units or orders sent via air freight or UPS. Dealer requested carriers may also require cartoning.

SPECIAL SERVICES

Special Carton Marking
 With specially marked information N/C

Shipping
 Shipped **assembled f.o.b. Tupelo, Mississippi 38804** factory. Freight class #125.

Specifications and prices are subject to change without prior notice.



All Terrain® Instructors' Desk

Unit is based on a 22" deep x 22" wide and 35-1/2" high storage tower. The tower has three adjustable metal shelves and one laminate rollout shelf at the bottom of the storage unit. At the top of the storage tower is a landing pad that is made of 3/4" laminate with 74P edge, this surface is raised 3-3/4" above the top of the storage tower with aluminum extrusions.

A 1-1/4" thick laminate covered surface with a 74P edge is attached to the side of the storage tower on one end and supported by a 3" diameter support leg on the other end of the unit. There is a perforated partial modesty panel that is suspended from the underside of the surface. This modesty panel covers the area from the storage unit to the support leg.

There are three open grommets and one covered grommet for wire management on the storage tower. One grommet is on the top of the storage unit directly below the one covered grommet on the landing pad. The other two grommets are above and below the worksurface on the inside of the desk unit.

All Terrain® Mobile Instructors' Desk

This unit has an All Terrain® Binder Tower with the lectern option. Also there are four open grommets at the top and bottom of each of the binder's sides. There is a surface that is attached to the side of the Binder Tower and supported on the other end by an All Terrain® Table leg with casters. There is a perforated partial modesty panel that attaches to the leg and the binder tower.

700 Series® Instructors' Desk

This unit is identical to the standard 700 Series® Desk with the following changes. The desk has a peninsula shaped top that overhangs the desks frame to allow for collaboration with students. The frame of the desk has a 12" deep bookcase that is the end panel opposite the peninsula overhang. The bookcase is 30" or 36" wide, which is the depth of the desktop. This unit is non-handed, there is no left or right, the side with the bookcase can be reconfigured after install should the need arise.

WorkZone® Instructors' Desk

The WorkZone® Instructors' desk is based on a standard WorkZone® square shoe unit that has a worksurface supporting pedestal (BBF configuration) to support the extended side of the square shoe and a cantilevered frame on the other end. The surface is 1-1/4" thick with a high-pressure laminate.

All Terrain® Binder Tower (Lectern option)

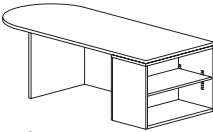
The lectern option can be added to any All Terrain® Binder Tower that has both a landing pad and outriggers. The podium option is an angled landing pad to allow better viewing for the instructor.

All Terrain® binder towers are available in heights and drawer combinations to suit personal or shared storage requirements.

Binder towers specified without drawers are optimized for book, binder or bin storage. These units include two adjustable shelves. Units may be specified with a single file drawer that can be used for letter files, legal files or bins, or for A4 files. Units with a file drawer include one fixed and one adjustable shelf and may also be specified with pullout pencil drawer.

All Terrain® binder towers may be specified with or without a door, on casters or glides with outriggers. The binder tower always includes a laminate either directly attached or as a raised landing pad. These tops can be specified as bowed front rectangular or as shaped.



MODEL	D x W	MODEL NUMBER					Approx. Packaged Weight	Delivered Pricing
		Basic Model	Edge Style	Surface Finish	Edge Color	Unit Color		
 <p>700 Series® Instructors Desk</p> <ul style="list-style-type: none"> • End panel and full modesty panel • Integrated 12" bookcase • 74P edge • Unit can be configured with peninsula on the left or right • Unit has one adjustable shelf • Recommend 72" for use when pedestal file is specified, all other components specified separately • Wire pass-through at top of modesty panel 	30 x 66"	700TD3066	74P	<input type="checkbox"/> <input type="checkbox"/> <input type="checkbox"/>	<input type="checkbox"/> <input type="checkbox"/> <input type="checkbox"/>	<input type="checkbox"/> <input type="checkbox"/>	123#	\$ 1143
	30 x 72"	700TD3072	74P	<input type="checkbox"/> <input type="checkbox"/> <input type="checkbox"/>	<input type="checkbox"/> <input type="checkbox"/> <input type="checkbox"/>	<input type="checkbox"/> <input type="checkbox"/>	131#	1216
	36 x 66"	700TD3666	74P	<input type="checkbox"/> <input type="checkbox"/> <input type="checkbox"/>	<input type="checkbox"/> <input type="checkbox"/> <input type="checkbox"/>	<input type="checkbox"/> <input type="checkbox"/>	149#	1268
	36 x 72"	700TD3672	74P	<input type="checkbox"/> <input type="checkbox"/> <input type="checkbox"/>	<input type="checkbox"/> <input type="checkbox"/> <input type="checkbox"/>	<input type="checkbox"/> <input type="checkbox"/>	158#	1327

A B C D E

HOW TO ORDER

Indicate the following information on order form:

1. Quantity of each item.
2. Model number, including options. See "How To Build a Model Number".
3. Any special service required.

Note: •The indicates that a choice is required.
•The absence of the indicates that no choice is required.

HOW TO BUILD A MODEL NUMBER

- A Select basic model.
- B Select edge style.
74P = 74P edge
- C Select surface finish.
Refer to color addendum at ki.com or in KI Price List or KI Fabrics & Finishes binder. Surface finish offerings are based on edge style selections.
- D Select edge color.
Refer to color addendum at ki.com or in KI Price List or KI Fabrics & Finishes binder. Edge color offerings are based on edge style selections.
- E Select unit color.
Refer to color addendum at ki.com or in KI Price List or KI Fabrics & Finishes binder.

SPECIAL SERVICES

Special Carton Marking
With specially marked information N/C

Shipping
Delivered. Shipped **k.d. freight prepaid f.o.b. Pembroke, Ontario K8A 6X7** factory. Freight class #70.

Specifications and prices are subject to change without prior notice.

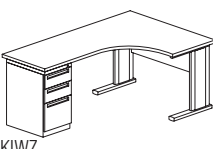
Instruct™ Classroom Furniture

WorkZone® Instructors Desk



Instruct™ Classroom Furniture

WorkZone® Instructors Desk

MODEL	D x W x L	MODEL NUMBER							Approx. Packaged Weight	Delivered Pricing
		Basic Model	Edge Style	Dir.	Modesty Panel	Paint Color	Surface Finish	Edge Color		
 <p>WorkZone® Instructors Desk</p> <ul style="list-style-type: none"> • Square shoe w/integrated pedestal BBF which support long surface • Partial or full modesty on 48" side • Available 29" high only • Adjustable glides • Pedestal color matches units frame color • Streamlined leg only • Left pictured 	24 x 48 x 66"	WZTD244866	74P	<input type="checkbox"/>	<input type="checkbox"/>	<input type="checkbox"/>	<input type="checkbox"/>	<input type="checkbox"/>	219#	\$ 1247
	24 x 48 x 72"	WZTD244872	74P	<input type="checkbox"/>	<input type="checkbox"/>	<input type="checkbox"/>	<input type="checkbox"/>	<input type="checkbox"/>	225#	1267
	30 x 48 x 66"	WZTD304866	74P	<input type="checkbox"/>	<input type="checkbox"/>	<input type="checkbox"/>	<input type="checkbox"/>	<input type="checkbox"/>	237#	1357
	30 x 48 x 72"	WZTD304872	74P	<input type="checkbox"/>	<input type="checkbox"/>	<input type="checkbox"/>	<input type="checkbox"/>	<input type="checkbox"/>	243#	1376

A **B** **C** **D** **E** **F** **G**

HOW TO ORDER

Indicate the following information on order form:

1. Quantity of each item.
2. Model number, including options. See "How To Build a Model Number".
3. Any special service required.

Note: •The indicates that a choice is required.
 •The absence of the indicates that no choice is required.

HOW TO BUILD A MODEL NUMBER

- A** Select basic model.
- B** Select edge style.
74P = 74P edge
- C** Select direction.
L = Left
R = Right
- D** Select modesty panel.
WF = w/Full Modesty Panel; add \$126
WM = w/Modesty Panel
- E** Select paint color.
 Refer to color addendum at ki.com or in KI Price List or KI Fabrics & Finishes binder.
- F** Select surface finish.
 Refer to color addendum at ki.com or in

KI Price List or KI Fabrics & Finishes binder. Surface finish offerings are based on edge style selections.

- G** Select edge color.
 Refer to color addendum at ki.com or in KI Price List or KI Fabrics & Finishes binder. Edge color offerings are based on edge style selections.

SPECIAL SERVICES

Special Carton Marking

With specially marked information N/C

Shipping

Delivered. Shipped **k.d. freight prepaid f.o.b. Manitowoc, Wisconsin 54220** factory. Freight class #70.

Specifications and prices are subject to change without prior notice.

Ivy League Trapezoidal Tables

Model	List/Deliverd
IL60R.30.WO	\$170.00
IL60R.30.BR	\$187.00
IL60R.30.BOX	\$189.00
IL60R.A.WO	\$178.00
IL60R.A.BR	\$196.00
IL60R.A BOX	\$197.00

Model No.	Description	Page	Model No.	Description	Page
1090/LFL	Unupholstered - Armless and Tablet Arm: Dorsal® 1090 Unupholstered Chairs	36	ESDE	Double-Entry Desks: Standard Top Double-Entry Desk	48
1090/LTLFL	Unupholstered - Oversized and Laptop Tablet Arm: Dorsal® 1090 Unupholstered Chairs	38	ESDEBR	Double-Entry Desks: Standard Top Double-Entry Desk with Book Rack	48
1090U/LFL/B	Upholstered - Armless and Tablet Arm: Dorsal® 1090 Upholstered Chairs	40	ESDTA	Compact Double-Entry Desks: Standard Top Compact Double-Entry Desk	50
1090U/LTLFL/B	Upholstered - Oversized and Laptop Tablet Arm: Dorsal® 1090 Upholstered Chairs	42	ESDTABR	Compact Double-Entry Desks: Standard Top Compact Double-Entry Desk with Book Rack	50
360DP/AR	Dorsal® Seat: 360° Dorsal® Auto Height, Auto Return Seat	10	ETL	Activity Tables: Leg Set	34
360DP/SS	Dorsal® Seat: 360° Dorsal® Standard Swivel Seat	10	IL10BR.18	Series 10 Posture Chairs: Series 10 Chair with Book Rack	122
360IW/AR	Intellect Wave™: 360° Intellect Wave™ Auto Height, Auto Return Seat	14	IL10R.12	Series 10 Posture Chairs: Series 10 Chair	122
360IW/SS	Intellect Wave™: 360° Intellect Wave™ Standard Swivel Seat	14	IL10X.12	Series 10 Posture Chairs: Series 10 X-Brace Stacking Chair	122
360PBR	Accessories: Plastic Book Box	16	IL20R.A	Series 20 Open-Front Desk: Series 20 Open-Front Desk	124
360TP/AR	Torsion® Seat: 360° Torsion® Auto Height, Auto Return Seat	8	IL30R.A	Series 30 Lift-Lid Desk: Series 30 Lift-Lid Desk	126
360TP/SS	Torsion® Seat: 360° Torsion® Standard Swivel Seat	8	IL40R.30.BR	Series 40 Study Desk: Series 40 Study Desk	128
360W/AR	Wood Seat: 360° Wood Auto Height, Auto Return Seat	12	IL40R.ADA.BOX	Series 40 Study Desk: Series 40 ADA Desk	128
360W/SS	Wood Seat: 360° Wood Standard Swivel Seat	12	IL50.2030	Series 50 Laminate Top Desk: Series 50 Laminate Top Desk	130
360WBR	Accessories: Wire Book Rack	16	IL56.18.BR	Series 56 Combination Chair/Desk: Series 56 Combination Chair/Desk	132
45.0037	Unupholstered - Armless and Tablet Arm: Book Rack	36	IL58.18.BR	Series 58 Double-Entry Desk: Series 58 Double-Entry Desk	134
45.0037	Unupholstered - Oversized and Laptop Tablet Arm: Book Rack	38	IL61.18.BR	Series 61 Combination Chair/Desk: Series 61 Combination Chair/Desk	136
45.0037	Upholstered - Armless and Tablet Arm: Book Rack	40	IL90.L.18.BR	Series 90 Tablet Arm Chair: Series 90 Tablet Arm Chair	138
45.0037	Upholstered - Oversized and Laptop Tablet Arm: Book Rack	42	ILD5661.SKA	Series 56 Combination Chair/Desk: Angled Top to Flat Top Retrofit Kit	132
700TD3066	700 Series® Instructors Desk: 700 Series® Instructors Desk	166	ILD5661.SKA	Series 61 Combination Chair/Desk: Angled Top to Flat Top Retrofit Kit	136
ATMTD2454	All Terrain® Mobile Instructors Desk: All Terrain® Mobile Instructors Desk	164	ILD5661.SKA	Series 56 Combination Chair/Desk: Angled Top to Flat Top Retrofit Kit	152
ATTD3060	All Terrain® Instructors Desk: All Terrain® Instructors Desk	162	ILD5661.SKA	Series 61 Combination Chair/Desk: Angled Top to Flat Top Retrofit Kit	156
BT2030	Series 50 Laminate Top Desk: Series 50 Book Tray	130	ILD5661.SKF	Series 56 Combination Chair/Desk: Angled Top to Flat Top Retrofit Kit	132
DSD	Unupholstered: Dorsal® Student Desk-Unupholstered	22	ILD5661.SKF	Series 56 Combination Chair/Desk: Flat Top to Angled Top Retrofit Kit	132
DSDU/B	Upholstered: Dorsal® Student Desk-Upholstered	20	ILD5661.SKF	Series 61 Combination Chair/Desk: Flat Top to Angled Top Retrofit Kit	136
E1860/A	Activity Tables: Rectangular Tables	28	ILD5661.SKF	Series 56 Combination Chair/Desk: Flat Top to Angled Top Retrofit Kit	152
E36R/A	Activity Tables: Round Tables	30	ILD5661.SKF	Series 61 Combination Chair/Desk: Flat Top to Angled Top Retrofit Kit	156
E36S/A	Activity Tables: Square Tables	30	ILM56.18.BR	Series 56 Combination Chair/Desk: Series 56 Combination Chair/Desk	152
E424/A	Activity Tables: Quarter (1/4) Round Tables	32	ILM58.18.BR	Series 58 Double-Entry Desk: Series 58 Double-Entry Desk	154
E4872K/A	Activity Tables: Kidney Shape Tables	32	ILM61.18.BR	Series 61 Combination Chair/Desk: Series 61 Combination Chair/Desk	156
E624/A	Activity Tables: Sixth (1/6) Round Tables	32	ILM90.L.18.BR	Series 90 Tablet Arm Chair: Series 90 Tablet Arm Chair	158
EBB	Accessories: Book Box	60	ILP10BR.18	Series 10 - Posture Chairs: Series 10 Chair with Book Rack	146
EBH	Activity Tables: Book Bag Hook	34	ILP10R.12	Series 10 - Posture Chairs: Series 10 Chair	146
EC12	Chairs: Chair	46	ILP10X.12	Series 10 - Posture Chairs: Series 10 X-Brace Stacking Chair	146
EDADA	ADA Desks: Laminate Top ADA Desk	56	ILPTCC.18.WA	Series TC -Teacher's Chairs: Series TC Teacher's Chair	148
ELD22	Desks: High Pressure Laminate Top Desk	52	ILST.18	Series ST Stools: Series ST Stool	140
ELDA	Desks: High Pressure Laminate Top Desk	54	ILTCC.18.WA	Series TC Teacher's Chairs: Series TC Teacher's Chair	142
ELDD3L22	Two-Student Tables Desks: High Pressure Laminate Top Two-Student Table	58	IW410	4-Leg Chair: 4-Leg Chair	68
ELDE	Double-Entry Desks: High Pressure Laminate Top Double-Entry Desk	48	IW410	4-Leg Chair: 4-Leg Chair	88
ELDEBR	Double-Entry Desks: High Pressure Laminate Top Double-Entry Desk with Book Rack	48	IW415C	4-Leg Chair with Casters: 4-Leg Chair with Casters	92
ELDTA	Compact Double-Entry Desks: Laminate Top Compact Double-Entry Desk	50	IW418BRU/B	4-Leg Chair: Upholstered Seat/Back 4-Leg Chair	88
ELDTABR	Compact Double-Entry Desks: Laminate Top Compact Double-Entry Desk with Book Rack	50	IW418BRU/S	4-Leg Chair: Upholstered Seat 4-Leg Chair	88
EMT.ENBL	Accessories: Mouse Tray	60	IW418CBRU/B	4-Leg Chair with Casters: Upholstered Seat/Back 4-Leg Chair with Casters	92
EPB	Activity Tables: Plastic Book Box	34	IW418CBRU/S	4-Leg Chair with Casters: Upholstered Seat 4-Leg Chair with Casters	92
ESD22	Desks: Standard Top Desk	52			
ESDA	Desks: Standard Top Desk	54			
ESDD3L22	Two-Student Tables Desks: Standard Top Two-Student Table	58			



Model No.	Description	Page	Model No.	Description	Page
IWC13	Cantilever Chair: Cantilever Chair	66	IWSDEBR	Double Entry Desk: Standard Top Double Entry Desk with Book Rack	72
IWC13	Cantilever Chair: Cantilever Chair	86	IWTALFL	Tablet Arm Chair: Laptop Tablet Arm Chair	74
IWC18BRU/B	Cantilever Chair: Upholstered Seat/Back Cantilever Chair	86	IWTALFL	Tablet Arm Chair: Laptop Flip Tablet Arm Chair	116
IWC18BRU/S	Cantilever Chair: Upholstered Seat Cantilever Chair	86	IWTALTFX	Tablet Arm Chair: Laptop Fixed Tablet Arm Chair	116
IWCDC	Combination Desk: Hard Plastic Top Combination Desk	110	IWTASFL	Tablet Arm Chair: Standard Tablet Arm Chair	74
IWCDC	Combination Desk: Laminate Top Combination Desk	110	IWTASFL	Tablet Arm Chair: Standard Flip Tablet Arm Chair	116
IWCS	Cafe Stool: Cafe Stool	98	IWTASFX	Tablet Arm Chair: Standard Fixed Tablet Arm Chair	116
IWD.BL	Dolly: Cantilever	78	IWXDH	XL Double Entry Desk: Hard Plastic Top XL Double Entry Desk	114
IWD.BL	Dolly: Dolly	100	IWXDL	XL Double Entry Desk: Laminate Top XL Double Entry Desk	114
IWD4H/29	4-Leg Desk: 29" Height Hard Plastic Top 4-Leg Desk	104	WZTD244866	WorkZone® Instructors Desk: WorkZone® Instructors Desk	168
IWD4H/A	4-Leg Desk: Adjust. Height Hard Plastic Top 4-Leg Desk	104			
IWD4H/ADA	4-Leg Desk: ADA Height Hard Plastic Top 4-Leg Desk	104			
IWD4L/29	4-Leg Desk: 29" Height Laminate Top 4-Leg Desk	104			
IWD4L/A	4-Leg Desk: Adjust. Height Laminate Top 4-Leg Desk	104			
IWD4L/ADA	4-Leg Desk: ADA Height Laminate Top 4-Leg Desk	104			
IWDCH/29	Cantilever Desk: 29" Height Hard Plastic Top Cantilever Desk	102			
IWDCH/A	Cantilever Desk: Adjust. Height Hard Plastic Top Cantilever Desk	102			
IWDCH/ADA	Cantilever Desk: ADA Height Hard Plastic Top Cantilever Desk	102			
IWDCL/29	Cantilever Desk: 29" Height Laminate Top Cantilever Desk	102			
IWDCL/A	Cantilever Desk: Adjust. Height Laminate Top Cantilever Desk	102			
IWDCL/ADA	Cantilever Desk: ADA Height Laminate Top Cantilever Desk	102			
IWDD/25	Two-Student Desk: 25" Two-Student Desk	108			
IWDD/27	Two-Student Desk: 27" Two-Student Desk	108			
IWDD/29	Two-Student Desk: 29" Two-Student Desk	108			
IWDEH	Double Entry Desk: Hard Plastic Top Double Entry Desk	112			
IWDEL	Double Entry Desk: Laminate Top Double Entry Desk	112			
IWDTH/29	Trapezoid Desk: 29" Height Hard Plastic Top Trapezoid Desk	106			
IWDTH/A	Trapezoid Desk: Adjust. Height Hard Plastic Top Trapezoid Desk	106			
IWDTL/29	Trapezoid Desk: 29" Height Laminate Top Trapezoid Desk	106			
IWDTL/A	Trapezoid Desk: Adjust. Height Laminate Top Trapezoid Desk	106			
IWLCD	Combination Chair/Desk: High Pressure Laminate Top Combination Desk	70			
IWLCDBR	Combination Chair/Desk: High Pressure Laminate Top Combination Desk with Book Rack	70			
IWLDE	Double Entry Desk: High Pressure Laminate Top Double Entry Desk	72			
IWLDEBR	Double Entry Desk: High Pressure Laminate Top Double Entry Desk with Book Rack	72			
IWMC16	Music Chair: Music Chair	90			
IWMC19BRU/B	Music Chair: Upholstered Seat/Back Music Chair	90			
IWMC19BRU/S	Music Chair: Upholstered Seat Music Chair	90			
IWPD	Pedestal Chair: Pedestal Chair	76			
IWPD15	Task Chair: Task Chair	94			
IWPD18AU/B	Task Chair: Upholstered Seat/Back Task Chair	94			
IWPD18AU/S	Task Chair: Upholstered Seat Task Chair	94			
IWS	Pedestal Chair: Stool	76			
IWSAU/B	Task Stool: Task Stool	96			
IWSAU/S	Task Stool: Upholstered Seat/Back Task Stool	96			
IWSCD	Task Stool: Upholstered Seat Task Stool	96			
IWSCDBR	Combination Chair/Desk: Standard Top Combination Desk with Book Rack	70			
IWSDE	Combination Chair/Desk: Standard Top Combination Desk with Book Rack	70			
	Double Entry Desk: Standard Top Double Entry Desk	72			

**You make the rules.
We make the rest.®**

Of course KI solutions work better for you. They're made for you. No one pays more attention to customer needs than we do. We don't design our furniture to win awards (even though it does). We don't rely on one-size-fits-all solutions (even though they would make our life easier). We find out what the market needs. And, we make it. The same applies to our service, distribution...everything we do. KI solutions work, because we're working for you.

KI
1330 Bellevue Street
P.O. Box 8100
Green Bay, Wisconsin 54308-8100
1-800-424-2432
www.ki.com

KI is a registered trademark of
Krueger International, Inc.

© 2008 KI
All Rights Reserved.
Litho in USA.
Code KI-11503/KI/TP/408