

Middlesex County 2012 Abstract of Ratables

Middlesex County Board of Taxation

Richard Lorentzen
President

Michael E. Lachs
Commissioner

Irving Verosloff
Tax Administrator



Kevin P. Egan
Vice-President

Arthur Haney
Commissioner

Middlesex County Board of Taxation
390 George Street, Suite 220
PO Box 871
New Brunswick, NJ 08903
Phone: 732-745-3350
Fax: 732-745-3767

2012 ABSTRACT OF RATABLES FOR THE COUNTY OF MIDDLESEX

TAXING DISTRICTS	1		2	3	4	5	6
	TAXABLE VALUE		TAXABLE VALUE OF LAND AND IMPROVEMENTS (COL 1A+1B)	TOTAL TAXABLE VALUE OF PARTIAL EXEMPTIONS & ABATEMENTS (ASSESSED VAL.)	NET TAXABLE VALUE OF LAND & IMPROVEMENTS (COL 2-3)	TAXABLE VALUE COMMUNICATION EQUIPMENT	NET TAXABLE VALUE (COL 4+5)
	(A) LAND	(B) IMPROVEMENTS (INCLUDES PARTIAL EXEMPTIONS & ABATEMENTS)					
01: CARTERET BORO	732,735,500	1,147,509,700	1,880,245,200	30,000	1,880,215,200	3,395,429	1,883,610,629
02: CRANBURY TWP	493,420,700	1,067,950,500	1,561,371,200	20,438,600	1,540,932,600	2,077,235	1,543,009,835
03: DUNELLEN BORO	50,686,100	93,636,950	144,323,050	0	144,323,050	729,187	145,052,237
04: EAST BRUNSWICK TWP	521,842,000	1,409,498,900	1,931,340,900	529,400	1,930,811,500	3,075,073	1,933,886,573
05: EDISON TWP	3,123,140,200	3,926,945,500	7,050,085,700	2,602,700	7,047,483,000	8,894,673	7,056,377,673
06: HELMETTA BORO	78,967,600	108,819,000	187,786,600	0	187,786,600	259,009	188,045,609
07: HIGHLAND PARK BORO	248,414,500	289,155,200	537,569,700	339,900	537,229,800	40	537,229,840
08: JAMESBURG BORO	78,281,700	159,187,600	237,469,300	54,700	237,414,600	1,688,303	239,102,903
09: METUCHEN BORO	465,743,850	506,229,750	971,973,600	141,400	971,832,200	3,635,750	975,467,950
10: MIDDLESEX BORO	164,911,600	332,896,500	497,808,100	303,000	497,505,100	663,195	498,168,295
11: MILLTOWN BORO	205,498,300	248,981,700	454,480,000	0	454,480,000	232,953	454,712,953
12: MONROE TWP	961,159,854	2,642,522,575	3,603,682,429	0	3,603,682,429	5,274,942	3,608,957,371
13: NEW BRUNSWICK CITY	360,706,200	857,294,700	1,218,000,900	1,153,300	1,216,847,600	25,000,000	1,241,847,600
14: NORTH BRUNSWICK TWP	801,844,300	1,617,737,400	2,419,581,700	1,322,900	2,418,258,800	3,329,077	2,421,587,877
15: OLD BRIDGE TWP	1,274,586,700	2,123,618,800	3,398,205,500	0	3,398,205,500	4,372,988	3,402,578,488
16: PERTH AMBOY	1,439,467,500	1,978,431,900	3,417,899,400	148,900	3,417,750,500	16,089,661	3,433,840,161
17: PISCATAWAY TWP	569,120,000	1,670,461,350	2,239,581,350	218,700	2,239,362,650	5,420,232	2,244,782,882
18: PLAINSBORO TWP	1,190,042,800	2,521,980,775	3,712,023,575	13,975,900	3,698,047,675	8,797,418	3,706,845,093
19: SAYREVILLE BORO	810,001,900	1,477,033,900	2,287,035,800	8,840,300	2,278,195,500	3,516,112	2,281,711,612
20: SOUTH AMBOY CITY	427,147,000	441,670,000	868,817,000	0	868,817,000	0	868,817,000
21: SOUTH BRUNSWICK TWP	1,374,033,500	2,247,590,600	3,621,624,100	10,246,100	3,611,378,000	9,211,459	3,620,589,459
22: SOUTH PLAINFIELD BOR	424,536,300	995,252,550	1,419,788,850	5,200,000	1,414,588,850	2,078,015	1,416,666,865
23: SOUTH RIVER BORO	111,751,600	309,056,100	420,807,700	0	420,807,700	293,382	421,101,082
24: SPOTSWOOD BORO	354,170,600	384,818,900	738,989,500	0	738,989,500	2,367,590	741,357,090
25: WOODBRIDGE TWP	937,404,000	2,195,727,900	3,133,131,900	9,049,100	3,124,082,800	16,606,476	3,140,689,276
MIDDLESEX	17,199,614,304	30,754,008,750	47,953,623,054	74,594,900	47,879,028,154	127,008,199	48,006,036,353

2012 ABSTRACT OF RATABLES FOR THE COUNTY OF MIDDLESEX

TAXING DISTRICTS	7	8	9		10		11
	GENERAL TAX RATE PER \$100	COUNTY EQUALI- ZATION RATIO	TRUE VALUE		EQUALIZATION		NET VALUATION FOR COUNTY TAX APPORTIONMENT (COL 6-9A+9B -10A+10B)
			(A) UEZ ABATEMENT EXPIRED	(B) CLASS II RAILROADS	(A) AMOUNTS DEDUCTED	(B) AMOUNTS ADDED	
01: CARTERET BORO	2.872	89.79%	0	0		258,040,887	2,141,651,516
02: CRANBURY TWP	1.834	96.28%	0	0		67,727,484	1,610,737,319
03: DUNELLEN BORO	11.771	24.23%	0	0		459,402,201	604,454,438
04: EAST BRUNSWICK TWP	9.290	25.67%	0	0		5,616,500,823	7,550,387,396
05: EDISON TWP	4.529	47.86%	0	0		7,741,633,109	14,798,010,782
06: HELMETTA BORO	2.713	88.80%	0	0		26,935,412	214,981,021
07: HIGHLAND PARK BORO	6.988	39.55%	0	0		826,340,849	1,363,570,689
08: JAMESBURG BORO	5.362	47.79%	0	0		260,949,937	500,052,840
09: METUCHEN BORO	5.245	44.05%	0	0		1,247,909,457	2,223,377,407
10: MIDDLESEX BORO	7.700	31.67%	0	0		1,084,763,415	1,582,931,710
11: MILLTOWN BORO	4.702	48.97%	0	0		482,481,024	937,193,977
12: MONROE TWP	4.091	51.66%	0	0		3,380,107,880	6,989,065,251
13: NEW BRUNSWICK CITY	5.474	39.40%	0	0		1,926,271,778	3,168,119,378
14: NORTH BRUNSWICK TWP	5.011	51.30%	0	0		2,340,306,568	4,761,894,445
15: OLD BRIDGE TWP	4.370	46.39%	0	0		3,942,311,754	7,344,890,242
16: PERTH AMBOY	2.680	93.56%	0	0		299,933,657	3,733,773,818
17: PISCATAWAY TWP	6.312	35.65%	0	0		4,081,202,747	6,325,985,629
18: PLAINSBORO TWP	2.390	95.51%	0	0		177,125,867	3,883,970,960
19: SAYREVILLE BORO	4.496	45.61%	0	0		2,792,584,309	5,074,295,921
20: SOUTH AMBOY CITY	2.336	96.07%	0	0		38,327,470	907,144,470
21: SOUTH BRUNSWICK TWP	4.491	44.46%	0	0		4,546,965,383	8,167,554,842
22: SOUTH PLAINFIELD BOR	5.244	36.03%	0	0		2,544,075,913	3,960,742,778
23: SOUTH RIVER BORO	6.716	29.31%	0	0		1,021,850,767	1,442,951,849
24: SPOTSWOOD BORO	2.844	88.96%	0	0		101,639,794	842,996,884
25: WOODBRIDGE TWP	9.114	26.29%	0	0		8,866,904,925	12,007,594,201
MIDDLESEX		%	0	0		54,132,293,410	102,138,329,763

2012 ABSTRACT OF RATABLES FOR THE COUNTY OF MIDDLESEX

TAXING DISTRICT	SECTION 12 - A							
	(i)	(ii)				(iii)	(iv)	(v)
	TOTAL COUNTY TAXES APPORTIONED	ADJUSTMENTS RESULTING FROM:				NET COUNTY TAXES APPORTIONED	MUNICIPAL BUDGET STATE AID	NET COUNTY TAXES APPORTIONED LESS STATE AID (COL.12 AIII-12AIV-COUNTY BPP ADJUSTMENT)
		(A) EQUAL TABLE APPEALS		(B) APPEALS & CORRECTIONS				
DEDUCT OVERPAY		ADD UNDERPAY	DEDUCT OVERPAY	ADD UNDERPAY				
01: CARTERET BORO	6,996,978.96	.00	.00	216,486.29	.00	6,780,492.67	.00	6,780,492.67
02: CRANBURY TWP	5,262,431.84	.00	.00	962.21	.00	5,261,469.63	.00	5,261,469.63
03: DUNELLEN BORO	1,974,810.07	.00	.00	2,065.78	.00	1,972,744.29	.00	1,972,744.29
04: EAST BRUNSWICK TWP	24,667,832.91	.00	.00	402,576.80	.00	24,265,256.11	.00	24,265,256.11
05: EDISON TWP	48,346,507.04	.00	.00	1,026,554.53	.00	47,319,952.51	.00	47,319,952.51
06: HELMETA BORO	702,363.42	.00	.00	7,228.65	.00	695,134.77	.00	695,134.77
07: HIGHLAND PARK BORO	4,454,914.98	.00	.00	3,012.85	.00	4,451,902.13	.00	4,451,902.13
08: JAMESBURG BORO	1,633,720.13	.00	.00	1,040.72	.00	1,632,679.41	.00	1,632,679.41
09: METUCHEN BORO	7,263,985.21	.00	.00	38,290.73	.00	7,225,694.48	.00	7,225,694.48
10: MIDDLESEX BORO	5,171,588.28	.00	.00	309.71	.00	5,171,278.57	.00	5,171,278.57
11: MILLTOWN BORO	3,061,901.76	.00	.00	10,959.00	.00	3,050,942.76	.00	3,050,942.76
12: MONROE TWP	22,833,940.14	.00	.00	664,608.07	.00	22,169,332.07	.00	22,169,332.07
13: NEW BRUNSWICK CITY	10,350,546.98	.00	.00	33,445.46	.00	10,317,101.52	.00	10,317,101.52
14: NORTH BRUNSWICK TWP	15,557,561.53	.00	.00	5,633.45	.00	15,551,928.08	.00	15,551,928.08
15: OLD BRIDGE TWP	23,996,454.19	.00	.00	22,056.15	.00	23,974,398.04	.00	23,974,398.04
16: PERTH AMBOY	12,198,593.77	.00	.00	1,174,448.69	.00	11,024,145.08	.00	11,024,145.08
17: PISCATAWAY TWP	20,667,596.02	.00	.00	880,009.29	.00	19,787,586.73	.00	19,787,586.73
18: PLAINSBORO TWP	12,689,302.10	.00	.00	.00	171,553.07	12,860,855.17	.00	12,860,855.17
19: SAYREVILLE BORO	16,578,206.83	.00	.00	29,105.81	.00	16,549,101.02	.00	16,549,101.02
20: SOUTH AMBOY CITY	2,963,727.16	.00	.00	80,704.90	.00	2,883,022.26	.00	2,883,022.26
21: SOUTH BRUNSWICK TWP	26,684,177.59	.00	.00	160,936.07	.00	26,523,241.52	.00	26,523,241.52
22: SOUTH PLAINFIELD BOR	12,940,122.93	.00	.00	105,572.02	.00	12,834,550.91	.00	12,834,550.91
23: SOUTH RIVER BORO	4,714,260.77	.00	.00	8,009.44	.00	4,706,251.33	.00	4,706,251.33
24: SPOTSWOOD BORO	2,754,150.90	.00	.00	5,823.05	.00	2,748,327.85	.00	2,748,327.85
25: WOODBRIDGE TWP	39,229,955.03	.00	.00	521,343.94	.00	38,708,611.09	.00	38,708,611.09
MIDDLESEX	333,695,630.54	.00	.00	5,401,183.61	171,553.07	328,466,000.00	.00	328,466,000.00

2012 ABSTRACT OF RATABLES FOR THE COUNTY OF MIDDLESEX

TAXING DISTRICTS	SECTION 12 - B			SECTION 12 - C		
	(A)	(B)	(C)	LOCAL TAXES TO BE RAISED FOR:		
	COUNTY LIBRARY TAXES APPORTIONED	COUNTY HEALTH SERVICE TAXES APPORTIONED	COUNTY OPEN SPACE TAXES APPORTIONED	(i) DISTRICT SCHOOL PURPOSES		
				(A) DISTRICT SCHOOL (adjusted for BPP)	(B) REG. CONSOL. & JOINT SCHOOL (adjusted for BPP)	(C) LOCAL SCHOOL (adjusted for BPP)
01: CARTERET BORO	.00	.00	620,908.96	24,226,328.50	.00	.00
02: CRANBURY TWP	.00	.00	483,125.60	15,904,903.50	.00	.00
03: DUNELLEN BORO	.00	.00	181,142.25	9,905,730.00	.00	.00
04: EAST BRUNSWICK TWP	.00	.00	2,227,241.23	117,750,133.00	.00	.00
05: EDISON TWP	.00	.00	4,359,826.34	188,263,714.50	.00	.00
06: HELMETTA BORO	.00	.00	63,766.75	.00	3,147,496.00	.00
07: HIGHLAND PARK BORO	.00	.00	408,791.96	23,128,397.36	.00	.00
08: JAMESBURG BORO	.00	.00	149,913.48	7,456,904.00	.00	.00
09: METUCHEN BORO	.00	.00	663,337.13	32,547,895.00	.00	.00
10: MIDDLESEX BORO	.00	.00	474,849.18	21,301,087.00	.00	.00
11: MILLTOWN BORO	.00	.00	280,079.15	13,172,601.00	.00	.00
12: MONROE TWP	.00	.00	2,032,546.86	89,727,867.50	.00	.00
13: NEW BRUNSWICK CITY	.00	.00	947,286.64	27,326,591.00	773,490.85	.00
14: NORTH BRUNSWICK TWP	.00	.00	1,427,708.43	75,283,041.00	.00	.00
15: OLD BRIDGE TWP	.00	.00	2,201,334.76	88,422,634.50	.00	.00
16: PERTH AMBOY	.00	.00	996,878.00	24,021,741.00	.00	.00
17: PISCATAWAY TWP	.00	.00	1,808,242.98	82,567,560.00	.00	.00
18: PLAINSBORO TWP	.00	.00	1,180,401.95	.00	60,852,146.53	.00
19: SAYREVILLE BORO	.00	.00	1,519,847.49	56,924,062.00	.00	.00
20: SOUTH AMBOY CITY	.00	.00	263,575.98	8,638,958.00	.00	.00
21: SOUTH BRUNSWICK TWP	.00	.00	2,435,410.17	103,293,575.00	.00	.00
22: SOUTH PLAINFIELD BOR	.00	.00	1,178,145.09	41,945,847.50	.00	.00
23: SOUTH RIVER BORO	.00	.00	432,098.78	14,811,257.00	.00	.00
24: SPOTSWOOD BORO	.00	.00	252,353.69	.00	11,660,426.00	.00
25: WOODBRIDGE TWP	.00	.00	3,556,127.15	162,322,552.00	.00	.00
MIDDLESEX	.00	.00	30,144,940.00	1,228,943,380.36	76,433,559.38	.00

2012 ABSTRACT OF RATABLES FOR THE COUNTY OF MIDDLESEX

TAXING DISTRICTS	SECTION 12 - C			SECTION 12 - D
	LOCAL TAXES TO BE RAISED FOR:			TOTAL LEVY ON WHICH TAX RATE IS COMPUTED
	(ii) LOCAL MUNICIPAL PURPOSES			
	(A) MUNICIPAL BUDGET (adjusted for BPP)	(B) MUNICIPAL OPEN SPACE BUDGET	(C) MUNICIPAL LIBRARY BUDGET	
01: CARTERET BORO	21,122,532.13	565,083.18	768,483.00	54,083,828.44
02: CRANBURY TWP	5,777,464.79	308,062.00	554,069.00	28,289,094.52
03: DUNELLEN BORO	4,815,017.00	.00	198,462.00	17,073,095.54
04: EAST BRUNSWICK TWP	32,488,322.00	386,777.00	2,535,212.00	179,652,941.34
05: EDISON TWP	73,962,207.03	705,637.77	4,951,798.00	319,563,136.15
06: HELMETTA BORO	1,194,548.37	.00	.00	5,100,945.89
07: HIGHLAND PARK BORO	9,097,023.26	.00	451,105.76	37,537,220.47
08: JAMESBURG BORO	3,412,978.02	.00	166,299.00	12,818,773.91
09: METUCHEN BORO	9,980,311.51	.00	736,609.00	51,153,847.12
10: MIDDLESEX BORO	10,884,926.21	.00	524,732.95	38,356,873.91
11: MILLTOWN BORO	4,564,480.65	.00	312,030.64	21,380,134.20
12: MONROE TWP	30,406,021.00	902,000.00	2,377,354.80	147,615,122.23
13: NEW BRUNSWICK CITY	27,558,029.27	.00	1,053,668.35	67,976,167.63
14: NORTH BRUNSWICK TWP	26,753,714.07	726,476.36	1,595,406.33	121,338,274.27
15: OLD BRIDGE TWP	31,638,356.71	.00	2,444,931.00	148,681,655.01
16: PERTH AMBOY	54,731,716.21	.00	1,246,904.00	92,021,384.29
17: PISCATAWAY TWP	35,460,228.99	.00	2,052,035.15	141,675,653.85
18: PLAINSBORO TWP	12,009,202.30	370,684.51	1,292,281.70	88,565,572.16
19: SAYREVILLE BORO	25,456,440.59	456,342.32	1,663,740.94	102,569,534.36
20: SOUTH AMBOY CITY	8,199,492.79	.00	309,003.00	20,294,052.03
21: SOUTH BRUNSWICK TWP	26,104,314.31	1,448,236.00	2,777,463.00	162,582,240.00
22: SOUTH PLAINFIELD BOR	17,009,733.00	.00	1,310,958.00	74,279,234.50
23: SOUTH RIVER BORO	7,850,809.86	.00	480,577.70	28,280,994.67
24: SPOTSWOOD BORO	6,137,984.00	.00	278,483.11	21,077,574.65
25: WOODBRIDGE TWP	77,664,558.00	.00	3,967,041.00	286,218,889.24
MIDDLESEX	564,280,412.07	5,869,299.14	34,048,649.43	2,268,186,240.38

2012 ABSTRACT OF RATABLES FOR THE COUNTY OF MIDDLESEX

SECTION 13

REAL PROPERTY EXEMPT FROM TAXATION

TAXING DISTRICTS	(A)	(B)	(C)	(D)	(E)	(F)	(G)
	PUBLIC SCHOOL	OTHER SCHOOL	PUBLIC PROPERTY	CHURCH AND CHARITABLE	CEMETERIES AND GRAVEYARDS	OTHER EXEMPTS	TOTAL AMOUNT OF EXEMPTS (13A+B+C+D+E+F)
01: CARTERET BORO	35,187,800	0	89,834,100	29,521,200	0	119,272,600	273,815,700
02: CRANBURY TWP	11,399,222	0	28,611,480	5,848,441	625,500	22,106,108	68,590,751
03: DUNELLEN BORO	10,651,000	782,600	2,689,300	3,829,800	0	583,700	18,536,400
04: EAST BRUNSWICK TWP	55,603,000	0	59,471,400	25,918,600	4,859,300	46,613,100	192,465,400
05: EDISON TWP	123,818,600	175,282,300	215,938,800	124,512,500	390,500	156,487,400	796,430,100
06: HELMETTA BORO	0	0	4,056,600	2,604,700	0	275,100	6,936,400
07: HIGHLAND PARK BORO	21,064,000	4,824,600	52,792,600	13,575,900	0	1,295,000	93,552,100
08: JAMESBURG BORO	10,922,200	0	1,956,400	9,484,500	832,700	3,309,500	26,505,300
09: METUCHEN BORO	17,843,100	10,758,000	24,424,300	25,665,200	1,726,900	8,118,900	88,536,400
10: MIDDLESEX BORO	12,332,500	1,179,100	14,350,600	3,909,500	18,300	2,621,900	34,411,900
11: MILLTOWN BORO	9,554,900	4,804,800	11,089,850	9,321,950	0	24,649,800	59,421,300
12: MONROE TWP	72,946,300	6,875,000	61,661,700	5,612,600	301,500	29,965,300	177,362,400
13: NEW BRUNSWICK CITY	61,717,200	582,398,700	233,942,900	388,058,600	7,590,700	255,762,000	1,529,470,100
14: NORTH BRUNSWICK TWP	206,313,800	0	178,578,400	21,360,300	11,208,800	5,791,800	423,253,100
15: OLD BRIDGE TWP	156,155,000	1,878,100	114,688,900	37,725,300	1,137,600	68,427,500	380,012,400
16: PERTH AMBOY	132,831,100	23,400,200	146,610,100	109,684,500	22,596,000	134,440,000	569,561,900
17: PISCATAWAY TWP	95,670,500	585,768,400	43,326,900	41,860,700	8,296,900	56,717,600	831,641,000
18: PLAINSBORO TWP	96,406,600	8,556,000	86,431,100	34,990,100	144,600	150,729,100	377,257,500
19: SAYREVILLE BORO	47,662,400	11,454,700	78,772,200	18,985,800	2,150,000	440,701,200	599,726,300
20: SOUTH AMBOY CITY	5,664,100	1,442,000	59,014,500	25,901,700	2,035,000	32,325,600	126,382,900
21: SOUTH BRUNSWICK TWP	149,540,600	5,700,000	130,856,800	29,117,800	15,763,000	45,507,400	376,485,600
22: SOUTH PLAINFIELD BOR	45,337,500	3,490,400	33,737,400	8,376,400	1,362,200	5,166,700	97,470,600
23: SOUTH RIVER BORO	15,052,300	1,070,000	11,789,600	20,334,500	845,800	1,562,000	50,654,200
24: SPOTSWOOD BORO	29,601,300	4,746,400	18,707,400	9,094,800	1,459,200	1,827,400	65,436,500
25: WOODBRIDGE TWP	88,677,700	2,300,000	200,485,100	33,184,000	52,699,200	86,938,500	464,284,500
MIDDLESEX	1,511,952,722	1,436,711,300	1,903,818,430	1,038,479,391	136,043,700	1,701,195,208	7,728,200,751

2012 ABSTRACT OF RATABLES FOR THE COUNTY OF MIDDLESEX

TAXING DISTRICTS	SECTION 14				SECTION 15	
	AMOUNT OF MISCELLANEOUS REVENUES TO SUPPORT LOCAL BUDGET				DEDUCTIONS ALLOWED	
	(A) SURPLUS REVENUE	(B) MISCELLANEOUS REVENUES ANTICIPATED	(C) RECEIPTS FROM DELINQUENT TAX	(D) TOTAL OF MISCELLANEOUS REVENUES (COL. 14A+B+C)	(A) SENIOR CITIZEN, DISABLED AND SURVIVING SPOUSE	(B) VETERANS AND WIDOWS
01: CARTERET BORO	2,000,000.00	13,101,408.45	1,325,000.00	16,426,408.45	77,500.00	148,500.00
02: CRANBURY TWP	1,371,000.00	2,996,479.59	123,789.00	4,491,268.59	1,000.00	21,000.00
03: DUNELLEN BORO	26,000.00	1,704,994.43	283,400.00	2,014,394.43	9,750.00	48,000.00
04: EAST BRUNSWICK TWP	2,500,000.00	17,007,512.00	1,355,000.00	20,862,512.00	87,500.00	325,750.00
05: EDISON TWP	8,309,881.10	28,836,674.85	233,642.00	37,380,197.95	156,500.00	533,750.00
06: HELMETTA BORO	246,000.00	692,514.45	80,000.00	1,018,514.45	3,750.00	16,750.00
07: HIGHLAND PARK BORO	1,140,800.00	2,507,439.30	.00	3,648,239.30	12,750.00	48,750.00
08: JAMESBURG BORO	280,000.00	886,148.34	265,000.00	1,431,148.34	9,000.00	27,000.00
09: METUCHEN BORO	650,000.00	3,358,609.74	625,000.00	4,633,609.74	19,750.00	107,500.00
10: MIDDLESEX BORO	825,000.00	3,566,391.37	594,694.10	4,986,085.47	34,250.00	134,500.00
11: MILLTOWN BORO	365,000.00	2,744,252.05	.00	3,109,252.05	15,000.00	91,500.00
12: MONROE TWP	1,252,562.00	16,747,583.94	1,100,000.00	19,100,145.94	88,250.00	846,500.00
13: NEW BRUNSWICK CITY	1,800,000.00	44,175,223.67	.00	45,975,223.67	31,000.00	57,750.00
14: NORTH BRUNSWICK TWP	3,775,000.00	10,625,646.67	.00	14,400,646.67	47,000.00	146,000.00
15: OLD BRIDGE TWP	6,224,000.00	12,186,880.32	30,000.00	18,440,880.32	119,250.00	396,250.00
16: PERTH AMBOY	1,700,000.00	14,375,301.33	100,000.00	16,175,301.33	76,000.00	108,750.00
17: PISCATAWAY TWP	6,855,000.00	9,509,199.52	1,492,194.85	17,856,394.37	90,750.00	256,500.00
18: PLAINSBORO TWP	5,140,000.00	6,662,714.05	150,000.00	11,952,714.05	3,750.00	47,500.00
19: SAYREVILLE BORO	2,800,000.00	20,822,873.25	1,334,000.00	24,956,873.25	92,750.00	342,750.00
20: SOUTH AMBOY CITY	.00	6,430,810.45	.00	6,430,810.45	23,000.00	64,250.00
21: SOUTH BRUNSWICK TWP	1,359,000.00	16,092,852.48	1,670,000.00	19,121,852.48	39,000.00	165,250.00
22: SOUTH PLAINFIELD BOR	867,500.00	6,517,768.04	885,000.00	8,270,268.04	53,250.00	203,500.00
23: SOUTH RIVER BORO	1,126,612.64	6,206,491.95	575,000.00	7,908,104.59	42,250.00	119,000.00
24: SPOTSWOOD BORO	1,180,000.00	1,976,942.97	227,000.00	3,383,942.97	12,750.00	75,250.00
25: WOODBRIDGE TWP	3,066,528.87	42,955,125.00	100,000.00	46,121,653.87	310,000.00	762,500.00
MIDDLESEX	54,859,884.61	292,687,838.21	12,548,719.95	360,096,442.77	1,455,750.00	5,094,750.00

2012 ABSTRACT OF RATABLES FOR THE COUNTY OF MIDDLESEX

TAXING DISTRICTS	ADDENDUM TO ABSTRACT OF RATABLES -- ASSESSED VALUE OF PARTIAL EXEMPTIONS & ABATEMENTS (COLUMN 3)								
	(1) POLLUTION CONTROL	(2) FIRE SUPPRESSION	(3) FALLOUT SHELTER	(4) WATER- SEWER FACILITY	(5) RENEWABLE ENERGY	(6) UEZ ABATEMENT	(7) HOME IMPROVEMENT	(8) MULTI- FAMILY DWELLING	(9) CLASS 4 ABATEMENT
01: CARTERET BORO	0	0	0	0	0	0	0	0	0
02: CRANBURY TWP	0	20,438,600	0	0	0	0	0	0	0
03: DUNELLEN BORO	0	0	0	0	0	0	0	0	0
04: EAST BRUNSWICK TWP	0	529,400	0	0	0	0	0	0	0
05: EDISON TWP	0	2,602,700	0	0	0	0	0	0	0
06: HELMETTA BORO	0	0	0	0	0	0	0	0	0
07: HIGHLAND PARK BORO	0	0	0	0	0	0	0	0	0
08: JAMESBURG BORO	0	0	0	0	0	0	0	0	0
09: METUCHEN BORO	0	0	0	0	0	0	0	0	0
10: MIDDLESEX BORO	0	0	0	0	0	0	0	0	0
11: MILLTOWN BORO	0	0	0	0	0	0	0	0	0
12: MONROE TWP	0	0	0	0	0	0	0	0	0
13: NEW BRUNSWICK CITY	0	0	0	0	0	0	0	0	0
14: NORTH BRUNSWICK TWP	0	1,322,900	0	0	0	0	0	0	0
15: OLD BRIDGE TWP	0	0	0	0	0	0	0	0	0
16: PERTH AMBOY	0	0	0	0	0	0	0	0	0
17: PISCATAWAY TWP	0	159,300	0	0	0	0	0	0	0
18: PLAINSBORO TWP	9,785,100	4,190,800	0	0	0	0	0	0	0
19: SAYREVILLE BORO	0	673,000	0	0	0	0	0	0	0
20: SOUTH AMBOY CITY	0	0	0	0	0	0	0	0	0
21: SOUTH BRUNSWICK TWP	0	10,246,100	0	0	0	0	0	0	0
22: SOUTH PLAINFIELD BOR	0	0	0	0	0	0	0	0	0
23: SOUTH RIVER BORO	0	0	0	0	0	0	0	0	0
24: SPOTSWOOD BORO	0	0	0	0	0	0	0	0	0
25: WOODBRIDGE TWP	0	241,300	0	0	0	0	0	0	0
MIDDLESEX	9,785,100	40,404,100	0	0	0	0	0	0	0

2012 ABSTRACT OF RATABLES FOR THE COUNTY OF MIDDLESEX

ADDENDUM TO ABSTRACT OF RATABLES -- ASSESSED VALUE OF PARTIAL EXEMPTIONS & ABATEMENTS (CONTINUED)

TAXING DISTRICTS	(10)	(11)	(12)	(13)	(14)	(15)	(16)	(17)
	DWELLING ABATEMENT	DWELLING EXEMPTION	NEW DWELLING CONVERSION ABATEMENT	NEW DWELLING CONVERSION EXEMPTION	MULTI-DWELLING EXEMPTION	MULTI-DWELLING ABATEMENT	COMMERCIAL/ INDUSTRIAL EXEMPTION	TOTAL VALUE
01: CARTERET BORO	0	30,000	0	0	0	0	0	30,000
02: CRANBURY TWP	0	0	0	0	0	0	0	20,438,600
03: DUNELLEN BORO	0	0	0	0	0	0	0	0
04: EAST BRUNSWICK TWP	0	0	0	0	0	0	0	529,400
05: EDISON TWP	0	0	0	0	0	0	0	2,602,700
06: HELMETTA BORO	0	0	0	0	0	0	0	0
07: HIGHLAND PARK BORO	0	339,900	0	0	0	0	0	339,900
08: JAMESBURG BORO	54,700	0	0	0	0	0	0	54,700
09: METUCHEN BORO	0	141,400	0	0	0	0	0	141,400
10: MIDDLESEX BORO	0	303,000	0	0	0	0	0	303,000
11: MILLTOWN BORO	0	0	0	0	0	0	0	0
12: MONROE TWP	0	0	0	0	0	0	0	0
13: NEW BRUNSWICK CITY	0	828,300	0	0	0	0	325,000	1,153,300
14: NORTH BRUNSWICK TWP	0	0	0	0	0	0	0	1,322,900
15: OLD BRIDGE TWP	0	0	0	0	0	0	0	0
16: PERTH AMBOY	0	148,900	0	0	0	0	0	148,900
17: PISCATAWAY TWP	0	59,400	0	0	0	0	0	218,700
18: PLAINSBORO TWP	0	0	0	0	0	0	0	13,975,900
19: SAYREVILLE BORO	3,546,800	0	0	0	0	0	4,620,500	8,840,300
20: SOUTH AMBOY CITY	0	0	0	0	0	0	0	0
21: SOUTH BRUNSWICK TWP	0	0	0	0	0	0	0	10,246,100
22: SOUTH PLAINFIELD BOR	0	5,200,000	0	0	0	0	0	5,200,000
23: SOUTH RIVER BORO	0	0	0	0	0	0	0	0
24: SPOTSWOOD BORO	0	0	0	0	0	0	0	0
25: WOODBRIDGE TWP	0	8,807,800	0	0	0	0	0	9,049,100
MIDDLESEX	3,601,500	15,858,700	0	0	0	0	4,945,500	74,594,900

2012 ABSTRACT OF RATABLES FOR THE COUNTY OF MIDDLESEX

TAXING DISTRICTS	ADDENDUM -- EQUALIZED VALUE BASED ON IN LIEU OF TAXES (COL.10B)				
	(1) C.12 PL 1977 IN LIEU OF TAX	(2) NJ HOUSING FINANCE AGENCY	(3) URBAN RENEWAL	(4) OTHER	(5) TOTAL
01: CARTERET BORO	0	0	0	0	0
02: CRANBURY TWP	0	0	0	0	0
03: DUNELLEN BORO	0	0	0	0	0
04: EAST BRUNSWICK TWP	0	0	0	0	0
05: EDISON TWP	0	0	0	0	0
06: HELMETTA BORO	0	0	0	0	0
07: HIGHLAND PARK BORO	0	0	0	0	0
08: JAMESBURG BORO	0	0	0	0	0
09: METUCHEN BORO	0	0	0	0	0
10: MIDDLESEX BORO	0	0	0	0	0
11: MILLTOWN BORO	0	0	0	0	0
12: MONROE TWP	0	0	0	0	0
13: NEW BRUNSWICK CITY	0	0	0	0	0
14: NORTH BRUNSWICK TWP	0	0	0	0	0
15: OLD BRIDGE TWP	0	0	0	0	0
16: PERTH AMBOY	0	0	0	0	0
17: PISCATAWAY TWP	0	0	0	0	0
18: PLAINSBORO TWP	0	0	0	0	0
19: SAYREVILLE BORO	0	0	0	0	0
20: SOUTH AMBOY CITY	0	0	0	0	0
21: SOUTH BRUNSWICK TWP	0	0	0	0	0
22: SOUTH PLAINFIELD BOR	0	0	0	0	0
23: SOUTH RIVER BORO	0	0	0	0	0
24: SPOTSWOOD BORO	0	0	0	0	0
25: WOODBRIDGE TWP	0	0	0	0	0
MIDDLESEX	0	0	0	0	0

2012 ABSTRACT OF RATABLES FOR THE COUNTY OF MIDDLESEX

TAXING DISTRICTS	BREAKDOWN OF GENERAL TAX RATE											EFFECTIVE TAX RATE
	COUNTY TAX	LIBRARY TAX	HEALTH SERVICE TAX	COUNTY OPEN SPACE TAX	DISTRICT SCHOOL TAX	REGIONAL SCHOOL TAX	LOCAL SCHOOL TAX	MUNICIPAL PURPOSE TAX	MUNICIPAL OPEN SPACE TAX	MUNICIPAL LIBRARY TAX	GENERAL TAX RATE	
01: CARTERET BORO	.360	.000	.000	.033	1.287	.000	.000	1.122	.030	.040	2.872	2.525
02: CRANBURY TWP	.341	.000	.000	.032	1.031	.000	.000	.375	.020	.035	1.834	1.756
03: DUNELLEN BORO	1.361	.000	.000	.125	6.830	.000	.000	3.319	.000	.136	11.771	2.825
04: EAST BRUNSWICK TWP	1.255	.000	.000	.116	6.089	.000	.000	1.680	.019	.131	9.290	2.379
05: EDISON TWP	.671	.000	.000	.062	2.668	.000	.000	1.048	.010	.070	4.529	2.160
06: HELMETTA BORO	.370	.000	.000	.034	.000	1.674	.000	.635	.000	.000	2.713	2.373
07: HIGHLAND PARK BORO	.829	.000	.000	.077	4.306	.000	.000	1.693	.000	.083	6.988	2.753
08: JAMESBURG BORO	.683	.000	.000	.063	3.119	.000	.000	1.428	.000	.069	5.362	2.563
09: METUCHEN BORO	.741	.000	.000	.069	3.337	.000	.000	1.023	.000	.075	5.245	2.301
10: MIDDLESEX BORO	1.039	.000	.000	.096	4.276	.000	.000	2.184	.000	.105	7.700	2.423
11: MILLTOWN BORO	.671	.000	.000	.062	2.897	.000	.000	1.004	.000	.068	4.702	2.281
12: MONROE TWP	.615	.000	.000	.057	2.486	.000	.000	.843	.025	.065	4.091	2.112
13: NEW BRUNSWICK CITY	.831	.000	.000	.077	2.201	.062	.000	2.219	.000	.084	5.474	2.146
14: NORTH BRUNSWICK TWP	.643	.000	.000	.059	3.109	.000	.000	1.105	.030	.065	5.011	2.548
15: OLD BRIDGE TWP	.705	.000	.000	.065	2.599	.000	.000	.930	.000	.071	4.370	2.024
16: PERTH AMBOY	.322	.000	.000	.030	.699	.000	.000	1.593	.000	.036	2.680	2.465
17: PISCATAWAY TWP	.882	.000	.000	.081	3.679	.000	.000	1.579	.000	.091	6.312	2.240
18: PLAINSBORO TWP	.347	.000	.000	.032	.000	1.642	.000	.324	.010	.035	2.390	2.280
19: SAYREVILLE BORO	.726	.000	.000	.067	2.495	.000	.000	1.116	.020	.072	4.496	2.021
20: SOUTH AMBOY CITY	.332	.000	.000	.031	.995	.000	.000	.943	.000	.035	2.336	2.237
21: SOUTH BRUNSWICK TWP	.733	.000	.000	.068	2.853	.000	.000	.721	.040	.076	4.491	1.991
22: SOUTH PLAINFIELD BOR	.906	.000	.000	.084	2.961	.000	.000	1.201	.000	.092	5.244	1.875
23: SOUTH RIVER BORO	1.118	.000	.000	.103	3.517	.000	.000	1.864	.000	.114	6.716	1.960
24: SPOTSWOOD BORO	.371	.000	.000	.035	.000	1.573	.000	.828	.000	.037	2.844	2.500
25: WOODBRIDGE TWP	1.233	.000	.000	.114	5.169	.000	.000	2.472	.000	.126	9.114	2.384

2012 ABSTRACT OF RATABLES FOR THE COUNTY OF MIDDLESEX

SPECIAL TAXING DISTRICTS

TAXING DISTRICT	SPECIAL TAXING DISTRICT	NUMBER OF RATABLES	RATABLE VALUE	BUDGET	SPECIAL DISTRICT RATE
		290	837,941,300	1,180,000.00	.141
01:CARTERET BORO	SPEC IMPROVEMENT: S01	173	779,213,400	225,000.00	.029
01:CARTERET BORO	SPEC IMPROVEMENT: S02	7,684	726,171,211	1,906,000.00	.263
04:EAST BRUNSWICK TWP	FIRE DISTRICT: F01	7,797	979,000,937	1,109,259.00	.114
04:EAST BRUNSWICK TWP	FIRE DISTRICT: F02	1,741	228,714,425	608,125.00	.266
04:EAST BRUNSWICK TWP	FIRE DISTRICT: F03	17,266		8,861,606.00	.200
05:EDISON TWP	GARBAGE DISTRICT: G01	132	38,916,600	156,444.73	.402
07:HIGHLAND PARK BORO	SPEC IMPROVEMENT: S01	1,797	239,102,903	394,944.00	.165
08:JAMESBURG BORO	FIRE DISTRICT: F01	4,612	926,382,014	1,032,342.00	.112
12:MONROE TWP	FIRE DISTRICT: F01	8,262	1,287,737,114	3,305,170.00	.257
12:MONROE TWP	FIRE DISTRICT: F02	7,110	1,394,298,243	4,342,557.00	.312
12:MONROE TWP	FIRE DISTRICT: F03	2,598	323,010,623	390,125.00	.121
15:OLD BRIDGE TWP	FIRE DISTRICT: F01	6,170	1,165,227,097	1,626,917.00	.140
15:OLD BRIDGE TWP	FIRE DISTRICT: F02	10,025	1,726,217,943	1,442,000.00	.084
15:OLD BRIDGE TWP	FIRE DISTRICT: F03	981	187,990,025	507,715.00	.270
15:OLD BRIDGE TWP	FIRE DISTRICT: F04	270	182,536,100	232,130.00	.128
16:PERTH AMBOY	SPEC IMPROVEMENT: S01	5,427	932,721,758	1,198,842.00	.129
17:PISCATAWAY TWP	FIRE DISTRICT: F01	3,979	656,617,658	1,212,052.00	.185
17:PISCATAWAY TWP	FIRE DISTRICT: F02	1,567	148,660,958	281,800.00	.190
17:PISCATAWAY TWP	FIRE DISTRICT: F03	3,077	506,779,808	790,325.00	.156
17:PISCATAWAY TWP	FIRE DISTRICT: F04	5,850	3,706,845,093	1,848,000.00	.050
18:PLAINSBORO TWP	FIRE DISTRICT: F01	4,969	959,286,780	705,000.00	.074
21:SOUTH BRUNSWICK TWP	FIRE DISTRICT: F01	7,075	2,036,803,153	838,865.00	.042
21:SOUTH BRUNSWICK TWP	FIRE DISTRICT: F02	2,114	624,499,526	316,000.00	.051
21:SOUTH BRUNSWICK TWP	FIRE DISTRICT: F03	6,516	717,251,400	6,168,362.04	.860
25:WOODBRIIDGE TWP	FIRE DISTRICT: F01	1,559	231,998,300	1,654,147.88	.713
25:WOODBRIIDGE TWP	FIRE DISTRICT: F02	446	73,794,700	508,445.48	.689
25:WOODBRIIDGE TWP	FIRE DISTRICT: F04	4,526	528,776,300	1,581,041.14	.299
25:WOODBRIIDGE TWP	FIRE DISTRICT: F05	3,220	285,556,400	1,790,438.63	.627
25:WOODBRIIDGE TWP	FIRE DISTRICT: F07	932	91,928,600	653,612.35	.711
25:WOODBRIIDGE TWP	FIRE DISTRICT: F08	4,261	525,266,300	1,969,748.63	.375
25:WOODBRIIDGE TWP	FIRE DISTRICT: F09	10	3,973,476	21,695.18	.546
25:WOODBRIIDGE TWP	FIRE DISTRICT: F10	3,230	308,642,500	1,188,273.63	.385
25:WOODBRIIDGE TWP	FIRE DISTRICT: F11	4,049	361,888,700	1,556,121.41	.430
25:WOODBRIIDGE TWP	FIRE DISTRICT: F12		15,737,900	84,700.00	.539
25:WOODBRIIDGE TWP	SPEC IMPROVEMENT: OAK TREE RD		16,477,500	105,000.00	.638
25:WOODBRIIDGE TWP	SPEC IMPROVEMENT: MAIN ST				

Middlesex County Board of Taxation
SR3A Re-Cap for 2012

Taxing District	Class 1	Value Class 1	Class 2	Value Class 2	Class 3A	Value Class 3A	Class 3B	Value Class 3B
1) Carteret Borough	128	39,038,800	5,153	1,064,039,900	0	0	0	0
2) Cranbury Township	68	10,709,900	1,163	703,781,100	48	29,370,000	92	2,802,000
3) Dunellen Borough	29	459,900	1,943	125,004,750	0	0	0	0
4) East Brunswick Township	575	13,483,800	15,837	1,498,633,500	21	2,579,400	48	207,600
5) Edison Township	1,034	139,055,500	25,376	4,484,044,000	0	0	7	21,500
6) Helmetta Borough	39	1,416,100	870	179,604,000	0	0	0	0
7) Highland Park Borough	142	7,665,900	2,867	401,239,600	0	0	0	0
8) Jamesburg Borough	113	2,786,800	1,562	194,048,000	0	0	0	0
9) Metuchen Borough	115	8,891,700	4,576	797,570,600	0	0	0	0
10) Middlesex Borough	162	5,407,900	4,197	390,842,000	0	0	0	0
11) Milltown Borough	54	5,340,700	2,391	393,664,100	0	0	0	0
12) Monroe Township	1,949	89,231,504	18,042	2,985,402,625	153	33,116,500	322	3,498,900
13) New Brunswick City	760	10,649,000	5,344	632,044,500	0	0	0	0
14) North Brunswick Township	869	33,445,900	9,668	1,519,468,700	5	1,182,300	18	101,300
15) Old Bridge Township	867	53,300,500	18,192	2,776,133,200	32	4,954,100	132	4,152,400
16) Perth Amboy City	301	87,135,300	7,629	2,023,835,000	0	0	0	0
17) Piscataway Township	482	32,052,300	13,089	1,452,762,350	10	1,609,000	12	143,600
18) Plainsboro Township	183	28,868,600	5,475	2,119,623,675	16	9,725,800	60	787,700
19) Sayreville Borough	397	42,652,100	12,017	1,727,399,100	1	143,900	2	9,400
20) South Amboy City	119	27,581,300	2,690	739,982,100	0	0	0	0
21) South Brunswick Township	946	94,341,800	12,319	2,337,963,300	80	14,712,800	252	4,562,400
22) South Plainfield Borough	333	16,311,200	7,203	885,276,650	0	0	13	82,500
23) South River Borough	251	3,024,600	4,426	366,234,400	0	0	0	0
24) Spotswood Borough	234	7,631,300	2,537	646,649,700	0	0	0	0
25) Woodbridge Township	889	59,712,500	26,486	2,006,128,600	0	0	0	0
TOTALS:	11,039	820,194,904	211,052	32,451,375,450	366	97,393,800	958	16,369,300

**Middlesex County Board of Taxation
SR3A Re-Cap for 2012**

Taxing District	Class 4A	Value Class 4A	Class 4B	Value Class 4B	Class 4C	Value Class 4C	Total Line Items	Total Assessment Value
1) Carteret Borough	165	232,518,000	78	454,569,400	17	90,049,100	5,541	1,880,215,200
2) Cranbury Township	102	230,407,700	41	563,190,100	1	671,800	1,515	1,540,932,600
3) Dunellen Borough	100	14,136,300	7	3,136,300	8	1,585,800	2,087	144,323,050
4) East Brunswick Township	620	303,218,900	108	91,231,200	10	21,457,100	17,219	1,930,811,500
5) Edison Township	897	1,091,939,000	304	946,466,000	74	385,957,000	27,692	7,047,483,000
6) Helmetta Borough	11	4,250,600	4	1,698,800	1	817,100	925	187,786,600
7) Highland Park Borough	186	48,480,900	9	2,808,400	90	77,035,000	3,294	537,229,800
8) Jamesburg Borough	107	31,589,700	1	700,000	14	8,290,100	1,797	237,414,600
9) Metuchen Borough	359	110,815,100	68	38,296,000	15	16,258,800	5,133	971,832,200
10) Middlesex Borough	199	34,689,300	150	56,720,900	5	9,845,000	4,713	497,505,100
11) Milltown Borough	95	44,865,100	5	8,927,400	5	1,682,700	2,550	454,480,000
12) Monroe Township	172	263,908,300	56	206,613,100	5	21,911,500	20,699	3,603,682,429
13) New Brunswick City	607	325,429,300	98	115,363,300	166	133,361,500	6,975	1,216,847,600
14) North Brunswick Township	409	375,135,100	57	287,812,700	36	201,112,800	11,062	2,418,258,800
15) Old Bridge Township	468	351,393,400	56	45,733,200	25	162,538,700	19,772	3,398,205,500
16) Perth Amboy City	862	475,857,300	116	567,369,300	165	263,553,600	9,073	3,417,750,500
17) Piscataway Township	241	144,429,300	192	505,954,300	22	102,411,800	14,048	2,239,362,650
18) Plainsboro Township	94	1,106,835,900	4	11,367,900	17	420,838,100	5,849	3,698,047,675
19) Sayreville Borough	412	176,454,300	56	173,111,700	23	158,425,000	12,908	2,278,195,500
20) South Amboy City	150	70,659,100	10	24,799,400	8	5,795,100	2,977	868,817,000
21) South Brunswick Township	344	292,082,700	197	778,848,400	17	88,866,600	14,155	3,611,378,000
22) South Plainfield Borough	223	167,939,500	324	322,701,200	3	22,277,800	8,099	1,414,588,850
23) South River Borough	191	25,329,600	26	17,585,400	18	8,633,700	4,912	420,807,700
24) Spotswood Borough	56	58,983,200	5	18,454,800	3	7,270,500	2,835	738,989,500
25) Woodbridge Township	1,110	635,688,400	168	263,169,500	95	159,383,800	28,748	3,124,082,800
TOTALS:	8,180	6,617,036,000	2,140	5,506,628,700	843	2,370,030,000	234,578	47,879,028,154

MIDDLESEX COUNTY TAX COLLECTORS

DISTRICT	COLLECTOR	ADDRESS	TELEPHONE
CARTERET	Patrick J. DeBlasio	Borough of Carteret Municipal Building 20 Cooke Ave., Carteret, NJ, 07008	732-541-3820-1-3101
CRANBURY	Ross Maszczaki	Township of Cranbury Municipal Building 23-A No. Main St., Cranbury, NJ, 08512	609-395-0900 x228
DUNELLEN	Eileen Leonard	Dunellen Borough Municipal Building 355 North Ave., Dunellen, NJ, 08812	732-968-1226
EAST BRUNSWICK	Michelle O'Hara	East Brunswick Township Municipal Building 1 Jean Walling Civic Center PO Box 1081, East Brunswick, NJ, 08816-1081	732-390-6835
EDISON	Richard Lorentzen	Edison Township Municipal Building 100 Municipal Blvd., Edison, NJ, 08817	732-248-7220
HELMETTA	Denise Jawidzik	Borough of Helmetta Municipal Building 60 Main Street, PO Box 378, Helmetta, NJ, 08828	732-521-4946 x103
HIGHLAND PARK	Kathleen Kovach	Borough of Highland Park Municipal Building 221 South 5th Ave., Box 1330, Highland Park, NJ, 08904	732-819-3786
JAMESBURG	Denise Jawidzik	Borough of Jamesburg Municipal Building 131 Perrineville Road, Jamesburg, NJ, 08831	732-521-2222 x110
METUCHEN	Rebecca Cuthbert	Borough of Metuchen Municipal Building 500 Main Street PO Box 592, Metuchen, NJ, 08840	732-632-8512
MIDDLESEX	Tonya Hubosky	Borough of Middlesex Municipal Building 1200 Mountain Ave., Middlesex, NJ, 08846	732-356-7400 x242
MILLTOWN	Diane M. Wagner	Borough of Milltown Municipal Building 39 Washington Ave., Milltown, NJ, 08850	732-828-2100 x129
MONROE	LuAnn McGraw-Russell	Township of Monroe Municipal Building 1 Municipal Plaza, Monroe Township, NJ, 08831	732-521-4400
NEW BRUNSWICK	Marilyn Chetrancolo	City of New Brunswick Municipal Building PO Box 269 New Brunswick, NJ, 08901-2113	732-745-5034
NORTH BRUNSWICK	Laurie Hammarstrom	Township of North Brunswick Municipal Building 710 Hermann Rd., PO Box 6019, North Brunswick, NJ, 08902	732-247-0922 x460
OLD BRIDGE	Maureen Ray	Township of Old Bridge Municipal Building, 1 Old Bridge Plaza, Old Bridge, NJ, 08857	732-721-5600 x2950
PERTH AMBOY	Nancy Martin	City of Perth Amboy Municipal Building 260 High Street, Perth Amboy, NJ, 08861	732-826-0290
PISCATAWAY	David Marshall	Township of Piscataway Municipal Building 455 Hoes Lane, Piscataway, NJ, 08854	732-562-2331
PLAINSBORO	Mary Testori	Township of Plainsboro Municipal Building 641 Plainsboro Rd., Box 278, Plainsboro, NJ, 08536	609-799-0909 x320
SAYREVILLE	Donna Brodzinski	Borough of Sayreville Municipal Building 167 Main Street, Sayreville, NJ, 08872	732-390-7040
SOUTH AMBOY	Joanne Katko	City of South Amboy Municipal Building 140 N. Broadway, South Amboy, NJ, 08879	732-525-5924
SOUTH BRUNSWICK	Kathie Gilliland	Township of South Brunswick Municipal Building P. O. Box 190, Monmouth Junction, NJ, 08852	732-329-4000 x7307
SOUTH PLAINFIELD	Kimberly Clifford	Borough of South Plainfield Municipal Building 2480 Plainfield Ave., South Plainfield, NJ, 07080	908-226-7613
SOUTH RIVER	Patrick DeBlasio	Borough of South River Municipal Building 48 Washington Street, South River, NJ, 08882	732-257-1999 x103
SPOTSWOOD	Barbara Petren	Borough of Spotswood Municipal Building 77 Summerhill Rd., Spotswood, NJ, 08884	732-251-0700 x830
WOODBRIIDGE	Richard Lorentzen	Township of Woodbridge Municipal Building 1 Main Street, Woodbridge, NJ, 07095	732-634-4500





MIDDLESEX COUNTY TAX ASSESSORS


DISTRICT	ASSESSOR	ADDRESS	TELEPHONE
CARTERET	Charles Heck	Borough of Carteret Municipal Building 61 Cooke Ave., Carteret, NJ, 07008-3046	732-541-3820 x4
CRANBURY	Steven Benner	Township of Cranbury Municipal Building 23-A No. Main St., Cranbury, NJ, 08512-3203	609-395-0900 x235
DUNELLEN	Richard Gianchiglia	Dunellen Borough Municipal Building 355 North Ave., Dunellen, NJ, 08812-1249	732-968-3323
EAST BRUNSWICK	Frank Colon	East Brunswick Township Municipal Building 1 Jean Walling Civic Center PO Box 1081, East Brunswick, NJ, 08816-3529	732-390-6845
EDISON	Victoria Riddle	Edison Township Municipal Building 100 Municipal Blvd., Edison, NJ, 08817-3738	732-248-7211
HELMETTA	Kenneth Pacera	Borough of Helmetta Municipal Building 60 Main Street, PO Box 378, Helmetta, NJ, 08828-1126	732-521-4946 x102
HIGHLAND PARK	Thomas Mancuso	Borough of Highland Park Municipal Building 221 South 5th Ave., Box 1330, Highland Park, NJ, 08904	732-819-3787
JAMESBURG	Kenneth Pacera	Borough of Jamesburg Municipal Building 131 Perrineville Road, Jamesburg, NJ, 08831-1672	732-521-2222 x101
METUCHEN	Robert Sweeney	Borough of Metuchen Municipal Building 500 Main Street PO Box 592, Metuchen, NJ, 08840	732-632-8516
MIDDLESEX	Frank Betts	Borough of Middlesex Municipal Building 1200 Mountain Ave., Middlesex, NJ, 08846-2037	732-356-7400 x270
MILLTOWN	Eldo Magnani, Jr.	Borough of Milltown Municipal Building 39 Washington Ave., Milltown, NJ, 08850-1219	732-828-2100 x142
MONROE	Mitchell Elias	Township of Monroe Municipal Building 1 Municipal Plaza, Monroe Township, NJ, 08631-1900	732-521-4400
NEW BRUNSWICK	Philip Duchesneau	City of New Brunswick Municipal Building 78 Bayard Street, New Brunswick, NJ, 08901-2113	732-745-5006
NORTH BRUNSWICK	Dianne Walker	Township of North Brunswick Municipal Building 710 Hermann Rd., PO Box 6019, North Brunswick, NJ, 08902-2850	732-247-0922 x465
OLD BRIDGE	Brian Enright	Township of Old Bridge Municipal Building, One Old Bridge Plaza, Old Bridge, NJ, 08857-2497	732-721-5600 x2700
PERTH AMBOY	Joann Jimenez	City of Perth Amboy Municipal Building 260 High Street, Perth Amboy, NJ, 08861-4451	732-826-0290
PISCATAWAY	Lisa E. Stephens	Township of Piscataway Municipal Building 455 Hoes Lane, Piscataway, NJ, 08854-4147	732-562-2328
PLAINSBORO	Thomas Mancuso	Township of Plainsboro Municipal Building 641 Plainsboro Rd, Plainsboro, NJ, 08536-2008	609-799-0909 x324
SAYREVILLE	Joseph J. Kupsch, Jr.	Borough of Sayreville Municipal Building 167 Main Street, Sayreville, NJ, 08872-1149	732-390-7080
SOUTH AMBOY	Brian Enright	City of South Amboy Municipal Building 140 No. Broadway, South Amboy, NJ, 08879-1642	732-525-5986
SOUTH BRUNSWICK	Keith Fasanella	Township of South Brunswick Municipal Building P.O. Box 190, Monmouth Junction, NJ, 08852-0190	732-329-4000 x7239
SOUTH PLAINFIELD	Mary F. Hildebrandt	Borough of South Plainfield Municipal Building 2480 Plainfield Ave., South Plainfield, NJ, 07080-3531	908-226-7622
SOUTH RIVER	Michael Frangella	Borough of South River Municipal Building 48 Washington Street, South River, NJ, 08882-1247	732-257-1999 x123
SPOTSWOOD	Patricia Williams	Borough of Spotswood Municipal Building 77 Summerhill Rd., Spotswood, NJ, 08884-1233	732-251-0700 x835
WOODBRIE	Richard Duda	Township of Woodbridge Municipal Building 1 Main Street, Woodbridge, NJ, 07095-3352	732-634-4500

2012 ABSTRACT OF RATABLES FOR THE COUNTY OF MIDDLESEX

Total Amount of Miscellaneous Revenues (included Surplus Revenues Appropriated) for the Support of the County Budget	75,466,000.00
Rate per \$100 to be applied to Column 11 for apportionment of County Taxes32670950
Net County Taxes Apportioned (Column 12 A iii)	328,466,000.00
* Adjustments (Net Total (Column 12 Ai))	5,229,630.54
* Net Overpayments are added to the Net Taxes Apportioned Net Underpayments are deducted from the Net Taxes Apportioned	0
Rate per \$100 to be applied to Column 11 for apportionment of Library Taxes	0
Rate per \$100 to be applied to Column 11 for apportionment of Health Taxes03000000
Rate per \$100 to be applied to Column 11 for apportionment of Open Space Taxes	
County Percentage Level of Taxable Value of Real Property is 100%		

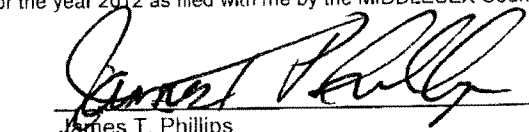
MIDDLESEX COUNTY BOARD OF TAXATION


 Richard Lorenzer, President

 Kevin P. Egan, Commissioner

 Arthur Haney, Commissioner

 Michael E. Lachs, Commissioner

ATTEST: 

 Irving Verosloff, Tax Administrator

I hereby certify this to be a true copy of the Abstract of Ratable and Exemptions for the County of MIDDLESEX, State of New Jersey for the year 2012 as filed with me by the MIDDLESEX County Board of Taxation.



 James T. Phillips
 Treasurer