

Exception Areas

An exception is an area free from the farmland preservation Deed of Easement restrictions that will apply once the farm is preserved. It is very important to consider exception areas prior to preservation because they will not be granted, moved or expanded once the farm is preserved.

Types of Exceptions

There are two types of exceptions: non-severable and severable.

Non-severable Exceptions:

A non-severable exception is an area of the farm which is excepted from the easement restrictions but remains tied to the farm and cannot be subdivided, transferred or conveyed separately from the farm.

Severable Exceptions:

A severable exception is an area that can be subdivided and sold separately from the farm provided it meets local subdivision requirements. It is not necessary to sever (subdivide) a severable exception prior to preservation. A landowner will not be paid for areas designated as a severable or non-severable exception because the Deed of Easement restrictions will not apply to the area(s).

Why should I take an exception area?

- Do you wish to provide a building lot for a child?
- Do you have a barn where you might want to operate a business that might not be permitted under the farmland Deed of Easement (i.e. a nonagricultural use)?
- Would you like to have the flexibility to replace your home without farmland preservation program approvals?
- Perhaps you are entertaining the idea of operating a Bed & Breakfast in the main farmhouse someday?

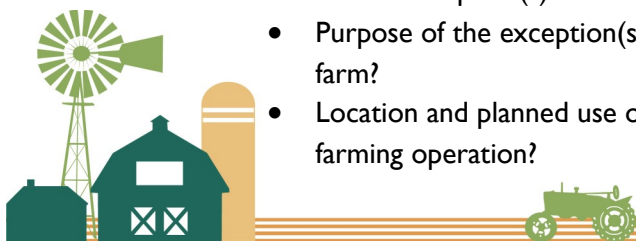
These are just a few common reasons why landowners choose to take exception areas. If your plans for future uses of the premises include any nonagricultural production based activity you should consider an exception area.

Although nonagricultural uses existing and recognized at the time of preservation are allowed, did you know they cannot be expanded in the future unless they are within an exception area?

Locating an Exception Area

It is very important to consider the number, size and location of exception areas. Exception area requests which negatively impact the farm or are found to allow excessive housing around the agricultural operation may not be approved. Therefore, balancing landowners' needs with a sensitivity to the agricultural operation, now and into the future, is important. The SADC considers the following in evaluating exceptions:

- Number of exceptions requested – is it excessive?
- Size of exception(s) – is it a very large area of the farm?
- Purpose of the exception(s) – will future uses negatively impact the farm?
- Location and planned use of the exception area – sensitive to the farming operation?



NEW JERSEY
State Agriculture Development Committee
P.O. Box 330
Trenton, NJ 08625-0330

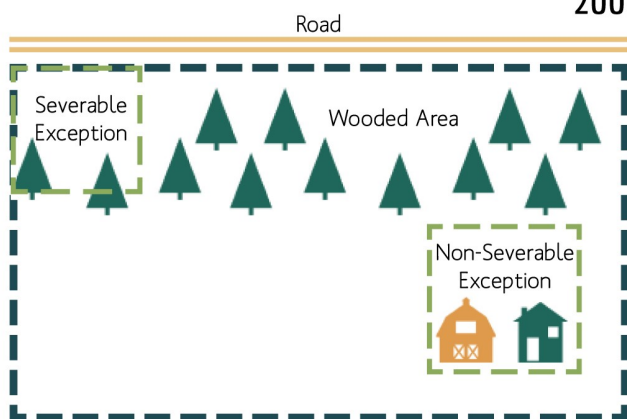
phone: 609-984-2504
fax: 609-633-2004
email: sadc@ag.nj.gov
web: www.nj.gov/agriculture/sadc

Exception Areas

Locating an Exception Area continued...

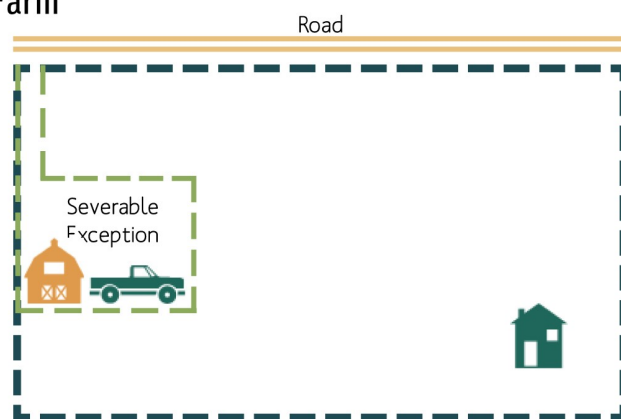
If you are requesting an exception for a future housing opportunity, you are strongly encouraged to thoroughly explore the feasibility of that location including septic suitability, ability to obtain water, road access, wetlands, wetland buffers and special regulations that may apply in your area, such as the Highlands or Pinelands. If the access to an exception area is used exclusively for nonagricultural purposes, the access must also be included in the exception area. Residential use is not considered a nonagricultural purpose, so, if the exception is being used for a residential use the driveway does not have to be included within the exception area. Remember - you must make decisions about exceptions at the time of application, prior to appraisals being conducted. If you change your mind during the preservation process, this could result in delays in processing your application.

Sample Exception Area Layouts 200 Acre Farm



Example #1

A 200 acre farm with a non-severable exception around an existing barn and house and a severable exception along the road for the landowner's child to subdivide and own separate from the farm.



Example #2

A farm with a severable exception around a nonagricultural use and driveway, and a house on the farm outside of an exception area.



NEW JERSEY
State Agriculture Development Committee
P.O. Box 330
Trenton, NJ 08625-0330

phone: 609-984-2504
fax: 609-633-2004
email: sadc@ag.nj.gov
web: www.nj.gov/agriculture/sadc

Exception Areas

Acknowledgement of Receipt

By signing below, I acknowledge receipt of this guidance document.

_____	_____
Print Name	Signature/Date
_____	_____
Print Name	Signature/Date
_____	_____
Print Name	Signature/Date

_____	_____	_____	_____	_____
Block	Lot	Township	County	SADC ID#



NEW JERSEY
State Agriculture Development Committee
P.O. Box 330
Trenton, NJ 08625-0330

phone: 609-984-2504
fax: 609-633-2004
email: sadc@ag.nj.gov
web: www.nj.gov/agriculture/sadc