



Agenda Date: 8/19/15
Agenda Item: 2H

STATE OF NEW JERSEY
Board of Public Utilities
44 South Clinton Avenue, 9th Floor
Post Office Box 350
Trenton, New Jersey 08625-0350
www.nj.gov/bpu/

ENERGY

IN THE MATTER OF THE PETITION OF PIVOTAL)
UTILITY HOLDINGS, INC. D/B/A/ ELIZABETHTOWN)
GAS TO REVISE ITS ENERGY EFFICIENCY)
PROGRAM RIDER RATE) ORDER ADOPTING
STIPULATION
DOCKET NO. GR14091073

Parties of Record:

Deborah M. Franco, Esq., Elizabethtown Gas Company
Stefanie A. Brand, Esq., Director, New Jersey Division of Rate Counsel

BY THE BOARD:¹

By this Order, the New Jersey Board of Public Utilities (“Board” or “BPU”) is considering a Stipulation (“Stipulation”) signed by Pivotal Utility Holdings, Inc. d/b/a Elizabethtown Gas Company (“Elizabethtown” or “Company”), the Staff of the Board (“Board Staff”), and the New Jersey Division of Rate Counsel (“Rate Counsel”) (collectively, “the Parties”) which resolves all issues in Elizabethtown’s request to revise its Energy Efficiency Program Rider Rate.

On September 29, 2014, Elizabethtown filed a petition with the Board, which was assigned BPU Docket No. GR14091073, requesting to increase its then current Energy Efficiency Program (“EEP”) rate of \$0.0042 per therm to \$0.0098 per therm inclusive of all applicable taxes effective December 1, 2014 (“2014 Petition”). The current EEP rate of \$0.0088 per therm inclusive of all applicable taxes was made effective December 1, 2014 pursuant to the Board’s November 21, 2014 Order in BPU Docket No. GR13090874.² The EEP rate enables Elizabethtown to recover the costs associated with Elizabethtown’s EEPs approved by the Board. The Company’s EEPs consist of a range of rebates and related offers -- including, for example, various customer education and outreach initiatives, as well as an on-line customer Dashboard -- that are designed to encourage customers to conserve energy and to provide them with information on how to lower their gas bills.

The 2014 Petition sought to reconcile EEP costs and cost recoveries for the period commencing July 1, 2013 through June 30, 2014, and to recover forecast revenues for the period July 1, 2014 through June 30, 2015. As reflected on EEP Schedule TK-4 contained in Appendix A to

¹ Commissioner Upendra J. Chivukula recused himself due to a potential conflict of interest and as such took no part in the discussion or deliberation of this matter.

² I/M/O the Petition of Pivotal Utility Holdings, Inc. d/b/a Elizabethtown Gas Company to Revise Its Energy Efficiency Program Rider Rate, Docket No. GR13090874.

the stipulation described below, actual EEP costs for the period July 1, 2013 through June 30, 2014 amounted to \$852,232.³ As reflected in the 2014 Petition, the rate of \$0.0098 per therm was designed to recover actual and projected allowable recoverable EEP costs of \$3,970,804 through June 30, 2015.

Duly noticed public hearings regarding the 2014 Petition were held on February 18, 2015 in Rahway, New Jersey and on February 26, 2015 in Flemington, New Jersey. No members of the public attended these public hearings.

Elizabethtown, Board Staff, and the Rate Counsel have engaged in discovery and discussed matters at issue in this docket. As a result of those discussions, the Parties have resolved all remaining issues in this proceeding in accordance with the stipulation set forth below.

STIPULATION

On August 4, 2015, the Parties signed a stipulation ("Stipulation") agreeing to the following salient terms:⁴

1. The Effective Date of the Stipulation will be September 1, 2015 subject to the effectiveness of a Board order approving this Stipulation.
2. As of the Effective Date, the Company shall implement an EEP rate of \$0.0054 per therm, inclusive of all applicable taxes, and that rate shall remain in effect until changed by order of the Board. This rate reflects an update for actual costs through March 2015 for the period ending June 30, 2015 and projected costs for the period ending June 30, 2016 as contained in the Company's filing in BPU Docket No. GO15050504. Schedules supporting the EEP rate of \$0.0054 per therm as agreed to in the Stipulation are contained in Appendix B. Upon approval by the Board of the EEP rate reflected in the Stipulation, the Company will propose and file with the Board revised tariff sheets to reflect the EEP rate of \$0.0054 per therm. Draft tariff sheets are attached as Appendix C to the Stipulation reflecting an effective date of September 1, 2015.
3. Future petitions to reconcile the EEP rate will be filed on or about every July 31st.
4. The Stipulation provides for a final resolution in these proceedings. All issues related to Elizabethtown's EEP recoverable costs at issue in this proceeding are resolved.
5. The annual bill impact of the stipulated EEP rate on a typical residential heating customer using 1,000 therms is an annual decrease of \$3.40 from \$983.70 to \$980.30 or 0.3% as compared to the Company's currently effective rates. The proposed rates will decrease Elizabethtown's annual revenues by approximately \$1.4 million based on the Company's most recent therm forecast.
6. Elizabethtown agrees that in order to satisfy the rate impact minimum filing requirements associated with the EEP extension and EEP reconciliation filings, with any such future filings made by Elizabethtown, it will provide the information contained in Appendix D.

³ Appendix A consists of EEP Schedules TK-1 through TK-6 which contain information of the rate and related cost information.

⁴ Although summarized in this Order, should there be any conflict between this summary and the Stipulation, the terms of the Stipulation control, subject to the findings and conclusion in this Order.

DISCUSSION AND FINDINGS

The Board has carefully reviewed the record in this matter. The Board is satisfied that there has been a thorough review of the EEP costs that the Company seeks to recover and **HEREBY FINDS** that the Stipulation represents a fair and reasonable resolution of the issues and is in public interest. The Board **FURTHER FINDS** that: (1) the Parties have voluntarily agreed to the Stipulation; and (2) the Stipulation fully disposes of all issues in controversy and is consistent with the law. Therefore, the Board **HEREBY ADOPTS** the attached Stipulation as its own, incorporating by reference its terms and conditions as if fully set forth herein. The Board **HEREBY DIRECTS** the Parties to comply with the terms and conditions incorporated within the Stipulation.

The Board recognizes that the Stipulation is responsive to and balances the respective needs of both the utility and its customers.

The EEP rate of \$0.0054 per therm shall be effective for service rendered on and after September 1, 2015. The Board **HEREBY FURTHER DIRECTS** the Company to file tariff sheets consistent with the Stipulation and this Order within five (5) business days from the effective date of this Order, September 1, 2015.

The Company's rates will remain subject to the audit by the Board. This Decision and Order shall not preclude the Board from taking any actions deemed to be appropriate as a result of any Board audit.

DATED: 8/19/15


BOARD OF PUBLIC UTILITIES
BY:



RICHARD S. MROZ
PRESIDENT



JOSEPH L. FIORDALISO
COMMISSIONER




MARY-ANNA HOLDEN
COMMISSIONER



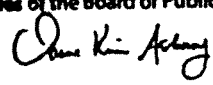
DIANNE SOLOMON
COMMISSIONER

ATTEST:



IRENE KIM ASBURY
SECRETARY

I HEREBY CERTIFY that the within document is a true copy of the original in the files of the Board of Public Utilities



IN THE MATTER OF THE PETITION OF PIVOTAL UTILITY HOLDINGS, INC. D/B/A
ELIZABETHTOWN GAS TO REVISE ITS ENERGY EFFICIENCY PROGRAM RIDER RATE
BPU DOCKET NO. GR14091073

SERVICE LIST

Irene Kim Asbury
Office of the Secretary
Board of Public Utilities
44 South Clinton Avenue, 9th Floor
Post Office Box 350
Trenton, NJ 08625-0350

Jerome May, Director
Division of Energy
Board of Public Utilities
44 South Clinton Avenue, 9th Floor
Post Office Box 350
Trenton, NJ 08625-0350

Alice Bator
Division of Energy
Board of Public Utilities
44 South Clinton Avenue, 9th Floor
Post Office Box 350
Trenton, NJ 08625-0350

Elizabeth Teng
Division of Clean Energy
Board of Public Utilities
44 South Clinton Avenue, 9th Floor
Post Office Box 350
Trenton, NJ 08625-0350

Andrea Reid
Division of Energy
Board of Public Utilities
44 South Clinton Avenue, 9th Floor
Post Office Box 350
Trenton, NJ 08625-0350

Megan Lupo
Counsel's Office
Board of Public Utilities
44 South Clinton Avenue, 9th Floor
Post Office Box 350
Trenton, NJ 08625-0350

John Zarzycki
Division of Energy
Board of Public Utilities
44 South Clinton Avenue, 9th Floor
Post Office Box 350
Trenton, NJ 08625-0350

Alex Moreau, DAG
Department of Law & Public Safety
Division of Law
124 Halsey Street
Post Office Box 45029
Newark, NJ 07101-45029

Stefanie A. Brand, Director
Division of Rate Counsel
140 East Front Street, 4th Floor
Post Office Box 003
Trenton, NJ 08625-0003

Patricia Krogman, DAG
Department of Law & Public Safety
Division of Law
124 Halsey Street
Post Office Box 45029
Newark, NJ 07101-45029

Felicia Thomas-Friel, Esq.
Division of Rate Counsel
140 East Front Street, 4th Floor
Post Office Box 003
Trenton, NJ 08625-0003

Babette Tenzer, DAG
Department of Law & Public Safety
Division of Law
124 Halsey Street
Post Office Box 45029
Newark, NJ 07101-45029

Kurt Lewandowski, Esq.
Division of Rate Counsel
140 East Front Street, 4th Floor
Post Office Box 003
Trenton, NJ 08625-0003

Caroline Vachier, DAG
Department of Law & Public Safety
Division of Law
124 Halsey Street
Post Office Box 45029
Newark, NJ 07101-45029

Mary Patricia Keefe, Esq.
Elizabethtown Gas
300 Connell Drive, Suite 3000
Berkeley Heights, NJ 07922

Deborah Franco, Esq.
Cullen and Dykman
Garden City Center
100 Quentin Roosevelt Blvd.
Garden City, NY 11530

Kenneth Maloney, Esq.
Cullen and Dykman
1101 14th Street NW, Suite 550
Washington, DC 20005

Thomas Kaufmann
Elizabethtown Gas
300 Connell Drive, Suite 3000
Berkeley Heights, NJ 07922

PIVOTAL UTILITY HOLDINGS, INC. d/b/a ELIZABETHTOWN GAS

ENERGY EFFICIENCY PROGRAM ("EEP")

CALCULATION OF THE EEP RATE

October 1, 2014 through September 30, 2015
RECOVERY YEAR - 2015

1	Prior Year Balance - (Sch. TK-2)		\$1,687,666	
	<u>Actual Amounts Through:</u>	June 30, 2014		
2	Current Year O& M Costs (Sch. TK-2)		\$462,362	
3	Current Year Revenue Requirements (Sch. TK-2)		\$1,262,158	
4	Current Year Recoveries (Sch. TK-2)		(\$1,120,717)	
5	Current Year Carrying Costs (Sch. TK-2)		<u>\$4,370</u>	
6	Proforma Current Year TK-2 Ending Balance (Sum L1-L5)		\$2,295,839	
7	<u>Projected Recoverables :</u>	June 30, 2015		
	- Revenue Requirements (Sch. TK-3)		\$1,140,145	
	- O&M Costs (Sch. TK-4)		<u>\$534,820</u>	<u>\$1,674,965</u>
8	Total Proposed Recoveries (L6+L7)		\$3,970,804	
9	<u>12 Month Projected Normalized Sales and Services:</u>			
	- Residential		220,519,700	
	- Commercial		135,979,463	
	- Industrial		73,886,247	
	- Street /Yard Lights		28,800	
	- Cogeneration		0	430,414,210 therms
10	EEP Rate, before taxes and assessment (L8/L9)		\$0.0092	/therm
11	BPU & RC Assessment Factors		<u>1.0028</u>	
12	EEP Rate, before taxes (L10*L11)		\$0.0092	
13	Sales & Use Tax @	7.00%	<u>\$0.0006</u>	
14	EEP Rate (L12+L13)		<u><u>\$0.0098</u></u>	/therm

EEP Schedule
TK-2

PIVOTAL UTILITY HOLDINGS, INC. d/b/a ELIZABETHTOWN GAS
ENERGY EFFICIENCY PROGRAM ("EEP")

Carrying Costs

a	b	c	d	e	f=b+c+d+e	g=(b+f)/2	h	i=q*h/12	j=f+ cum of i
Beginning Balance	Revenue Requirement TK-3	O&M TK-4	Recoveries TK-5	Ending Balance	Average Balance	Interest Rate TK-6	Carrying Cost	Ending Balance plus Cum. (O)/U Carrying Cost	
Beginning Balance									
Aug-09	\$0	\$10	\$8,706	\$61,140	(\$52,424)	(\$26,212)	0.49%	(\$11)	(\$52,435)
Sep-09	(\$52,424)	\$1,396	\$13,297	\$89,133	(\$126,864)	(\$89,644)	0.47%	(\$35)	(\$126,910)
Oct-09	(\$126,864)	\$13,475	\$40,569	\$130,405	(\$203,225)	(\$165,045)	0.41%	(\$56)	(\$203,327)
Nov-09	(\$203,225)	\$15,083	\$27,604	\$209,425	(\$369,963)	(\$286,594)	0.33%	(\$79)	(\$370,144)
Dec-09	(\$369,963)	\$15,137	\$62,504	\$340,002	(\$632,324)	(\$501,144)	0.31%	(\$129)	(\$632,634)
Jan-10	(\$632,324)	\$15,718	\$137,056	\$538,305	(\$1,017,855)	(\$825,090)	0.31%	(\$213)	(\$1,018,378)
Feb-10	(\$1,017,855)	\$16,254	\$48,017	\$506,821	(\$1,460,405)	(\$1,239,130)	0.34%	(\$351)	(\$1,461,279)
Mar-10	(\$1,460,405)	\$17,824	\$47,276	\$407,083	(\$1,802,388)	(\$1,631,397)	0.38%	(\$517)	(\$1,803,779)
Apr-10	(\$1,802,388)	\$18,521	\$60,333	\$408,577	(\$2,132,111)	(\$1,967,250)	0.67%	(\$1,098)	(\$2,134,600)
May-10	(\$2,132,111)	\$19,580	\$54,401	\$169,421	(\$2,227,551)	(\$2,179,831)	0.66%	(\$1,199)	(\$2,231,239)
Jun-10	(\$2,227,551)	\$20,490	\$22,376	\$131,572	(\$2,316,257)	(\$2,271,904)	0.35%	(\$663)	(\$2,320,608)
2010 Recovery Year		\$153,488	\$522,139	\$2,991,884				(\$4,351)	
* Projected									
Jul-10	(\$2,320,608)	\$22,043	\$56,880	\$126,726	(\$2,368,411)	(\$2,344,510)	0.35%	(\$684)	(\$2,369,095)
Aug-10	(\$2,368,411)	\$23,028	\$130,408	\$116,299	(\$2,331,274)	(\$2,349,843)	0.32%	(\$627)	(\$2,332,585)
Sep-10	(\$2,331,274)	\$25,439	\$80,078	\$113,707	(\$2,339,464)	(\$2,335,369)	0.30%	(\$584)	(\$2,341,359)
Oct-10	(\$2,339,464)	\$28,326	\$88,429	\$136,686	(\$2,359,395)	(\$2,349,430)	0.30%	(\$587)	(\$2,361,877)
Nov-10	(\$2,359,395)	\$32,287	\$122,538	\$240,742	(\$2,445,312)	(\$2,402,354)	0.30%	(\$601)	(\$2,448,395)
Dec-10	(\$2,445,312)	\$35,433	\$175,175	\$439,091	(\$2,673,795)	(\$2,559,554)	0.30%	(\$640)	(\$2,677,518)
Jan-11	(\$2,673,795)	\$43,067	\$27,045	\$577,208	(\$3,180,891)	(\$2,927,343)	0.29%	(\$707)	(\$3,185,321)
Feb-11	(\$3,180,891)	\$45,383	\$78,660	\$301,886	(\$3,358,734)	(\$3,269,813)	0.29%	(\$790)	(\$3,363,954)
Mar-11	(\$3,358,734)	\$48,794	\$68,419	\$4,887	(\$3,246,408)	(\$3,302,571)	0.54%	(\$1,486)	(\$3,253,114)
Apr-11	(\$3,246,408)	\$51,888	\$162,484	\$4,604	(\$3,036,640)	(\$3,141,524)	0.00%	\$0	(\$3,043,346)
May-11	(\$3,036,640)	\$56,262	\$150,777	(\$508)	(\$2,829,093)	(\$2,932,867)	0.19%	(\$464)	(\$2,836,263)
Jun-11	(\$2,829,093)	\$58,722	\$173,929	\$413	(\$2,596,855)	(\$2,712,974)	0.18%	(\$407)	(\$2,604,432)
2011 Recovery Year		\$470,672	\$1,314,822	\$2,061,741				(\$7,577)	
* Projected									
Jul-11	(\$2,604,432)	\$62,500	\$181,976	\$887	(\$2,360,843)	(\$2,482,638)	0.20%	(\$414)	(\$2,361,257)
Aug-11	(\$2,360,843)	\$67,971	\$100,753	\$298	(\$2,192,417)	(\$2,276,630)	0.20%	(\$379)	(\$2,193,210)
Sep-11	(\$2,192,417)	\$73,398	\$65,763	\$423	(\$2,053,679)	(\$2,123,048)	0.00%	\$0	(\$2,054,472)
Oct-11	(\$2,053,679)	\$78,932	\$183,180	\$348	(\$1,791,915)	(\$1,922,797)	0.00%	\$0	(\$1,792,708)
Nov-11	(\$1,791,915)	\$73,285	\$160,096	\$623	(\$1,559,157)	(\$1,675,536)	0.28%	(\$391)	(\$1,560,341)
Dec-11	(\$1,559,157)	\$76,965	\$231,018	\$33	(\$1,251,207)	(\$1,405,182)	0.34%	(\$398)	(\$1,252,789)
Jan-12	(\$1,251,207)	\$83,738	\$98,310	\$379	(\$1,069,538)	(\$1,160,373)	0.33%	(\$319)	(\$1,071,439)
Feb-12	(\$1,069,538)	\$90,157	\$184,277	\$201	(\$795,305)	(\$932,422)	0.30%	(\$233)	(\$797,439)
Mar-12	(\$795,305)	\$96,320	\$181,438	\$304	(\$517,851)	(\$656,578)	0.28%	(\$153)	(\$520,138)
Apr-12	(\$517,851)	\$101,150	\$94,157	\$688	(\$323,232)	(\$420,542)	0.28%	(\$98)	(\$325,617)
May-12	(\$323,232)	\$106,654	\$93,195	\$60	(\$123,443)	(\$223,338)	0.28%	(\$52)	(\$125,880)
Jun-12	(\$123,443)	\$107,844	\$26,994	\$172	\$11,223	(\$56,110)	0.28%	(\$13)	\$8,773
2012 Recovery Year		\$1,018,914	\$1,601,157	\$4,416				(\$2,450)	
* Projected									

EEP Schedule
TK-2

PIVOTAL UTILITY HOLDINGS, INC. d/b/a ELIZABETHTOWN GAS
ENERGY EFFICIENCY PROGRAM ("EEP")

Carrying Costs

a	Beginning Balance b	Revenue Requirement TK-3 c	O&M TK-4 d	Recoveries TK-5 e	Ending Balance f=b+c+d-e	Average Balance g=(b+f)/2	Interest Rate TK-6 h	Carrying Cost i=g*h/12	Ending Balance plus Cum. (O)/U Carrying Cost j=f+i cum of i
Jul-12	\$8,773	\$107,674	\$25,873	\$79	\$142,241	\$75,507	0.29%	\$18	\$142,259
Aug-12	\$142,241	\$108,483	\$17,645	\$87	\$268,282	\$205,262	0.29%	\$50	\$268,350
Sep-12	\$268,282	\$108,453	\$17,616	\$68	\$394,283	\$331,283	0.30%	\$83	\$394,434
Oct-12	\$394,283	\$109,496	\$28,129	\$53	\$531,855	\$463,069	0.30%	\$116	\$532,122
Nov-12	\$531,855	\$109,765	\$24,369	(\$18)	\$666,007	\$598,931	0.30%	\$150	\$666,424
Dec-12	\$666,007	\$110,233	\$61,968	\$5	\$838,203	\$752,105	0.30%	\$188	\$838,808
Jan-13	\$838,203	\$110,092	\$9,886	\$136	\$958,045	\$898,124	0.30%	\$225	\$958,875
Feb-13	\$958,045	\$110,538	\$45,728	\$397	\$1,113,914	\$1,035,980	0.30%	\$259	\$1,115,003
Mar-13	\$1,113,914	\$111,559	\$20,225	(\$28)	\$1,245,726	\$1,179,820	0.28%	\$275	\$1,247,090
Apr-13	\$1,245,726	\$113,898	\$52,786	\$85	\$1,412,325	\$1,329,026	0.25%	\$277	\$1,413,966
May-13	\$1,412,325	\$114,444	\$20,896	(\$45)	\$1,547,710	\$1,480,018	0.24%	\$296	\$1,549,647
Jun-13	\$1,547,710	\$114,802	\$22,932	(\$2)	\$1,685,446	\$1,616,578	0.21%	\$283	\$1,687,666
2013 Recovery Year		\$1,329,437	\$348,053	\$817				\$2,220	
* Projected									
Jul-13	\$1,687,666	\$115,255	\$19,915	\$5	\$1,822,831	\$1,755,249	0.21%	\$307	\$1,823,138
Aug-13	\$1,822,831	\$115,637	\$10,125	\$7	\$1,948,586	\$1,885,709	0.20%	\$314	\$1,949,207
Sep-13	\$1,948,586	\$112,993	\$25,080	\$53	\$2,086,606	\$2,017,596	0.21%	\$353	\$2,087,580
Oct-13	\$2,086,606	\$102,640	\$12,054	(\$15)	\$2,201,315	\$2,143,961	0.22%	\$393	\$2,202,682
Nov-13	\$2,201,315	\$102,876	\$51,173	\$0	\$2,355,364	\$2,278,340	0.21%	\$399	\$2,357,130
Dec-13	\$2,355,364	\$102,698	\$32,710	\$3	\$2,490,769	\$2,423,067	0.21%	\$424	\$2,492,959
Jan-14	\$2,490,769	\$102,719	\$86,716	\$145,595	\$2,534,609	\$2,512,689	0.20%	\$419	\$2,537,218
Feb-14	\$2,534,609	\$102,791	\$49,011	\$321,203	\$2,365,208	\$2,449,909	0.20%	\$408	\$2,368,225
Mar-14	\$2,365,208	\$101,066	\$54,349	\$289,915	\$2,230,708	\$2,297,958	0.21%	\$402	\$2,234,127
Apr-14	\$2,230,708	\$101,422	\$81,132	\$191,983	\$2,221,279	\$2,225,994	0.22%	\$408	\$2,225,106
May-14	\$2,221,279	\$101,134	\$13,859	\$105,685	\$2,230,587	\$2,225,933	0.14%	\$260	\$2,234,674
Jun-14	\$2,230,587	\$100,927	\$26,238	\$66,283	\$2,291,469	\$2,261,028	0.15%	\$283	\$2,295,839
2014 Recovery Year		\$1,262,158	\$462,362	\$1,120,717				\$4,370	
* Projected									
Jul-14	\$2,295,839	\$100,971	\$50,235	\$51,588	\$2,395,457	\$2,345,648	0.15%	\$293	\$2,395,750
Aug-14	\$2,395,457	\$101,683	\$36,735	\$52,233	\$2,481,642	\$2,438,550	0.15%	\$305	\$2,482,240
Sep-14	\$2,481,642	\$101,061	\$36,735	\$51,454	\$2,567,984	\$2,524,813	0.15%	\$316	\$2,568,898
Oct-14	\$2,567,984	\$100,173	\$50,235	\$72,844	\$2,645,548	\$2,606,766	0.15%	\$326	\$2,646,788
Nov-14	\$2,645,548	\$98,356	\$36,735	\$124,963	\$2,655,676	\$2,650,612	0.15%	\$331	\$2,657,247
Dec-14	\$2,655,676	\$97,359	\$36,735	\$332,130	\$2,457,640	\$2,556,658	0.15%	\$320	\$2,459,531
Jan-15	\$2,457,640	\$92,299	\$70,235	\$653,888	\$1,966,286	\$2,211,963	0.15%	\$276	\$1,968,453
Feb-15	\$1,966,286	\$92,403	\$36,735	\$690,968	\$1,404,456	\$1,685,371	0.15%	\$211	\$1,406,834
Mar-15	\$1,404,456	\$90,926	\$36,735	\$580,108	\$952,009	\$1,178,233	0.15%	\$147	\$954,534
Apr-15	\$952,009	\$89,913	\$70,235	\$377,713	\$734,444	\$843,227	0.15%	\$105	\$737,074
May-15	\$734,444	\$87,693	\$36,735	\$224,702	\$634,170	\$684,307	0.15%	\$86	\$636,886
Jun-15	\$634,170	\$87,308	\$36,735	\$136,546	\$621,667	\$627,919	0.15%	\$78	\$624,461
2015 Recovery Year		\$1,140,145	\$534,820	\$3,349,137				\$2,794	
* Projected									

EEP Schedule
TK-2

PIVOTAL UTILITY HOLDINGS, INC. d/b/a ELIZABETHTOWN GAS
ENERGY EFFICIENCY PROGRAM ("EEP")

Carrying Costs

		Revenue Requirement	O&M	Recoveries	Ending Balance	Average Balance	Interest Rate	Carrying Cost	Ending Balance plus Cum. (O)/U Carrying Cost
a	b	TK-3	TK-4	TK-5	f=b+c+d-e	g=(b+f)2	h	i=g*h/12	j=f+ cum of i
Jul-15	*	\$624,461	\$85,539	\$50,235	\$121,696	\$638,539	0.15%	\$79	\$638,618
Aug-15	*	\$638,539	\$82,432	\$36,735	\$123,215	\$634,491	0.15%	\$80	\$634,650
Sep-15	*	\$634,491	\$77,739	\$0	\$121,380	\$590,850	0.15%	\$77	\$591,086
Oct-15	*	\$590,850	\$72,747	\$0	\$119,540	\$544,057	0.15%	\$71	\$544,364
Nov-15	*	\$544,057	\$77,637	\$0	\$112,146	\$509,548	0.15%	\$66	\$509,921
Dec-15	*	\$509,548	\$73,135	\$0	\$176,129	\$406,554	0.15%	\$57	\$406,984
Jan-16	*	\$406,554	\$67,007	\$0	\$248,800	\$224,800	0.15%	\$39	\$225,269
Feb-16	*	\$224,800	\$61,384	\$0	\$262,868	\$23,316	0.15%	\$16	\$23,801
Mar-16	*	\$23,316	\$55,931	\$0	\$220,693	(\$141,446)	0.15%	(\$7)	(\$140,968)
Apr-16	*	(\$141,446)	\$51,552	\$0	\$143,695	(\$233,589)	0.15%	(\$23)	(\$233,134)
May-16	*	(\$233,589)	\$46,378	\$0	\$85,485	(\$272,696)	0.15%	(\$32)	(\$272,273)
Jun-16	*	(\$272,696)	\$45,263	\$0	\$51,946	(\$279,379)	0.15%	(\$35)	(\$278,991)
2016 Recovery Year		\$796,744	\$86,970	\$1,787,554				\$388	
* Projected									
Jul-16	*	(\$278,991)	\$44,882	\$0	\$46,298	(\$280,407)	0.15%	(\$35)	(\$280,442)
Aug-16	*	(\$280,407)	\$43,551	\$0	\$46,875	(\$283,731)	0.15%	(\$35)	(\$283,801)
Sep-16	*	(\$283,731)	\$43,073	\$0	\$46,176	(\$286,834)	0.15%	(\$36)	(\$286,940)
Oct-16	*	(\$286,834)	\$41,548	\$0	\$37,357	(\$282,643)	0.15%	(\$36)	(\$282,785)
Nov-16	*	(\$282,643)	\$40,828	\$0	\$12,818	(\$254,633)	0.15%	(\$34)	(\$254,809)
Dec-16	*	(\$254,633)	\$39,839	\$0	\$20,129	(\$234,923)	0.15%	(\$31)	(\$235,130)
Jan-17	*	(\$234,923)	\$39,421	\$0	\$28,430	(\$223,932)	0.15%	(\$29)	(\$224,168)
Feb-17	*	(\$223,932)	\$38,417	\$0	\$30,042	(\$215,557)	0.15%	(\$27)	(\$215,820)
Mar-17	*	(\$215,557)	\$36,973	\$0	\$25,222	(\$203,806)	0.15%	(\$26)	(\$204,095)
Apr-17	*	(\$203,806)	\$34,416	\$0	\$16,423	(\$185,813)	0.15%	(\$24)	(\$186,126)
May-17	*	(\$185,813)	\$33,573	\$0	\$9,770	(\$162,010)	0.15%	(\$22)	(\$162,345)
Jun-17	*	(\$162,010)	\$32,700	\$0	\$5,938	(\$135,248)	0.15%	(\$19)	(\$135,602)
2017 Recovery Year		\$469,221	\$0	\$325,478				(\$354)	
* Projected									
Jul-17	*	(\$135,602)	\$31,745	\$0	\$5,292	(\$109,149)	0.15%	(\$15)	(\$122,391)
Aug-17	*	(\$109,149)	\$30,857	\$0	\$5,357	(\$83,649)	0.15%	(\$12)	(\$96,426)
Sep-17	*	(\$83,649)	\$30,308	\$0	\$5,277	(\$58,618)	0.15%	(\$9)	(\$71,170)
Oct-17	*	(\$58,618)	\$29,674	\$0	\$9,339	(\$38,283)	0.15%	(\$6)	(\$48,493)
Nov-17	*	(\$38,283)	\$28,811	\$0	\$16,021	(\$25,493)	0.15%	(\$4)	(\$31,934)
Dec-17	*	(\$25,493)	\$28,390	\$0	\$25,162	(\$22,265)	0.15%	(\$3)	(\$23,928)
Jan-18	*	(\$22,265)	\$27,316	\$0	\$35,538	(\$30,487)	0.15%	(\$3)	(\$26,428)
Feb-18	*	(\$30,487)	\$26,408	\$0	\$37,552	(\$41,631)	0.15%	(\$5)	(\$36,116)
Mar-18	*	(\$41,631)	\$26,259	\$0	\$31,527	(\$46,899)	0.15%	(\$6)	(\$44,328)
Apr-18	*	(\$46,899)	\$24,956	\$0	\$20,527	(\$42,470)	0.15%	(\$6)	(\$44,754)
May-18	*	(\$42,470)	\$23,973	\$0	\$12,212	(\$30,709)	0.15%	(\$5)	(\$36,664)
Jun-18	*	(\$30,709)	\$23,045	\$0	\$7,421	(\$15,085)	0.15%	(\$3)	(\$22,974)
2018 Recovery Year		\$331,742	\$0	\$211,225				(\$77)	
* Projected									
Jul-18	*	(\$22,974)	\$21,349	\$0	\$6,614	(\$8,239)	0.15%	(\$2)	(\$8,241)
Aug-18	*	(\$8,239)	\$19,660	\$0	\$6,697	\$4,724	0.15%	\$0	\$4,722
Sep-18	*	\$4,724	\$17,979	\$0	\$6,596	\$16,107	0.15%	\$1	\$16,106
Oct-18	*	\$16,107	\$16,302	\$0	\$7,471	\$24,938	0.15%	\$3	\$24,940
Nov-18	*	\$24,938	\$14,636	\$0	\$9,613	\$29,961	0.15%	\$3	\$29,966

EEP Schedule
TK-2

PIVOTAL UTILITY HOLDINGS, INC. d/b/a ELIZABETHTOWN GAS
ENERGY EFFICIENCY PROGRAM ("EEP")

Carrying Costs

		Beginning	Revenue	O&M	Recoveries	Ending	Average	Interest Rate	Carrying	Ending Balance
		Balance	Requirement	TK-4	TK-5	Balance	Balance	TK-6	Cost	plus Cum. (O)/U
a		b	TK-3	d	e	f=b+c+d-e	g=(b+f)/2	h	i=g*h/12	j=f+ cum of i
Dec-18	*	\$29,961	\$12,978	\$0	\$15,097	\$27,842	\$28,902	0.15%	\$4	\$27,851
Jan-19	*	\$27,842	\$11,328	\$0	\$21,323	\$17,847	\$22,845	0.15%	\$3	\$17,859
Feb-19	*	\$17,847	\$9,684	\$0	\$22,532	\$4,999	\$11,423	0.15%	\$1	\$5,012
Mar-19	*	\$4,999	\$8,049	\$0	\$18,916	(\$5,868)	(\$435)	0.15%	\$0	(\$5,855)
Apr-19	*	(\$5,868)	\$6,418	\$0	\$12,317	(\$11,767)	(\$8,818)	0.15%	(\$1)	(\$11,755)
May-19	*	(\$11,767)	\$4,809	\$0	\$7,328	(\$14,286)	(\$13,027)	0.15%	(\$2)	(\$14,276)
Jun-19	*	(\$14,286)	\$3,194	\$0	\$4,453	(\$15,545)	(\$14,916)	0.15%	(\$2)	(\$15,537)
2019 Recovery Year			\$146,386	\$0	\$138,957				\$8	
* Projected										
Jul-19	*	(\$15,537)	\$1,587	\$0	\$3,969	(\$17,919)	(\$16,728)	0.15%	(\$2)	(\$17,905)
Aug-19	*	(\$17,919)	(\$13)	\$0	\$4,018	(\$21,950)	(\$19,935)	0.15%	(\$2)	(\$21,938)
Sep-19	*	(\$21,950)	\$0	\$0	\$3,958	(\$25,908)	(\$23,929)	0.00%	\$0	(\$25,896)
Oct-19	*	(\$25,908)	\$0	\$0	\$3,735	(\$29,643)	(\$27,776)	0.00%	\$0	(\$29,631)
Nov-19	*	(\$29,643)	\$0	\$0	\$0	(\$29,643)	(\$29,643)	0.00%	\$0	(\$29,631)
Dec-19	*	(\$29,643)	\$0	\$0	\$0	(\$29,643)	(\$29,643)	0.00%	\$0	(\$29,631)
Jan-20	*	(\$29,643)	\$0	\$0	\$0	(\$29,643)	(\$29,643)	0.00%	\$0	(\$29,631)
Feb-20	*	(\$29,643)	\$0	\$0	\$0	(\$29,643)	(\$29,643)	0.00%	\$0	(\$29,631)
Mar-20	*	(\$29,643)	\$0	\$0	\$0	(\$29,643)	(\$29,643)	0.00%	\$0	(\$29,631)
Apr-20	*	(\$29,643)	\$0	\$0	\$0	(\$29,643)	(\$29,643)	0.00%	\$0	(\$29,631)
May-20	*	(\$29,643)	\$0	\$0	\$0	(\$29,643)	(\$29,643)	0.00%	\$0	(\$29,631)
Jun-20	*	(\$29,643)	\$0	\$0	\$0	(\$29,643)	(\$29,643)	0.00%	\$0	(\$29,631)
2020 Recovery Year			\$1,574	\$0	\$15,680				(\$4)	
* Projected										

PIVOTAL UTILITY HOLDINGS, INC. d/b/a ELIZABETHTOWN GAS
ENERGY EFFICIENCY PROGRAM ("EEP")

EEP Schedule
TK-3

Monthly Recoverable Investment
Program Expenditures - Amortized Over Four Years

	Amortizable Expenditures TK-4	Cumulative Expenditures	Average Expenditures	Amort. Months	Monthly Amortization	Accum. Amort.	Accum. Deferred Income Tax	Earnings / Rate Base	Average Rate Base	Wtd. Avg. Cost of Capital (1) After-tax	Revenue Factor	Monthly Return on Rate Base	Monthly Revenue Requirement	YTD ending June
a	b	c	d	e	f	g	h	i=c-g-h	i	k	l	m=(j) *k ¹² /12	n=m+f	
Begin Balance		\$0				\$0		\$0						
Aug-09	\$415	\$415	\$208	48	\$9	\$9	\$167	\$239	\$120	6.87%	1.71702	\$1	\$10	
Sep-09	\$58,552	\$58,967	\$29,691	48	\$1,228	\$1,237	\$23,715	\$34,015	\$17,127	6.87%	1.71702	\$168	\$1,396	
Oct-09	\$503,469	\$562,436	\$310,702	48	\$11,717	\$12,954	\$225,727	\$323,755	\$178,885	6.87%	1.71702	\$1,758	\$13,475	
Nov-09	\$9,154	\$571,590	\$567,013	48	\$11,908	\$24,862	\$224,596	\$322,132	\$322,944	6.87%	1.71702	\$3,175	\$15,083	
Dec-09	\$6,648	\$578,238	\$574,914	48	\$12,047	\$36,909	\$222,378	\$318,951	\$320,542	6.71%	1.72388	\$3,090	\$15,137	
Jan-10	\$29,746	\$607,984	\$593,111	48	\$12,666	\$49,575	\$229,394	\$329,015	\$323,983	6.53%	1.73120	\$3,052	\$15,718	
Feb-10	\$22,212	\$630,196	\$619,090	48	\$13,129	\$62,704	\$233,125	\$334,367	\$331,691	6.53%	1.73120	\$3,125	\$16,254	
Mar-10	\$67,165	\$697,361	\$663,779	48	\$14,528	\$77,232	\$254,749	\$365,380	\$349,874	6.53%	1.73120	\$3,296	\$17,824	
Apr-10	\$25,100	\$722,461	\$709,911	48	\$15,051	\$92,283	\$258,877	\$371,301	\$368,341	6.53%	1.73120	\$3,470	\$18,521	
May-10	\$45,518	\$767,979	\$745,220	48	\$16,000	\$108,283	\$271,003	\$388,693	\$379,997	6.53%	1.73120	\$3,580	\$19,580	11 mos.
Jun-10	\$37,061	\$805,040	\$786,510	48	\$16,772	\$125,055	\$279,338	\$400,647	\$394,670	6.53%	1.73120	\$3,718	\$20,490	\$153,488
Jul-10	\$66,161	\$871,201	\$838,121	48	\$18,150	\$143,205	\$298,950	\$429,046	\$414,847	6.53%	1.72431	\$3,893	\$22,043	
Aug-10	\$38,308	\$909,509	\$890,355	48	\$18,948	\$162,153	\$306,859	\$440,497	\$434,772	6.53%	1.72431	\$4,080	\$23,028	
Sep-10	\$102,354	\$1,011,863	\$960,686	48	\$21,080	\$183,233	\$340,059	\$488,571	\$464,534	6.53%	1.72431	\$4,359	\$25,439	
Oct-10	\$115,476	\$1,127,339	\$1,069,601	48	\$23,486	\$206,719	\$377,637	\$542,983	\$515,777	6.53%	1.72431	\$4,840	\$28,326	
Nov-10	\$160,103	\$1,287,442	\$1,207,391	48	\$26,822	\$233,541	\$432,082	\$621,819	\$582,401	6.53%	1.72431	\$5,465	\$32,287	
Dec-10	\$121,085	\$1,408,527	\$1,347,985	48	\$29,344	\$262,885	\$469,558	\$676,084	\$648,952	6.53%	1.72431	\$6,089	\$35,433	
Jan-11	\$316,793	\$1,725,320	\$1,566,924	48	\$35,944	\$298,829	\$584,285	\$842,206	\$759,145	6.53%	1.72431	\$7,123	\$43,067	
Feb-11	\$69,466	\$1,794,786	\$1,760,053	48	\$37,391	\$336,220	\$597,387	\$861,179	\$851,693	6.53%	1.72431	\$7,992	\$45,383	
Mar-11	\$145,466	\$1,940,252	\$1,867,519	48	\$40,422	\$376,642	\$640,298	\$923,312	\$892,246	6.53%	1.72431	\$8,372	\$48,794	
Apr-11	\$123,753	\$2,064,005	\$2,002,129	48	\$43,000	\$419,642	\$673,285	\$971,078	\$947,195	6.53%	1.72431	\$8,888	\$51,888	
May-11	\$181,299	\$2,245,304	\$2,154,655	48	\$46,777	\$466,419	\$728,238	\$1,050,647	\$1,010,863	6.53%	1.72431	\$9,485	\$56,262	
Jun-11	\$94,109	\$2,339,413	\$2,292,359	48	\$48,738	\$515,157	\$746,772	\$1,077,484	\$1,064,066	6.53%	1.72431	\$9,984	\$58,722	\$470,672
Jul-11	\$160,805	\$2,500,218	\$2,419,816	48	\$52,088	\$567,245	\$791,183	\$1,141,790	\$1,109,637	6.53%	1.72431	\$10,412	\$62,500	
Aug-11	\$225,652	\$2,725,870	\$2,613,044	48	\$56,789	\$624,034	\$860,163	\$1,241,673	\$1,191,732	6.53%	1.72431	\$11,182	\$67,971	
Sep-11	\$217,236	\$2,943,106	\$2,834,488	48	\$61,315	\$685,349	\$923,857	\$1,333,900	\$1,287,787	6.53%	1.72431	\$12,083	\$73,398	
Oct-11	\$223,848	\$3,166,954	\$3,055,030	48	\$65,978	\$751,327	\$988,347	\$1,427,280	\$1,380,590	6.53%	1.72431	\$12,954	\$78,932	
Nov-11	(\$250,636)	\$2,916,318	\$3,041,636	48	\$60,757	\$812,084	\$861,143	\$1,243,091	\$1,335,186	6.53%	1.72431	\$12,528	\$73,285	
Dec-11	\$200,118	\$3,116,436	\$3,016,377	48	\$64,926	\$877,010	\$916,369	\$1,323,057	\$1,283,074	6.53%	1.72431	\$12,039	\$76,965	
Jan-12	\$279,326	\$3,395,762	\$3,256,099	48	\$70,745	\$947,755	\$1,001,574	\$1,446,433	\$1,384,745	6.53%	1.72431	\$12,993	\$83,738	
Feb-12	\$256,311	\$3,652,073	\$3,523,918	48	\$76,085	\$1,023,840	\$1,075,197	\$1,553,036	\$1,499,735	6.53%	1.72431	\$14,072	\$90,157	
Mar-12	\$249,404	\$3,901,477	\$3,776,775	48	\$81,281	\$1,105,121	\$1,143,875	\$1,652,481	\$1,602,759	6.53%	1.72431	\$15,039	\$96,320	
Apr-12	\$198,955	\$4,100,432	\$4,000,955	48	\$85,426	\$1,190,547	\$1,190,252	\$1,719,633	\$1,686,057	6.49%	1.72431	\$15,724	\$101,150	
May-12	\$238,126	\$4,338,558	\$4,219,495	48	\$90,387	\$1,280,934	\$1,250,603	\$1,807,021	\$1,763,327	6.42%	1.72431	\$16,267	\$106,654	
Jun-12	\$43,972	\$4,382,530	\$4,360,544	48	\$91,303	\$1,372,237	\$1,231,269	\$1,779,024	\$1,793,023	6.42%	1.72431	\$16,541	\$107,844	\$1,018,914
Jul-12	\$8,900	\$4,391,430	\$4,386,980	48	\$91,488	\$1,463,725	\$1,197,532	\$1,730,173	\$1,754,599	6.42%	1.72431	\$16,186	\$107,674	
Aug-12	\$54,599	\$4,446,029	\$4,418,730	48	\$92,626	\$1,556,351	\$1,181,998	\$1,707,680	\$1,718,927	6.42%	1.72431	\$15,857	\$108,483	
Sep-12	\$13,890	\$4,459,919	\$4,452,974	48	\$92,915	\$1,649,266	\$1,149,716	\$1,660,937	\$1,684,309	6.42%	1.72431	\$15,538	\$108,453	
Oct-12	\$64,306	\$4,524,225	\$4,492,072	48	\$94,255	\$1,743,521	\$1,137,482	\$1,643,222	\$1,652,080	6.42%	1.72431	\$15,241	\$109,496	
Nov-12	\$25,868	\$4,550,093	\$4,537,159	48	\$94,794	\$1,838,315	\$1,109,326	\$1,602,452	\$1,622,837	6.42%	1.72431	\$14,971	\$109,765	
Dec-12	\$38,951	\$4,589,044	\$4,569,569	48	\$95,605	\$1,933,920	\$1,086,183	\$1,568,941	\$1,585,697	6.42%	1.72431	\$14,628	\$110,233	\$654,104
Jan-13	\$11,653	\$4,600,697	\$4,594,871	48	\$95,848	\$2,029,768	\$1,051,789	\$1,519,140	\$1,544,041	6.42%	1.72431	\$14,244	\$110,092	

PIVOTAL UTILITY HOLDINGS, INC. d/b/a ELIZABETHTOWN GAS
ENERGY EFFICIENCY PROGRAM ("EEP")

EEP Schedule
TK-3

Monthly Recoverable Investment
Program Expenditures - Amortized Over Four Years

a	Amortizable Expenditures TK-4 b	Cumulative Expenditures c	Average Expenditures d	Amort. Months e	Monthly Amortization f	Accum. Amort. g	Accum. Deferred Income Tax h	Earnings / Rate Base i=c-g-h	Average Rate Base j	Wtd. Avg. Cost of Capital (1) After-tax k	Revenue Factor l	Monthly	Monthly	YTD ending June
												Return on Rate Base m=(j) *k*/12	Revenue Requirement n=m+f	
Feb-13	\$39,889	\$4,640,586	\$4,620,642	48	\$96,679	\$2,126,447	\$1,028,590	\$1,485,549	\$1,502,345	6.42%	1.72431	\$13,859	\$110,538	
Mar-13	\$61,254	\$4,701,840	\$4,671,213	48	\$97,955	\$2,224,402	\$1,013,598	\$1,463,840	\$1,474,695	6.42%	1.72431	\$13,604	\$111,559	
Apr-13	\$115,134	\$4,816,974	\$4,759,407	48	\$100,354	\$2,324,756	\$1,019,636	\$1,472,582	\$1,468,211	6.42%	1.72431	\$13,544	\$113,898	
May-13	\$33,163	\$4,850,137	\$4,833,556	48	\$101,045	\$2,425,801	\$991,906	\$1,432,430	\$1,452,506	6.42%	1.72431	\$13,399	\$114,444	
Jun-13	\$34,827	\$4,884,964	\$4,867,551	48	\$101,770	\$2,527,571	\$964,560	\$1,392,833	\$1,412,632	6.42%	1.72431	\$13,032	\$114,802	\$1,329,437
Jul-13	\$38,889	\$4,923,853	\$4,904,409	48	\$102,580	\$2,630,151	\$938,542	\$1,355,160	\$1,373,997	6.42%	1.72431	\$12,675	\$115,255	
Aug-13	\$35,900	\$4,959,753	\$4,941,803	48	\$103,320	\$2,733,471	\$911,001	\$1,315,281	\$1,335,221	6.42%	1.72431	\$12,317	\$115,637	
Sep-13	\$19,751	\$4,979,504	\$4,969,629	48	\$102,511	\$2,835,982	\$877,194	\$1,266,328	\$1,290,805	5.68%	1.71565	\$10,482	\$112,993	
Oct-13	\$23,954	\$5,003,458	\$4,991,481	48	\$92,521	\$2,928,503	\$849,184	\$1,225,771	\$1,246,050	5.68%	1.71565	\$10,119	\$102,640	
Nov-13	\$35,053	\$5,038,511	\$5,020,985	48	\$93,061	\$3,021,564	\$825,488	\$1,191,459	\$1,208,615	5.68%	1.71565	\$9,815	\$102,876	
Dec-13	\$13,937	\$5,052,448	\$5,045,480	48	\$93,213	\$3,114,777	\$793,104	\$1,144,567	\$1,168,013	5.68%	1.71565	\$9,485	\$102,698	
Jan-14	\$45,466	\$5,097,914	\$5,075,181	48	\$93,540	\$3,208,317	\$773,465	\$1,116,132	\$1,130,350	5.68%	1.71565	\$9,179	\$102,719	
Feb-14	\$37,678	\$5,135,592	\$5,116,753	48	\$93,862	\$3,302,179	\$750,514	\$1,082,899	\$1,099,516	5.68%	1.71565	\$8,929	\$102,791	
Mar-14	\$1,330	\$5,136,922	\$5,136,257	48	\$92,491	\$3,394,670	\$713,275	\$1,028,977	\$1,055,938	5.68%	1.71565	\$8,575	\$101,066	
Apr-14	\$56,891	\$5,193,813	\$5,165,368	48	\$93,153	\$3,487,823	\$698,462	\$931,528	\$1,018,253	5.68%	1.71565	\$8,269	\$101,422	
May-14	\$41,786	\$5,235,599	\$5,214,706	48	\$93,075	\$3,580,898	\$677,510	\$977,191	\$992,360	5.68%	1.71565	\$8,059	\$101,134	
Jun-14	\$39,235	\$5,274,834	\$5,255,217	48	\$93,121	\$3,674,019	\$655,498	\$945,317	\$961,254	5.68%	1.71565	\$7,806	\$100,927	\$1,262,158
Jul-14	\$76,468	\$5,351,302	\$5,313,068	48	\$93,335	\$3,767,354	\$648,607	\$935,341	\$940,329	5.68%	1.71565	\$7,636	\$100,971	
Aug-14	\$76,468	\$5,427,770	\$5,389,536	48	\$94,130	\$3,861,484	\$641,392	\$924,894	\$930,118	5.68%	1.71565	\$7,553	\$101,683	
Sep-14	\$76,468	\$5,504,238	\$5,466,004	48	\$93,591	\$3,955,075	\$634,397	\$914,766	\$919,830	5.68%	1.71565	\$7,470	\$101,061	
Oct-14	\$76,668	\$5,580,906	\$5,542,572	48	\$92,783	\$4,047,858	\$627,814	\$905,234	\$910,000	5.68%	1.71565	\$7,390	\$100,173	
Nov-14	\$76,468	\$5,657,374	\$5,619,140	48	\$91,040	\$4,138,898	\$621,862	\$896,614	\$900,924	5.68%	1.71565	\$7,316	\$98,356	
Dec-14	\$76,468	\$5,733,842	\$5,695,608	48	\$90,111	\$4,229,009	\$616,289	\$888,544	\$892,579	5.68%	1.71565	\$7,248	\$97,359	
Jan-15	\$76,468	\$5,810,310	\$5,772,076	48	\$85,104	\$4,314,113	\$612,761	\$883,436	\$885,990	5.68%	1.71565	\$7,195	\$92,299	
Feb-15	\$76,468	\$5,886,778	\$5,848,544	48	\$85,250	\$4,399,363	\$609,173	\$878,242	\$880,839	5.68%	1.71565	\$7,153	\$92,403	
Mar-15	\$76,468	\$5,963,246	\$5,925,012	48	\$83,812	\$4,483,175	\$606,173	\$873,898	\$876,070	5.68%	1.71565	\$7,114	\$90,926	
Apr-15	\$76,668	\$6,039,914	\$6,001,580	48	\$82,831	\$4,566,006	\$603,655	\$870,253	\$872,076	5.68%	1.71565	\$7,082	\$89,913	
May-15	\$75,965	\$6,115,879	\$6,077,897	48	\$80,637	\$4,646,643	\$601,747	\$867,489	\$868,871	5.68%	1.71565	\$7,056	\$87,693	
Jun-15	\$76,585	\$6,192,464	\$6,154,172	48	\$80,272	\$4,726,915	\$600,241	\$865,308	\$866,399	5.68%	1.71565	\$7,036	\$87,308	\$1,140,145
Jul-15	\$76,585	\$6,269,049	\$6,230,757	48	\$78,517	\$4,805,432	\$599,451	\$864,166	\$864,737	5.68%	1.71565	\$7,022	\$85,539	
Aug-15	\$76,585	\$6,345,634	\$6,307,342	48	\$75,412	\$4,880,844	\$599,931	\$864,859	\$864,513	5.68%	1.71565	\$7,020	\$82,432	
Sep-15	\$0	\$6,345,634	\$6,345,634	48	\$70,886	\$4,951,730	\$570,974	\$822,930	\$843,895	5.68%	1.71565	\$6,853	\$77,739	
Oct-15	\$0	\$6,345,634	\$6,345,634	48	\$66,223	\$5,017,953	\$543,922	\$783,759	\$803,345	5.68%	1.71565	\$6,524	\$72,747	
Nov-15	\$0	\$6,345,634	\$6,345,634	48	\$71,444	\$5,089,397	\$514,737	\$741,500	\$762,630	5.68%	1.71565	\$6,193	\$77,637	
Dec-15	\$0	\$6,345,634	\$6,345,634	48	\$67,275	\$5,156,672	\$487,255	\$701,707	\$721,604	5.68%	1.71565	\$5,860	\$73,135	
Jan-16	\$0	\$6,345,634	\$6,345,634	48	\$61,456	\$5,218,128	\$462,151	\$665,355	\$683,531	5.68%	1.71565	\$5,551	\$67,007	
Feb-16	\$0	\$6,345,634	\$6,345,634	48	\$56,116	\$5,274,244	\$439,227	\$632,163	\$648,759	5.68%	1.71565	\$5,268	\$61,384	
Mar-16	\$0	\$6,345,634	\$6,345,634	48	\$50,920	\$5,325,164	\$418,426	\$602,044	\$617,104	5.68%	1.71565	\$5,011	\$55,931	
Apr-16	\$0	\$6,345,634	\$6,345,634	48	\$46,775	\$5,371,939	\$399,319	\$574,376	\$588,210	5.68%	1.71565	\$4,777	\$51,552	
May-16	\$0	\$6,345,634	\$6,345,634	48	\$41,814	\$5,413,753	\$382,238	\$549,643	\$562,010	5.68%	1.71565	\$4,564	\$46,378	
Jun-16	\$0	\$6,345,634	\$6,345,634	48	\$40,898	\$5,454,651	\$365,531	\$525,452	\$537,548	5.68%	1.71565	\$4,365	\$45,263	\$796,744
Jul-16	\$0	\$6,345,634	\$6,345,634	48	\$40,713	\$5,495,364	\$348,900	\$501,370	\$513,411	5.68%	1.71565	\$4,169	\$44,882	
Aug-16	\$0	\$6,345,634	\$6,345,634	48	\$39,575	\$5,534,939	\$332,733	\$477,962	\$489,666	5.68%	1.71565	\$3,976	\$43,551	

PIVOTAL UTILITY HOLDINGS, INC. d/b/a ELIZABETHTOWN GAS
ENERGY EFFICIENCY PROGRAM ("EEP")

EEP Schedule
TK-3

Monthly Recoverable Investment
Program Expenditures - Amortized Over Four Years

a	TK-4 b	Cumulative Expenditures c	Average Expenditures d	Amort. Months e	Monthly Amortization f	Accum. Amort. g	Accum. Deferred Income Tax h	Earnings / Rate Base i=c-g-h	Average Rate Base j	Wtd. Avg. Cost of Capital (1) After-tax k	Revenue Factor l	Monthly	Monthly	YTD ending June
												Return on Rate Base m=(j)*k*/l/12	Revenue Requirement n=m+f	
Sep-16	\$0	\$6,345,634	\$6,345,634	48	\$39,286	\$5,574,225	\$316,685	\$454,724	\$466,343	5.68%	1.71565	\$3,787	\$43,073	
Oct-16	\$0	\$6,345,634	\$6,345,634	48	\$37,946	\$5,612,171	\$301,184	\$432,279	\$443,502	5.68%	1.71565	\$3,602	\$41,548	
Nov-16	\$0	\$6,345,634	\$6,345,634	48	\$37,407	\$5,649,578	\$285,903	\$410,153	\$421,216	5.68%	1.71565	\$3,421	\$40,828	
Dec-16	\$0	\$6,345,634	\$6,345,634	48	\$36,596	\$5,686,174	\$270,954	\$388,506	\$399,330	5.68%	1.71565	\$3,243	\$39,839	
Jan-17	\$0	\$6,345,634	\$6,345,634	48	\$36,353	\$5,722,527	\$256,104	\$367,003	\$377,755	5.68%	1.71565	\$3,068	\$39,421	
Feb-17	\$0	\$6,345,634	\$6,345,634	48	\$35,522	\$5,758,049	\$241,593	\$345,992	\$356,498	5.68%	1.71565	\$2,895	\$38,417	
Mar-17	\$0	\$6,345,634	\$6,345,634	48	\$34,246	\$5,792,295	\$227,604	\$325,735	\$335,864	5.68%	1.71565	\$2,727	\$36,973	
Apr-17	\$0	\$6,345,634	\$6,345,634	48	\$31,847	\$5,824,142	\$214,594	\$306,898	\$316,317	5.68%	1.71565	\$2,569	\$34,416	
May-17	\$0	\$6,345,634	\$6,345,634	48	\$31,156	\$5,855,298	\$201,867	\$288,469	\$297,684	5.68%	1.71565	\$2,417	\$33,573	
Jun-17	\$0	\$6,345,634	\$6,345,634	48	\$30,431	\$5,885,729	\$189,436	\$270,469	\$279,469	5.68%	1.71565	\$2,269	\$32,700	\$469,221
Jul-17	\$0	\$6,345,634	\$6,345,634	48	\$29,620	\$5,915,349	\$177,336	\$252,949	\$261,709	5.68%	1.71565	\$2,125	\$31,745	
Aug-17	\$0	\$6,345,634	\$6,345,634	48	\$28,872	\$5,944,221	\$165,542	\$235,871	\$244,410	5.68%	1.71565	\$1,985	\$30,857	
Sep-17	\$0	\$6,345,634	\$6,345,634	48	\$28,461	\$5,972,682	\$153,916	\$219,036	\$227,454	5.68%	1.71565	\$1,847	\$30,308	
Oct-17	\$0	\$6,345,634	\$6,345,634	48	\$27,962	\$6,000,644	\$142,493	\$202,497	\$210,767	5.68%	1.71565	\$1,712	\$29,674	
Nov-17	\$0	\$6,345,634	\$6,345,634	48	\$27,232	\$6,027,876	\$131,369	\$186,389	\$194,443	5.68%	1.71565	\$1,579	\$28,811	
Dec-17	\$0	\$6,345,634	\$6,345,634	48	\$26,941	\$6,054,817	\$120,363	\$170,454	\$178,422	5.68%	1.71565	\$1,449	\$28,390	
Jan-18	\$0	\$6,345,634	\$6,345,634	48	\$25,994	\$6,080,811	\$109,745	\$155,078	\$162,766	5.68%	1.71565	\$1,322	\$27,316	
Feb-18	\$0	\$6,345,634	\$6,345,634	48	\$25,209	\$6,106,020	\$99,447	\$140,167	\$147,623	5.68%	1.71565	\$1,199	\$26,408	
Mar-18	\$0	\$6,345,634	\$6,345,634	48	\$25,181	\$6,131,201	\$89,160	\$125,273	\$132,720	5.68%	1.71565	\$1,078	\$26,259	
Apr-18	\$0	\$6,345,634	\$6,345,634	48	\$23,996	\$6,155,197	\$79,358	\$111,079	\$118,176	5.68%	1.71565	\$960	\$24,956	
May-18	\$0	\$6,345,634	\$6,345,634	48	\$23,126	\$6,178,323	\$69,911	\$97,400	\$104,240	5.68%	1.71565	\$847	\$23,973	
Jun-18	\$0	\$6,345,634	\$6,345,634	48	\$22,308	\$6,200,631	\$60,798	\$84,205	\$90,803	5.68%	1.71565	\$737	\$23,045	\$331,742
Jul-18	\$0	\$6,345,634	\$6,345,634	48	\$20,715	\$6,221,346	\$52,336	\$71,952	\$78,079	5.68%	1.71565	\$634	\$21,349	
Aug-18	\$0	\$6,345,634	\$6,345,634	48	\$19,122	\$6,240,468	\$44,524	\$60,642	\$66,297	5.68%	1.71565	\$538	\$19,660	
Sep-18	\$0	\$6,345,634	\$6,345,634	48	\$17,529	\$6,257,997	\$37,364	\$50,273	\$55,458	5.68%	1.71565	\$450	\$17,979	
Oct-18	\$0	\$6,345,634	\$6,345,634	48	\$15,932	\$6,273,929	\$30,856	\$40,849	\$45,561	5.68%	1.71565	\$370	\$16,302	
Nov-18	\$0	\$6,345,634	\$6,345,634	48	\$14,339	\$6,288,268	\$24,998	\$32,368	\$36,609	5.68%	1.71565	\$297	\$14,636	
Dec-18	\$0	\$6,345,634	\$6,345,634	48	\$12,746	\$6,301,014	\$19,792	\$24,828	\$28,598	5.68%	1.71565	\$232	\$12,978	
Jan-19	\$0	\$6,345,634	\$6,345,634	48	\$11,153	\$6,312,167	\$15,236	\$18,231	\$21,530	5.68%	1.71565	\$175	\$11,328	
Feb-19	\$0	\$6,345,634	\$6,345,634	48	\$9,559	\$6,321,726	\$11,331	\$12,577	\$15,404	5.68%	1.71565	\$125	\$9,684	
Mar-19	\$0	\$6,345,634	\$6,345,634	48	\$7,966	\$6,329,692	\$8,077	\$7,865	\$10,221	5.68%	1.71565	\$83	\$8,049	
Apr-19	\$0	\$6,345,634	\$6,345,634	48	\$6,369	\$6,336,061	\$5,475	\$4,098	\$5,982	5.68%	1.71565	\$49	\$6,418	
May-19	\$0	\$6,345,634	\$6,345,634	48	\$4,787	\$6,340,848	\$3,519	\$1,267	\$2,683	5.68%	1.71565	\$22	\$4,809	
Jun-19	\$0	\$6,345,634	\$6,345,634	48	\$3,191	\$6,344,039	\$2,216	(\$621)	\$323	5.68%	1.71565	\$3	\$3,194	\$146,386
Jul-19	\$0	\$6,345,634	\$6,345,634	48	\$1,596	\$6,345,635	\$1,564	(\$1,565)	(\$1,093)	5.68%	1.71565	(\$9)	\$1,587	
Aug-19	\$0	\$6,345,634	\$6,345,634	48	\$0	\$6,345,635	\$1,564	(\$1,565)	(\$1,565)	5.68%	1.71565	(\$13)	(\$13)	
Sep-19	\$0	\$6,345,634	\$6,345,634	48	\$0	\$6,345,635	\$1,564	(\$1,565)	(\$1,565)	5.68%	1.71565	\$0	\$0	\$1,574

PIVOTAL UTILITY HOLDINGS, INC. d/b/a ELIZABETHTOWN GAS
ENERGY EFFICIENCY PROGRAM ("EEP")

EEP Schedule
TK-4

Schedule of Expenditures

Ending September 2015

	O&M Recoverable In Period Expended				Program Expenditures - Amortized Over Four Years				
	Labor (1)	Customer Education	Dashboard IT	EEP Program Evaluation	Total O&M	Customer Financing	Program Expenditures	Program Total	Total
Aug-09	\$8,706	\$0	\$0	\$0	\$8,706	\$0	\$415	\$415	\$9,121
Sep-09	\$8,706	\$753	\$3,838	\$0	\$13,297	\$0	\$58,552	\$58,552	\$71,849
Oct-09	\$8,706	\$3,379	\$28,484	\$0	\$40,569	\$500,000	\$3,469	\$503,469	\$544,038
Nov-09	\$8,706	\$0	\$18,898	\$0	\$27,604	\$0	\$9,154	\$9,154	\$36,758
Dec-09	\$8,704	\$0	\$53,800	\$0	\$62,504	\$0	\$6,648	\$6,648	\$69,152
Jan-10	\$8,310	\$128,746	\$0	\$0	\$137,056	\$0	\$29,746	\$29,746	\$166,802
Feb-10	\$9,893	\$13,557	\$24,567	\$0	\$48,017	\$0	\$22,212	\$22,212	\$70,229
Mar-10	\$8,976	\$24,431	\$13,869	\$0	\$47,276	\$0	\$67,165	\$67,165	\$114,441
Apr-10	\$9,098	\$7,534	\$43,701	\$0	\$60,333	\$0	\$25,100	\$25,100	\$85,433
May-10	\$15,081	\$8,790	\$30,530	\$0	\$54,401	\$0	\$45,518	\$45,518	\$99,919
Jun-10	\$4,578	\$17,798	\$0	\$0	\$22,376	\$0	\$37,061	\$37,061	\$59,437
2010 Recovery Year	\$99,464	\$204,988	\$217,687	\$0	\$522,139	\$500,000	\$305,040	\$805,040	\$1,327,179
Jul-10	\$22,688	\$34,192	\$0	\$0	\$56,880	\$0	\$66,161	\$66,161	\$123,041
Aug-10	\$19,620	\$95,522	\$15,266	\$0	\$130,408	\$0	\$38,308	\$38,308	\$168,716
Sep-10	\$18,822	\$61,256	\$0	\$0	\$80,078	\$0	\$102,354	\$102,354	\$182,432
Oct-10	\$24,909	\$63,520	\$0	\$0	\$88,429	\$0	\$115,476	\$115,476	\$203,905
Nov-10	\$55,022	\$52,250	\$15,266	\$0	\$122,538	\$0	\$160,103	\$160,103	\$282,641
Dec-10	\$33,565	\$141,610	\$0	\$0	\$175,175	\$0	\$121,085	\$121,085	\$296,260
Jan-11	\$15,819	\$11,226	\$0	\$0	\$27,045	\$0	\$316,793	\$316,793	\$343,838
Feb-11	\$46,266	\$32,394	\$0	\$0	\$78,660	\$0	\$69,466	\$69,466	\$148,126
Mar-11	\$44,760	\$23,659	\$0	\$0	\$68,419	\$0	\$145,466	\$145,466	\$213,885
Apr-11	\$64,770	\$82,449	\$15,265	\$0	\$162,484	\$0	\$123,753	\$123,753	\$286,237
May-11	\$57,241	\$78,271	\$15,265	\$0	\$150,777	\$0	\$181,299	\$181,299	\$332,076
Jun-11	\$48,503	\$125,426	\$0	\$0	\$173,929	\$0	\$94,109	\$94,109	\$268,038
2011 Recovery Year	\$451,985	\$801,775	\$61,062	\$0	\$1,314,822	\$0	\$1,534,373	\$1,534,373	\$2,849,195
Jul-11	\$63,669	\$102,278	\$16,029	\$0	\$181,976	\$0	\$160,805	\$160,805	\$342,781
Aug-11	\$88,724	\$12,029	\$0	\$0	\$100,753	\$0	\$225,652	\$225,652	\$326,405
Sep-11	\$55,006	\$10,757	\$0	\$0	\$65,763	\$0	\$217,236	\$217,236	\$282,999
Oct-11	\$74,352	\$108,828	\$0	\$0	\$183,180	\$0	\$223,848	\$223,848	\$407,028
Nov-11	\$48,527	\$95,540	\$16,029	\$0	\$160,096	(\$500,000)	\$249,364	(\$250,636)	(\$90,540)
Dec-11	\$92,113	\$138,905	\$0	\$0	\$231,018	\$0	\$200,118	\$200,118	\$431,136
Jan-12	\$82,116	\$16,194	\$0	\$0	\$98,310	\$0	\$279,326	\$279,326	\$377,636
Feb-12	\$112,162	\$72,115	\$0	\$0	\$184,277	\$0	\$256,311	\$256,311	\$440,588
Mar-12	\$75,712	\$105,726	\$0	\$0	\$181,438	\$0	\$249,404	\$249,404	\$430,842
Apr-12	\$73,527	\$20,630	\$0	\$0	\$94,157	\$0	\$198,955	\$198,955	\$293,112
May-12	\$92,097	\$1,098	\$0	\$0	\$93,195	\$0	\$238,126	\$238,126	\$331,321
Jun-12	\$26,919	\$75	\$0	\$0	\$26,994	\$0	\$43,972	\$43,972	\$70,966
2012 Recovery Year	\$884,924	\$684,175	\$32,058	\$0	\$1,601,157	(\$500,000)	\$2,543,117	\$2,043,117	\$3,644,274
Jul-12	\$17,213	\$8,660	\$0	\$0	\$25,873	\$0	\$8,900	\$8,900	\$34,773
Aug-12	\$14,622	\$3,023	\$0	\$0	\$17,645	\$0	\$54,599	\$54,599	\$72,244
Sep-12	\$8,787	\$8,829	\$0	\$0	\$17,616	\$0	\$13,890	\$13,890	\$31,506
Oct-12	\$10,052	\$18,077	\$0	\$0	\$28,129	\$0	\$64,306	\$64,306	\$92,435
Nov-12	\$8,920	\$15,449	\$0	\$0	\$24,369	\$0	\$25,868	\$25,868	\$50,237
Dec-12	\$9,837	\$18,231	\$33,900	\$0	\$61,968	\$0	\$38,951	\$38,951	\$100,919
Jan-13	\$9,696	\$190	\$0	\$0	\$9,886	\$0	\$11,653	\$11,653	\$21,539
Feb-13	\$9,141	\$23,087	\$13,500	\$0	\$45,728	\$0	\$39,889	\$39,889	\$85,617
Mar-13	\$9,208	\$11,017	\$0	\$0	\$20,225	\$0	\$61,254	\$61,254	\$81,479
Apr-13	\$9,497	\$16,289	\$27,000	\$0	\$52,786	\$0	\$115,134	\$115,134	\$167,920
May-13	\$10,229	\$10,667	\$0	\$0	\$20,896	\$0	\$33,163	\$33,163	\$54,059
Jun-13	\$8,911	\$521	\$13,500	\$0	\$22,932	\$0	\$34,827	\$34,827	\$57,759
2013 Recovery Year	\$126,113	\$134,040	\$87,900	\$0	\$348,053	\$0	\$502,434	\$502,434	\$850,487

PIVOTAL UTILITY HOLDINGS, INC. d/b/a ELIZABETHTOWN GAS
ENERGY EFFICIENCY PROGRAM ("EEP")

EEP Schedule
TK-4

Schedule of Expenditures

Ending September 2015

	O&M Recoverable In Period Expended				Program Expenditures - Amortized Over Four Years				
	Labor (1)	Customer Education	Dashboard IT	EEP Program Evaluation	Total O&M	Customer Financing	Program Expenditures	Program Total	Total
Jul-13	\$10,348	\$9,567	\$0	\$0	\$19,915	\$0	\$38,889	\$38,889	\$58,804
Aug-13	\$10,101	\$24	\$0	\$0	\$10,125	\$0	\$35,900	\$35,900	\$46,025
Sep-13	\$9,484	\$2,096	\$13,500	\$0	\$25,080	\$0	\$19,751	\$19,751	\$44,831
Oct-13	\$10,353	\$1,701	\$0	\$0	\$12,054	\$0	\$23,954	\$23,954	\$36,008
Nov-13	\$9,484	\$41,689	\$0	\$0	\$51,173	\$0	\$35,053	\$35,053	\$86,226
Dec-13	\$9,919	\$22,791	\$0	\$0	\$32,710	\$0	\$13,937	\$13,937	\$46,647
Jan-14	\$10,447	\$76,269	\$0	\$0	\$86,716	\$0	\$45,466	\$45,466	\$132,182
Feb-14	\$9,050	\$39,961	\$0	\$0	\$49,011	\$0	\$37,678	\$37,678	\$86,689
Mar-14	\$8,022	\$46,327	\$0	\$0	\$54,349	\$0	\$1,330	\$1,330	\$55,679
Apr-14	\$12,007	\$42,125	\$27,000	\$0	\$81,132	\$0	\$56,891	\$56,891	\$138,023
May-14	\$10,206	\$3,653	\$0	\$0	\$13,859	\$0	\$41,786	\$41,786	\$55,645
Jun-14	\$9,760	\$16,478	\$0	\$0	\$26,238	\$0	\$39,235	\$39,235	\$65,473
2014 Recovery Year	\$119,181	\$302,681	\$40,500	\$0	\$462,362	\$0	\$389,870	\$389,870	\$852,232
Jul-14	* \$10,485	\$26,250	\$13,500	\$0	\$50,235	\$0	\$76,468	\$76,468	\$126,703
Aug-14	* \$10,485	\$26,250	\$0	\$0	\$36,735	\$0	\$76,468	\$76,468	\$113,203
Sep-14	* \$10,485	\$26,250	\$0	\$0	\$36,735	\$0	\$76,468	\$76,468	\$113,203
Oct-14	* \$10,485	\$26,250	\$13,500	\$0	\$50,235	\$0	\$76,668	\$76,668	\$126,903
Nov-14	* \$10,485	\$26,250	\$0	\$0	\$36,735	\$0	\$76,468	\$76,468	\$113,203
Dec-14	* \$10,485	\$26,250	\$0	\$0	\$36,735	\$0	\$76,468	\$76,468	\$113,203
Jan-15	* \$10,485	\$26,250	\$13,500	\$20,000	\$70,235	\$0	\$76,468	\$76,468	\$146,703
Feb-15	* \$10,485	\$26,250	\$0	\$0	\$36,735	\$0	\$76,468	\$76,468	\$113,203
Mar-15	* \$10,485	\$26,250	\$0	\$0	\$36,735	\$0	\$76,468	\$76,468	\$113,203
Apr-15	* \$10,485	\$26,250	\$13,500	\$20,000	\$70,235	\$0	\$76,668	\$76,668	\$146,903
May-15	* \$10,485	\$26,250	\$0	\$0	\$36,735	\$0	\$75,965	\$75,965	\$112,700
Jun-15	* \$10,485	\$26,250	\$0	\$0	\$36,735	\$0	\$76,585	\$76,585	\$113,320
2015 Recovery Year	\$125,820	\$315,000	\$54,000	\$40,000	\$534,820	\$0	\$917,630	\$917,630	\$1,452,450
Jul-15	* \$10,485	\$26,250	\$13,500	\$0	\$50,235	\$0	\$76,585	\$76,585	\$126,820
Aug-15	* \$10,485	\$26,250	\$0	\$0	\$36,735	\$0	\$76,585	\$76,585	\$113,320
Sep-15	* \$0	\$0	\$0	\$0	\$0	\$0	\$0	\$0	\$0
Oct-15	* \$0	\$0	\$0	\$0	\$0	\$0	\$0	\$0	\$0
Nov-15	* \$0	\$0	\$0	\$0	\$0	\$0	\$0	\$0	\$0
Dec-15	* \$0	\$0	\$0	\$0	\$0	\$0	\$0	\$0	\$0
Jan-16	* \$0	\$0	\$0	\$0	\$0	\$0	\$0	\$0	\$0
Feb-16	* \$0	\$0	\$0	\$0	\$0	\$0	\$0	\$0	\$0
Mar-16	* \$0	\$0	\$0	\$0	\$0	\$0	\$0	\$0	\$0
Apr-16	* \$0	\$0	\$0	\$0	\$0	\$0	\$0	\$0	\$0
May-16	* \$0	\$0	\$0	\$0	\$0	\$0	\$0	\$0	\$0
Jun-16	* \$0	\$0	\$0	\$0	\$0	\$0	\$0	\$0	\$0
2016 Recovery Year	\$20,970	\$52,500	\$13,500	\$0	\$86,970	\$0	\$153,170	\$153,170	\$240,140
Jul-16	* \$0	\$0	\$0	\$0	\$0	\$0	\$0	\$0	\$0
Aug-16	* \$0	\$0	\$0	\$0	\$0	\$0	\$0	\$0	\$0
Sep-16	* \$0	\$0	\$0	\$0	\$0	\$0	\$0	\$0	\$0
Oct-16	* \$0	\$0	\$0	\$0	\$0	\$0	\$0	\$0	\$0
Nov-16	* \$0	\$0	\$0	\$0	\$0	\$0	\$0	\$0	\$0
Dec-16	* \$0	\$0	\$0	\$0	\$0	\$0	\$0	\$0	\$0
Jan-17	* \$0	\$0	\$0	\$0	\$0	\$0	\$0	\$0	\$0
Feb-17	* \$0	\$0	\$0	\$0	\$0	\$0	\$0	\$0	\$0
Mar-17	* \$0	\$0	\$0	\$0	\$0	\$0	\$0	\$0	\$0
Apr-17	* \$0	\$0	\$0	\$0	\$0	\$0	\$0	\$0	\$0
May-17	* \$0	\$0	\$0	\$0	\$0	\$0	\$0	\$0	\$0
Jun-17	* \$0	\$0	\$0	\$0	\$0	\$0	\$0	\$0	\$0
2017 Recovery Year	\$0	\$0	\$0	\$0	\$0	\$0	\$0	\$0	\$0

* Projected

(1) Excludes AIP and includes external Auditor and Temporary Labor costs

PIVOTAL UTILITY HOLDINGS, INC. d/b/a ELIZABETHTOWN GAS
ENERGY EFFICIENCY PROGRAM ("EEP")

		Recoveries					Recoveries					EEP Schedule		
		Therm Sales and Services					Total	Recoveries					Total	Rate
		Residential	Commercial	Industrial	Lighting	Cogen.	Therms	Residential	Commercial	Industrial	Lighting	Cogen.	Recoveries	w/o tax **
Aug-09		4,811,703	3,602,018	6,588,285	2,766	340,610	15,345,382	\$13,549	\$12,304	\$32,495	\$8	\$2,784	\$61,140	\$0.0040
Sep-09		4,738,226	3,961,083	6,563,655	2,759	0	15,265,723	\$35,569	\$27,369	\$26,174	\$21	\$0	\$89,133	\$0.0058
Oct-09		7,853,590	5,699,921	7,055,036	2,759	0	20,611,306	\$59,299	\$42,696	\$28,389	\$21	\$0	\$130,405	\$0.0063
Nov-09		13,978,494	8,940,289	7,165,257	2,759	0	30,086,799	\$105,766	\$67,989	\$35,649	\$21	\$0	\$209,425	\$0.0070
Dec-09		24,150,713	15,086,353	8,821,857	2,759	370,020	48,431,702	\$182,932	\$113,886	\$43,163	\$21	\$0	\$340,002	\$0.0070
Jan-10		41,594,687	23,629,069	9,171,129	2,759	7,200	74,404,844	\$314,856	\$178,380	\$45,019	\$21	\$29	\$538,305	\$0.0072
Feb-10		38,789,014	22,634,005	8,476,452	2,536	0	69,902,007	\$293,808	\$171,704	\$41,290	\$19	\$0	\$506,821	\$0.0073
Mar-10		31,569,548	17,549,279	7,606,508	2,015	90,000	56,817,350	\$238,772	\$132,005	\$35,626	\$15	\$665	\$407,083	\$0.0072
Apr-10	(1)	16,118,575	9,873,152	6,954,992	2,015	0	32,948,734	\$121,873	\$74,307	\$212,382	\$15	\$0	\$408,577	\$0.0124
May-10		9,785,111	6,044,706	6,575,788	2,000	0	22,407,605	\$73,909	\$45,525	\$49,972	\$15	\$0	\$169,421	\$0.0076
Jun-10		6,372,561	4,548,325	6,435,804	2,000	45,340	17,404,030	\$48,029	\$34,214	\$48,937	\$15	\$377	\$131,572	\$0.0076
Total 11 Mos		199,762,222	121,568,200	81,414,763	27,127	853,170	403,625,482	\$1,488,362	\$900,379	\$599,096	\$192	\$3,855	\$2,991,884	
Jul-10		4,703,085	3,508,833	6,657,354	2,000	1,854,000	16,725,272	\$35,601	\$26,340	\$50,562	\$15	\$14,208	\$126,726	\$0.0076
Aug-10		4,318,905	3,380,330	6,937,605	2,000	421,410	15,060,250	\$32,706	\$24,727	\$52,734	\$15	\$6,117	\$116,299	\$0.0077
Sep-10		4,535,968	4,190,818	6,358,608	2,000	24,150	15,111,544	\$34,339	\$31,403	\$47,767	\$15	\$183	\$113,707	\$0.0075
Oct-10		6,390,708	4,567,370	6,974,707	2,000	115,330	18,050,115	\$48,190	\$34,602	\$53,001	\$15	\$878	\$136,686	\$0.0076
Nov-10		14,483,894	9,527,824	7,764,712	2,000	2,540	31,780,970	\$109,613	\$72,089	\$59,006	\$15	\$19	\$240,742	\$0.0076
Dec-10		30,261,382	18,259,959	9,193,127	2,000	220,000	57,936,468	\$229,117	\$138,461	\$69,861	\$15	\$1,637	\$439,091	\$0.0076
Jan-11		42,922,596	24,075,481	9,394,922	2,000	0	76,394,999	\$324,963	\$182,243	\$69,967	\$15	\$20	\$577,208	\$0.0076
Feb-11		41,387,567	24,436,872	8,177,758	1,402	0	74,003,599	\$201,272	\$96,887	\$3,722	\$5	\$0	\$301,886	\$0.0041
Mar-11		32,238,144	18,486,295	8,443,824	1,402	0	59,169,665	\$2,912	\$1,544	\$431	\$0	\$0	\$4,887	\$0.0001
Apr-11		23,750,289	13,451,282	7,621,878	1,402	0	44,824,851	\$521	\$495	\$3,588	\$0	\$0	\$4,604	\$0.0001
May-11		11,096,795	6,856,770	6,605,081	1,402	0	24,560,048	\$109	(\$86)	(\$531)	\$0	\$0	(\$508)	\$0.0000
Jun-11		6,030,360	4,260,863	6,315,568	1,402	0	16,608,193	\$182	\$224	\$7	\$0	\$0	\$413	\$0.0000
12 Mos		222,119,693	135,002,697	90,445,144	21,010	2,637,430	450,225,974	\$1,019,525	\$608,929	\$410,115	\$110	\$23,062	\$2,061,741	
Jul-11		4,881,839	3,933,695	5,908,574	1,402	0	14,725,510	\$147	\$740	\$0	\$0	\$0	\$887	\$0.0001
Aug-11		4,339,674	3,764,246	6,696,933	1,402	0	14,802,255	\$149	\$149	\$0	\$0	\$0	\$298	\$0.0000
Sep-11		4,739,834	3,925,155	6,401,359	1,402	0	15,067,750	\$134	\$289	\$0	\$0	\$0	\$423	\$0.0000
Oct-11		5,987,106	4,935,310	6,924,902	1,402	0	17,848,720	\$220	\$128	\$0	\$0	\$0	\$348	\$0.0000
Nov-11		15,084,089	10,352,414	6,863,710	1,402	0	32,301,615	\$288	\$335	\$0	\$0	\$0	\$623	\$0.0000
Dec-11		21,677,512	13,832,098	7,319,904	1,402	0	42,830,916	\$115	(\$82)	\$0	\$0	\$0	\$33	\$0.0000
Jan-12		33,868,721	19,653,841	8,457,300	1,402	0	61,981,264	\$128	\$251	\$0	\$0	\$0	\$379	\$0.0000
Feb-12		32,216,720	18,920,160	7,407,180	1,402	0	58,545,462	\$130	\$71	\$0	\$0	\$0	\$201	\$0.0000
Mar-12		26,916,760	15,620,151	6,990,903	1,402	0	49,529,216	\$186	\$118	\$0	\$0	\$0	\$304	\$0.0000
Apr-12		15,205,198	9,638,247	6,705,453	1,402	0	31,550,300	\$107	\$581	\$0	\$0	\$0	\$688	\$0.0000
May-12		10,405,551	6,625,644	6,669,614	1,412	0	23,702,221	\$38	\$22	\$0	\$0	\$0	\$60	\$0.0000
Jun-12		5,849,802	4,193,517	5,830,076	1,416	0	15,874,811	\$138	\$34	\$0	\$0	\$0	\$172	\$0.0000
12 Mos		181,172,806	115,394,478	82,175,908	16,848	0	378,760,040	\$1,780	\$2,636	\$0	\$0	\$0	\$4,416	

PIVOTAL UTILITY HOLDINGS, INC. d/b/a ELIZABETHTOWN GAS
ENERGY EFFICIENCY PROGRAM ("EEP")

EEP Schedule
TK-5

Recoveries

	Therm Sales and Services					Total Therms	Recoveries					Total Recoveries	Rate w/o tax **
	Residential	Commercial	Industrial	Lighting	Cogen.		Residential	Commercial	Industrial	Lighting	Cogen.		
Jul-12	4,743,331	3,982,856	5,951,702	1,416	0	14,679,305	\$21	\$58	\$0	\$0	\$0	\$79	\$0.0000
Aug-12	4,413,093	3,556,085	6,156,330	1,416	0	14,126,924	\$79	\$8	\$0	\$0	\$0	\$87	\$0.0000
Sep-12	4,520,647	3,710,193	5,590,837	1,416	0	13,823,093	\$34	\$34	\$0	\$0	\$0	\$68	\$0.0000
Oct-12	6,192,138	4,411,414	6,409,067	1,402	0	17,014,021	\$51	\$2	\$0	\$0	\$0	\$53	\$0.0000
Nov-12	14,024,994	9,769,066	6,349,712	1,402	0	30,145,174	(\$18)	\$0	\$0	\$0	\$0	(\$18)	\$0.0000
Dec-12	27,327,700	16,745,133	6,717,806	1,402	0	50,792,041	(\$2)	\$7	\$0	\$0	\$0	\$5	\$0.0000
Jan-13	34,145,945	17,423,400	8,032,481	1,402	0	59,603,228	\$87	\$49	\$0	\$0	\$0	\$136	\$0.0000
Feb-13	40,418,740	27,252,003	7,889,067	1,402	0	75,561,212	\$35	\$362	\$0	\$0	\$0	\$397	\$0.0000
Mar-13	37,047,757	21,608,948	8,010,357	1,402	0	66,668,464	(\$30)	\$2	\$0	\$0	\$0	(\$28)	\$0.0000
Apr-13	26,252,079	14,314,629	7,237,275	1,402	0	47,805,385	\$8	\$77	\$0	\$0	\$0	\$85	\$0.0000
May-13	11,354,644	7,193,009	6,641,342	1,402	0	25,190,397	(\$4)	(\$41)	\$0	\$0	\$0	(\$45)	\$0.0000
Jun-13	6,997,978	5,146,703	5,862,863	1,402	0	18,008,946	\$9	(\$11)	\$0	\$0	\$0	(\$2)	\$0.0000
12 Mos	217,439,046	135,113,439	80,848,839	16,866	0	433,418,190	\$270	\$547	\$0	\$0	\$0	\$817	
Jul-13	4,835,079	3,839,568	5,080,554	1,402	0	13,756,603	\$5	\$0	\$0	\$0	\$0	\$5	\$0.0000
Aug-13	4,537,270	3,646,461	6,524,724	1,402	0	14,709,857	\$2	\$5	\$0	\$0	\$0	\$7	\$0.0000
Sep-13	4,777,447	4,123,400	5,433,793	1,402	0	14,336,042	\$45	\$8	\$0	\$0	\$0	\$53	\$0.0000
Oct-13	5,882,255	4,769,235	6,068,665	1,402	0	16,721,557	(\$15)	\$0	\$0	\$0	\$0	(\$15)	\$0.0000
Nov-13	14,696,061	10,650,067	6,680,257	1,402	0	32,027,787	\$7	(\$7)	\$0	\$0	\$0	\$0	\$0.0000
Dec-13	32,257,624	19,615,823	6,833,807	1,402	0	58,708,656	\$0	\$3	\$0	\$0	\$0	\$3	\$0.0000
Jan-14	42,404,093	25,223,822	7,767,145	1,372	0	75,396,432	\$62,797	\$53,201	\$29,594	\$3	\$0	\$145,595	\$0.0019
Feb-14	47,376,629	27,821,296	7,289,928	1,372	0	82,489,225	\$184,552	\$108,092	\$28,436	\$5	\$118	\$321,203	\$0.0039
Mar-14	42,448,792	24,110,711	7,320,631	1,372	0	73,881,506	\$166,513	\$94,711	\$28,675	\$5	\$11	\$289,915	\$0.0039
Apr-14	27,196,068	15,544,195	6,474,801	1,372	0	49,216,436	\$106,645	\$60,387	\$24,946	\$5	\$0	\$191,983	\$0.0039
May-14	13,372,198	7,407,698	6,220,548	1,372	0	27,001,816	\$52,370	\$29,086	\$24,353	\$5	(\$129)	\$105,685	\$0.0039
Jun-14	6,335,942	4,620,271	6,183,939	1,372	0	17,141,524	\$24,869	\$18,028	\$23,381	\$5	\$0	\$66,283	\$0.0039
12 Mos	246,119,458	151,372,547	77,878,792	16,644	0	475,387,441	\$597,790	\$363,514	\$159,385	\$28	\$0	\$1,120,717	
Jul-14 *	4,114,200	3,829,036	5,282,207	2,400	0	13,227,843	\$16,045	\$14,933	\$20,601	\$9	\$0	\$51,588	\$0.0039
Aug-14 *	4,089,900	3,863,468	5,437,225	2,400	0	13,392,993	\$15,951	\$15,068	\$21,205	\$9	\$0	\$52,233	\$0.0039
Sep-14 *	4,215,400	3,940,664	5,034,983	2,400	0	13,193,447	\$16,440	\$15,369	\$19,636	\$9	\$0	\$51,454	\$0.0039
Oct-14 *	7,046,500	5,785,902	5,843,348	2,400	0	18,678,150	\$27,481	\$22,565	\$22,789	\$9	\$0	\$72,844	\$0.0039
Nov-14 *	16,008,900	10,309,267	5,721,379	2,400	0	32,041,946	\$62,435	\$40,206	\$22,313	\$9	\$0	\$124,963	\$0.0039
Dec-14 *	28,033,700	16,529,481	5,757,063	2,400	0	50,322,644	\$185,022	\$109,095	\$37,997	\$16	\$0	\$332,130	\$0.0066
Jan-15 *	40,507,700	22,995,083	7,569,525	2,400	0	71,074,708	\$372,671	\$211,555	\$69,640	\$22	\$0	\$653,888	\$0.0092
Feb-15 *	43,256,900	24,582,577	7,263,375	2,400	0	75,105,252	\$397,963	\$226,160	\$66,823	\$22	\$0	\$690,968	\$0.0092
Mar-15 *	35,504,900	19,996,896	7,551,079	2,400	0	63,055,275	\$326,645	\$183,971	\$69,470	\$22	\$0	\$580,108	\$0.0092
Apr-15 *	21,784,500	12,466,846	6,802,032	2,400	0	41,055,778	\$200,417	\$114,695	\$62,579	\$22	\$0	\$377,713	\$0.0092
May-15 *	10,875,100	7,316,457	6,230,188	2,400	0	24,424,145	\$100,051	\$67,311	\$57,318	\$22	\$0	\$224,702	\$0.0092
Jun-15 *	5,082,000	4,363,786	5,393,843	2,400	0	14,842,029	\$46,754	\$40,147	\$49,623	\$22	\$0	\$136,546	\$0.0092
12 Mos	220,519,700	135,979,463	73,886,247	28,800	0	430,414,210	\$1,767,875	\$1,061,075	\$519,994	\$193	\$0	\$3,349,137	

PIVOTAL UTILITY HOLDINGS, INC. d/b/a ELIZABETHTOWN GAS
ENERGY EFFICIENCY PROGRAM ("EEP")

EEP Schedule
TK-5

Recoveries

		Therm Sales and Services					Total	Recoveries					Total	Rate
		Residential	Commercial	Industrial	Lighting	Cogen.	Therms	Residential	Commercial	Industrial	Lighting	Cogen.	Recoveries	w/o tax **
Jul-15	*	4,114,200	3,829,036	5,282,207	2,400	0	13,227,843	\$37,851	\$35,227	\$48,596	\$22	\$0	\$121,696	\$0.0092
Aug-15	*	4,089,900	3,863,468	5,437,225	2,400	0	13,392,993	\$37,627	\$35,544	\$50,022	\$22	\$0	\$123,215	\$0.0092
Sep-15	*	4,215,400	3,940,664	5,034,983	2,400	0	13,193,447	\$38,782	\$36,254	\$46,322	\$22	\$0	\$121,380	\$0.0092
Oct-15	*	7,046,500	5,785,902	5,843,348	2,400	0	18,678,150	\$45,098	\$37,030	\$37,397	\$15	\$0	\$119,540	\$0.0064
Nov-15	*	16,008,900	10,309,267	5,721,379	2,400	0	32,041,946	\$56,031	\$36,082	\$20,025	\$8	\$0	\$112,146	\$0.0035
Dec-15	*	28,033,700	16,529,481	5,757,063	2,400	0	50,322,644	\$98,118	\$57,853	\$20,150	\$8	\$0	\$176,129	\$0.0035
Jan-16	*	40,507,700	22,995,083	7,569,525	2,400	0	71,074,708	\$141,777	\$80,483	\$26,493	\$8	\$0	\$248,761	\$0.0035
Feb-16	*	43,256,900	24,582,577	7,263,375	2,400	0	75,105,252	\$151,399	\$86,039	\$25,422	\$8	\$0	\$262,868	\$0.0035
Mar-16	*	35,504,900	19,996,896	7,551,079	2,400	0	63,055,275	\$124,267	\$69,989	\$26,429	\$8	\$0	\$220,693	\$0.0035
Apr-16	*	21,784,500	12,466,846	6,802,032	2,400	0	41,055,778	\$76,246	\$43,634	\$23,807	\$8	\$0	\$143,695	\$0.0035
May-16	*	10,875,100	7,316,457	6,230,188	2,400	0	24,424,145	\$38,063	\$25,608	\$21,806	\$8	\$0	\$85,485	\$0.0035
Jun-16	*	5,082,000	4,363,786	5,393,843	2,400	0	14,842,029	\$17,787	\$15,273	\$18,878	\$8	\$0	\$51,946	\$0.0035
12 Mos		220,519,700	135,979,463	73,886,247	28,800	0	430,414,210	\$863,046	\$559,016	\$365,347	\$145	\$0	\$1,787,554	
Jul-16	*	4,114,200	3,829,036	5,282,207	2,400	0	13,227,843	\$14,400	\$13,402	\$18,488	\$8	\$0	\$46,298	\$0.0035
Aug-16	*	4,089,900	3,863,468	5,437,225	2,400	0	13,392,993	\$14,315	\$13,522	\$19,030	\$8	\$0	\$46,875	\$0.0035
Sep-16	*	4,215,400	3,940,664	5,034,983	2,400	0	13,193,447	\$14,754	\$13,792	\$17,622	\$8	\$0	\$46,176	\$0.0035
Oct-16	*	7,046,500	5,785,902	5,843,348	2,400	0	18,678,150	\$14,093	\$11,572	\$11,687	\$5	\$0	\$37,357	\$0.0020
Nov-16	*	16,008,900	10,309,267	5,721,379	2,400	0	32,041,946	\$6,404	\$4,124	\$2,289	\$1	\$0	\$12,818	\$0.0004
Dec-16	*	28,033,700	16,529,481	5,757,063	2,400	0	50,322,644	\$11,213	\$6,612	\$2,303	\$1	\$0	\$20,129	\$0.0004
Jan-17	*	40,507,700	22,995,083	7,569,525	2,400	0	71,074,708	\$16,203	\$9,198	\$3,028	\$1	\$0	\$28,430	\$0.0004
Feb-17	*	43,256,900	24,582,577	7,263,375	2,400	0	75,105,252	\$17,303	\$9,833	\$2,905	\$1	\$0	\$30,042	\$0.0004
Mar-17	*	35,504,900	19,996,896	7,551,079	2,400	0	63,055,275	\$14,202	\$7,999	\$3,020	\$1	\$0	\$25,222	\$0.0004
Apr-17	*	21,784,500	12,466,846	6,802,032	2,400	0	41,055,778	\$8,714	\$4,987	\$2,721	\$1	\$0	\$16,423	\$0.0004
May-17	*	10,875,100	7,316,457	6,230,188	2,400	0	24,424,145	\$4,350	\$2,927	\$2,492	\$1	\$0	\$9,770	\$0.0004
Jun-17	*	5,082,000	4,363,786	5,393,843	2,400	0	14,842,029	\$2,033	\$1,746	\$2,158	\$1	\$0	\$5,938	\$0.0004
12 Mos		220,519,700	135,979,463	73,886,247	28,800	0	430,414,210	\$137,984	\$99,714	\$87,743	\$37	\$0	\$325,478	
Jul-17	*	4,114,200	3,829,036	5,282,207	2,400	0	13,227,843	\$1,646	\$1,532	\$2,113	\$1	\$0	\$5,292	\$0.0004
Aug-17	*	4,089,900	3,863,468	5,437,225	2,400	0	13,392,993	\$1,636	\$1,545	\$2,175	\$1	\$0	\$5,357	\$0.0004
Sep-17	*	4,215,400	3,940,664	5,034,983	2,400	0	13,193,447	\$1,686	\$1,576	\$2,014	\$1	\$0	\$5,277	\$0.0004
Oct-17	*	7,046,500	5,785,902	5,843,348	2,400	0	18,678,150	\$3,523	\$2,893	\$2,922	\$1	\$0	\$9,339	\$0.0005
Nov-17	*	16,008,900	10,309,267	5,721,379	2,400	0	32,041,946	\$8,004	\$5,155	\$2,861	\$1	\$0	\$16,021	\$0.0005
Dec-17	*	28,033,700	16,529,481	5,757,063	2,400	0	50,322,644	\$14,017	\$8,265	\$2,879	\$1	\$0	\$25,162	\$0.0005
Jan-18	*	40,507,700	22,995,083	7,569,525	2,400	0	71,074,708	\$20,254	\$11,498	\$3,785	\$1	\$0	\$35,538	\$0.0005
Feb-18	*	43,256,900	24,582,577	7,263,375	2,400	0	75,105,252	\$21,628	\$12,291	\$3,632	\$1	\$0	\$37,552	\$0.0005
Mar-18	*	35,504,900	19,996,896	7,551,079	2,400	0	63,055,275	\$17,752	\$9,998	\$3,776	\$1	\$0	\$31,527	\$0.0005
Apr-18	*	21,784,500	12,466,846	6,802,032	2,400	0	41,055,778	\$10,892	\$6,233	\$3,401	\$1	\$0	\$20,527	\$0.0005
May-18	*	10,875,100	7,316,457	6,230,188	2,400	0	24,424,145	\$5,438	\$3,658	\$3,115	\$1	\$0	\$12,212	\$0.0005
Jun-18	*	5,082,000	4,363,786	5,393,843	2,400	0	14,842,029	\$2,541	\$2,182	\$2,697	\$1	\$0	\$7,421	\$0.0005
12 Mos		220,519,700	135,979,463	73,886,247	28,800	0	430,414,210	\$109,017	\$66,826	\$35,370	\$12	\$0	\$211,225	

PIVOTAL UTILITY HOLDINGS, INC. d/b/a ELIZABETHTOWN GAS
ENERGY EFFICIENCY PROGRAM ("EEP")

EEP Schedule
TK-5

Recoveries

		Therm Sales and Services					Total	Recoveries					Total	Rate
		Residential	Commercial	Industrial	Lighting	Cogen.	Therms	Residential	Commercial	Industrial	Lighting	Cogen.	Recoveries	w/o tax **
Jul-18	*	4,114,200	3,829,036	5,282,207	2,400	0	13,227,843	\$2,057	\$1,915	\$2,641	\$1	\$0	\$6,614	\$0.0005
Aug-18	*	4,089,900	3,863,468	5,437,225	2,400	0	13,392,993	\$2,045	\$1,932	\$2,719	\$1	\$0	\$6,697	\$0.0005
Sep-18	*	4,215,400	3,940,664	5,034,983	2,400	0	13,193,447	\$2,108	\$1,970	\$2,517	\$1	\$0	\$6,596	\$0.0005
Oct-18	*	7,046,500	5,785,902	5,843,348	2,400	0	18,678,150	\$2,819	\$2,314	\$2,337	\$1	\$0	\$7,471	\$0.0004
Nov-18	*	16,008,900	10,309,267	5,721,379	2,400	0	32,041,946	\$4,803	\$3,093	\$1,716	\$1	\$0	\$9,613	\$0.0003
Dec-18	*	28,033,700	16,529,481	5,757,063	2,400	0	50,322,644	\$8,410	\$4,959	\$1,727	\$1	\$0	\$15,097	\$0.0003
Jan-19	*	40,507,700	22,995,083	7,569,525	2,400	0	71,074,708	\$12,152	\$6,899	\$2,271	\$1	\$0	\$21,323	\$0.0003
Feb-19	*	43,256,900	24,582,577	7,263,375	2,400	0	75,105,252	\$12,977	\$7,375	\$2,179	\$1	\$0	\$22,532	\$0.0003
Mar-19	*	35,504,900	19,996,896	7,551,079	2,400	0	63,055,275	\$10,651	\$5,999	\$2,265	\$1	\$0	\$18,916	\$0.0003
Apr-19	*	21,784,500	12,466,846	6,802,032	2,400	0	41,055,778	\$6,535	\$3,740	\$2,041	\$1	\$0	\$12,317	\$0.0003
May-19	*	10,875,100	7,316,457	6,230,188	2,400	0	24,424,145	\$3,263	\$2,195	\$1,869	\$1	\$0	\$7,328	\$0.0003
Jun-19	*	5,082,000	4,363,786	5,393,843	2,400	0	14,842,029	\$1,525	\$1,309	\$1,618	\$1	\$0	\$4,453	\$0.0003
12 Mos		220,519,700	135,979,463	73,886,247	28,800	0	430,414,210	\$69,345	\$43,700	\$25,900	\$12	\$0	\$138,957	
Jul-19	*	4,114,200	3,829,036	5,282,207	2,400	0	13,227,843	\$1,234	\$1,149	\$1,585	\$1	\$0	\$3,969	\$0.0003
Aug-19	*	4,089,900	3,863,468	5,437,225	2,400	0	13,392,993	\$1,227	\$1,159	\$1,631	\$1	\$0	\$4,018	\$0.0003
Sep-19	*	4,215,400	3,940,664	5,034,983	2,400	0	13,193,447	\$1,265	\$1,182	\$1,510	\$1	\$0	\$3,958	\$0.0003
Oct-19	*	7,046,500	5,785,902	5,843,348	2,400	0	18,678,150	\$1,409	\$1,157	\$1,169	\$0	\$0	\$3,735	\$0.0002
Nov-19	*	16,008,900	10,309,267	5,721,379	2,400	0	32,041,946	\$0	\$0	\$0	\$0	\$0	\$0	\$0.0000
Dec-19	*	28,033,700	16,529,481	5,757,063	2,400	0	50,322,644	\$0	\$0	\$0	\$0	\$0	\$0	\$0.0000
Jan-20	*	40,507,700	22,995,083	7,569,525	2,400	0	71,074,708	\$0	\$0	\$0	\$0	\$0	\$0	\$0.0000
Feb-20	*	43,256,900	24,582,577	7,263,375	2,400	0	75,105,252	\$0	\$0	\$0	\$0	\$0	\$0	\$0.0000
Mar-20	*	35,504,900	19,996,896	7,551,079	2,400	0	63,055,275	\$0	\$0	\$0	\$0	\$0	\$0	\$0.0000
Apr-20	*	21,784,500	12,466,846	6,802,032	2,400	0	41,055,778	\$0	\$0	\$0	\$0	\$0	\$0	\$0.0000
May-20	*	10,875,100	7,316,457	6,230,188	2,400	0	24,424,145	\$0	\$0	\$0	\$0	\$0	\$0	\$0.0000
Jun-20	*	5,082,000	4,363,786	5,393,843	2,400	0	14,842,029	\$0	\$0	\$0	\$0	\$0	\$0	\$0.0000
12 Mos		220,519,700	135,979,463	73,886,247	28,800	0	430,414,210	\$5,135	\$4,647	\$5,895	\$3	\$0	\$15,680	

* Projected

** Billing at the tariff rate yields the dollars recovered, inclusive of rate proration, if any. The rate presented is derived from dividing that amount by the therms, as such rounding differences to the tariff / billing rate may result .

(1) April 2010 back billed FTS customers August 09 - March 10, for \$170,127.

PIVOTAL UTILITY HOLDINGS, INC. d/b/a ELIZABETHTOWN GAS
ENERGY EFFICIENCY PROGRAM ("EEP")

Over / Under Recovered Carrying Cost Rate
Weighted Average Cost of Borrowing
12 Months Ended

a	Rates:		Ratio:		After Tax Wtd. Avg. Cost of Borrowing (1) f=(b*d+c*e)*(1-.4085)
	Commercial Paper b	Bank Credit Lines c	Commercial Paper d	Bank Credit Lines e	
Aug-09	0.82%	0.00%	100.00%	0.00%	0.49%
Sep-09	0.79%	0.00%	100.00%	0.00%	0.47%
Oct-09	0.70%	0.00%	100.00%	0.00%	0.41%
Nov-09	0.56%	0.00%	100.00%	0.00%	0.33%
Dec-09	0.53%	0.00%	100.00%	0.00%	0.31%
Jan-10	0.52%	0.00%	100.00%	0.00%	0.31%
Feb-10	0.57%	0.00%	100.00%	0.00%	0.34%
Mar-10	0.65%	0.00%	100.00%	0.00%	0.38%
Apr-10	1.13%	0.00%	100.00%	0.00%	0.67%
May-10	1.11%	0.00%	100.00%	0.00%	0.66%
Jun-10	0.60%	0.00%	100.00%	0.00%	0.35%
Jul-10	0.59%	0.00%	100.00%	0.00%	0.35%
Aug-10	0.54%	0.00%	100.00%	0.00%	0.32%
Sep-10	0.51%	0.00%	100.00%	0.00%	0.30%
Oct-10	0.51%	0.00%	100.00%	0.00%	0.30%
Nov-10	0.51%	0.00%	100.00%	0.00%	0.30%
Dec-10	0.50%	0.00%	100.00%	0.00%	0.30%
Jan-11	0.49%	0.00%	100.00%	0.00%	0.29%
Feb-11	0.49%	0.00%	100.00%	0.00%	0.29%
Mar-11	0.92%	0.00%	100.00%	0.00%	0.54%
Apr-11	0.00%	0.00%	100.00%	0.00%	0.00%
May-11	0.32%	0.00%	100.00%	0.00%	0.19%
Jun-11	0.31%	0.00%	100.00%	0.00%	0.18%
Jul-11	0.33%	0.00%	100.00%	0.00%	0.20%
Aug-11	0.34%	0.00%	100.00%	0.00%	0.20%
Sep-11	0.00%	0.00%	100.00%	0.00%	0.00%
Oct-11	0.00%	0.00%	100.00%	0.00%	0.00%
Nov-11	0.47%	0.00%	100.00%	0.00%	0.28%
Dec-11	0.57%	0.00%	100.00%	0.00%	0.34%
Jan-12	0.55%	0.00%	100.00%	0.00%	0.33%
Feb-12	0.50%	0.00%	100.00%	0.00%	0.30%
Mar-12	0.48%	0.00%	100.00%	0.00%	0.28%
Apr-12	0.48%	0.00%	100.00%	0.00%	0.28%
May-12	0.48%	0.00%	100.00%	0.00%	0.28%
Jun-12	0.48%	0.00%	100.00%	0.00%	0.28%
Jul-12	0.49%	0.00%	100.00%	0.00%	0.29%
Aug-12	0.49%	0.00%	100.00%	0.00%	0.29%
Sep-12	0.50%	0.00%	100.00%	0.00%	0.30%
Oct-12	0.50%	0.00%	100.00%	0.00%	0.30%
Nov-12	0.51%	0.00%	100.00%	0.00%	0.30%
Dec-12	0.50%	0.00%	100.00%	0.00%	0.30%
Jan-13	0.51%	0.00%	100.00%	0.00%	0.30%
Feb-13	0.50%	0.00%	100.00%	0.00%	0.30%
Mar-13	0.47%	0.00%	100.00%	0.00%	0.28%
Apr-13	0.43%	0.00%	100.00%	0.00%	0.25%
May-13	0.40%	0.00%	100.00%	0.00%	0.24%

PIVOTAL UTILITY HOLDINGS, INC. d/b/a ELIZABETHTOWN GAS
ENERGY EFFICIENCY PROGRAM ("EEP")

Over / Under Recovered Carrying Cost Rate
Weighted Average Cost of Borrowing
12 Months Ended

a	Rates:		Ratio:		After Tax Wtd. Avg. Cost of Borrowing (1) f=(b*d+c*e)*(1-.4085)
	Commercial Paper b	Bank Credit Lines c	Commercial Paper d	Bank Credit Lines e	
Jun-13	0.36%	0.00%	100.00%	0.00%	0.21%
Jul-13	0.35%	0.00%	100.00%	0.00%	0.21%
Aug-13	0.33%	0.00%	100.00%	0.00%	0.20%
Sep-13	0.35%	0.00%	100.00%	0.00%	0.21%
Oct-13	0.38%	0.00%	100.00%	0.00%	0.22%
Nov-13	0.35%	0.00%	100.00%	0.00%	0.21%
Dec-13	0.36%	0.00%	100.00%	0.00%	0.21%
Jan-14	0.33%	0.00%	100.00%	0.00%	0.20%
Feb-14	0.34%	0.00%	100.00%	0.00%	0.20%
Mar-14	0.35%	0.00%	100.00%	0.00%	0.21%
Apr-14	0.37%	0.00%	100.00%	0.00%	0.22%
May-14	0.23%	0.00%	100.00%	0.00%	0.14%
Jun-14	0.25%	0.00%	100.00%	0.00%	0.15%
Jul-14	*	0.25%	100.00%	0.00%	0.15%
Aug-14	*	0.25%	100.00%	0.00%	0.15%
Sep-14	*	0.25%	100.00%	0.00%	0.15%
Oct-14	*	0.25%	100.00%	0.00%	0.15%
Nov-14	*	0.25%	100.00%	0.00%	0.15%
Dec-14	*	0.25%	100.00%	0.00%	0.15%
Jan-15	*	0.25%	100.00%	0.00%	0.15%
Feb-15	*	0.25%	100.00%	0.00%	0.15%
Mar-15	*	0.25%	100.00%	0.00%	0.15%
Apr-15	*	0.25%	100.00%	0.00%	0.15%
May-15	*	0.25%	100.00%	0.00%	0.15%
Jun-15	*	0.25%	100.00%	0.00%	0.15%
Jul-15	*	0.25%	100.00%	0.00%	0.15%
Aug-15	*	0.25%	100.00%	0.00%	0.15%
Sep-15	*	0.25%	100.00%	0.00%	0.15%
Oct-15	*	0.25%	100.00%	0.00%	0.15%
Nov-15	*	0.25%	100.00%	0.00%	0.15%
Dec-15	*	0.25%	100.00%	0.00%	0.15%
Jan-16	*	0.25%	100.00%	0.00%	0.15%
Feb-16	*	0.25%	100.00%	0.00%	0.15%
Mar-16	*	0.25%	100.00%	0.00%	0.15%
Apr-16	*	0.25%	100.00%	0.00%	0.15%
May-16	*	0.25%	100.00%	0.00%	0.15%
Jun-16	*	0.25%	100.00%	0.00%	0.15%
Jul-16	*	0.25%	100.00%	0.00%	0.15%
Aug-16	*	0.25%	100.00%	0.00%	0.15%
Sep-16	*	0.25%	100.00%	0.00%	0.15%
Oct-16	*	0.25%	100.00%	0.00%	0.15%
Nov-16	*	0.25%	100.00%	0.00%	0.15%
Dec-16	*	0.25%	100.00%	0.00%	0.15%
Jan-17	*	0.25%	100.00%	0.00%	0.15%
Feb-17	*	0.25%	100.00%	0.00%	0.15%
Mar-17	*	0.25%	100.00%	0.00%	0.15%
Apr-17	*	0.25%	100.00%	0.00%	0.15%

PIVOTAL UTILITY HOLDINGS, INC. d/b/a ELIZABETHTOWN GAS
ENERGY EFFICIENCY PROGRAM ("EEP")

Over / Under Recovered Carrying Cost Rate
Weighted Average Cost of Borrowing
12 Months Ended

a		Rates:		Ratio:		After Tax Wtd. Avg. Cost of Borrowing (1) f=(b*d+c*e)*(1-.4085)
		Commercial Paper b	Bank Credit Lines c	Commercial Paper d	Bank Credit Lines e	
May-17	*	0.25%	0.00%	100.00%	0.00%	0.15%
Jun-17	*	0.25%	0.00%	100.00%	0.00%	0.15%
Jul-17	*	0.25%	0.00%	100.00%	0.00%	0.15%
Aug-17	*	0.25%	0.00%	100.00%	0.00%	0.15%
Sep-17	*	0.25%	0.00%	100.00%	0.00%	0.15%
Oct-17	*	0.25%	0.00%	100.00%	0.00%	0.15%
Nov-17	*	0.25%	0.00%	100.00%	0.00%	0.15%
Dec-17	*	0.25%	0.00%	100.00%	0.00%	0.15%
Jan-18	*	0.25%	0.00%	100.00%	0.00%	0.15%
Feb-18	*	0.25%	0.00%	100.00%	0.00%	0.15%
Mar-18	*	0.25%	0.00%	100.00%	0.00%	0.15%
Apr-18	*	0.25%	0.00%	100.00%	0.00%	0.15%
May-18	*	0.25%	0.00%	100.00%	0.00%	0.15%
Jun-18	*	0.25%	0.00%	100.00%	0.00%	0.15%
Jul-18	*	0.25%	0.00%	100.00%	0.00%	0.15%
Aug-18	*	0.25%	0.00%	100.00%	0.00%	0.15%
Sep-18	*	0.25%	0.00%	100.00%	0.00%	0.15%
Oct-18	*	0.25%	0.00%	100.00%	0.00%	0.15%
Nov-18	*	0.25%	0.00%	100.00%	0.00%	0.15%
Dec-18	*	0.25%	0.00%	100.00%	0.00%	0.15%
Jan-19	*	0.25%	0.00%	100.00%	0.00%	0.15%
Feb-19	*	0.25%	0.00%	100.00%	0.00%	0.15%
Mar-19	*	0.25%	0.00%	100.00%	0.00%	0.15%
Apr-19	*	0.25%	0.00%	100.00%	0.00%	0.15%
May-19	*	0.25%	0.00%	100.00%	0.00%	0.15%
Jun-19	*	0.25%	0.00%	100.00%	0.00%	0.15%
Jul-19	*	0.25%	0.00%	100.00%	0.00%	0.15%
Aug-19	*	0.25%	0.00%	100.00%	0.00%	0.15%
Sep-19	*		0.00%	100.00%	0.00%	0.00%

* Projected

(1) The Company's weighted average interest rate obtained on its commercial paper and bank credit lines, when utilized. The projected months are based on the last actual rate.

PIVOTAL UTILITY HOLDINGS, INC. d/b/a ELIZABETHTOWN GAS

ENERGY EFFICIENCY PROGRAM ("EEP")

CALCULATION OF THE EEP RATE

October 1, 2015 through September 30, 2016

RECOVERY YEAR - 2016

1	Prior Year Balance - (Sch. TK-2)			\$2,295,839
	<u>Actual Amounts Through:</u>	June 30, 2015		
2	Current Year O& M Costs (Sch. TK-2)			\$475,796
3	Current Year Revenue Requirements (Sch. TK-2)			\$1,052,561
4	Current Year Recoveries (Sch. TK-2)			(\$3,335,936)
5	Current Year Carrying Costs (Sch. TK-2)			<u>\$3,979</u>
6	Proforma Current Year TK-2 Ending Balance (Sum L1-L5)			\$492,239
7	<u>Projected Recoverables :</u>	June 30, 2016		
	- Revenue Requirements (Sch. TK-3)		\$779,484	
	- O&M Costs (Sch. TK-4)		<u>\$877,359</u>	<u>\$1,656,843</u>
8	Total Proposed Recoveries (L6+L7)			\$2,149,082
9	<u>12 Month Projected Normalized Sales and Services:</u>			
	- Residential		220,519,700	
	- Commercial		135,979,463	
	- Industrial		73,886,247	
	- Street /Yard Lights		28,800	
	- Cogeneration		0	430,414,210 therms
10	EEP Rate, before taxes and assessment (L8/L9)			\$0.0050 /therm
11	BPU & RC Assessment Factors			<u>1.0028</u>
12	EEP Rate, before taxes (L10*L11)			\$0.0050
13	Sales & Use Tax @	7.00%		<u>\$0.0004</u>
14	EEP Rate (L12+L13)			<u><u>\$0.0054</u></u> /therm

PIVOTAL UTILITY HOLDINGS, INC. d/b/a ELIZABETHTOWN GAS
ENERGY EFFICIENCY PROGRAM ("EEP")

CALCULATION OF THE EEP RATE
PROFROMA RATES PER KNOWN ACTUALS
Data to June 30th to Set Rate For

Before Rate Date Implementation Adjustments

	October 1, 2015	October 1, 2016	October 1, 2017	October 1, 2018	October 1, 2019	October 1, 2020	October 1, 2021	October 1, 2022	October 1, 2023
1 Prior Year (Over)/ Under Balance (Sch. TK-2)	\$492,239	(\$159,483)	(\$79,788)	(\$43,668)	\$31,796	(\$107,055)	(\$77,412)	(\$44,359)	\$5,140
2 Monthly Revenue Requirement (Sch. TK-2)	\$779,484	\$712,507	\$832,579	\$963,606	\$867,292	\$611,165	\$359,947	\$122,059	\$0
3 O&M Expenditures (Sch. TK-6)	\$877,359	\$948,465	\$948,465	\$948,465	\$158,076	\$0	\$0	\$0	\$0
4 Total Proposed Recoveries (Sum L1+L2+L3)	\$2,149,082	\$1,501,489	\$1,701,256	\$1,868,403	\$1,057,164	\$504,110	\$282,535	\$77,700	\$5,140
5 Projected Firm Sales (1) (Sch. TK-4) Therms	430,414,210	430,414,210	430,414,210	430,414,210	430,414,210	430,414,210	430,414,210	430,414,210	430,414,210
6 Rate, before taxes (L4/L5)	\$0.0050	\$0.0035	\$0.0040	\$0.0043	\$0.0025	\$0.0012	\$0.0007	\$0.0001	\$0.0000
7 BPU & RC Assessment Factor times L6	0.0028	\$0.0000	\$0.0000	\$0.0000	\$0.0000	\$0.0000	\$0.0000	\$0.0000	\$0.0000
7 Sales & Use Tax @	7.00%	\$0.0004	\$0.0002	\$0.0003	\$0.0003	\$0.0002	\$0.0001	\$0.0000	\$0.0000
8 Rate (L6+L7) per Therm	\$0.0054	\$0.0037	\$0.0043	\$0.0046	\$0.0027	\$0.0013	\$0.0007	\$0.0001	\$0.0000
9 Projected Rates excluding the Extension	\$0.0020	\$0.0040	\$0.0009	\$0.0002	\$0.0001	\$0.0000	\$0.0000	\$0.0000	\$0.0000
10 Avergae and Incremental Rate Changes:	\$0.0014	\$0.0028	\$0.0041	\$0.0045	\$0.0026	\$0.0013	\$0.0007	\$0.0001	\$0.0000

(1) All therms excluding NJBPU approved special contracts.

Average Billing Changes:			October 1, 2015	October 1, 2016	October 1, 2017	October 1, 2018	October 1, 2019	October 1, 2020	October 1, 2021	October 1, 2022	October 1, 2023
Determinates	Rates	October 1, 2015	October 1, 2016	October 1, 2017	October 1, 2018	October 1, 2019	October 1, 2020	October 1, 2021	October 1, 2022	October 1, 2023	
	4/1/15	Prj. Billed Amt	Prj. Billed Amt	Prj. Billed Amt	Prj. Billed Amt	Prj. Billed Amt	Prj. Billed Amt	Prj. Billed Amt	Prj. Billed Amt	Prj. Billed Amt	Prj. Billed Amt
	Effective EEP Rate >	\$0.0088									
Residential Sales Service											
12	Service Charge	\$8.00									
1,000	Volumetric Charge	\$0.8940									
	Bill	\$990.00	\$986.60	\$984.90	\$985.50	\$985.80	\$983.90	\$982.50	\$981.90	\$981.30	\$981.20
	Annual Bill Change		(\$3.30)	(\$1.70)	\$0.60	\$0.30	(\$1.90)	(\$1.40)	(\$0.60)	(\$0.60)	(\$0.10)
	Percent Change		(0.3%)	(0.2%)	0.1%	0.0%	(0.2%)	(0.1%)	(0.1%)	(0.1%)	0.0%
	Bill Change from Base		(\$3.40)	(\$5.10)	(\$4.50)	(\$4.20)	(\$6.10)	(\$7.50)	(\$8.10)	(\$8.70)	(\$8.80)
	Cumulative Billed							(\$69.80)	(\$78.50)	(\$87.30)	
Small General Service											
12	Service Charge	\$16.15									
1,000	Volumetric Charge	\$0.9069									
	Bill	\$1,100.70	\$1,097.30	\$1,095.60	\$1,096.20	\$1,096.50	\$1,094.60	\$1,093.20	\$1,092.60	\$1,092.00	\$1,091.90
	Annual Bill Change		(\$3.30)	(\$1.70)	\$0.60	\$0.30	(\$1.90)	(\$1.40)	(\$0.60)	(\$0.60)	(\$0.10)
	Percent Change		(0.3%)	(0.2%)	0.1%	0.0%	(0.2%)	(0.1%)	(0.1%)	(0.1%)	0.0%
	Bill Change from Base		(\$3.40)	(\$5.10)	(\$4.50)	(\$4.20)	(\$6.10)	(\$7.50)	(\$8.10)	(\$8.70)	(\$8.80)
	Cumulative Billed							(\$69.80)	(\$78.50)	(\$87.30)	
General Delivery Service											
12	Service Charge	\$20.00									
1,300	Demand Charge	\$0.811									
13,000	Volumetric Charge	\$0.7585									
	Bill	\$11,154.80	\$11,110.60	\$11,088.50	\$11,096.30	\$11,100.20	\$11,075.50	\$11,057.30	\$11,049.50	\$11,041.70	\$11,040.40
	Annual Bill Change		(\$42.90)	(\$22.10)	\$7.80	\$3.90	(\$24.70)	(\$18.20)	(\$7.80)	(\$7.80)	(\$1.30)
	Percent Change		(0.4%)	(0.2%)	0.1%	0.0%	(0.2%)	(0.2%)	(0.1%)	(0.1%)	0.0%
	Bill Change from Base		(\$44.20)	(\$66.30)	(\$58.50)	(\$54.60)	(\$79.30)	(\$97.50)	(\$105.30)	(\$113.10)	(\$114.40)
	Cumulative Billed							(\$907.40)	(\$1,020.50)	(\$1,134.90)	

EPP Schedule
TK-2

PIVOTAL UTILITY HOLDINGS, INC. d/b/a ELIZABETHTOWN GAS
ENERGY EFFICIENCY PROGRAM ("EEP")

Carrying Costs

a	Beginning Balance b	Revenue Requirement TK-3 c	O&M TK-4 d	Recoveries TK-5 e	Ending Balance f=b+c+d-e	Average Balance g=(b+f)/2	Interest Rate TK-6 h	Carrying Cost i=g*h/12	Ending Balance plus Cum. (O)/U Carrying Cost j=f+ cum of i
Beginning Balance									
Aug-09	\$0	\$10	\$8,706	\$61,140	(\$52,424)	(\$26,212)	0.49%	(\$11)	(\$52,435)
Sep-09	(\$52,424)	\$1,396	\$13,297	\$89,133	(\$126,864)	(\$89,644)	0.47%	(\$35)	(\$126,910)
Oct-09	(\$126,864)	\$13,475	\$40,569	\$130,405	(\$203,225)	(\$165,045)	0.41%	(\$56)	(\$203,327)
Nov-09	(\$203,225)	\$15,083	\$27,604	\$209,425	(\$369,963)	(\$286,594)	0.33%	(\$79)	(\$370,144)
Dec-09	(\$369,963)	\$15,137	\$62,504	\$340,002	(\$632,324)	(\$501,144)	0.31%	(\$129)	(\$632,634)
Jan-10	(\$632,324)	\$15,718	\$137,056	\$538,305	(\$1,017,855)	(\$825,090)	0.31%	(\$213)	(\$1,018,378)
Feb-10	(\$1,017,855)	\$16,254	\$48,017	\$506,821	(\$1,460,405)	(\$1,239,130)	0.34%	(\$351)	(\$1,461,279)
Mar-10	(\$1,460,405)	\$17,824	\$47,276	\$407,083	(\$1,802,388)	(\$1,631,397)	0.38%	(\$517)	(\$1,803,779)
Apr-10	(\$1,802,388)	\$18,521	\$60,333	\$408,577	(\$2,132,111)	(\$1,967,250)	0.67%	(\$1,098)	(\$2,134,600)
May-10	(\$2,132,111)	\$19,580	\$54,401	\$169,421	(\$2,227,551)	(\$2,179,831)	0.66%	(\$1,199)	(\$2,231,239)
Jun-10	(\$2,227,551)	\$20,490	\$22,376	\$131,572	(\$2,316,257)	(\$2,271,904)	0.35%	(\$663)	(\$2,320,608)
2010 Recovery Year		\$153,488	\$522,139	\$2,991,884				(\$4,351)	
* Projected									
Jul-10	(\$2,320,608)	\$22,043	\$56,880	\$126,726	(\$2,368,411)	(\$2,344,510)	0.35%	(\$684)	(\$2,369,095)
Aug-10	(\$2,368,411)	\$23,028	\$130,408	\$116,299	(\$2,331,274)	(\$2,349,843)	0.32%	(\$627)	(\$2,332,585)
Sep-10	(\$2,331,274)	\$25,439	\$80,078	\$113,707	(\$2,339,464)	(\$2,335,369)	0.30%	(\$584)	(\$2,341,359)
Oct-10	(\$2,339,464)	\$28,326	\$88,429	\$136,686	(\$2,359,395)	(\$2,349,430)	0.30%	(\$587)	(\$2,361,877)
Nov-10	(\$2,359,395)	\$32,287	\$122,538	\$240,742	(\$2,445,312)	(\$2,402,354)	0.30%	(\$601)	(\$2,448,395)
Dec-10	(\$2,445,312)	\$35,433	\$175,175	\$439,091	(\$2,673,795)	(\$2,559,554)	0.30%	(\$640)	(\$2,677,518)
Jan-11	(\$2,673,795)	\$43,067	\$27,045	\$577,208	(\$3,180,891)	(\$2,927,343)	0.29%	(\$707)	(\$3,185,321)
Feb-11	(\$3,180,891)	\$45,383	\$78,660	\$301,886	(\$3,358,734)	(\$3,269,813)	0.29%	(\$790)	(\$3,363,954)
Mar-11	(\$3,358,734)	\$48,794	\$68,419	\$4,887	(\$3,246,408)	(\$3,302,571)	0.54%	(\$1,486)	(\$3,253,114)
Apr-11	(\$3,246,408)	\$51,888	\$162,484	\$4,604	(\$3,036,640)	(\$3,141,524)	0.00%	\$0	(\$3,043,346)
May-11	(\$3,036,640)	\$56,262	\$150,777	(\$508)	(\$2,829,093)	(\$2,932,867)	0.19%	(\$464)	(\$2,836,263)
Jun-11	(\$2,829,093)	\$58,722	\$173,929	\$413	(\$2,596,855)	(\$2,712,974)	0.18%	(\$407)	(\$2,604,432)
2011 Recovery Year		\$470,672	\$1,314,822	\$2,061,741				(\$7,577)	
* Projected									
Jul-11	(\$2,604,432)	\$62,500	\$181,976	\$887	(\$2,360,843)	(\$2,482,638)	0.20%	(\$414)	(\$2,361,257)
Aug-11	(\$2,360,843)	\$67,971	\$100,753	\$298	(\$2,192,417)	(\$2,276,630)	0.20%	(\$379)	(\$2,193,210)
Sep-11	(\$2,192,417)	\$73,398	\$65,763	\$423	(\$2,053,679)	(\$2,123,048)	0.00%	\$0	(\$2,054,472)
Oct-11	(\$2,053,679)	\$78,932	\$183,180	\$348	(\$1,791,915)	(\$1,922,797)	0.00%	\$0	(\$1,792,708)
Nov-11	(\$1,791,915)	\$73,285	\$160,096	\$623	(\$1,559,157)	(\$1,675,536)	0.28%	(\$391)	(\$1,560,341)
Dec-11	(\$1,559,157)	\$76,965	\$231,018	\$33	(\$1,251,207)	(\$1,405,182)	0.34%	(\$398)	(\$1,252,789)
Jan-12	(\$1,251,207)	\$83,738	\$98,310	\$379	(\$1,069,538)	(\$1,160,373)	0.33%	(\$319)	(\$1,071,439)
Feb-12	(\$1,069,538)	\$90,157	\$184,277	\$201	(\$795,305)	(\$932,422)	0.30%	(\$233)	(\$797,439)
Mar-12	(\$795,305)	\$96,320	\$181,438	\$304	(\$517,851)	(\$656,578)	0.28%	(\$153)	(\$520,138)
Apr-12	(\$517,851)	\$101,150	\$94,157	\$688	(\$323,232)	(\$420,542)	0.28%	(\$98)	(\$325,617)
May-12	(\$323,232)	\$106,654	\$93,195	\$60	(\$123,443)	(\$223,338)	0.28%	(\$52)	(\$125,880)
Jun-12	(\$123,443)	\$107,844	\$26,994	\$172	\$11,223	(\$56,110)	0.28%	(\$13)	\$8,773
2012 Recovery Year		\$1,018,914	\$1,601,157	\$4,416				(\$2,450)	
* Projected									

EEP Schedule
TK-2

PIVOTAL UTILITY HOLDINGS, INC. d/b/a ELIZABETHTOWN GAS
ENERGY EFFICIENCY PROGRAM ("EEP")

Carrying Costs

a	Beginning Balance b	Revenue Requirement TK-3 c	O&M TK-4 d	Recoveries TK-5 e	Ending Balance f=b+c+d-e	Average Balance g=(b+f)/2	Interest Rate TK-6 h	Carrying Cost i=g*h/12	Ending Balance plus Cum. (O)/U Carrying Cost j=f+ cum of i
Jul-12	\$8,773	\$107,674	\$25,873	\$79	\$142,241	\$75,507	0.29%	\$18	\$142,259
Aug-12	\$142,241	\$108,483	\$17,645	\$87	\$268,282	\$205,262	0.29%	\$50	\$268,350
Sep-12	\$268,282	\$108,453	\$17,616	\$68	\$394,283	\$331,283	0.30%	\$83	\$394,434
Oct-12	\$394,283	\$109,496	\$28,129	\$53	\$531,855	\$463,069	0.30%	\$116	\$532,122
Nov-12	\$531,855	\$109,765	\$24,369	(\$18)	\$666,007	\$598,931	0.30%	\$150	\$666,424
Dec-12	\$666,007	\$110,233	\$61,968	\$5	\$838,203	\$752,105	0.30%	\$188	\$838,808
Jan-13	\$838,203	\$110,092	\$9,886	\$136	\$958,045	\$898,124	0.30%	\$225	\$958,875
Feb-13	\$958,045	\$110,538	\$45,728	\$397	\$1,113,914	\$1,035,980	0.30%	\$259	\$1,115,003
Mar-13	\$1,113,914	\$111,559	\$20,225	(\$28)	\$1,245,726	\$1,179,820	0.28%	\$275	\$1,247,090
Apr-13	\$1,245,726	\$113,898	\$52,786	\$85	\$1,412,325	\$1,329,026	0.25%	\$277	\$1,413,966
May-13	\$1,412,325	\$114,444	\$20,896	(\$45)	\$1,547,710	\$1,480,018	0.24%	\$296	\$1,549,647
Jun-13	\$1,547,710	\$114,802	\$22,932	(\$2)	\$1,685,446	\$1,616,578	0.21%	\$283	\$1,687,666
2013 Recovery Year		\$1,329,437	\$348,053	\$817				\$2,220	
* Projected									
Jul-13	\$1,687,666	\$115,255	\$19,915	\$5	\$1,822,831	\$1,755,249	0.21%	\$307	\$1,823,138
Aug-13	\$1,822,831	\$115,637	\$10,125	\$7	\$1,948,586	\$1,885,709	0.20%	\$314	\$1,949,207
Sep-13	\$1,948,586	\$112,993	\$25,080	\$53	\$2,086,606	\$2,017,596	0.21%	\$353	\$2,087,580
Oct-13	\$2,086,606	\$102,640	\$12,054	(\$15)	\$2,201,315	\$2,143,961	0.22%	\$393	\$2,202,682
Nov-13	\$2,201,315	\$102,876	\$51,173	\$0	\$2,355,364	\$2,278,340	0.21%	\$399	\$2,357,130
Dec-13	\$2,355,364	\$102,698	\$32,710	\$3	\$2,490,769	\$2,423,067	0.21%	\$424	\$2,492,959
Jan-14	\$2,490,769	\$102,719	\$86,716	\$145,595	\$2,534,609	\$2,512,689	0.20%	\$419	\$2,537,218
Feb-14	\$2,534,609	\$102,791	\$49,011	\$321,203	\$2,365,208	\$2,449,909	0.20%	\$408	\$2,368,225
Mar-14	\$2,365,208	\$101,066	\$54,349	\$289,915	\$2,230,708	\$2,297,958	0.21%	\$402	\$2,234,127
Apr-14	\$2,230,708	\$101,422	\$81,132	\$191,983	\$2,221,279	\$2,225,994	0.22%	\$408	\$2,225,106
May-14	\$2,221,279	\$101,134	\$13,859	\$105,685	\$2,230,587	\$2,225,933	0.14%	\$260	\$2,234,674
Jun-14	\$2,230,587	\$100,927	\$26,238	\$66,283	\$2,291,469	\$2,261,028	0.15%	\$283	\$2,295,839
2014 Recovery Year		\$1,262,158	\$462,362	\$1,120,717				\$4,370	
* Projected									
Jul-14	\$2,295,839	\$99,307	\$26,942	\$56,408	\$2,365,680	\$2,330,760	0.14%	\$272	\$2,365,952
Aug-14	\$2,365,680	\$99,013	\$9,639	\$55,081	\$2,419,251	\$2,392,466	0.16%	\$319	\$2,419,842
Sep-14	\$2,419,251	\$97,180	\$25,375	\$57,287	\$2,484,519	\$2,451,885	0.17%	\$347	\$2,485,457
Oct-14	\$2,484,519	\$95,157	\$14,210	\$65,556	\$2,528,330	\$2,506,425	0.18%	\$376	\$2,529,644
Nov-14	\$2,528,330	\$91,480	\$21,835	\$129,003	\$2,512,642	\$2,520,486	0.22%	\$462	\$2,514,418
Dec-14	\$2,512,642	\$89,946	\$21,699	\$342,568	\$2,281,719	\$2,397,181	0.28%	\$559	\$2,284,054
Jan-15	\$2,281,719	\$83,869	\$75,874	\$582,784	\$1,858,678	\$2,070,199	0.30%	\$518	\$1,861,531
Feb-15	\$1,858,678	\$82,945	\$71,872	\$714,648	\$1,298,847	\$1,578,763	0.30%	\$395	\$1,302,095
Mar-15	\$1,298,847	\$80,397	\$64,645	\$673,959	\$769,930	\$1,034,389	0.32%	\$276	\$773,454
Apr-15	* \$769,930	\$79,322	\$70,235	\$336,658	\$582,829	\$676,380	0.32%	\$180	\$586,533
May-15	* \$582,829	\$77,144	\$36,735	\$200,279	\$496,429	\$539,629	0.32%	\$144	\$500,277
Jun-15	* \$496,429	\$76,801	\$36,735	\$121,705	\$488,260	\$492,345	0.32%	\$131	\$492,239
2015 Recovery Year		\$1,052,561	\$475,796	\$3,335,936				\$3,979	
* Projected									

EEP Schedule
TK-2

PIVOTAL UTILITY HOLDINGS, INC. d/b/a ELIZABETHTOWN GAS
ENERGY EFFICIENCY PROGRAM ("EEP")

Carrying Costs

	Beginning Balance	Revenue Requirement TK-3	O&M TK-4	Recoveries TK-5	Ending Balance	Average Balance	Interest Rate TK-6	Carrying Cost	Ending Balance plus Cum. (O)/U Carrying Cost	
a	b	c	d	e	f=b+c+d-e	g=(b+f)/2	h	i=g*h/12	j=f+ cum of i	
Jul-15	*	\$492,239	\$75,075	\$50,235	\$108,468	\$509,081	\$500,660	0.32%	\$134	\$509,215
Aug-15	*	\$509,081	\$72,010	\$36,735	\$109,822	\$508,004	\$508,543	0.32%	\$136	\$508,274
Sep-15		\$508,004	\$69,925	\$79,038	\$108,186	\$548,781	\$528,393	0.32%	\$141	\$549,192
Oct-15		\$548,781	\$66,875	\$79,038	\$123,276	\$571,418	\$560,100	0.32%	\$149	\$571,978
Nov-15		\$571,418	\$73,682	\$79,038	\$160,210	\$563,928	\$567,673	0.32%	\$151	\$564,639
Dec-15		\$563,928	\$70,900	\$79,038	\$251,613	\$462,253	\$513,091	0.32%	\$137	\$463,101
Jan-16		\$462,253	\$66,616	\$79,038	\$355,374	\$252,533	\$357,393	0.32%	\$95	\$253,476
Feb-16		\$252,533	\$62,661	\$79,038	\$375,527	\$18,705	\$135,619	0.32%	\$36	\$19,684
Mar-16		\$18,705	\$58,850	\$79,038	\$315,276	(\$158,683)	(\$69,989)	0.32%	(\$19)	(\$157,723)
Apr-16		(\$158,683)	\$56,290	\$79,038	\$205,279	(\$228,634)	(\$193,659)	0.32%	(\$52)	(\$227,726)
May-16		(\$228,634)	\$52,945	\$79,038	\$122,121	(\$218,772)	(\$223,703)	0.32%	(\$60)	(\$217,924)
Jun-16		(\$218,772)	\$53,655	\$79,047	\$74,210	(\$160,280)	(\$189,526)	0.32%	(\$51)	(\$159,483)
2016 Recovery Year		\$779,484	\$877,359	\$2,309,362					\$797	
* Projected										
Jul-16		(\$159,483)	\$55,229	\$79,038	\$66,139	(\$91,355)	(\$125,419)	0.32%	(\$33)	(\$91,388)
Aug-16		(\$91,355)	\$55,879	\$79,038	\$66,965	(\$23,403)	(\$57,379)	0.32%	(\$15)	(\$23,451)
Sep-16		(\$23,403)	\$57,412	\$79,038	\$65,967	\$47,080	\$11,839	0.32%	\$3	\$47,035
Oct-16		\$47,080	\$57,671	\$79,038	\$80,315	\$103,474	\$75,277	0.32%	\$20	\$103,449
Nov-16		\$103,474	\$58,781	\$79,038	\$112,146	\$129,147	\$116,311	0.32%	\$31	\$129,153
Dec-16		\$129,147	\$59,425	\$79,038	\$176,129	\$91,481	\$110,314	0.32%	\$29	\$91,516
Jan-17		\$91,481	\$60,765	\$79,038	\$248,761	(\$17,477)	\$37,002	0.32%	\$10	(\$17,432)
Feb-17		(\$17,477)	\$61,342	\$79,038	\$262,868	(\$139,965)	(\$78,721)	0.32%	(\$21)	(\$139,941)
Mar-17		(\$139,965)	\$61,453	\$79,038	\$220,693	(\$220,167)	(\$180,066)	0.32%	(\$48)	(\$220,191)
Apr-17		(\$220,167)	\$60,630	\$79,038	\$143,695	(\$224,194)	(\$222,181)	0.32%	(\$59)	(\$224,277)
May-17		(\$224,194)	\$61,528	\$79,038	\$85,485	(\$169,113)	(\$196,654)	0.32%	(\$52)	(\$169,248)
Jun-17		(\$169,113)	\$62,392	\$79,047	\$51,946	(\$79,620)	(\$124,367)	0.32%	(\$33)	(\$79,788)
2017 Recovery Year		\$712,507	\$948,465	\$1,581,109					(\$168)	
* Projected										
Jul-17	*	(\$79,788)	\$63,306	\$79,038	\$46,298	\$16,258	(\$31,765)	0.32%	(\$8)	(\$31,773)
Aug-17	*	\$16,258	\$64,312	\$79,038	\$46,875	\$112,733	\$64,496	0.32%	\$17	\$64,505
Sep-17	*	\$112,733	\$65,688	\$79,038	\$46,176	\$211,283	\$162,008	0.32%	\$43	\$162,060
Oct-17	*	\$211,283	\$66,752	\$79,038	\$70,977	\$286,096	\$248,690	0.32%	\$66	\$248,808
Nov-17	*	\$286,096	\$67,631	\$79,038	\$128,169	\$304,596	\$295,346	0.32%	\$79	\$295,543
Dec-17	*	\$304,596	\$68,759	\$79,038	\$201,291	\$251,102	\$277,849	0.32%	\$74	\$278,120
Jan-18	*	\$251,102	\$70,691	\$79,038	\$284,299	\$116,532	\$183,817	0.32%	\$49	\$184,137
Feb-18	*	\$116,532	\$71,270	\$79,038	\$300,422	(\$33,582)	\$41,475	0.32%	\$11	\$41,806
Mar-18	*	(\$33,582)	\$72,750	\$79,038	\$252,222	(\$134,016)	(\$83,799)	0.32%	(\$22)	(\$83,490)
Apr-18	*	(\$134,016)	\$73,081	\$79,038	\$164,223	(\$146,120)	(\$140,068)	0.32%	(\$37)	(\$139,796)
May-18	*	(\$146,120)	\$73,749	\$79,038	\$97,697	(\$91,030)	(\$118,575)	0.32%	(\$32)	(\$118,335)
Jun-18	*	(\$91,030)	\$74,590	\$79,047	\$59,368	\$3,239	(\$43,896)	0.32%	(\$12)	(\$43,668)
2018 Recovery Year		\$832,579	\$948,465	\$1,698,017					\$228	
* Projected										

EEP Schedule
TK-2

PIVOTAL UTILITY HOLDINGS, INC. d/b/a ELIZABETHTOWN GAS
ENERGY EFFICIENCY PROGRAM ("EEP")

Carrying Costs

		Revenue Requirement	O&M	Recoveries	Ending Balance	Average Balance	Interest Rate	Carrying Cost	Ending Balance plus Cum. (O)/U Carrying Cost	
a	b	TK-3 c	TK-4 d	TK-5 e	f=b+c+d-e	g=(b+f)2	TK-6 h	i=q*h/12	j=f+ cum of i	
Jul-18	*	(\$43,668)	\$76,177	\$79,038	\$52,912	\$58,635	\$7,484	0.32%	\$2	\$58,637
Aug-18	*	\$58,635	\$77,067	\$79,038	\$53,573	\$161,167	\$109,901	0.32%	\$29	\$161,198
Sep-18	*	\$161,167	\$78,022	\$79,038	\$52,775	\$265,452	\$213,310	0.32%	\$57	\$265,540
Oct-18	*	\$265,452	\$78,927	\$79,038	\$78,448	\$344,969	\$305,211	0.32%	\$81	\$345,138
Nov-18	*	\$344,969	\$80,303	\$79,038	\$137,780	\$366,530	\$355,750	0.32%	\$95	\$366,794
Dec-18	*	\$366,530	\$80,548	\$79,038	\$216,387	\$309,729	\$338,130	0.32%	\$90	\$310,083
Jan-19	*	\$309,729	\$81,180	\$79,038	\$305,621	\$164,326	\$237,028	0.32%	\$63	\$164,743
Feb-19	*	\$164,326	\$81,763	\$79,038	\$322,953	\$2,174	\$83,250	0.32%	\$22	\$2,613
Mar-19	*	\$2,174	\$82,537	\$79,038	\$271,138	(\$107,389)	(\$52,608)	0.32%	(\$14)	(\$106,964)
Apr-19	*	(\$107,389)	\$82,411	\$79,038	\$176,539	(\$122,479)	(\$114,934)	0.32%	(\$31)	(\$122,085)
May-19	*	(\$122,479)	\$82,324	\$79,038	\$105,024	(\$66,141)	(\$94,310)	0.32%	(\$25)	(\$65,772)
Jun-19	*	(\$66,141)	\$82,347	\$79,047	\$63,821	\$31,432	(\$17,355)	0.32%	(\$5)	\$31,796
2019 Recovery Year		\$963,606	\$948,465	\$1,836,971					\$364	
* Projected										
Jul-19	*	\$31,796	\$82,402	\$79,038	\$56,879	\$136,357	\$84,077	0.32%	\$22	\$136,379
Aug-19	*	\$136,357	\$80,831	\$79,038	\$57,590	\$238,636	\$187,497	0.32%	\$50	\$238,708
Sep-19	*	\$238,636	\$78,371	\$0	\$56,731	\$260,276	\$249,456	0.32%	\$67	\$260,415
Oct-19	*	\$260,276	\$76,556	\$0	\$63,505	\$273,327	\$266,802	0.32%	\$71	\$273,537
Nov-19	*	\$273,327	\$74,681	\$0	\$80,104	\$267,904	\$270,616	0.32%	\$72	\$268,186
Dec-19	*	\$267,904	\$72,989	\$0	\$125,807	\$215,086	\$241,495	0.32%	\$64	\$215,432
Jan-20	*	\$215,086	\$71,169	\$0	\$177,687	\$108,568	\$161,827	0.32%	\$43	\$108,957
Feb-20	*	\$108,568	\$69,523	\$0	\$187,762	(\$9,671)	\$49,449	0.32%	\$13	(\$9,269)
Mar-20	*	(\$9,671)	\$67,883	\$0	\$157,638	(\$99,426)	(\$54,549)	0.32%	(\$15)	(\$99,039)
Apr-20	*	(\$99,426)	\$66,083	\$0	\$102,639	(\$135,982)	(\$117,704)	0.32%	(\$31)	(\$135,626)
May-20	*	(\$135,982)	\$64,295	\$0	\$61,060	(\$132,747)	(\$134,365)	0.32%	(\$36)	(\$132,427)
Jun-20	*	(\$132,747)	\$62,509	\$0	\$37,105	(\$107,343)	(\$120,045)	0.32%	(\$32)	(\$107,055)
2020 Recovery Year		\$867,292	\$158,076	\$1,164,507					\$288	
* Projected										
Jul-20	*	(\$107,055)	\$60,607	\$0	\$33,071	(\$79,519)	(\$93,287)	0.32%	(\$25)	(\$79,544)
Aug-20	*	(\$79,519)	\$58,697	\$0	\$33,483	(\$54,305)	(\$66,912)	0.32%	(\$18)	(\$54,348)
Sep-20	*	(\$54,305)	\$56,761	\$0	\$32,984	(\$30,528)	(\$42,417)	0.32%	(\$11)	(\$30,582)
Oct-20	*	(\$30,528)	\$55,033	\$0	\$35,488	(\$10,983)	(\$20,756)	0.32%	(\$6)	(\$11,043)
Nov-20	*	(\$10,983)	\$53,245	\$0	\$38,451	\$3,811	(\$3,586)	0.32%	(\$1)	\$3,750
Dec-20	*	\$3,811	\$51,640	\$0	\$60,386	(\$4,935)	(\$562)	0.32%	\$0	(\$4,996)
Jan-21	*	(\$4,935)	\$49,906	\$0	\$85,289	(\$40,318)	(\$22,627)	0.32%	(\$6)	(\$40,385)
Feb-21	*	(\$40,318)	\$48,346	\$0	\$90,126	(\$82,098)	(\$61,208)	0.32%	(\$16)	(\$82,181)
Mar-21	*	(\$82,098)	\$46,793	\$0	\$75,666	(\$110,971)	(\$96,535)	0.32%	(\$26)	(\$111,080)
Apr-21	*	(\$110,971)	\$45,080	\$0	\$49,266	(\$115,157)	(\$113,064)	0.32%	(\$30)	(\$115,296)
May-21	*	(\$115,157)	\$43,378	\$0	\$29,309	(\$101,088)	(\$108,123)	0.32%	(\$29)	(\$101,256)
Jun-21	*	(\$101,088)	\$41,679	\$0	\$17,811	(\$77,220)	(\$89,154)	0.32%	(\$24)	(\$77,412)
2021 Recovery Year		\$611,165	\$0	\$581,330					(\$192)	
* Projected										

EEP Schedule
TK-2

PIVOTAL UTILITY HOLDINGS, INC. d/b/a ELIZABETHTOWN GAS
ENERGY EFFICIENCY PROGRAM ("EEP")

Carrying Costs

a		Beginning Balance b	Revenue Requirement TK-3 c	O&M TK-4 d	Recoveries TK-5 e	Ending Balance f=b+c+d-e	Average Balance g=(b+f)/2	Interest Rate TK-6 h	Carrying Cost i=g*h/12	Ending Balance plus Cum. (O)/U Carrying Cost j=f+ cum of i
Jul-21	*	(\$77,412)	\$39,865	\$0	\$15,874	(\$53,421)	(\$65,417)	0.32%	(\$17)	(\$53,438)
Aug-21	*	(\$53,421)	\$38,041	\$0	\$16,072	(\$31,452)	(\$42,437)	0.32%	(\$11)	(\$31,480)
Sep-21	*	(\$31,452)	\$36,191	\$0	\$15,832	(\$11,093)	(\$21,273)	0.32%	(\$6)	(\$11,127)
Oct-21	*	(\$11,093)	\$34,550	\$0	\$18,678	\$4,779	(\$3,157)	0.32%	(\$1)	\$4,744
Nov-21	*	\$4,779	\$32,849	\$0	\$22,429	\$15,199	\$9,989	0.32%	\$3	\$15,167
Dec-21	*	\$15,199	\$31,331	\$0	\$35,227	\$11,303	\$13,251	0.32%	\$4	\$11,275
Jan-22	*	\$11,303	\$28,348	\$0	\$49,753	(\$10,102)	\$601	0.32%	\$0	(\$10,130)
Feb-22	*	(\$10,102)	\$26,881	\$0	\$52,574	(\$35,795)	(\$22,949)	0.32%	(\$6)	(\$35,829)
Mar-22	*	(\$35,795)	\$25,254	\$0	\$44,139	(\$54,680)	(\$45,238)	0.32%	(\$12)	(\$54,726)
Apr-22	*	(\$54,680)	\$23,639	\$0	\$28,739	(\$59,780)	(\$57,230)	0.32%	(\$15)	(\$59,841)
May-22	*	(\$59,780)	\$22,262	\$0	\$17,098	(\$54,616)	(\$57,198)	0.32%	(\$15)	(\$54,692)
Jun-22	*	(\$54,616)	\$20,736	\$0	\$10,390	(\$44,270)	(\$49,443)	0.32%	(\$13)	(\$44,359)
2022 Recovery Year			\$359,947	\$0	\$326,805					(\$89)
* Projected										
Jul-22	*	(\$44,359)	\$18,937	\$0	\$9,260	(\$34,682)	(\$39,521)	0.32%	(\$11)	(\$34,693)
Aug-22	*	(\$34,682)	\$17,116	\$0	\$9,375	(\$26,941)	(\$30,812)	0.32%	(\$8)	(\$26,960)
Sep-22	*	(\$26,941)	\$15,510	\$0	\$9,235	(\$20,666)	(\$23,804)	0.32%	(\$6)	(\$20,691)
Oct-22	*	(\$20,666)	\$13,849	\$0	\$7,471	(\$14,288)	(\$17,477)	0.32%	(\$5)	(\$14,318)
Nov-22	*	(\$14,288)	\$12,375	\$0	\$3,204	(\$5,117)	(\$9,703)	0.32%	(\$3)	(\$5,150)
Dec-22	*	(\$5,117)	\$10,778	\$0	\$5,032	\$629	(\$2,244)	0.32%	(\$1)	\$595
Jan-23	*	\$629	\$9,359	\$0	\$7,108	\$2,880	\$1,755	0.32%	\$0	\$2,846
Feb-23	*	\$2,880	\$7,951	\$0	\$7,510	\$3,321	\$3,101	0.32%	\$1	\$3,288
Mar-23	*	\$3,321	\$6,387	\$0	\$6,305	\$3,403	\$3,362	0.32%	\$1	\$3,371
Apr-23	*	\$3,403	\$4,841	\$0	\$4,105	\$4,139	\$3,771	0.32%	\$1	\$4,108
May-23	*	\$4,139	\$3,303	\$0	\$2,443	\$4,999	\$4,569	0.32%	\$1	\$4,969
Jun-23	*	\$4,999	\$1,653	\$0	\$1,483	\$5,169	\$5,084	0.32%	\$1	\$5,140
2023 Recovery Year			\$122,059	\$0	\$72,531					(\$29)
* Projected										
Jul-23	*	\$5,140	\$0	\$0	\$1,322	\$3,818	\$4,479	0.32%	\$1	\$3,819
Aug-23	*	\$3,818	\$0	\$0	\$1,339	\$2,479	\$3,149	0.32%	\$1	\$2,481
Sep-23	*	\$2,479	\$0	\$0	\$1,319	\$1,160	\$1,820	0.32%	\$0	\$1,162
Oct-23	*	\$1,160	\$0	\$0	\$1,868	(\$708)	\$226	0.32%	\$0	(\$706)
Nov-23	*	(\$708)	\$0	\$0	\$0	(\$708)	(\$708)	0.32%	\$0	(\$706)
Dec-23	*	(\$708)	\$0	\$0	\$0	(\$708)	(\$708)	0.32%	\$0	(\$706)
Jan-24	*	(\$708)	\$0	\$0	\$0	(\$708)	(\$708)	0.32%	\$0	(\$706)
Feb-24	*	(\$708)	\$0	\$0	\$0	(\$708)	(\$708)	0.32%	\$0	(\$706)
Mar-24	*	(\$708)	\$0	\$0	\$0	(\$708)	(\$708)	0.32%	\$0	(\$706)
Apr-24	*	(\$708)	\$0	\$0	\$0	(\$708)	(\$708)	0.32%	\$0	(\$706)
May-24	*	(\$708)	\$0	\$0	\$0	(\$708)	(\$708)	0.32%	\$0	(\$706)
Jun-24	*	(\$708)	\$0	\$0	\$0	(\$708)	(\$708)	0.32%	\$0	(\$706)
2024 Recovery Year			\$0	\$0	\$5,848					\$2
* Projected										

PIVOTAL UTILITY HOLDINGS, INC. d/b/a ELIZABETHTOWN GAS
ENERGY EFFICIENCY PROGRAM ("EEP")

EEP Schedule
TK-3

Monthly Recoverable Investment
Program Expenditures - Amortized Over Four Years

	Amortizable Expenditures TK-4	Cumulative Expenditures	Average Expenditures	Amort. Months	Monthly Amortization	Accum. Amort.	Accum. Deferred Income Tax	Earnings / Rate Base	Average Rate Base	Wtd. Avg. Cost of Capital (1) After-tax	Revenue Factor	Monthly Return on Rate Base m= (j) *k*/12	Monthly Revenue Requirement n=m+f	YTD ending June
a	b	c	d	e	f	g	h	i=c-g-h	j	k	l	m= (j) *k*/12	n=m+f	
Begin Balance		\$0				\$0		\$0						
Aug-09	\$415	\$415	\$208	48	\$9	\$9	\$167	\$239	\$120	6.87%	1.71702	\$1	\$10	
Sep-09	\$58,552	\$58,967	\$29,691	48	\$1,228	\$1,237	\$23,715	\$34,015	\$17,127	6.87%	1.71702	\$168	\$1,396	
Oct-09	\$503,469	\$562,436	\$310,702	48	\$11,717	\$12,954	\$225,727	\$323,755	\$178,885	6.87%	1.71702	\$1,758	\$13,475	
Nov-09	\$9,154	\$571,590	\$567,013	48	\$11,908	\$24,862	\$224,596	\$322,132	\$322,944	6.87%	1.71702	\$3,175	\$15,083	
Dec-09	\$6,648	\$578,238	\$574,914	48	\$12,047	\$36,909	\$222,378	\$318,951	\$320,542	6.71%	1.72388	\$3,090	\$15,137	
Jan-10	\$29,746	\$607,984	\$593,111	48	\$12,666	\$49,575	\$229,394	\$329,015	\$323,983	6.53%	1.73120	\$3,052	\$15,718	
Feb-10	\$22,212	\$630,196	\$619,090	48	\$13,129	\$62,704	\$233,125	\$334,367	\$331,691	6.53%	1.73120	\$3,125	\$16,254	
Mar-10	\$67,165	\$697,361	\$663,779	48	\$14,528	\$77,232	\$254,749	\$365,380	\$349,874	6.53%	1.73120	\$3,296	\$17,824	
Apr-10	\$25,100	\$722,461	\$709,911	48	\$15,051	\$92,283	\$258,877	\$371,301	\$368,341	6.53%	1.73120	\$3,470	\$18,521	
May-10	\$45,518	\$767,979	\$745,220	48	\$16,000	\$108,283	\$271,003	\$388,693	\$379,997	6.53%	1.73120	\$3,580	\$19,580	11 mos.
Jun-10	\$37,061	\$805,040	\$786,510	48	\$16,772	\$125,055	\$279,338	\$400,647	\$394,670	6.53%	1.73120	\$3,718	\$20,490	\$153,488
Jul-10	\$66,161	\$871,201	\$838,121	48	\$18,150	\$143,205	\$298,950	\$429,046	\$414,847	6.53%	1.72431	\$3,893	\$22,043	
Aug-10	\$38,308	\$909,509	\$890,355	48	\$18,948	\$162,153	\$306,859	\$440,497	\$434,772	6.53%	1.72431	\$4,080	\$23,028	
Sep-10	\$102,354	\$1,011,863	\$960,686	48	\$21,080	\$183,233	\$340,059	\$488,571	\$464,534	6.53%	1.72431	\$4,359	\$25,439	
Oct-10	\$115,476	\$1,127,339	\$1,069,601	48	\$23,486	\$206,719	\$377,637	\$542,983	\$515,777	6.53%	1.72431	\$4,840	\$28,326	
Nov-10	\$160,103	\$1,287,442	\$1,207,391	48	\$26,822	\$233,541	\$432,082	\$621,819	\$582,401	6.53%	1.72431	\$5,465	\$32,287	
Dec-10	\$121,085	\$1,408,527	\$1,347,985	48	\$29,344	\$262,885	\$469,558	\$676,084	\$648,952	6.53%	1.72431	\$6,089	\$35,433	
Jan-11	\$316,793	\$1,725,320	\$1,566,924	48	\$35,944	\$298,829	\$584,285	\$842,206	\$759,145	6.53%	1.72431	\$7,123	\$43,067	
Feb-11	\$69,466	\$1,794,786	\$1,760,053	48	\$37,391	\$336,220	\$597,387	\$861,179	\$851,693	6.53%	1.72431	\$7,992	\$45,383	
Mar-11	\$145,466	\$1,940,252	\$1,867,519	48	\$40,422	\$376,642	\$640,298	\$923,312	\$892,246	6.53%	1.72431	\$8,372	\$48,794	
Apr-11	\$123,753	\$2,064,005	\$2,002,129	48	\$43,000	\$419,642	\$673,285	\$971,078	\$947,195	6.53%	1.72431	\$8,888	\$51,888	
May-11	\$181,299	\$2,245,304	\$2,154,655	48	\$46,777	\$466,419	\$728,238	\$1,050,647	\$1,010,863	6.53%	1.72431	\$9,485	\$56,262	
Jun-11	\$94,109	\$2,339,413	\$2,292,359	48	\$48,738	\$515,157	\$746,772	\$1,077,484	\$1,064,066	6.53%	1.72431	\$9,984	\$58,722	\$470,672
Jul-11	\$160,805	\$2,500,218	\$2,419,816	48	\$52,088	\$567,245	\$791,183	\$1,141,790	\$1,109,637	6.53%	1.72431	\$10,412	\$62,500	
Aug-11	\$225,652	\$2,725,870	\$2,613,044	48	\$56,789	\$624,034	\$860,163	\$1,241,673	\$1,191,732	6.53%	1.72431	\$11,182	\$67,971	
Sep-11	\$217,236	\$2,943,106	\$2,834,488	48	\$61,315	\$685,349	\$923,857	\$1,333,900	\$1,287,787	6.53%	1.72431	\$12,083	\$73,398	
Oct-11	\$223,848	\$3,166,954	\$3,055,030	48	\$65,978	\$751,327	\$988,347	\$1,427,280	\$1,380,590	6.53%	1.72431	\$12,954	\$78,932	
Nov-11	(\$250,636)	\$2,916,318	\$3,041,636	48	\$60,757	\$812,084	\$861,143	\$1,243,091	\$1,335,186	6.53%	1.72431	\$12,528	\$73,285	
Dec-11	\$200,118	\$3,116,436	\$3,016,377	48	\$64,926	\$877,010	\$916,369	\$1,323,057	\$1,283,074	6.53%	1.72431	\$12,039	\$76,965	
Jan-12	\$279,326	\$3,395,762	\$3,256,099	48	\$70,745	\$947,755	\$1,001,574	\$1,446,433	\$1,384,745	6.53%	1.72431	\$12,993	\$83,738	
Feb-12	\$256,311	\$3,652,073	\$3,523,918	48	\$76,085	\$1,023,840	\$1,075,197	\$1,553,036	\$1,499,735	6.53%	1.72431	\$14,072	\$90,157	
Mar-12	\$249,404	\$3,901,477	\$3,776,775	48	\$81,281	\$1,105,121	\$1,143,875	\$1,652,481	\$1,602,759	6.53%	1.72431	\$15,039	\$96,320	
Apr-12	\$198,955	\$4,100,432	\$4,000,955	48	\$85,426	\$1,190,547	\$1,190,252	\$1,719,633	\$1,686,057	6.49%	1.72431	\$15,724	\$101,150	
May-12	\$238,126	\$4,338,558	\$4,219,495	48	\$90,387	\$1,280,934	\$1,250,603	\$1,807,021	\$1,763,327	6.42%	1.72431	\$16,267	\$106,654	
Jun-12	\$43,972	\$4,382,530	\$4,360,544	48	\$91,303	\$1,372,237	\$1,231,269	\$1,779,024	\$1,793,023	6.42%	1.72431	\$16,541	\$107,844	\$1,018,914
Jul-12	\$8,900	\$4,391,430	\$4,386,980	48	\$91,488	\$1,463,725	\$1,197,532	\$1,730,173	\$1,754,599	6.42%	1.72431	\$16,186	\$107,674	
Aug-12	\$54,599	\$4,446,029	\$4,418,730	48	\$92,626	\$1,556,351	\$1,181,998	\$1,707,680	\$1,718,927	6.42%	1.72431	\$15,857	\$108,483	
Sep-12	\$13,890	\$4,459,919	\$4,452,974	48	\$92,915	\$1,649,266	\$1,149,716	\$1,660,937	\$1,684,309	6.42%	1.72431	\$15,538	\$108,453	
Oct-12	\$64,306	\$4,524,225	\$4,492,072	48	\$94,255	\$1,743,521	\$1,137,482	\$1,643,222	\$1,652,080	6.42%	1.72431	\$15,241	\$109,496	
Nov-12	\$25,868	\$4,550,093	\$4,537,159	48	\$94,794	\$1,838,315	\$1,109,326	\$1,602,452	\$1,622,837	6.42%	1.72431	\$14,971	\$109,765	
Dec-12	\$38,951	\$4,589,044	\$4,569,569	48	\$95,605	\$1,933,920	\$1,086,183	\$1,568,941	\$1,585,697	6.42%	1.72431	\$14,628	\$110,233	\$654,104
Jan-13	\$11,653	\$4,600,697	\$4,594,871	48	\$95,848	\$2,029,768	\$1,051,789	\$1,519,140	\$1,544,041	6.42%	1.72431	\$14,244	\$110,092	

EEP 2015-TK Extension through 2019 refile rate 12-14 rate update.xlsx

PIVOTAL UTILITY HOLDINGS, INC. d/b/a ELIZABETHTOWN GAS
ENERGY EFFICIENCY PROGRAM ("EEP")

EEP Schedule
TK-3

Monthly Recoverable Investment
Program Expenditures - Amortized Over Four Years

	Amortizable Expenditures TK-4	Cumulative Expenditures	Average Expenditures	Amort. Months	Monthly Amortization	Accum. Amort.	Accum. Deferred Income Tax	Earnings / Rate Base	Average Rate Base	Wtd. Avg. Cost of Capital (1) After-tax	Revenue Factor	Monthly Return on Rate Base	Monthly Revenue Requirement	YTD ending June
a	b	c	d	e	f	g	h	i=c-g-h	j	k	l	m= (j) *k^1/12	n=m*f	
Feb-13	\$39,889	\$4,640,586	\$4,620,642	48	\$96,679	\$2,126,447	\$1,028,590	\$1,485,549	\$1,502,345	6.42%	1.72431	\$13,859	\$110,538	
Mar-13	\$61,254	\$4,701,840	\$4,671,213	48	\$97,955	\$2,224,402	\$1,013,598	\$1,463,840	\$1,474,695	6.42%	1.72431	\$13,604	\$111,559	
Apr-13	\$115,134	\$4,816,974	\$4,759,407	48	\$100,354	\$2,324,756	\$1,019,636	\$1,472,582	\$1,468,211	6.42%	1.72431	\$13,544	\$113,898	
May-13	\$33,163	\$4,850,137	\$4,833,556	48	\$101,045	\$2,425,801	\$991,906	\$1,432,430	\$1,452,506	6.42%	1.72431	\$13,399	\$114,444	
Jun-13	\$34,827	\$4,884,964	\$4,867,551	48	\$101,770	\$2,527,571	\$964,560	\$1,392,833	\$1,412,632	6.42%	1.72431	\$13,032	\$114,802	\$1,329,437
Jul-13	\$38,889	\$4,923,853	\$4,904,409	48	\$102,580	\$2,630,151	\$938,542	\$1,355,160	\$1,373,997	6.42%	1.72431	\$12,675	\$115,255	
Aug-13	\$35,900	\$4,959,753	\$4,941,803	48	\$103,320	\$2,733,471	\$911,001	\$1,315,281	\$1,335,221	6.42%	1.72431	\$12,317	\$115,637	
Sep-13	\$19,751	\$4,979,504	\$4,969,629	48	\$102,511	\$2,835,982	\$877,194	\$1,266,328	\$1,290,805	5.68%	1.71565	\$10,482	\$112,993	
Oct-13	\$23,954	\$5,003,458	\$4,991,481	48	\$92,521	\$2,928,503	\$849,184	\$1,225,771	\$1,246,050	5.68%	1.71565	\$10,119	\$102,640	
Nov-13	\$35,053	\$5,038,511	\$5,020,985	48	\$93,061	\$3,021,564	\$825,488	\$1,191,459	\$1,208,615	5.68%	1.71565	\$9,815	\$102,876	
Dec-13	\$13,937	\$5,052,448	\$5,045,480	48	\$93,213	\$3,114,777	\$793,104	\$1,144,567	\$1,168,013	5.68%	1.71565	\$9,485	\$102,698	
Jan-14	\$45,466	\$5,097,914	\$5,075,181	48	\$93,540	\$3,208,317	\$773,465	\$1,116,132	\$1,130,350	5.68%	1.71565	\$9,179	\$102,719	
Feb-14	\$37,678	\$5,135,592	\$5,116,753	48	\$93,862	\$3,302,179	\$750,514	\$1,082,899	\$1,099,516	5.68%	1.71565	\$8,929	\$102,791	
Mar-14	\$1,330	\$5,136,922	\$5,136,257	48	\$92,491	\$3,394,670	\$713,275	\$1,028,977	\$1,055,938	5.68%	1.71565	\$8,575	\$101,066	
Apr-14	\$56,891	\$5,193,813	\$5,165,368	48	\$93,153	\$3,487,823	\$698,462	\$1,007,528	\$1,018,253	5.68%	1.71565	\$8,269	\$101,422	
May-14	\$41,786	\$5,235,599	\$5,214,706	48	\$93,075	\$3,580,898	\$677,510	\$977,191	\$992,360	5.68%	1.71565	\$8,059	\$101,134	
Jun-14	\$39,235	\$5,274,834	\$5,255,217	48	\$93,121	\$3,674,019	\$655,498	\$945,317	\$961,254	5.68%	1.71565	\$7,806	\$100,927	\$1,262,158
Jul-14	\$4,676	\$5,279,510	\$5,277,172	48	\$91,840	\$3,765,859	\$619,891	\$893,760	\$919,539	5.68%	1.71565	\$7,467	\$99,307	
Aug-14	\$40,208	\$5,319,718	\$5,299,614	48	\$91,879	\$3,857,738	\$598,783	\$863,197	\$878,479	5.68%	1.71565	\$7,134	\$99,013	
Sep-14	\$27,556	\$5,347,274	\$5,333,496	48	\$90,321	\$3,948,059	\$573,144	\$826,071	\$844,634	5.68%	1.71565	\$6,859	\$97,180	
Oct-14	\$32,072	\$5,379,346	\$5,363,310	48	\$88,584	\$4,036,643	\$550,059	\$792,644	\$809,358	5.68%	1.71565	\$6,573	\$95,157	
Nov-14	\$0	\$5,379,346	\$5,379,346	48	\$85,248	\$4,121,891	\$515,235	\$742,220	\$767,432	5.68%	1.71565	\$6,232	\$91,480	
Dec-14	\$60,029	\$5,439,375	\$5,409,361	48	\$83,976	\$4,205,867	\$505,453	\$728,055	\$735,138	5.68%	1.71565	\$5,970	\$89,946	
Jan-15	\$33,078	\$5,472,453	\$5,455,914	48	\$78,065	\$4,283,932	\$487,075	\$701,446	\$714,751	5.68%	1.71565	\$5,804	\$83,869	
Feb-15	\$35,129	\$5,507,582	\$5,490,018	48	\$77,350	\$4,361,282	\$469,828	\$676,472	\$688,959	5.68%	1.71565	\$5,595	\$82,945	
Mar-15	\$32,917	\$5,540,499	\$5,524,041	48	\$75,005	\$4,436,287	\$452,635	\$651,577	\$664,025	5.68%	1.71565	\$5,392	\$80,397	
Apr-15	\$76,668	\$5,617,167	\$5,578,833	48	\$74,024	\$4,510,311	\$453,715	\$653,141	\$652,359	5.68%	1.71565	\$5,298	\$79,322	
May-15	\$75,965	\$5,693,132	\$5,655,150	48	\$71,830	\$4,582,141	\$455,404	\$655,587	\$654,364	5.68%	1.71565	\$5,314	\$77,144	
Jun-15	\$76,585	\$5,769,717	\$5,731,425	48	\$71,465	\$4,653,606	\$457,496	\$658,615	\$657,101	5.68%	1.71565	\$5,336	\$76,801	\$1,052,561
Jul-15	\$76,585	\$5,846,302	\$5,808,010	48	\$69,710	\$4,723,316	\$460,304	\$662,682	\$660,649	5.68%	1.71565	\$5,365	\$75,075	
Aug-15	\$76,585	\$5,922,887	\$5,884,595	48	\$66,605	\$4,789,921	\$464,381	\$668,585	\$665,634	5.68%	1.71565	\$5,405	\$72,010	
Sep-15	\$110,654	\$6,033,541	\$5,978,214	48	\$64,384	\$4,854,305	\$483,283	\$695,953	\$682,269	5.68%	1.71565	\$5,541	\$69,925	
Oct-15	\$71,018	\$6,104,559	\$6,069,050	48	\$61,200	\$4,915,505	\$487,293	\$701,761	\$698,857	5.68%	1.71565	\$5,675	\$66,875	
Nov-15	\$74,228	\$6,178,787	\$6,141,673	48	\$67,968	\$4,983,473	\$489,850	\$705,464	\$703,613	5.68%	1.71565	\$5,714	\$73,682	
Dec-15	\$65,816	\$6,244,603	\$6,211,695	48	\$65,170	\$5,048,643	\$490,114	\$705,846	\$705,655	5.68%	1.71565	\$5,730	\$70,900	
Jan-16	\$72,292	\$6,316,895	\$6,280,749	48	\$60,857	\$5,109,500	\$494,785	\$712,610	\$709,228	5.68%	1.71565	\$5,759	\$66,616	
Feb-16	\$64,286	\$6,381,181	\$6,349,038	48	\$56,856	\$5,166,356	\$497,820	\$717,005	\$714,808	5.68%	1.71565	\$5,805	\$62,661	
Mar-16	\$64,286	\$6,445,467	\$6,413,324	48	\$53,000	\$5,219,356	\$502,431	\$723,680	\$720,343	5.68%	1.71565	\$5,850	\$58,850	
Apr-16	\$72,292	\$6,517,759	\$6,481,613	48	\$50,361	\$5,269,717	\$511,390	\$736,652	\$730,166	5.68%	1.71565	\$5,929	\$56,290	
May-16	\$72,086	\$6,589,845	\$6,553,802	48	\$46,902	\$5,316,619	\$521,677	\$751,549	\$744,101	5.68%	1.71565	\$6,043	\$52,945	
Jun-16	\$72,292	\$6,662,137	\$6,625,991	48	\$47,492	\$5,364,111	\$531,808	\$766,218	\$758,884	5.68%	1.71565	\$6,163	\$53,655	\$779,484
Jul-16	\$78,206	\$6,740,343	\$6,701,240	48	\$48,936	\$5,413,047	\$543,765	\$783,531	\$774,875	5.68%	1.71565	\$6,293	\$55,229	
Aug-16	\$79,024	\$6,819,367	\$6,779,855	48	\$49,445	\$5,462,492	\$555,848	\$801,027	\$792,279	5.68%	1.71565	\$6,434	\$55,879	

EEP 2015-TK Extension through 2019 refile rate 12-14 rate update.xlsx

PIVOTAL UTILITY HOLDINGS, INC. d/b/a ELIZABETHTOWN GAS
ENERGY EFFICIENCY PROGRAM ("EEP")

EEP Schedule
TK-3

Monthly Recoverable Investment
Program Expenditures - Amortized Over Four Years

	Amortizable Expenditures TK-4	Cumulative Expenditures	Average Expenditures	Amort. Months	Monthly Amortization	Accum. Amort.	Accum. Deferred Income Tax	Earnings / Rate Base	Average Rate Base	Wtd. Avg. Cost of Capital (1) After-tax	Revenue Factor	Monthly Return on Rate Base	Monthly Revenue Requirement	YTD ending June
a	b	c	d	e	f	g	h	i=c-g-h	i	k	l	m=(j) *k^l/12	n=m+f	
Sep-16	\$80,654	\$6,900,021	\$6,859,694	48	\$50,835	\$5,513,327	\$568,029	\$818,665	\$809,846	5.68%	1.71565	\$6,577	\$57,412	
Oct-16	\$71,018	\$6,971,039	\$6,935,530	48	\$50,975	\$5,564,302	\$576,217	\$830,520	\$824,593	5.68%	1.71565	\$6,696	\$57,671	
Nov-16	\$74,228	\$7,045,267	\$7,008,153	48	\$51,983	\$5,616,285	\$585,304	\$843,678	\$837,099	5.68%	1.71565	\$6,798	\$58,781	
Dec-16	\$65,816	\$7,111,083	\$7,078,175	48	\$52,542	\$5,668,827	\$590,726	\$851,530	\$847,604	5.68%	1.71565	\$6,883	\$59,425	
Jan-17	\$72,292	\$7,183,375	\$7,147,229	48	\$53,806	\$5,722,633	\$598,278	\$862,464	\$856,997	5.68%	1.71565	\$6,959	\$60,765	
Feb-17	\$64,286	\$7,247,661	\$7,215,518	48	\$54,314	\$5,776,947	\$602,351	\$868,363	\$865,414	5.68%	1.71565	\$7,028	\$61,342	
Mar-17	\$64,286	\$7,311,947	\$7,279,804	48	\$54,377	\$5,831,324	\$606,399	\$874,224	\$871,294	5.68%	1.71565	\$7,076	\$61,453	
Apr-17	\$72,292	\$7,384,239	\$7,348,093	48	\$53,485	\$5,884,809	\$614,082	\$885,348	\$879,786	5.68%	1.71565	\$7,145	\$60,630	
May-17	\$72,086	\$7,456,325	\$7,420,282	48	\$54,296	\$5,939,105	\$621,349	\$895,871	\$890,610	5.68%	1.71565	\$7,232	\$61,528	
Jun-17	\$72,292	\$7,528,617	\$7,492,471	48	\$55,076	\$5,994,181	\$628,382	\$906,054	\$900,963	5.68%	1.71565	\$7,316	\$62,392	\$712,507
Jul-17	\$78,206	\$7,606,823	\$7,567,720	48	\$55,895	\$6,050,076	\$637,496	\$919,251	\$912,653	5.68%	1.71565	\$7,411	\$63,306	
Aug-17	\$79,024	\$7,685,847	\$7,646,335	48	\$56,794	\$6,106,870	\$646,577	\$932,400	\$925,826	5.68%	1.71565	\$7,518	\$64,312	
Sep-17	\$80,654	\$7,766,501	\$7,726,174	48	\$58,062	\$6,164,932	\$655,806	\$945,763	\$939,082	5.68%	1.71565	\$7,626	\$65,688	
Oct-17	\$71,018	\$7,837,519	\$7,802,010	48	\$59,043	\$6,223,975	\$660,697	\$952,847	\$949,305	5.68%	1.71565	\$7,709	\$66,752	
Nov-17	\$74,228	\$7,911,747	\$7,874,633	48	\$59,859	\$6,283,834	\$666,567	\$961,346	\$957,097	5.68%	1.71565	\$7,772	\$67,631	
Dec-17	\$65,816	\$7,977,563	\$7,944,655	48	\$60,940	\$6,344,774	\$668,559	\$964,230	\$962,788	5.68%	1.71565	\$7,819	\$68,759	
Jan-18	\$72,292	\$8,049,855	\$8,013,709	48	\$62,838	\$6,407,612	\$672,421	\$969,822	\$967,026	5.68%	1.71565	\$7,853	\$70,691	
Feb-18	\$64,286	\$8,114,141	\$8,081,998	48	\$63,392	\$6,471,004	\$672,786	\$970,351	\$970,087	5.68%	1.71565	\$7,878	\$71,270	
Mar-18	\$64,286	\$8,178,427	\$8,146,284	48	\$64,871	\$6,535,875	\$672,547	\$970,005	\$970,178	5.68%	1.71565	\$7,879	\$72,750	
Apr-18	\$72,292	\$8,250,719	\$8,214,573	48	\$65,187	\$6,601,062	\$675,449	\$974,208	\$972,107	5.68%	1.71565	\$7,894	\$73,081	
May-18	\$72,086	\$8,322,805	\$8,286,762	48	\$65,823	\$6,666,885	\$678,008	\$977,912	\$976,060	5.68%	1.71565	\$7,926	\$73,749	
Jun-18	\$72,292	\$8,395,097	\$8,358,951	48	\$66,635	\$6,733,520	\$680,319	\$981,258	\$979,585	5.68%	1.71565	\$7,955	\$74,590	\$832,579
Jul-18	\$78,206	\$8,473,303	\$8,434,200	48	\$68,184	\$6,801,704	\$684,413	\$987,186	\$984,222	5.68%	1.71565	\$7,993	\$76,177	
Aug-18	\$79,024	\$8,552,327	\$8,512,815	48	\$69,026	\$6,870,730	\$688,497	\$993,100	\$990,143	5.68%	1.71565	\$8,041	\$77,067	
Sep-18	\$80,654	\$8,632,981	\$8,592,654	48	\$69,932	\$6,940,662	\$692,877	\$999,442	\$996,271	5.68%	1.71565	\$8,090	\$78,022	
Oct-18	\$71,018	\$8,703,999	\$8,668,490	48	\$70,810	\$7,011,472	\$692,962	\$999,565	\$999,504	5.68%	1.71565	\$8,117	\$78,927	
Nov-18	\$74,228	\$8,778,227	\$8,741,113	48	\$72,181	\$7,083,653	\$693,798	\$1,000,776	\$1,000,171	5.68%	1.71565	\$8,122	\$80,303	
Dec-18	\$65,816	\$8,844,043	\$8,811,135	48	\$72,437	\$7,156,090	\$691,094	\$996,859	\$998,818	5.68%	1.71565	\$8,111	\$80,548	
Jan-19	\$72,292	\$8,916,335	\$8,880,189	48	\$73,087	\$7,229,177	\$690,769	\$996,389	\$996,624	5.68%	1.71565	\$8,093	\$81,180	
Feb-19	\$64,286	\$8,980,621	\$8,948,478	48	\$73,694	\$7,302,871	\$686,926	\$990,824	\$993,607	5.68%	1.71565	\$8,069	\$81,763	
Mar-19	\$64,286	\$9,044,907	\$9,012,764	48	\$74,515	\$7,377,386	\$682,748	\$984,773	\$987,799	5.68%	1.71565	\$8,022	\$82,537	
Apr-19	\$72,292	\$9,117,199	\$9,081,053	48	\$74,419	\$7,451,805	\$681,879	\$983,515	\$984,144	5.68%	1.71565	\$7,992	\$82,411	
May-19	\$72,086	\$9,189,285	\$9,153,242	48	\$74,343	\$7,526,148	\$680,957	\$982,180	\$982,848	5.68%	1.71565	\$7,981	\$82,324	
Jun-19	\$72,292	\$9,261,577	\$9,225,431	48	\$74,376	\$7,600,524	\$680,105	\$980,948	\$981,564	5.68%	1.71565	\$7,971	\$82,347	\$963,606
Jul-19	\$78,206	\$9,339,783	\$9,300,680	48	\$74,427	\$7,674,951	\$681,649	\$983,183	\$982,066	5.68%	1.71565	\$7,975	\$82,402	
Aug-19	\$79,024	\$9,418,807	\$9,379,295	48	\$72,832	\$7,747,783	\$684,179	\$986,845	\$985,014	5.68%	1.71565	\$7,999	\$80,831	
Sep-19	\$0	\$9,418,807	\$9,418,807	48	\$70,526	\$7,818,309	\$655,369	\$945,129	\$965,987	5.68%	1.71565	\$7,845	\$78,371	\$241,604
Oct-19	\$0	\$9,418,807	\$9,418,807	48	\$69,047	\$7,887,356	\$627,163	\$904,288	\$924,709	5.68%	1.71565	\$7,509	\$76,556	
Nov-19	\$0	\$9,418,807	\$9,418,807	48	\$67,500	\$7,954,856	\$599,589	\$864,362	\$884,325	5.68%	1.71565	\$7,181	\$74,681	
Dec-19	\$0	\$9,418,807	\$9,418,807	48	\$66,129	\$8,020,985	\$572,575	\$825,247	\$844,805	5.68%	1.71565	\$6,860	\$72,989	
Jan-20	\$0	\$9,418,807	\$9,418,807	48	\$64,623	\$8,085,608	\$546,177	\$787,022	\$806,135	5.68%	1.71565	\$6,546	\$71,169	
Feb-20	\$0	\$9,418,807	\$9,418,807	48	\$63,284	\$8,148,892	\$520,325	\$749,590	\$768,306	5.68%	1.71565	\$6,239	\$69,523	
Mar-20	\$0	\$9,418,807	\$9,418,807	48	\$61,945	\$8,210,837	\$495,021	\$712,949	\$731,270	5.68%	1.71565	\$5,938	\$67,883	

EEP 2015-TK Extension through 2019 refile rate 12-14 rate update.xlsx

PIVOTAL UTILITY HOLDINGS, INC. d/b/a ELIZABETHTOWN GAS
ENERGY EFFICIENCY PROGRAM ("EEP")

EEP Schedule
TK-3

Monthly Recoverable Investment
Program Expenditures - Amortized Over Four Years

	Amortizable Expenditures TK-4	Cumulative Expenditures	Average Expenditures	Amort. Months	Monthly Amortization	Accum. Amort.	Accum. Deferred Income Tax	Earnings / Rate Base	Average Rate Base	Wtd. Avg. Cost of Capital (1) After-tax	Revenue Factor	Monthly Return on Rate Base	Monthly Revenue Requirement	YTD ending June
a	b	c	d	e	f	g	h	i=c-g-h	i	k	l	m= (j) *k*l/12	n=m+f	
Apr-20	\$0	\$9,418,807	\$9,418,807	48	\$60,438	\$8,271,275	\$470,332	\$677,200	\$695,075	5.68%	1.71565	\$5,645	\$66,083	
May-20	\$0	\$9,418,807	\$9,418,807	48	\$58,937	\$8,330,212	\$446,256	\$642,339	\$659,770	5.68%	1.71565	\$5,358	\$64,295	
Jun-20	\$0	\$9,418,807	\$9,418,807	48	\$57,431	\$8,387,643	\$422,796	\$608,368	\$625,354	5.68%	1.71565	\$5,078	\$62,509	\$867,292
Jul-20	\$0	\$9,418,807	\$9,418,807	48	\$55,801	\$8,443,444	\$400,001	\$575,362	\$591,865	5.68%	1.71565	\$4,806	\$60,607	
Aug-20	\$0	\$9,418,807	\$9,418,807	48	\$54,155	\$8,497,599	\$377,879	\$543,329	\$559,346	5.68%	1.71565	\$4,542	\$58,697	
Sep-20	\$0	\$9,418,807	\$9,418,807	48	\$52,475	\$8,550,074	\$356,443	\$512,290	\$527,810	5.68%	1.71565	\$4,286	\$56,761	
Oct-20	\$0	\$9,418,807	\$9,418,807	48	\$50,995	\$8,601,069	\$335,611	\$482,127	\$497,209	5.68%	1.71565	\$4,038	\$55,033	
Nov-20	\$0	\$9,418,807	\$9,418,807	48	\$49,449	\$8,650,518	\$315,412	\$452,877	\$467,502	5.68%	1.71565	\$3,796	\$53,245	
Dec-20	\$0	\$9,418,807	\$9,418,807	48	\$48,078	\$8,698,596	\$295,772	\$424,439	\$438,658	5.68%	1.71565	\$3,562	\$51,640	
Jan-21	\$0	\$9,418,807	\$9,418,807	48	\$46,571	\$8,745,167	\$276,748	\$396,892	\$410,666	5.68%	1.71565	\$3,335	\$49,906	
Feb-21	\$0	\$9,418,807	\$9,418,807	48	\$45,232	\$8,790,399	\$258,270	\$370,138	\$383,515	5.68%	1.71565	\$3,114	\$48,346	
Mar-21	\$0	\$9,418,807	\$9,418,807	48	\$43,893	\$8,834,292	\$240,340	\$344,175	\$357,157	5.68%	1.71565	\$2,900	\$46,793	
Apr-21	\$0	\$9,418,807	\$9,418,807	48	\$42,387	\$8,876,679	\$223,025	\$319,103	\$331,639	5.68%	1.71565	\$2,693	\$45,080	
May-21	\$0	\$9,418,807	\$9,418,807	48	\$40,885	\$8,917,564	\$206,323	\$294,920	\$307,012	5.68%	1.71565	\$2,493	\$43,378	
Jun-21	\$0	\$9,418,807	\$9,418,807	48	\$39,379	\$8,956,943	\$190,237	\$271,627	\$283,274	5.68%	1.71565	\$2,300	\$41,679	\$611,165
Jul-21	\$0	\$9,418,807	\$9,418,807	48	\$37,750	\$8,994,693	\$174,816	\$249,298	\$260,463	5.68%	1.71565	\$2,115	\$39,865	
Aug-21	\$0	\$9,418,807	\$9,418,807	48	\$36,103	\$9,030,796	\$160,068	\$227,943	\$238,621	5.68%	1.71565	\$1,938	\$38,041	
Sep-21	\$0	\$9,418,807	\$9,418,807	48	\$34,423	\$9,065,219	\$146,006	\$207,582	\$217,763	5.68%	1.71565	\$1,768	\$36,191	
Oct-21	\$0	\$9,418,807	\$9,418,807	48	\$32,943	\$9,098,162	\$132,549	\$188,096	\$197,839	5.68%	1.71565	\$1,607	\$34,550	
Nov-21	\$0	\$9,418,807	\$9,418,807	48	\$31,397	\$9,129,559	\$119,723	\$169,525	\$178,811	5.68%	1.71565	\$1,452	\$32,849	
Dec-21	\$0	\$9,418,807	\$9,418,807	48	\$30,026	\$9,159,585	\$107,458	\$151,764	\$160,645	5.68%	1.71565	\$1,305	\$31,331	
Jan-22	\$0	\$9,418,807	\$9,418,807	48	\$27,181	\$9,186,766	\$96,354	\$135,687	\$143,726	5.68%	1.71565	\$1,167	\$28,348	
Feb-22	\$0	\$9,418,807	\$9,418,807	48	\$25,841	\$9,212,607	\$85,798	\$120,402	\$128,045	5.68%	1.71565	\$1,040	\$26,881	
Mar-22	\$0	\$9,418,807	\$9,418,807	48	\$24,335	\$9,236,942	\$75,857	\$106,008	\$113,205	5.68%	1.71565	\$919	\$25,254	
Apr-22	\$0	\$9,418,807	\$9,418,807	48	\$22,833	\$9,259,775	\$66,530	\$92,502	\$99,255	5.68%	1.71565	\$806	\$23,639	
May-22	\$0	\$9,418,807	\$9,418,807	48	\$21,327	\$9,281,102	\$0	\$137,705	\$115,104	5.68%	1.71565	\$935	\$22,262	
Jun-22	\$0	\$9,418,807	\$9,418,807	48	\$19,698	\$9,300,800	\$0	\$118,007	\$127,856	5.68%	1.71565	\$1,038	\$20,736	\$359,947
Jul-22	\$0	\$9,418,807	\$9,418,807	48	\$18,052	\$9,318,852	\$0	\$99,955	\$108,981	5.68%	1.71565	\$885	\$18,937	
Aug-22	\$0	\$9,418,807	\$9,418,807	48	\$16,371	\$9,335,223	\$0	\$83,584	\$91,770	5.68%	1.71565	\$745	\$17,116	
Sep-22	\$0	\$9,418,807	\$9,418,807	48	\$14,892	\$9,350,115	\$0	\$68,692	\$76,138	5.68%	1.71565	\$618	\$15,510	
Oct-22	\$0	\$9,418,807	\$9,418,807	48	\$13,345	\$9,363,460	\$0	\$55,347	\$62,020	5.68%	1.71565	\$504	\$13,849	
Nov-22	\$0	\$9,418,807	\$9,418,807	48	\$11,974	\$9,375,434	\$0	\$43,373	\$49,360	5.68%	1.71565	\$401	\$12,375	
Dec-22	\$0	\$9,418,807	\$9,418,807	48	\$10,468	\$9,385,902	\$0	\$32,905	\$38,139	5.68%	1.71565	\$310	\$10,778	
Jan-23	\$0	\$9,418,807	\$9,418,807	48	\$9,129	\$9,395,031	\$0	\$23,776	\$28,341	5.68%	1.71565	\$230	\$9,359	
Feb-23	\$0	\$9,418,807	\$9,418,807	48	\$7,790	\$9,402,821	\$0	\$15,986	\$19,881	5.68%	1.71565	\$161	\$7,951	
Mar-23	\$0	\$9,418,807	\$9,418,807	48	\$6,283	\$9,409,104	\$0	\$9,703	\$12,845	5.68%	1.71565	\$104	\$6,387	
Apr-23	\$0	\$9,418,807	\$9,418,807	48	\$4,782	\$9,413,886	\$0	\$4,921	\$7,312	5.68%	1.71565	\$59	\$4,841	
May-23	\$0	\$9,418,807	\$9,418,807	48	\$3,276	\$9,417,162	\$0	\$1,645	\$3,283	5.68%	1.71565	\$27	\$3,303	
Jun-23	\$0	\$9,418,807	\$9,418,807	48	\$1,646	\$9,418,808	\$0	(\$1)	\$822	5.68%	1.71565	\$7	\$1,653	\$122,059
Jul-23	\$0	\$9,418,807	\$9,418,807	48	\$0	\$9,418,808	\$0	(\$1)	(\$1)	5.68%	1.71565	\$0	\$0	
Aug-23	\$0	\$9,418,807	\$9,418,807	48	\$0	\$9,418,808	\$0	(\$1)	(\$1)	5.68%	1.71565	\$0	\$0	

(1) The Company's Weighted Average After Tax Cost of Capital from its most recent rate case thru April 19, 2012.

PIVOTAL UTILITY HOLDINGS, INC. d/b/a ELIZABETHTOWN GAS
ENERGY EFFICIENCY PROGRAM ("EEP")

EEP Schedule
TK-4

Schedule of Expenditures

Ending September 2019

	O&M Recoverable In Period Expended				Program Expenditures - Amortized Over Four Years				
	Labor (1)	Customer Education	Dashboard IT	EEP Program Evaluation	Total O&M	Customer Financing	Program Expenditures	Program Total	Total
Aug-09	\$8,706	\$0	\$0	\$0	\$8,706	\$0	\$415	\$415	\$9,121
Sep-09	\$8,706	\$753	\$3,838	\$0	\$13,297	\$0	\$58,552	\$58,552	\$71,849
Oct-09	\$8,706	\$3,379	\$28,484	\$0	\$40,569	\$500,000	\$3,469	\$503,469	\$544,038
Nov-09	\$8,706	\$0	\$18,898	\$0	\$27,604	\$0	\$9,154	\$9,154	\$36,758
Dec-09	\$8,704	\$0	\$53,800	\$0	\$62,504	\$0	\$6,648	\$6,648	\$69,152
Jan-10	\$8,310	\$128,746	\$0	\$0	\$137,056	\$0	\$29,746	\$29,746	\$166,802
Feb-10	\$9,893	\$13,557	\$24,567	\$0	\$48,017	\$0	\$22,212	\$22,212	\$70,229
Mar-10	\$8,976	\$24,431	\$13,869	\$0	\$47,276	\$0	\$67,165	\$67,165	\$114,441
Apr-10	\$9,098	\$7,534	\$43,701	\$0	\$60,333	\$0	\$25,100	\$25,100	\$85,433
May-10	\$15,081	\$8,790	\$30,530	\$0	\$54,401	\$0	\$45,518	\$45,518	\$99,919
Jun-10	\$4,578	\$17,798	\$0	\$0	\$22,376	\$0	\$37,061	\$37,061	\$59,437
2010 Recovery Year	\$99,464	\$204,988	\$217,687	\$0	\$522,139	\$500,000	\$305,040	\$805,040	\$1,327,179
Jul-10	\$22,688	\$34,192	\$0	\$0	\$56,880	\$0	\$66,161	\$66,161	\$123,041
Aug-10	\$19,620	\$95,522	\$15,266	\$0	\$130,408	\$0	\$38,308	\$38,308	\$168,716
Sep-10	\$18,822	\$61,256	\$0	\$0	\$80,078	\$0	\$102,354	\$102,354	\$182,432
Oct-10	\$24,909	\$63,520	\$0	\$0	\$88,429	\$0	\$115,476	\$115,476	\$203,905
Nov-10	\$55,022	\$52,250	\$15,266	\$0	\$122,538	\$0	\$160,103	\$160,103	\$282,641
Dec-10	\$33,565	\$141,610	\$0	\$0	\$175,175	\$0	\$121,085	\$121,085	\$296,260
Jan-11	\$15,819	\$11,226	\$0	\$0	\$27,045	\$0	\$316,793	\$316,793	\$343,838
Feb-11	\$46,266	\$32,394	\$0	\$0	\$78,660	\$0	\$69,466	\$69,466	\$148,126
Mar-11	\$44,760	\$23,659	\$0	\$0	\$68,419	\$0	\$145,466	\$145,466	\$213,885
Apr-11	\$64,770	\$82,449	\$15,265	\$0	\$162,484	\$0	\$123,753	\$123,753	\$286,237
May-11	\$57,241	\$78,271	\$15,265	\$0	\$150,777	\$0	\$181,299	\$181,299	\$332,076
Jun-11	\$48,503	\$125,426	\$0	\$0	\$173,929	\$0	\$94,109	\$94,109	\$268,038
2011 Recovery Year	\$451,985	\$801,775	\$61,062	\$0	\$1,314,822	\$0	\$1,534,373	\$1,534,373	\$2,849,195
Jul-11	\$63,669	\$102,278	\$16,029	\$0	\$181,976	\$0	\$160,805	\$160,805	\$342,781
Aug-11	\$88,724	\$12,029	\$0	\$0	\$100,753	\$0	\$225,652	\$225,652	\$326,405
Sep-11	\$55,006	\$10,757	\$0	\$0	\$65,763	\$0	\$217,236	\$217,236	\$282,999
Oct-11	\$74,352	\$108,828	\$0	\$0	\$183,180	\$0	\$223,848	\$223,848	\$407,028
Nov-11	\$48,527	\$95,540	\$16,029	\$0	\$160,096	(\$500,000)	\$249,364	(\$250,636)	(\$90,540)
Dec-11	\$92,113	\$138,905	\$0	\$0	\$231,018	\$0	\$200,118	\$200,118	\$431,136
Jan-12	\$82,116	\$16,194	\$0	\$0	\$98,310	\$0	\$279,326	\$279,326	\$377,636
Feb-12	\$112,162	\$72,115	\$0	\$0	\$184,277	\$0	\$256,311	\$256,311	\$440,588
Mar-12	\$75,712	\$105,726	\$0	\$0	\$181,438	\$0	\$249,404	\$249,404	\$430,842
Apr-12	\$73,527	\$20,630	\$0	\$0	\$94,157	\$0	\$198,955	\$198,955	\$293,112
May-12	\$92,097	\$1,098	\$0	\$0	\$93,195	\$0	\$238,126	\$238,126	\$331,321
Jun-12	\$26,919	\$75	\$0	\$0	\$26,994	\$0	\$43,972	\$43,972	\$70,966
2012 Recovery Year	\$884,924	\$684,175	\$32,058	\$0	\$1,601,157	(\$500,000)	\$2,543,117	\$2,043,117	\$3,644,274
Jul-12	\$17,213	\$8,660	\$0	\$0	\$25,873	\$0	\$8,900	\$8,900	\$34,773
Aug-12	\$14,622	\$3,023	\$0	\$0	\$17,645	\$0	\$54,599	\$54,599	\$72,244
Sep-12	\$8,787	\$8,829	\$0	\$0	\$17,616	\$0	\$13,890	\$13,890	\$31,506
Oct-12	\$10,052	\$18,077	\$0	\$0	\$28,129	\$0	\$64,306	\$64,306	\$92,435
Nov-12	\$8,920	\$15,449	\$0	\$0	\$24,369	\$0	\$25,868	\$25,868	\$50,237
Dec-12	\$9,837	\$18,231	\$33,900	\$0	\$61,968	\$0	\$38,951	\$38,951	\$100,919
Jan-13	\$9,696	\$190	\$0	\$0	\$9,886	\$0	\$11,653	\$11,653	\$21,539
Feb-13	\$9,141	\$23,087	\$13,500	\$0	\$45,728	\$0	\$39,889	\$39,889	\$85,617
Mar-13	\$9,208	\$11,017	\$0	\$0	\$20,225	\$0	\$61,254	\$61,254	\$81,479
Apr-13	\$9,497	\$16,289	\$27,000	\$0	\$52,786	\$0	\$115,134	\$115,134	\$167,920
May-13	\$10,229	\$10,667	\$0	\$0	\$20,896	\$0	\$33,163	\$33,163	\$54,059
Jun-13	\$8,911	\$521	\$13,500	\$0	\$22,932	\$0	\$34,827	\$34,827	\$57,759
2013 Recovery Year	\$126,113	\$134,040	\$87,900	\$0	\$348,053	\$0	\$502,434	\$502,434	\$850,487

PIVOTAL UTILITY HOLDINGS, INC. d/b/a ELIZABETHTOWN GAS
ENERGY EFFICIENCY PROGRAM ("EEP")

EEP Schedule
TK-4

Schedule of Expenditures

Ending September 2019

	O&M Recoverable In Period Expended				Program Expenditures - Amortized Over Four Years				
	Labor (1)	Customer Education	Dashboard IT	EEP Program Evaluation	Total O&M	Customer Financing	Program Expenditures	Program Total	Total
	Jul-13	\$10,348	\$9,567	\$0	\$0	\$19,915	\$0	\$38,889	\$38,889
Aug-13	\$10,101	\$24	\$0	\$0	\$10,125	\$0	\$35,900	\$35,900	\$46,025
Sep-13	\$9,484	\$2,096	\$13,500	\$0	\$25,080	\$0	\$19,751	\$19,751	\$44,831
Oct-13	\$10,353	\$1,701	\$0	\$0	\$12,054	\$0	\$23,954	\$23,954	\$36,008
Nov-13	\$9,484	\$41,689	\$0	\$0	\$51,173	\$0	\$35,053	\$35,053	\$86,226
Dec-13	\$9,919	\$22,791	\$0	\$0	\$32,710	\$0	\$13,937	\$13,937	\$46,647
Jan-14	\$10,447	\$76,269	\$0	\$0	\$86,716	\$0	\$45,466	\$45,466	\$132,182
Feb-14	\$9,050	\$39,961	\$0	\$0	\$49,011	\$0	\$37,678	\$37,678	\$86,689
Mar-14	\$8,022	\$46,327	\$0	\$0	\$54,349	\$0	\$1,330	\$1,330	\$55,679
Apr-14	\$12,007	\$42,125	\$27,000	\$0	\$81,132	\$0	\$56,891	\$56,891	\$138,023
May-14	\$10,206	\$3,653	\$0	\$0	\$13,859	\$0	\$41,786	\$41,786	\$55,645
Jun-14	\$9,760	\$16,478	\$0	\$0	\$26,238	\$0	\$39,235	\$39,235	\$65,473
2014 Recovery Year	\$119,181	\$302,681	\$40,500	\$0	\$462,362	\$0	\$389,870	\$389,870	\$852,232
Jul-14	\$10,841	\$2,601	\$13,500	\$0	\$26,942	\$0	\$4,676	\$4,676	\$31,618
Aug-14	\$9,759	(\$120)	\$0	\$0	\$9,639	\$0	\$40,208	\$40,208	\$49,847
Sep-14	\$10,206	\$1,669	\$13,500	\$0	\$25,375	\$0	\$27,556	\$27,556	\$52,931
Oct-14	\$10,653	\$3,557	\$0	\$0	\$14,210	\$0	\$32,072	\$32,072	\$46,282
Nov-14	\$9,313	\$12,522	\$0	\$0	\$21,835	\$0	\$0	\$0	\$21,835
Dec-14	\$10,841	\$10,858	\$0	\$0	\$21,699	\$0	\$60,029	\$60,029	\$81,728
Jan-15	\$10,206	\$65,668	\$0	\$0	\$75,874	\$0	\$33,078	\$33,078	\$108,952
Feb-15	\$9,401	\$62,471	\$0	\$0	\$71,872	\$0	\$35,129	\$35,129	\$107,001
Mar-15	\$11,119	\$53,526	\$0	\$0	\$64,645	\$0	\$32,917	\$32,917	\$97,562
Apr-15	* \$10,485	\$26,250	\$13,500	\$20,000	\$70,235	\$0	\$76,668	\$76,668	\$146,903
May-15	* \$10,485	\$26,250	\$0	\$0	\$36,735	\$0	\$75,965	\$75,965	\$112,700
Jun-15	* \$10,485	\$26,250	\$0	\$0	\$36,735	\$0	\$76,585	\$76,585	\$113,320
2015 Recovery Year	\$123,794	\$291,502	\$40,500	\$20,000	\$475,796	\$0	\$494,883	\$494,883	\$970,679
Jul-15	* \$10,485	\$26,250	\$13,500	\$0	\$50,235	\$0	\$76,585	\$76,585	\$126,820
Aug-15	* \$10,485	\$26,250	\$0	\$0	\$36,735	\$0	\$76,585	\$76,585	\$113,320
Sep-15	** \$9,955	\$64,583	\$4,500	\$0	\$79,038	\$0	\$110,654	\$110,654	\$189,692
Oct-15	** \$9,955	\$64,583	\$4,500	\$0	\$79,038	\$0	\$71,018	\$71,018	\$150,056
Nov-15	** \$9,955	\$64,583	\$4,500	\$0	\$79,038	\$0	\$74,228	\$74,228	\$153,266
Dec-15	** \$9,955	\$64,583	\$4,500	\$0	\$79,038	\$0	\$65,816	\$65,816	\$144,854
Jan-16	** \$9,955	\$64,583	\$4,500	\$0	\$79,038	\$0	\$72,292	\$72,292	\$151,330
Feb-16	** \$9,955	\$64,583	\$4,500	\$0	\$79,038	\$0	\$64,286	\$64,286	\$143,324
Mar-16	** \$9,955	\$64,583	\$4,500	\$0	\$79,038	\$0	\$64,286	\$64,286	\$143,324
Apr-16	** \$9,955	\$64,583	\$4,500	\$0	\$79,038	\$0	\$72,292	\$72,292	\$151,330
May-16	** \$9,955	\$64,583	\$4,500	\$0	\$79,038	\$0	\$72,086	\$72,086	\$151,124
Jun-16	** \$9,960	\$64,587	\$4,500	\$0	\$79,047	\$0	\$72,292	\$72,292	\$151,339
2016 Recovery Year	\$120,525	\$698,334	\$58,500	\$0	\$877,359	\$0	\$892,420	\$892,420	\$1,769,779
Jul-16	** \$9,955	\$64,583	\$4,500	\$0	\$79,038	\$0	\$78,206	\$78,206	\$157,244
Aug-16	** \$9,955	\$64,583	\$4,500	\$0	\$79,038	\$0	\$79,024	\$79,024	\$158,062
Sep-16	** \$9,955	\$64,583	\$4,500	\$0	\$79,038	\$0	\$80,654	\$80,654	\$159,692
Oct-16	** \$9,955	\$64,583	\$4,500	\$0	\$79,038	\$0	\$71,018	\$71,018	\$150,056
Nov-16	** \$9,955	\$64,583	\$4,500	\$0	\$79,038	\$0	\$74,228	\$74,228	\$153,266
Dec-16	** \$9,955	\$64,583	\$4,500	\$0	\$79,038	\$0	\$65,816	\$65,816	\$144,854
Jan-17	** \$9,955	\$64,583	\$4,500	\$0	\$79,038	\$0	\$72,292	\$72,292	\$151,330
Feb-17	** \$9,955	\$64,583	\$4,500	\$0	\$79,038	\$0	\$64,286	\$64,286	\$143,324
Mar-17	** \$9,955	\$64,583	\$4,500	\$0	\$79,038	\$0	\$64,286	\$64,286	\$143,324
Apr-17	** \$9,955	\$64,583	\$4,500	\$0	\$79,038	\$0	\$72,292	\$72,292	\$151,330
May-17	** \$9,955	\$64,583	\$4,500	\$0	\$79,038	\$0	\$72,086	\$72,086	\$151,124
Jun-17	** \$9,960	\$64,587	\$4,500	\$0	\$79,047	\$0	\$72,292	\$72,292	\$151,339
2017 Recovery Year	\$119,465	\$775,000	\$54,000	\$0	\$948,465	\$0	\$866,480	\$866,480	\$1,814,945
Jul-17	** \$9,955	\$64,583	\$4,500	\$0	\$79,038	\$0	\$78,206	\$78,206	\$157,244
Aug-17	** \$9,955	\$64,583	\$4,500	\$0	\$79,038	\$0	\$79,024	\$79,024	\$158,062
Sep-17	** \$9,955	\$64,583	\$4,500	\$0	\$79,038	\$0	\$80,654	\$80,654	\$159,692
Oct-17	** \$9,955	\$64,583	\$4,500	\$0	\$79,038	\$0	\$71,018	\$71,018	\$150,056
Nov-17	** \$9,955	\$64,583	\$4,500	\$0	\$79,038	\$0	\$74,228	\$74,228	\$153,266
Dec-17	** \$9,955	\$64,583	\$4,500	\$0	\$79,038	\$0	\$65,816	\$65,816	\$144,854
Jan-18	** \$9,955	\$64,583	\$4,500	\$0	\$79,038	\$0	\$72,292	\$72,292	\$151,330
Feb-18	** \$9,955	\$64,583	\$4,500	\$0	\$79,038	\$0	\$64,286	\$64,286	\$143,324

PIVOTAL UTILITY HOLDINGS, INC. d/b/a ELIZABETHTOWN GAS
ENERGY EFFICIENCY PROGRAM ("EEP")

EEP Schedule
TK-4

Schedule of Expenditures

Ending September 2019

		O&M Recoverable In Period Expended				Program Expenditures - Amortized Over Four Years				
		Labor (1)	Customer Education	Dashboard IT	EEP Program Evaluation	Total O&M	Customer Financing	Program Expenditures	Program Total	Total
Mar-18	**	\$9,955	\$64,583	\$4,500	\$0	\$79,038	\$0	\$64,286	\$64,286	\$143,324
Apr-18	**	\$9,955	\$64,583	\$4,500	\$0	\$79,038	\$0	\$72,292	\$72,292	\$151,330
May-18	**	\$9,955	\$64,583	\$4,500	\$0	\$79,038	\$0	\$72,086	\$72,086	\$151,124
Jun-18	**	\$9,960	\$64,587	\$4,500	\$0	\$79,047	\$0	\$72,292	\$72,292	\$151,339
2018 Recovery Year		\$119,465	\$775,000	\$54,000		\$948,465	\$0	\$866,480	\$866,480	\$1,814,945
Jul-18	**	\$9,955	\$64,583	\$4,500	\$0	\$79,038	\$0	\$78,206	\$78,206	\$157,244
Aug-18	**	\$9,955	\$64,583	\$4,500	\$0	\$79,038	\$0	\$79,024	\$79,024	\$158,062
Sep-18	**	\$9,955	\$64,583	\$4,500	\$0	\$79,038	\$0	\$80,654	\$80,654	\$159,692
Oct-18	**	\$9,955	\$64,583	\$4,500	\$0	\$79,038	\$0	\$71,018	\$71,018	\$150,056
Nov-18	**	\$9,955	\$64,583	\$4,500	\$0	\$79,038	\$0	\$74,228	\$74,228	\$153,266
Dec-18	**	\$9,955	\$64,583	\$4,500	\$0	\$79,038	\$0	\$65,816	\$65,816	\$144,854
Jan-19	**	\$9,955	\$64,583	\$4,500	\$0	\$79,038	\$0	\$72,292	\$72,292	\$151,330
Feb-19	**	\$9,955	\$64,583	\$4,500	\$0	\$79,038	\$0	\$64,286	\$64,286	\$143,324
Mar-19	**	\$9,955	\$64,583	\$4,500	\$0	\$79,038	\$0	\$64,286	\$64,286	\$143,324
Apr-19	**	\$9,955	\$64,583	\$4,500	\$0	\$79,038	\$0	\$72,292	\$72,292	\$151,330
May-19	**	\$9,955	\$64,583	\$4,500	\$0	\$79,038	\$0	\$72,086	\$72,086	\$151,124
Jun-19	**	\$9,960	\$64,587	\$4,500	\$0	\$79,047	\$0	\$72,292	\$72,292	\$151,339
2019 Recovery Year		\$119,465	\$775,000	\$54,000		\$948,465	\$0	\$866,480	\$866,480	\$1,814,945
Jul-19	**	\$9,955	\$64,583	\$4,500	\$0	\$79,038	\$0	\$78,206	\$78,206	\$157,244
Aug-19	**	\$9,955	\$64,583	\$4,500	\$0	\$79,038	\$0	\$79,024	\$79,024	\$158,062
Sep-19						\$0		\$0	\$0	\$0
Oct-19						\$0		\$0	\$0	\$0
Nov-19						\$0		\$0	\$0	\$0
Dec-19						\$0		\$0	\$0	\$0
Jan-20						\$0		\$0	\$0	\$0
Feb-20						\$0		\$0	\$0	\$0
Mar-20						\$0		\$0	\$0	\$0
Apr-20						\$0		\$0	\$0	\$0
May-20						\$0		\$0	\$0	\$0
Jun-20						\$0		\$0	\$0	\$0
2020 Recovery Year		\$19,910	\$129,166	\$9,000		\$158,076	\$0	\$157,230	\$157,230	\$315,306
Total EEP		\$2,304,291	\$5,571,661	\$709,207		\$8,605,159	\$0	\$9,418,807	\$9,418,807	\$18,023,966

* Projected ** Proposed Extension

(1) Excludes AIP and includes external Auditor and Temporary Labor costs

PIVOTAL UTILITY HOLDINGS, INC. d/b/a ELIZABETHTOWN GAS
ENERGY EFFICIENCY PROGRAM ("EEP")

EEP Schedule
TK-5

	Recoveries						Recoveries					Total	Rate
	Therm Sales and Services					Total	Residential	Commercial	Industrial	Lighting	Cogen.	Recoveries	w/o tax **
	Residential	Commercial	Industrial	Lighting	Cogen.	Therms	Residential	Commercial	Industrial	Lighting	Cogen.		
Aug-09	4,811,703	3,602,018	6,588,285	2,766	340,610	15,345,382	\$13,549	\$12,304	\$32,495	\$8	\$2,784	\$61,140	\$0.0040
Sep-09	4,738,226	3,961,083	6,563,655	2,759	0	15,265,723	\$35,569	\$27,369	\$26,174	\$21	\$0	\$89,133	\$0.0058
Oct-09	7,853,590	5,699,921	7,055,036	2,759	0	20,611,306	\$59,299	\$42,696	\$28,389	\$21	\$0	\$130,405	\$0.0063
Nov-09	13,978,494	8,940,289	7,165,257	2,759	0	30,086,799	\$105,766	\$67,989	\$35,649	\$21	\$0	\$209,425	\$0.0070
Dec-09	24,150,713	15,086,353	8,821,857	2,759	370,020	48,431,702	\$182,932	\$113,886	\$43,163	\$21	\$0	\$340,002	\$0.0070
Jan-10	41,594,687	23,629,069	9,171,129	2,759	7,200	74,404,844	\$314,856	\$178,380	\$45,019	\$21	\$29	\$538,305	\$0.0072
Feb-10	38,789,014	22,634,005	8,476,452	2,536	0	69,902,007	\$293,808	\$171,704	\$41,290	\$19	\$0	\$506,821	\$0.0073
Mar-10	31,569,548	17,549,279	7,606,508	2,015	90,000	56,817,350	\$238,772	\$132,005	\$35,626	\$15	\$665	\$407,083	\$0.0072
Apr-10 (1)	16,118,575	9,873,152	6,954,992	2,015	0	32,948,734	\$121,873	\$74,307	\$212,382	\$15	\$0	\$408,577	\$0.0124
May-10	9,785,111	6,044,706	6,575,788	2,000	0	22,407,605	\$73,909	\$45,525	\$49,972	\$15	\$0	\$169,421	\$0.0076
Jun-10	6,372,561	4,548,325	6,435,804	2,000	45,340	17,404,030	\$48,029	\$34,214	\$48,937	\$15	\$377	\$131,572	\$0.0076
Total 11 Mos	199,762,222	121,568,200	81,414,763	27,127	853,170	403,625,482	\$1,488,362	\$900,379	\$599,096	\$192	\$3,855	\$2,991,884	
Jul-10	4,703,085	3,508,833	6,657,354	2,000	1,854,000	16,725,272	\$35,601	\$26,340	\$50,562	\$15	\$14,208	\$126,726	\$0.0076
Aug-10	4,318,905	3,380,330	6,937,605	2,000	421,410	15,060,250	\$32,706	\$24,727	\$52,734	\$15	\$6,117	\$116,299	\$0.0077
Sep-10	4,535,968	4,190,818	6,358,608	2,000	24,150	15,111,544	\$34,339	\$31,403	\$47,767	\$15	\$183	\$113,707	\$0.0075
Oct-10	6,390,708	4,567,370	6,974,707	2,000	115,330	18,050,115	\$48,190	\$34,602	\$53,001	\$15	\$878	\$136,686	\$0.0076
Nov-10	14,483,894	9,527,824	7,764,712	2,000	2,540	31,780,970	\$109,613	\$72,089	\$59,006	\$15	\$19	\$240,742	\$0.0076
Dec-10	30,261,382	18,259,959	9,193,127	2,000	220,000	57,936,468	\$229,117	\$138,461	\$69,861	\$15	\$1,637	\$439,091	\$0.0076
Jan-11	42,922,596	24,075,481	9,394,922	2,000	0	76,394,999	\$324,963	\$182,243	\$69,967	\$15	\$20	\$577,208	\$0.0076
Feb-11	41,387,567	24,436,872	8,177,758	1,402	0	74,003,599	\$201,272	\$96,887	\$3,722	\$5	\$0	\$301,886	\$0.0041
Mar-11	32,238,144	18,486,295	8,443,824	1,402	0	59,169,665	\$2,912	\$1,544	\$431	\$0	\$0	\$4,887	\$0.0001
Apr-11	23,750,289	13,451,282	7,621,878	1,402	0	44,824,851	\$521	\$495	\$3,588	\$0	\$0	\$4,604	\$0.0001
May-11	11,096,795	6,856,770	6,605,081	1,402	0	24,560,048	\$109	(\$86)	(\$531)	\$0	\$0	(\$508)	\$0.0000
Jun-11	6,030,360	4,260,863	6,315,568	1,402	0	16,608,193	\$182	\$224	\$7	\$0	\$0	\$413	\$0.0000
12 Mos	222,119,693	135,002,697	90,445,144	21,010	2,637,430	450,225,974	\$1,019,525	\$608,929	\$410,115	\$110	\$23,062	\$2,061,741	
Jul-11	4,881,839	3,933,695	5,908,574	1,402	0	14,725,510	\$147	\$740	\$0	\$0	\$0	\$887	\$0.0001
Aug-11	4,339,674	3,764,246	6,696,933	1,402	0	14,802,255	\$149	\$149	\$0	\$0	\$0	\$298	\$0.0000
Sep-11	4,739,834	3,925,155	6,401,359	1,402	0	15,067,750	\$134	\$289	\$0	\$0	\$0	\$423	\$0.0000
Oct-11	5,987,106	4,935,310	6,924,902	1,402	0	17,848,720	\$220	\$128	\$0	\$0	\$0	\$348	\$0.0000
Nov-11	15,084,089	10,352,414	6,863,710	1,402	0	32,301,615	\$288	\$335	\$0	\$0	\$0	\$623	\$0.0000
Dec-11	21,677,512	13,832,098	7,319,904	1,402	0	42,830,916	\$115	(\$82)	\$0	\$0	\$0	\$33	\$0.0000
Jan-12	33,868,721	19,653,841	8,457,300	1,402	0	61,981,264	\$128	\$251	\$0	\$0	\$0	\$379	\$0.0000
Feb-12	32,216,720	18,920,160	7,407,180	1,402	0	58,545,462	\$130	\$71	\$0	\$0	\$0	\$201	\$0.0000
Mar-12	26,916,760	15,620,151	6,990,903	1,402	0	49,529,216	\$186	\$118	\$0	\$0	\$0	\$304	\$0.0000
Apr-12	15,205,198	9,638,247	6,705,453	1,402	0	31,550,300	\$107	\$581	\$0	\$0	\$0	\$688	\$0.0000
May-12	10,405,551	6,625,644	6,669,614	1,412	0	23,702,221	\$38	\$22	\$0	\$0	\$0	\$60	\$0.0000
Jun-12	5,849,802	4,193,517	5,830,076	1,416	0	15,874,811	\$138	\$34	\$0	\$0	\$0	\$172	\$0.0000
12 Mos	181,172,806	115,394,478	82,175,908	16,848	0	378,760,040	\$1,780	\$2,636	\$0	\$0	\$0	\$4,416	

PIVOTAL UTILITY HOLDINGS, INC. d/b/a ELIZABETHTOWN GAS
ENERGY EFFICIENCY PROGRAM ("EEP")

EEP Schedule
TK-5

	Recoveries					Total Therms	Recoveries					Total Recoveries	Rate w/o tax **
	Therm Sales and Services						Residential	Commercial	Industrial	Lighting	Cogen.		
	Residential	Commercial	Industrial	Lighting	Cogen.								
Jul-12	4,743,331	3,982,856	5,951,702	1,416	0	14,679,305	\$21	\$58	\$0	\$0	\$0	\$79	\$0.0000
Aug-12	4,413,093	3,556,085	6,156,330	1,416	0	14,126,924	\$79	\$8	\$0	\$0	\$0	\$87	\$0.0000
Sep-12	4,520,647	3,710,193	5,590,837	1,416	0	13,823,093	\$34	\$34	\$0	\$0	\$0	\$68	\$0.0000
Oct-12	6,192,138	4,411,414	6,409,067	1,402	0	17,014,021	\$51	\$2	\$0	\$0	\$0	\$53	\$0.0000
Nov-12	14,024,994	9,769,066	6,349,712	1,402	0	30,145,174	(\$18)	\$0	\$0	\$0	\$0	(\$18)	\$0.0000
Dec-12	27,327,700	16,745,133	6,717,806	1,402	0	50,792,041	(\$2)	\$7	\$0	\$0	\$0	\$5	\$0.0000
Jan-13	34,145,945	17,423,400	8,032,481	1,402	0	59,603,228	\$87	\$49	\$0	\$0	\$0	\$136	\$0.0000
Feb-13	40,418,740	27,252,003	7,889,067	1,402	0	75,561,212	\$35	\$362	\$0	\$0	\$0	\$397	\$0.0000
Mar-13	37,047,757	21,608,948	8,010,357	1,402	0	66,668,464	(\$30)	\$2	\$0	\$0	\$0	(\$28)	\$0.0000
Apr-13	26,252,079	14,314,629	7,237,275	1,402	0	47,805,385	\$8	\$77	\$0	\$0	\$0	\$85	\$0.0000
May-13	11,354,644	7,193,009	6,641,342	1,402	0	25,190,397	(\$4)	(\$41)	\$0	\$0	\$0	(\$45)	\$0.0000
Jun-13	6,997,978	5,146,703	5,862,863	1,402	0	18,008,946	\$9	(\$11)	\$0	\$0	\$0	(\$2)	\$0.0000
12 Mos	217,439,046	135,113,439	80,848,839	16,866	0	433,418,190	\$270	\$547	\$0	\$0	\$0	\$817	
Jul-13	4,835,079	3,839,568	5,080,554	1,402	0	13,756,603	\$5	\$0	\$0	\$0	\$0	\$5	\$0.0000
Aug-13	4,537,270	3,646,461	6,524,724	1,402	0	14,709,857	\$2	\$5	\$0	\$0	\$0	\$7	\$0.0000
Sep-13	4,777,447	4,123,400	5,433,793	1,402	0	14,336,042	\$45	\$8	\$0	\$0	\$0	\$53	\$0.0000
Oct-13	5,882,255	4,769,235	6,068,665	1,402	0	16,721,557	(\$15)	\$0	\$0	\$0	\$0	(\$15)	\$0.0000
Nov-13	14,696,061	10,650,067	6,680,257	1,402	0	32,027,787	\$7	(\$7)	\$0	\$0	\$0	\$0	\$0.0000
Dec-13	32,257,624	19,615,823	6,833,807	1,402	0	58,708,656	\$0	\$3	\$0	\$0	\$0	\$3	\$0.0000
Jan-14	42,404,093	25,223,822	7,767,145	1,372	0	75,396,432	\$62,797	\$53,201	\$29,594	\$3	\$0	\$145,595	\$0.0019
Feb-14	47,376,629	27,821,296	7,289,928	1,372	0	82,489,225	\$184,552	\$108,092	\$28,436	\$5	\$118	\$321,203	\$0.0039
Mar-14	42,448,792	24,110,711	7,320,631	1,372	0	73,881,506	\$166,513	\$94,711	\$28,675	\$5	\$11	\$289,915	\$0.0039
Apr-14	27,196,068	15,544,195	6,474,801	1,372	0	49,216,436	\$106,645	\$60,387	\$24,946	\$5	\$0	\$191,983	\$0.0039
May-14	13,372,198	7,407,698	6,220,548	1,372	0	27,001,816	\$52,370	\$29,086	\$24,353	\$5	(\$129)	\$105,685	\$0.0039
Jun-14	6,335,942	4,620,271	6,183,939	1,372	0	17,141,524	\$24,869	\$18,028	\$23,381	\$5	\$0	\$66,283	\$0.0039
12 Mos	246,119,458	151,372,547	77,878,792	16,644	0	475,387,441	\$597,790	\$363,514	\$159,385	\$28	\$0	\$1,120,717	
Jul-14	4,934,045	3,951,614	5,533,237	1,372	0	14,420,268	\$19,293	\$15,525	\$21,585	\$5	\$0	\$56,408	\$0.0039
Aug-14	4,589,608	3,722,106	5,385,881	365	0	13,697,960	\$18,064	\$14,624	\$22,392	\$1	\$0	\$55,081	\$0.0039
Sep-14	4,791,870	4,119,963	5,699,616	365	0	14,611,814	\$18,822	\$16,115	\$22,349	\$1	\$0	\$57,287	\$0.0039
Oct-14	5,783,628	4,602,010	6,358,270	365	0	16,744,273	\$22,638	\$18,090	\$24,827	\$1	\$0	\$65,556	\$0.0039
Nov-14	14,592,831	11,069,035	7,175,707	394	0	32,837,967	\$57,194	\$43,710	\$28,097	\$2	\$0	\$129,003	\$0.0039
Dec-14	30,878,719	18,519,674	7,334,835	380	0	56,733,608	\$168,198	\$114,852	\$59,516	\$2	\$0	\$342,568	\$0.0061
Jan-15	39,265,102	23,516,325	8,364,920	380	0	71,146,727	\$321,285	\$192,416	\$69,080	\$3	\$0	\$582,784	\$0.0082
Feb-15	49,450,067	29,304,338	8,209,149	380	0	86,963,934	\$406,739	\$240,770	\$67,136	\$3	\$0	\$714,648	\$0.0082
Mar-15	47,968,255	26,142,711	7,899,841	365	0	82,011,172	\$394,595	\$214,241	\$65,120	\$3	\$0	\$673,959	\$0.0082
Apr-15	* 21,784,500	12,466,846	6,802,032	2,400	0	41,055,778	\$178,633	\$102,228	\$55,777	\$20	\$0	\$336,658	\$0.0082
May-15	* 10,875,100	7,316,457	6,230,188	2,400	0	24,424,145	\$89,176	\$59,995	\$51,088	\$20	\$0	\$200,279	\$0.0082
Jun-15	* 5,082,000	4,363,786	5,393,843	2,400	0	14,842,029	\$41,672	\$35,783	\$44,230	\$20	\$0	\$121,705	\$0.0082
12 Mos	239,995,725	149,094,865	80,387,519	11,566	0	469,489,675	\$1,736,309	\$1,068,349	\$531,197	\$81	\$0	\$3,335,936	

PIVOTAL UTILITY HOLDINGS, INC. d/b/a ELIZABETHTOWN GAS
ENERGY EFFICIENCY PROGRAM ("EEP")

EEP Schedule
TK-5

		Recoveries					Recoveries					Total Recoveries	Rate w/o tax **	
Therm Sales and Services		Total Therms					Recoveries							
		Residential	Commercial	Industrial	Lighting	Cogen.	Residential	Commercial	Industrial	Lighting	Cogen.			
Jul-15	*	4,114,200	3,829,036	5,282,207	2,400	0	13,227,843	\$33,736	\$31,398	\$43,314	\$20	\$0	\$108,468	\$0.0082
Aug-15	*	4,089,900	3,863,468	5,437,225	2,400	0	13,392,993	\$33,537	\$31,680	\$44,585	\$20	\$0	\$109,822	\$0.0082
Sep-15	*	4,215,400	3,940,664	5,034,983	2,400	0	13,193,447	\$34,566	\$32,313	\$41,287	\$20	\$0	\$108,186	\$0.0082
Oct-15	*	7,046,500	5,785,902	5,843,348	2,400	0	18,678,150	\$46,507	\$38,187	\$38,566	\$16	\$0	\$123,276	\$0.0066
Nov-15	*	16,008,900	10,309,267	5,721,379	2,400	0	32,041,946	\$80,045	\$51,546	\$28,607	\$12	\$0	\$160,210	\$0.0050
Dec-15	*	28,033,700	16,529,481	5,757,063	2,400	0	50,322,644	\$140,169	\$82,647	\$28,785	\$12	\$0	\$251,613	\$0.0050
Jan-16	*	40,507,700	22,995,083	7,569,525	2,400	0	71,074,708	\$202,539	\$114,975	\$37,848	\$12	\$0	\$355,374	\$0.0050
Feb-16	*	43,256,900	24,582,577	7,263,375	2,400	0	75,105,252	\$216,285	\$122,913	\$36,317	\$12	\$0	\$375,527	\$0.0050
Mar-16	*	35,504,900	19,996,896	7,551,079	2,400	0	63,055,275	\$177,525	\$99,984	\$37,755	\$12	\$0	\$315,276	\$0.0050
Apr-16	*	21,784,500	12,466,846	6,802,032	2,400	0	41,055,778	\$108,923	\$62,334	\$34,010	\$12	\$0	\$205,279	\$0.0050
May-16	*	10,875,100	7,316,457	6,230,188	2,400	0	24,424,145	\$54,376	\$36,582	\$31,151	\$12	\$0	\$122,121	\$0.0050
Jun-16	*	5,082,000	4,363,786	5,393,843	2,400	0	14,842,029	\$25,410	\$21,819	\$26,969	\$12	\$0	\$74,210	\$0.0050
12 Mos		220,519,700	135,979,463	73,886,247	28,800	0	430,414,210	\$1,153,618	\$726,378	\$429,194	\$172	\$0	\$2,309,362	
Jul-16	*	4,114,200	3,829,036	5,282,207	2,400	0	13,227,843	\$20,571	\$19,145	\$26,411	\$12	\$0	\$66,139	\$0.0050
Aug-16	*	4,089,900	3,863,468	5,437,225	2,400	0	13,392,993	\$20,450	\$19,317	\$27,186	\$12	\$0	\$66,965	\$0.0050
Sep-16	*	4,215,400	3,940,664	5,034,983	2,400	0	13,193,447	\$21,077	\$19,703	\$25,175	\$12	\$0	\$65,967	\$0.0050
Oct-16	*	7,046,500	5,785,902	5,843,348	2,400	0	18,678,150	\$30,300	\$24,879	\$25,126	\$10	\$0	\$80,315	\$0.0043
Nov-16	*	16,008,900	10,309,267	5,721,379	2,400	0	32,041,946	\$56,031	\$36,082	\$20,025	\$8	\$0	\$112,146	\$0.0035
Dec-16	*	28,033,700	16,529,481	5,757,063	2,400	0	50,322,644	\$98,118	\$57,853	\$20,150	\$8	\$0	\$176,129	\$0.0035
Jan-17	*	40,507,700	22,995,083	7,569,525	2,400	0	71,074,708	\$141,777	\$80,483	\$26,493	\$8	\$0	\$248,761	\$0.0035
Feb-17	*	43,256,900	24,582,577	7,263,375	2,400	0	75,105,252	\$151,399	\$86,039	\$25,422	\$8	\$0	\$262,868	\$0.0035
Mar-17	*	35,504,900	19,996,896	7,551,079	2,400	0	63,055,275	\$124,267	\$69,989	\$26,429	\$8	\$0	\$220,693	\$0.0035
Apr-17	*	21,784,500	12,466,846	6,802,032	2,400	0	41,055,778	\$76,246	\$43,634	\$23,807	\$8	\$0	\$143,695	\$0.0035
May-17	*	10,875,100	7,316,457	6,230,188	2,400	0	24,424,145	\$38,063	\$25,608	\$21,806	\$8	\$0	\$85,485	\$0.0035
Jun-17	*	5,082,000	4,363,786	5,393,843	2,400	0	14,842,029	\$17,787	\$15,273	\$18,878	\$8	\$0	\$51,946	\$0.0035
12 Mos		220,519,700	135,979,463	73,886,247	28,800	0	430,414,210	\$796,086	\$498,005	\$286,908	\$110	\$0	\$1,581,109	
Jul-17	*	4,114,200	3,829,036	5,282,207	2,400	0	13,227,843	\$14,400	\$13,402	\$18,488	\$8	\$0	\$46,298	\$0.0035
Aug-17	*	4,089,900	3,863,468	5,437,225	2,400	0	13,392,993	\$14,315	\$13,522	\$19,030	\$8	\$0	\$46,875	\$0.0035
Sep-17	*	4,215,400	3,940,664	5,034,983	2,400	0	13,193,447	\$14,754	\$13,792	\$17,622	\$8	\$0	\$46,176	\$0.0035
Oct-17	*	7,046,500	5,785,902	5,843,348	2,400	0	18,678,150	\$26,777	\$21,986	\$22,205	\$9	\$0	\$70,977	\$0.0038
Nov-17	*	16,008,900	10,309,267	5,721,379	2,400	0	32,041,946	\$64,036	\$41,237	\$22,886	\$10	\$0	\$128,169	\$0.0040
Dec-17	*	28,033,700	16,529,481	5,757,063	2,400	0	50,322,644	\$112,135	\$66,118	\$23,028	\$10	\$0	\$201,291	\$0.0040
Jan-18	*	40,507,700	22,995,083	7,569,525	2,400	0	71,074,708	\$162,031	\$91,980	\$30,278	\$10	\$0	\$284,299	\$0.0040
Feb-18	*	43,256,900	24,582,577	7,263,375	2,400	0	75,105,252	\$173,028	\$98,330	\$29,054	\$10	\$0	\$300,422	\$0.0040
Mar-18	*	35,504,900	19,996,896	7,551,079	2,400	0	63,055,275	\$142,020	\$79,988	\$30,204	\$10	\$0	\$252,222	\$0.0040
Apr-18	*	21,784,500	12,466,846	6,802,032	2,400	0	41,055,778	\$87,138	\$49,867	\$27,208	\$10	\$0	\$164,223	\$0.0040
May-18	*	10,875,100	7,316,457	6,230,188	2,400	0	24,424,145	\$43,500	\$29,266	\$24,921	\$10	\$0	\$97,697	\$0.0040
Jun-18	*	5,082,000	4,363,786	5,393,843	2,400	0	14,842,029	\$20,328	\$17,455	\$21,575	\$10	\$0	\$59,368	\$0.0040
12 Mos		220,519,700	135,979,463	73,886,247	28,800	0	430,414,210	\$874,462	\$536,943	\$286,499	\$113	\$0	\$1,698,017	

PIVOTAL UTILITY HOLDINGS, INC. d/b/a ELIZABETHTOWN GAS
ENERGY EFFICIENCY PROGRAM ("EEP")

EEP Schedule
TK-5

		Therm Sales and Services					Recoveries	Recoveries					Total Recoveries	Rate w/o tax **
		Residential	Commercial	Industrial	Lighting	Cogen.	Total Therms	Residential	Commercial	Industrial	Lighting	Cogen.		
Jul-18	*	4,114,200	3,829,036	5,282,207	2,400	0	13,227,843	\$16,457	\$15,316	\$21,129	\$10	\$0	\$52,912	\$0.0040
Aug-18	*	4,089,900	3,863,468	5,437,225	2,400	0	13,392,993	\$16,360	\$15,454	\$21,749	\$10	\$0	\$53,573	\$0.0040
Sep-18	*	4,215,400	3,940,664	5,034,983	2,400	0	13,193,447	\$16,862	\$15,763	\$20,140	\$10	\$0	\$52,775	\$0.0040
Oct-18	*	7,046,500	5,785,902	5,843,348	2,400	0	18,678,150	\$29,595	\$24,301	\$24,542	\$10	\$0	\$78,448	\$0.0042
Nov-18	*	16,008,900	10,309,267	5,721,379	2,400	0	32,041,946	\$68,838	\$44,330	\$24,602	\$10	\$0	\$137,780	\$0.0043
Dec-18	*	28,033,700	16,529,481	5,757,063	2,400	0	50,322,644	\$120,545	\$71,077	\$24,755	\$10	\$0	\$216,387	\$0.0043
Jan-19	*	40,507,700	22,995,083	7,569,525	2,400	0	71,074,708	\$174,183	\$98,879	\$32,549	\$10	\$0	\$305,621	\$0.0043
Feb-19	*	43,256,900	24,582,577	7,263,375	2,400	0	75,105,252	\$186,005	\$105,705	\$31,233	\$10	\$0	\$322,953	\$0.0043
Mar-19	*	35,504,900	19,996,896	7,551,079	2,400	0	63,055,275	\$152,671	\$85,987	\$32,470	\$10	\$0	\$271,138	\$0.0043
Apr-19	*	21,784,500	12,466,846	6,802,032	2,400	0	41,055,778	\$93,673	\$53,607	\$29,249	\$10	\$0	\$176,539	\$0.0043
May-19	*	10,875,100	7,316,457	6,230,188	2,400	0	24,424,145	\$46,763	\$31,461	\$26,790	\$10	\$0	\$105,024	\$0.0043
Jun-19	*	5,082,000	4,363,786	5,393,843	2,400	0	14,842,029	\$21,853	\$18,764	\$23,194	\$10	\$0	\$63,821	\$0.0043
12 Mos		220,519,700	135,979,463	73,886,247	28,800	0	430,414,210	\$943,805	\$580,644	\$312,402	\$120	\$0	\$1,836,971	
Jul-19	*	4,114,200	3,829,036	5,282,207	2,400	0	13,227,843	\$17,691	\$16,465	\$22,713	\$10	\$0	\$56,879	\$0.0043
Aug-19	*	4,089,900	3,863,468	5,437,225	2,400	0	13,392,993	\$17,587	\$16,613	\$23,380	\$10	\$0	\$57,590	\$0.0043
Sep-19	*	4,215,400	3,940,664	5,034,983	2,400	0	13,193,447	\$18,126	\$16,945	\$21,650	\$10	\$0	\$56,731	\$0.0043
Oct-19	*	7,046,500	5,785,902	5,843,348	2,400	0	18,678,150	\$23,958	\$19,672	\$19,867	\$8	\$0	\$63,505	\$0.0034
Nov-19	*	16,008,900	10,309,267	5,721,379	2,400	0	32,041,946	\$40,022	\$25,773	\$14,303	\$6	\$0	\$80,104	\$0.0025
Dec-19	*	28,033,700	16,529,481	5,757,063	2,400	0	50,322,644	\$70,084	\$41,324	\$14,393	\$6	\$0	\$125,807	\$0.0025
Jan-20	*	40,507,700	22,995,083	7,569,525	2,400	0	71,074,708	\$101,269	\$57,488	\$18,924	\$6	\$0	\$177,687	\$0.0025
Feb-20	*	43,256,900	24,582,577	7,263,375	2,400	0	75,105,252	\$108,142	\$61,456	\$18,158	\$6	\$0	\$187,762	\$0.0025
Mar-20	*	35,504,900	19,996,896	7,551,079	2,400	0	63,055,275	\$88,762	\$49,992	\$18,878	\$6	\$0	\$157,638	\$0.0025
Apr-20	*	21,784,500	12,466,846	6,802,032	2,400	0	41,055,778	\$54,461	\$31,167	\$17,005	\$6	\$0	\$102,639	\$0.0025
May-20	*	10,875,100	7,316,457	6,230,188	2,400	0	24,424,145	\$27,188	\$18,291	\$15,575	\$6	\$0	\$61,060	\$0.0025
Jun-20	*	5,082,000	4,363,786	5,393,843	2,400	0	14,842,029	\$12,705	\$10,909	\$13,485	\$6	\$0	\$37,105	\$0.0025
12 Mos		220,519,700	135,979,463	73,886,247	28,800	0	430,414,210	\$579,995	\$366,095	\$218,331	\$86	\$0	\$1,164,507	
Jul-20	*	4,114,200	3,829,036	5,282,207	2,400	0	13,227,843	\$10,286	\$9,573	\$13,206	\$6	\$0	\$33,071	\$0.0025
Aug-20	*	4,089,900	3,863,468	5,437,225	2,400	0	13,392,993	\$10,225	\$9,659	\$13,593	\$6	\$0	\$33,483	\$0.0025
Sep-20	*	4,215,400	3,940,664	5,034,983	2,400	0	13,193,447	\$10,539	\$9,852	\$12,587	\$6	\$0	\$32,984	\$0.0025
Oct-20	*	7,046,500	5,785,902	5,843,348	2,400	0	18,678,150	\$13,388	\$10,993	\$11,102	\$5	\$0	\$35,488	\$0.0019
Nov-20	*	16,008,900	10,309,267	5,721,379	2,400	0	32,041,946	\$19,211	\$12,371	\$6,866	\$3	\$0	\$38,451	\$0.0012
Dec-20	*	28,033,700	16,529,481	5,757,063	2,400	0	50,322,644	\$33,640	\$19,835	\$6,908	\$3	\$0	\$60,386	\$0.0012
Jan-21	*	40,507,700	22,995,083	7,569,525	2,400	0	71,074,708	\$48,609	\$27,594	\$9,083	\$3	\$0	\$85,289	\$0.0012
Feb-21	*	43,256,900	24,582,577	7,263,375	2,400	0	75,105,252	\$51,908	\$29,499	\$8,716	\$3	\$0	\$90,126	\$0.0012
Mar-21	*	35,504,900	19,996,896	7,551,079	2,400	0	63,055,275	\$42,606	\$23,996	\$9,061	\$3	\$0	\$75,666	\$0.0012
Apr-21	*	21,784,500	12,466,846	6,802,032	2,400	0	41,055,778	\$26,141	\$14,960	\$8,162	\$3	\$0	\$49,266	\$0.0012
May-21	*	10,875,100	7,316,457	6,230,188	2,400	0	24,424,145	\$13,050	\$8,780	\$7,476	\$3	\$0	\$29,309	\$0.0012
Jun-21	*	5,082,000	4,363,786	5,393,843	2,400	0	14,842,029	\$6,098	\$5,237	\$6,473	\$3	\$0	\$17,811	\$0.0012
12 Mos		220,519,700	135,979,463	73,886,247	28,800	0	430,414,210	\$285,701	\$182,349	\$113,233	\$47	\$0	\$581,330	

PIVOTAL UTILITY HOLDINGS, INC. d/b/a ELIZABETHTOWN GAS
ENERGY EFFICIENCY PROGRAM ("EEP")

EEP Schedule
TK-5

	Recoveries						Recoveries					EEP Schedule		
	Therm Sales and Services					Total Therms	Recoveries					Total Recoveries	Rate w/o tax **	
	Residential	Commercial	Industrial	Lighting	Cogen.		Residential	Commercial	Industrial	Lighting	Cogen.			
Jul-21	*	4,114,200	3,829,036	5,282,207	2,400	0	13,227,843	\$4,937	\$4,595	\$6,339	\$3	\$0	\$15,874	\$0.0012
Aug-21	*	4,089,900	3,863,468	5,437,225	2,400	0	13,392,993	\$4,908	\$4,636	\$6,525	\$3	\$0	\$16,072	\$0.0012
Sep-21	*	4,215,400	3,940,664	5,034,983	2,400	0	13,193,447	\$5,058	\$4,729	\$6,042	\$3	\$0	\$15,832	\$0.0012
Oct-21	*	7,046,500	5,785,902	5,843,348	2,400	0	18,678,150	\$7,047	\$5,786	\$5,843	\$2	\$0	\$18,678	\$0.0010
Nov-21	*	16,008,900	10,309,267	5,721,379	2,400	0	32,041,946	\$11,206	\$7,216	\$4,005	\$2	\$0	\$22,429	\$0.0007
Dec-21	*	28,033,700	16,529,481	5,757,063	2,400	0	50,322,644	\$19,624	\$11,571	\$4,030	\$2	\$0	\$35,227	\$0.0007
Jan-22	*	40,507,700	22,995,083	7,569,525	2,400	0	71,074,708	\$28,355	\$16,097	\$5,299	\$2	\$0	\$49,753	\$0.0007
Feb-22	*	43,256,900	24,582,577	7,263,375	2,400	0	75,105,252	\$30,280	\$17,208	\$5,084	\$2	\$0	\$52,574	\$0.0007
Mar-22	*	35,504,900	19,996,896	7,551,079	2,400	0	63,055,275	\$24,853	\$13,998	\$5,286	\$2	\$0	\$44,139	\$0.0007
Apr-22	*	21,784,500	12,466,846	6,802,032	2,400	0	41,055,778	\$15,249	\$8,727	\$4,761	\$2	\$0	\$28,739	\$0.0007
May-22	*	10,875,100	7,316,457	6,230,188	2,400	0	24,424,145	\$7,613	\$5,122	\$4,361	\$2	\$0	\$17,098	\$0.0007
Jun-22	*	5,082,000	4,363,786	5,393,843	2,400	0	14,842,029	\$3,557	\$3,055	\$3,776	\$2	\$0	\$10,390	\$0.0007
12 Mos		220,519,700	135,979,463	73,886,247	28,800	0	430,414,210	\$162,687	\$102,740	\$61,351	\$27	\$0	\$326,805	
Jul-22	*	4,114,200	3,829,036	5,282,207	2,400	0	13,227,843	\$2,880	\$2,680	\$3,698	\$2	\$0	\$9,260	\$0.0007
Aug-22	*	4,089,900	3,863,468	5,437,225	2,400	0	13,392,993	\$2,863	\$2,704	\$3,806	\$2	\$0	\$9,375	\$0.0007
Sep-22	*	4,215,400	3,940,664	5,034,983	2,400	0	13,193,447	\$2,951	\$2,758	\$3,524	\$2	\$0	\$9,235	\$0.0007
Oct-22	*	7,046,500	5,785,902	5,843,348	2,400	0	18,678,150	\$2,819	\$2,314	\$2,337	\$1	\$0	\$7,471	\$0.0004
Nov-22	*	16,008,900	10,309,267	5,721,379	2,400	0	32,041,946	\$1,601	\$1,031	\$572	\$0	\$0	\$3,204	\$0.0001
Dec-22	*	28,033,700	16,529,481	5,757,063	2,400	0	50,322,644	\$2,803	\$1,653	\$576	\$0	\$0	\$5,032	\$0.0001
Jan-23	*	40,507,700	22,995,083	7,569,525	2,400	0	71,074,708	\$4,051	\$2,300	\$757	\$0	\$0	\$7,108	\$0.0001
Feb-23	*	43,256,900	24,582,577	7,263,375	2,400	0	75,105,252	\$4,326	\$2,458	\$726	\$0	\$0	\$7,510	\$0.0001
Mar-23	*	35,504,900	19,996,896	7,551,079	2,400	0	63,055,275	\$3,550	\$2,000	\$755	\$0	\$0	\$6,305	\$0.0001
Apr-23	*	21,784,500	12,466,846	6,802,032	2,400	0	41,055,778	\$2,178	\$1,247	\$680	\$0	\$0	\$4,105	\$0.0001
May-23	*	10,875,100	7,316,457	6,230,188	2,400	0	24,424,145	\$1,088	\$732	\$623	\$0	\$0	\$2,443	\$0.0001
Jun-23	*	5,082,000	4,363,786	5,393,843	2,400	0	14,842,029	\$508	\$436	\$539	\$0	\$0	\$1,483	\$0.0001
12 Mos		220,519,700	135,979,463	73,886,247	28,800	0	430,414,210	\$31,618	\$22,313	\$18,593	\$7	\$0	\$72,531	
Jul-23	*	4,114,200	3,829,036	5,282,207	2,400	0	13,227,843	\$411	\$383	\$528	\$0	\$0	\$1,322	\$0.0001
Aug-23	*	4,089,900	3,863,468	5,437,225	2,400	0	13,392,993	\$409	\$386	\$544	\$0	\$0	\$1,339	\$0.0001
Sep-23	*	4,215,400	3,940,664	5,034,983	2,400	0	13,193,447	\$422	\$394	\$503	\$0	\$0	\$1,319	\$0.0001
Oct-23	*	7,046,500	5,785,902	5,843,348	2,400	0	18,678,150	\$705	\$579	\$584	\$0	\$0	\$1,868	\$0.0001
Nov-23	*	16,008,900	10,309,267	5,721,379	2,400	0	32,041,946	\$0	\$0	\$0	\$0	\$0	\$0	\$0.0000
Dec-23	*	28,033,700	16,529,481	5,757,063	2,400	0	50,322,644	\$0	\$0	\$0	\$0	\$0	\$0	\$0.0000
Jan-24	*	40,507,700	22,995,083	7,569,525	2,400	0	71,074,708	\$0	\$0	\$0	\$0	\$0	\$0	\$0.0000
Feb-24	*	43,256,900	24,582,577	7,263,375	2,400	0	75,105,252	\$0	\$0	\$0	\$0	\$0	\$0	\$0.0000
Mar-24	*	35,504,900	19,996,896	7,551,079	2,400	0	63,055,275	\$0	\$0	\$0	\$0	\$0	\$0	\$0.0000
Apr-24	*	21,784,500	12,466,846	6,802,032	2,400	0	41,055,778	\$0	\$0	\$0	\$0	\$0	\$0	\$0.0000
May-24	*	10,875,100	7,316,457	6,230,188	2,400	0	24,424,145	\$0	\$0	\$0	\$0	\$0	\$0	\$0.0000
Jun-24	*	5,082,000	4,363,786	5,393,843	2,400	0	14,842,029	\$0	\$0	\$0	\$0	\$0	\$0	\$0.0000
12 Mos		220,519,700	135,979,463	73,886,247	28,800	0	430,414,210	\$1,947	\$1,742	\$2,159	\$0	\$0	\$5,848	

PIVOTAL UTILITY HOLDINGS, INC. d/b/a ELIZABETHTOWN GAS
ENERGY EFFICIENCY PROGRAM ("EEP")

EEP Schedule
TK-5

Therm Sales and Services					Recoveries	Recoveries					Total Recoveries	Rate w/o tax **
Residential	Commercial	Industrial	Lighting	Cogen.	Total Therms	Residential	Commercial	Industrial	Lighting	Cogen.		
<hr/>						<hr/>					<hr/>	<hr/>
<hr/>						<hr/>					<hr/>	<hr/>

* Projected

** Billing at the tariff rate yields the dollars recovered, inclusive of rate proration, if any. The rate presented is derived from dividing that amount by the therms, as such rounding differences to the tariff / billing rate may result .

(1) April 2010 back billed FTS customers August 09 - March 10, for \$170,127.

PIVOTAL UTILITY HOLDINGS, INC. d/b/a ELIZABETHTOWN GAS
ENERGY EFFICIENCY PROGRAM ("EEP")

Over / Under Recovered Carrying Cost Rate
Weighted Average Cost of Borrowing
12 Months Ended

a	Rates:		Ratio:		After Tax Wtd. Avg. Cost of Borrowing (1) f=(b*d+c*e)*(1-.4085)
	Commercial Paper b	Bank Credit Lines c	Commercial Paper d	Bank Credit Lines e	
Aug-09	0.82%	0.00%	100.00%	0.00%	0.49%
Sep-09	0.79%	0.00%	100.00%	0.00%	0.47%
Oct-09	0.70%	0.00%	100.00%	0.00%	0.41%
Nov-09	0.56%	0.00%	100.00%	0.00%	0.33%
Dec-09	0.53%	0.00%	100.00%	0.00%	0.31%
Jan-10	0.52%	0.00%	100.00%	0.00%	0.31%
Feb-10	0.57%	0.00%	100.00%	0.00%	0.34%
Mar-10	0.65%	0.00%	100.00%	0.00%	0.38%
Apr-10	1.13%	0.00%	100.00%	0.00%	0.67%
May-10	1.11%	0.00%	100.00%	0.00%	0.66%
Jun-10	0.60%	0.00%	100.00%	0.00%	0.35%
Jul-10	0.59%	0.00%	100.00%	0.00%	0.35%
Aug-10	0.54%	0.00%	100.00%	0.00%	0.32%
Sep-10	0.51%	0.00%	100.00%	0.00%	0.30%
Oct-10	0.51%	0.00%	100.00%	0.00%	0.30%
Nov-10	0.51%	0.00%	100.00%	0.00%	0.30%
Dec-10	0.50%	0.00%	100.00%	0.00%	0.30%
Jan-11	0.49%	0.00%	100.00%	0.00%	0.29%
Feb-11	0.49%	0.00%	100.00%	0.00%	0.29%
Mar-11	0.92%	0.00%	100.00%	0.00%	0.54%
Apr-11	0.00%	0.00%	100.00%	0.00%	0.00%
May-11	0.32%	0.00%	100.00%	0.00%	0.19%
Jun-11	0.31%	0.00%	100.00%	0.00%	0.18%
Jul-11	0.33%	0.00%	100.00%	0.00%	0.20%
Aug-11	0.34%	0.00%	100.00%	0.00%	0.20%
Sep-11	0.00%	0.00%	100.00%	0.00%	0.00%
Oct-11	0.00%	0.00%	100.00%	0.00%	0.00%
Nov-11	0.47%	0.00%	100.00%	0.00%	0.28%
Dec-11	0.57%	0.00%	100.00%	0.00%	0.34%
Jan-12	0.55%	0.00%	100.00%	0.00%	0.33%
Feb-12	0.50%	0.00%	100.00%	0.00%	0.30%
Mar-12	0.48%	0.00%	100.00%	0.00%	0.28%
Apr-12	0.48%	0.00%	100.00%	0.00%	0.28%
May-12	0.48%	0.00%	100.00%	0.00%	0.28%
Jun-12	0.48%	0.00%	100.00%	0.00%	0.28%
Jul-12	0.49%	0.00%	100.00%	0.00%	0.29%
Aug-12	0.49%	0.00%	100.00%	0.00%	0.29%
Sep-12	0.50%	0.00%	100.00%	0.00%	0.30%
Oct-12	0.50%	0.00%	100.00%	0.00%	0.30%
Nov-12	0.51%	0.00%	100.00%	0.00%	0.30%
Dec-12	0.50%	0.00%	100.00%	0.00%	0.30%
Jan-13	0.51%	0.00%	100.00%	0.00%	0.30%
Feb-13	0.50%	0.00%	100.00%	0.00%	0.30%
Mar-13	0.47%	0.00%	100.00%	0.00%	0.28%
Apr-13	0.43%	0.00%	100.00%	0.00%	0.25%
May-13	0.40%	0.00%	100.00%	0.00%	0.24%
Jun-13	0.36%	0.00%	100.00%	0.00%	0.21%
Jul-13	0.35%	0.00%	100.00%	0.00%	0.21%
Aug-13	0.33%	0.00%	100.00%	0.00%	0.20%
Sep-13	0.35%	0.00%	100.00%	0.00%	0.21%

PIVOTAL UTILITY HOLDINGS, INC. d/b/a ELIZABETHTOWN GAS
ENERGY EFFICIENCY PROGRAM ("EEP")

Over / Under Recovered Carrying Cost Rate
Weighted Average Cost of Borrowing
12 Months Ended

a	Rates:		Ratio:		After Tax
	Commercial	Bank	Commercial	Bank	Wtd. Avg. Cost
	<u>Paper</u>	<u>Credit Lines</u>	<u>Paper</u>	<u>Credit Lines</u>	<u>of Borrowing (1)</u>
	b	c	d	e	f=(b*d+c*e)*(1-.4085)
Oct-13	0.38%	0.00%	100.00%	0.00%	0.22%
Nov-13	0.35%	0.00%	100.00%	0.00%	0.21%
Dec-13	0.36%	0.00%	100.00%	0.00%	0.21%
Jan-14	0.33%	0.00%	100.00%	0.00%	0.20%
Feb-14	0.34%	0.00%	100.00%	0.00%	0.20%
Mar-14	0.35%	0.00%	100.00%	0.00%	0.21%
Apr-14	0.37%	0.00%	100.00%	0.00%	0.22%
May-14	0.23%	0.00%	100.00%	0.00%	0.14%
Jun-14	0.25%	0.00%	100.00%	0.00%	0.15%
Jul-14	0.24%	0.00%	100.00%	0.00%	0.14%
Aug-14	0.27%	0.00%	100.00%	0.00%	0.16%
Sep-14	0.28%	0.00%	100.00%	0.00%	0.17%
Oct-14	0.31%	0.00%	100.00%	0.00%	0.18%
Nov-14	0.37%	0.00%	100.00%	0.00%	0.22%
Dec-14	0.48%	0.00%	100.00%	0.00%	0.28%
Jan-15	0.50%	0.00%	100.00%	0.00%	0.30%
Feb-15	0.51%	0.00%	100.00%	0.00%	0.30%
Mar-15	0.54%	0.00%	100.00%	0.00%	0.32%
Apr-15	* 0.54%	0.00%	100.00%	0.00%	0.32%
May-15	* 0.54%	0.00%	100.00%	0.00%	0.32%
Jun-15	* 0.54%	0.00%	100.00%	0.00%	0.32%
Jul-15	* 0.54%	0.00%	100.00%	0.00%	0.32%
Aug-15	* 0.54%	0.00%	100.00%	0.00%	0.32%
Sep-15	* 0.54%	0.00%	100.00%	0.00%	0.32%
Oct-15	* 0.54%	0.00%	100.00%	0.00%	0.32%
Nov-15	* 0.54%	0.00%	100.00%	0.00%	0.32%
Dec-15	* 0.54%	0.00%	100.00%	0.00%	0.32%
Jan-16	* 0.54%	0.00%	100.00%	0.00%	0.32%
Feb-16	* 0.54%	0.00%	100.00%	0.00%	0.32%
Mar-16	* 0.54%	0.00%	100.00%	0.00%	0.32%
Apr-16	* 0.54%	0.00%	100.00%	0.00%	0.32%
May-16	* 0.54%	0.00%	100.00%	0.00%	0.32%
Jun-16	* 0.54%	0.00%	100.00%	0.00%	0.32%
Jul-16	* 0.54%	0.00%	100.00%	0.00%	0.32%
Aug-16	* 0.54%	0.00%	100.00%	0.00%	0.32%
Sep-16	* 0.54%	0.00%	100.00%	0.00%	0.32%
Oct-16	* 0.54%	0.00%	100.00%	0.00%	0.32%
Nov-16	* 0.54%	0.00%	100.00%	0.00%	0.32%
Dec-16	* 0.54%	0.00%	100.00%	0.00%	0.32%
Jan-17	* 0.54%	0.00%	100.00%	0.00%	0.32%
Feb-17	* 0.54%	0.00%	100.00%	0.00%	0.32%
Mar-17	* 0.54%	0.00%	100.00%	0.00%	0.32%
Apr-17	* 0.54%	0.00%	100.00%	0.00%	0.32%
May-17	* 0.54%	0.00%	100.00%	0.00%	0.32%
Jun-17	* 0.54%	0.00%	100.00%	0.00%	0.32%
Jul-17	* 0.54%	0.00%	100.00%	0.00%	0.32%
Aug-17	* 0.54%	0.00%	100.00%	0.00%	0.32%
Sep-17	* 0.54%	0.00%	100.00%	0.00%	0.32%
Oct-17	* 0.54%	0.00%	100.00%	0.00%	0.32%
Nov-17	* 0.54%	0.00%	100.00%	0.00%	0.32%

PIVOTAL UTILITY HOLDINGS, INC. d/b/a ELIZABETHTOWN GAS
ENERGY EFFICIENCY PROGRAM ("EEP")

Over / Under Recovered Carrying Cost Rate
Weighted Average Cost of Borrowing
12 Months Ended

a		Rates:		Ratio:		After Tax Wtd. Avg. Cost of Borrowing. (1) f=(b*d+c*e)*(1-.4085)
		Commercial Paper b	Bank Credit Lines c	Commercial Paper d	Bank Credit Lines e	
Dec-17	*	0.54%	0.00%	100.00%	0.00%	0.32%
Jan-18	*	0.54%	0.00%	100.00%	0.00%	0.32%
Feb-18	*	0.54%	0.00%	100.00%	0.00%	0.32%
Mar-18	*	0.54%	0.00%	100.00%	0.00%	0.32%
Apr-18	*	0.54%	0.00%	100.00%	0.00%	0.32%
May-18	*	0.54%	0.00%	100.00%	0.00%	0.32%
Jun-18	*	0.54%	0.00%	100.00%	0.00%	0.32%
Jul-18	*	0.54%	0.00%	100.00%	0.00%	0.32%
Aug-18	*	0.54%	0.00%	100.00%	0.00%	0.32%
Sep-18	*	0.54%	0.00%	100.00%	0.00%	0.32%
Oct-18	*	0.54%	0.00%	100.00%	0.00%	0.32%
Nov-18	*	0.54%	0.00%	100.00%	0.00%	0.32%
Dec-18	*	0.54%	0.00%	100.00%	0.00%	0.32%
Jan-19	*	0.54%	0.00%	100.00%	0.00%	0.32%
Feb-19	*	0.54%	0.00%	100.00%	0.00%	0.32%
Mar-19	*	0.54%	0.00%	100.00%	0.00%	0.32%
Apr-19	*	0.54%	0.00%	100.00%	0.00%	0.32%
May-19	*	0.54%	0.00%	100.00%	0.00%	0.32%
Jun-19	*	0.54%	0.00%	100.00%	0.00%	0.32%
Jul-19	*	0.54%	0.00%	100.00%	0.00%	0.32%
Aug-19	*	0.54%	0.00%	100.00%	0.00%	0.32%
Sep-19	*	0.54%	0.00%	100.00%	0.00%	0.32%
Oct-19	*	0.54%	0.00%	100.00%	0.00%	0.32%
Nov-19	*	0.54%	0.00%	100.00%	0.00%	0.32%
Dec-19	*	0.54%	0.00%	100.00%	0.00%	0.32%
Jan-20	*	0.54%	0.00%	100.00%	0.00%	0.32%
Feb-20	*	0.54%	0.00%	100.00%	0.00%	0.32%
Mar-20	*	0.54%	0.00%	100.00%	0.00%	0.32%
Apr-20	*	0.54%	0.00%	100.00%	0.00%	0.32%
May-20	*	0.54%	0.00%	100.00%	0.00%	0.32%
Jun-20	*	0.54%	0.00%	100.00%	0.00%	0.32%
Jul-20	*	0.54%	0.00%	100.00%	0.00%	0.32%
Aug-20	*	0.54%	0.00%	100.00%	0.00%	0.32%
Sep-20	*	0.54%	0.00%	100.00%	0.00%	0.32%
Oct-20	*	0.54%	0.00%	100.00%	0.00%	0.32%
Nov-20	*	0.54%	0.00%	100.00%	0.00%	0.32%
Dec-20	*	0.54%	0.00%	100.00%	0.00%	0.32%
Jan-21	*	0.54%	0.00%	100.00%	0.00%	0.32%
Feb-21	*	0.54%	0.00%	100.00%	0.00%	0.32%
Mar-21	*	0.54%	0.00%	100.00%	0.00%	0.32%
Apr-21	*	0.54%	0.00%	100.00%	0.00%	0.32%
May-21	*	0.54%	0.00%	100.00%	0.00%	0.32%
Jun-21	*	0.54%	0.00%	100.00%	0.00%	0.32%
Jul-21	*	0.54%	0.00%	100.00%	0.00%	0.32%
Aug-21	*	0.54%	0.00%	100.00%	0.00%	0.32%
Sep-21	*	0.54%	0.00%	100.00%	0.00%	0.32%
Oct-21	*	0.54%	0.00%	100.00%	0.00%	0.32%
Nov-21	*	0.54%	0.00%	100.00%	0.00%	0.32%
Dec-21	*	0.54%	0.00%	100.00%	0.00%	0.32%
Jan-22	*	0.54%	0.00%	100.00%	0.00%	0.32%

PIVOTAL UTILITY HOLDINGS, INC. d/b/a ELIZABETHTOWN GAS
ENERGY EFFICIENCY PROGRAM ("EEP")

Over / Under Recovered Carrying Cost Rate
Weighted Average Cost of Borrowing
12 Months Ended

a		Rates:		Ratio:		After Tax Wtd. Avg. Cost of Borrowing (1) f=(b*d+c*e)*(1-.4085)
		Commercial Paper b	Bank Credit Lines c	Commercial Paper d	Bank Credit Lines e	
Feb-22	*	0.54%	0.00%	100.00%	0.00%	0.32%
Mar-22	*	0.54%	0.00%	100.00%	0.00%	0.32%
Apr-22	*	0.54%	0.00%	100.00%	0.00%	0.32%
May-22	*	0.54%	0.00%	100.00%	0.00%	0.32%
Jun-22	*	0.54%	0.00%	100.00%	0.00%	0.32%
Jul-22	*	0.54%	0.00%	100.00%	0.00%	0.32%
Aug-22	*	0.54%	0.00%	100.00%	0.00%	0.32%
Sep-22	*	0.54%	0.00%	100.00%	0.00%	0.32%
Oct-22	*	0.54%	0.00%	100.00%	0.00%	0.32%
Nov-22	*	0.54%	0.00%	100.00%	0.00%	0.32%
Dec-22	*	0.54%	0.00%	100.00%	0.00%	0.32%
Jan-23	*	0.54%	0.00%	100.00%	0.00%	0.32%
Feb-23	*	0.54%	0.00%	100.00%	0.00%	0.32%
Mar-23	*	0.54%	0.00%	100.00%	0.00%	0.32%
Apr-23	*	0.54%	0.00%	100.00%	0.00%	0.32%
May-23	*	0.54%	0.00%	100.00%	0.00%	0.32%
Jun-23	*	0.54%	0.00%	100.00%	0.00%	0.32%
Jul-23	*	0.54%	0.00%	100.00%	0.00%	0.32%
Aug-23	*	0.54%	0.00%	100.00%	0.00%	0.32%
Sep-23	*	0.54%	0.00%	100.00%	0.00%	0.32%
Oct-23	*	0.54%	0.00%	100.00%	0.00%	0.32%
Nov-23	*	0.54%	0.00%	100.00%	0.00%	0.32%
Dec-23	*	0.54%	0.00%	100.00%	0.00%	0.32%
Jan-24	*	0.54%	0.00%	100.00%	0.00%	0.32%
Feb-24	*	0.54%	0.00%	100.00%	0.00%	0.32%
Mar-24	*	0.54%	0.00%	100.00%	0.00%	0.32%
Apr-24	*	0.54%	0.00%	100.00%	0.00%	0.32%
May-24	*	0.54%	0.00%	100.00%	0.00%	0.32%
Jun-24	*	0.54%	0.00%	100.00%	0.00%	0.32%

* Projected

(1) The Company's weighted average interest rate obtained on its commercial paper and bank credit lines, when utilized. The projected months are based on the last actual rate.

ELIZABETHTOWN GAS
B. P. U. NO. 14 – GAS
CANCELLING
B. P. U. NO. 13 – GAS

SEVENTH REVISED SHEET NO. 120

RIDER "G"

ENERGY EFFICIENCY PROGRAM ("EEP")

Applicable to all customers except those customers under special contracts as filed and approved by the NJBPU and those customers exempted pursuant to the Long-Term Capacity Agreement Pilot Program ("LCAPP"), P.L. 2011 c.9, codified as N.J.S.A. 48:3-60.1. See the LCAPP Exemption Procedures at the end of the Societal Benefits Charge ("SBC") Rider "D."

The EEP shall be collected on a per therm basis and shall remain in effect until changed by order of the NJBPU. The applicable EEP unit charges are as follows:

\$0.0054~~\$0.0088~~ per therm

In accordance with P.L. 1997, c. 162, the charges applicable under this Rider include provision for the New Jersey Sales and Use Tax, and when billed to customers exempt from this tax shall be reduced by the amount of such tax included therein.

In the "Global Warming Act," N.J.S.A.26-2C-45. or "RGGI Legislation" the State Legislature determined that global warming is a pervasive and dangerous threat that should be addressed through the establishment of a statewide greenhouse gas emissions reduction program. On May 8, 2008, the Board issued an Order (the "RGGI Order") pursuant to N.J.S.A. 48:3-98.1(c). The RGGI Order allowed electric and gas public utilities to offer energy efficiency and conservation programs on a regulated basis. By Order dated April 11, 2012 in Docket No. GO11070399, the Board approved a Stipulation that extended the program for one year, changed the name to EEP, and streamlined the program offerings. By Order dated April 29, 2013 in Docket No. GO12100946, the Board approved a Stipulation that extended the program to September 1, 2013. By Order dated August 21, 2013 in Docket No. GO12100946, the Board approved a Stipulation that extended the program through August, 2015.

The EEP will enhance or supplement existing Clean Energy Program ("CEP") incentives with programs such as:

1. Expanded gas HVAC and hot water heater incentive programs for residential customers;
2. Commercial customer energy efficiency programs which enhance CEP SmartStart and Pay for Performance incentives; and
3. Enhanced customer education and outreach initiatives designed to encourage customers to conserve energy and lower their gas bills.

Date of Issue: ~~December 1, 2014~~

Effective: Service Rendered
on and after ~~December 1, 2014~~

Issued by: Brian MacLean, President
520 Green Lane
Union, New Jersey 07083

Filed Pursuant to Order of the Board of Public Utilities

Dated ~~November 21, 2014~~ in Docket No. GR14091073GR13090874

CLEAN

ELIZABETHTOWN GAS
B. P. U. NO. 14 – GAS
CANCELLING
B. P. U. NO. 13 – GAS

REVISED SHEET NO. 120

RIDER "G"

ENERGY EFFICIENCY PROGRAM ("EEP")

Applicable to all customers except those customers under special contracts as filed and approved by the NJBPU and those customers exempted pursuant to the Long-Term Capacity Agreement Pilot Program ("LCAPP"), P.L. 2011 c.9, codified as N.J.S.A. 48:3-60.1. See the LCAPP Exemption Procedures at the end of the Societal Benefits Charge ("SBC") Rider "D."

The EEP shall be collected on a per therm basis and shall remain in effect until changed by order of the NJBPU. The applicable EEP unit charges are as follows:

\$0.0054 per therm

In accordance with P.L. 1997, c. 162, the charges applicable under this Rider include provision for the New Jersey Sales and Use Tax, and when billed to customers exempt from this tax shall be reduced by the amount of such tax included therein.

In the "Global Warming Act," *N.J.S.A.26-2C-45*, or "RGGI Legislation" the State Legislature determined that global warming is a pervasive and dangerous threat that should be addressed through the establishment of a statewide greenhouse gas emissions reduction program. On May 8, 2008, the Board issued an Order (the "RGGI Order") pursuant to *N.J.S.A. 48:3-98.1(c)*. The RGGI Order allowed electric and gas public utilities to offer energy efficiency and conservation programs on a regulated basis. By Order dated April 11, 2012 in Docket No. GO11070399, the Board approved a Stipulation that extended the program for one year, changed the name to EEP, and streamlined the program offerings. By Order dated April 29, 2013 in Docket No. GO12100946, the Board approved a Stipulation that extended the program to September 1, 2013. By Order dated August 21, 2013 in Docket No. GO12100946, the Board approved a Stipulation that extended the program through August, 2015.

The EEP will enhance or supplement existing Clean Energy Program ("CEP") incentives with programs such as:

1. Expanded gas HVAC and hot water heater incentive programs for residential customers;
2. Commercial customer energy efficiency programs which enhance CEP SmartStart and Pay for Performance incentives; and
3. Enhanced customer education and outreach initiatives designed to encourage customers to conserve energy and lower their gas bills.

Date of Issue:

Effective: Service Rendered
on and after

Issued by: Brian MacLean, President
520 Green Lane
Union, New Jersey 07083

Filed Pursuant to Order of the Board of Public Utilities
Dated in Docket No. GR14091073

PIVOTAL UTILITY HOLDINGS, INC. d/b/a ELIZABETHTOWN GAS
ENERGY EFFICIENCY PROGRAM ("EEP")
RATE IMPACT

Note: ETG is not requesting a rate change in this filing

	Current Rate			
	2013 filing	2015-2016	2016-2017	2017-2018
Estimated (Over)/Under Recovery at September	\$10,176	(\$690,563)	\$92,792	(\$95,176)
Estimated Revenue Requirements (Oct-Sept) *				
Original filing - 8/09 - 12/10	\$654,141	\$41,074	\$0	\$0
Extension 1/11 - 3/12	\$1,405,332	\$746,796	\$0	\$0
Extension 4/12 - 8/13	\$957,128	\$548,452	\$95,323	\$748
Extension 9/13 - 8/15	\$562,778	\$962,936	\$272,109	\$234,577
Proposed Extension	\$0	\$885,943	\$1,293,539	\$1,545,719
Total Amount to be Recovered	\$3,589,555	\$2,494,638	\$1,753,763	\$1,685,868

Per Therm Recovery - Incl. Tax

	2013 filing	2015-2016	2016-2017	2017-2018
Firm Throughput - therms	438,119,087	430,414,210	430,414,210	430,414,210
(Over)/Under Recovery	\$0.0001	(\$0.0018)	\$0.0003	(\$0.0002)
Original filing - 8/09 - 12/10	\$0.0016	\$0.0001	\$0.0000	\$0.0000
Extension 1/11 - 3/12	\$0.0034	\$0.0019	\$0.0000	\$0.0000
Extension 4/12 - 8/13	\$0.0023	\$0.0014	\$0.0002	\$0.0000
Extension 9/13 - 8/15	\$0.0014	\$0.0024	\$0.0007	\$0.0006
Proposed Extension	\$0.0000	\$0.0022	\$0.0032	\$0.0038
EEP Rate, \$ / Therm, inclusive of taxes	\$0.0088	\$0.0062	\$0.0044	\$0.0042

Typical Annual Bill Impacts

	250 Annual Therms			
(Over)/Under Recovery	\$0.03	(\$0.45)	\$0.08	(\$0.05)
Original filing - 8/09 - 12/10	\$0.40	\$0.03	\$0.00	\$0.00
Extension 1/11 - 3/12	\$0.85	\$0.48	\$0.00	\$0.00
Extension 4/12 - 8/13	\$0.58	\$0.35	\$0.05	\$0.00
Extension 9/13 - 8/15	\$0.35	\$0.60	\$0.18	\$0.15
Proposed Extension	\$0.00	\$0.55	\$0.80	\$0.95
Total Typical Annual Bill Impact	\$2.21	\$1.56	\$1.11	\$1.05
Increase from Current Rate		(\$0.65)	(\$1.10)	(\$1.16)
% Increase from Current Bill		(0.2%)	(0.3%)	(0.4%)

	1,000 Annual Therms			
(Over)/Under Recovery	\$0.10	(\$1.80)	\$0.30	(\$0.20)
Original filing - 8/09 - 12/10	\$1.60	\$0.10	\$0.00	\$0.00
Extension 1/11 - 3/12	\$3.40	\$1.90	\$0.00	\$0.00
Extension 4/12 - 8/13	\$2.30	\$1.40	\$0.20	\$0.00
Extension 9/13 - 8/15	\$1.40	\$2.40	\$0.70	\$0.60
Proposed Extension	\$0.00	\$2.20	\$3.20	\$3.80
Total Typical Annual Bill Impact	\$8.80	\$6.20	\$4.40	\$4.20
Increase from Current Rate		(\$2.60)	(\$4.40)	(\$4.60)
% Increase from Current Bill		(0.3%)	(0.4%)	(0.5%)

	1,000 Annual Therms			
(Over)/Under Recovery	\$0.10	(\$1.80)	\$0.30	(\$0.20)
Original filing - 8/09 - 12/10	\$1.60	\$0.10	\$0.00	\$0.00
Extension 1/11 - 3/12	\$3.40	\$1.90	\$0.00	\$0.00
Extension 4/12 - 8/13	\$2.30	\$1.40	\$0.20	\$0.00
Extension 9/13 - 8/15	\$1.40	\$2.40	\$0.70	\$0.60
Proposed Extension	\$0.00	\$2.20	\$3.20	\$3.80
Total Typical Annual Bill Impact	\$8.80	\$6.20	\$4.40	\$4.20
Increase from Current Rate		(\$2.60)	(\$4.40)	(\$4.60)
% Increase from Current Bill		(0.2%)	(0.4%)	(0.4%)

	13,000 Annual Therms			
(Over)/Under Recovery	\$1.30	(\$23.40)	\$3.90	(\$2.60)
Original filing - 8/09 - 12/10	\$20.80	\$1.30	\$0.00	\$0.00
Extension 1/11 - 3/12	\$44.20	\$24.70	\$0.00	\$0.00
Extension 4/12 - 8/13	\$29.90	\$18.20	\$2.60	\$0.00
Extension 9/13 - 8/15	\$18.20	\$31.20	\$9.10	\$7.80
Proposed Extension	\$0.00	\$28.60	\$41.60	\$49.40
Total Typical Annual Bill Impact	\$114.40	\$80.60	\$57.20	\$54.60
Increase from Current Rate		(\$33.80)	(\$57.20)	(\$59.80)
% Increase from Current Bill		(0.3%)	(0.5%)	(0.5%)

* Return on rate base has been allocated based on amortizable expenses for the respective periods.

Current rate - 2013

7/12-6/14

		<u>Amor. Exp.</u>	<u>Alloc %</u>	<u>Allocated Ret. on RB</u>	<u>Total Amort.</u>	<u>O&M</u>	<u>Total</u>
8/09-12/10	RGGI	579,208	25%	74,933	654,141		654,141
1/11-3/12	Ext	1,246,475	53%	158,857	1,405,332		1,405,332
4/12-8/13	Ext	461,169	20%	59,946	521,115	436,013	957,128
9/13-8/15	Ext	65,891	2%	5,995	71,886	490,892	562,778
9/15-?	Ext	0					
Total		2,352,743	100%	299,731	2,652,474	926,905	3,579,379

PY Balance	8,773
CY Recovery	(817)
CY Carry Cost	2,220
	<u>10,176</u>

TK-1 Total 3,589,555

Extension Year 1 7/14 - 6/16

		<u>Amor. Exp.</u>	<u>Alloc %</u>	<u>Allocated Ret. on RB</u>	<u>Total Amort.</u>	<u>O&M</u>	<u>Total</u>
8/09-12/10	RGGI	38,235	2%	2,839	41,074		41,074
1/11-3/12	Ext	688,595	41%	58,201	746,796		746,796
4/12-8/13	Ext	505,866	30%	42,586	548,452		548,452
9/13-8/15	Ext	368,940	22%	31,230	400,170	562,766	962,936
9/15-?	Ext	88,456	5%	7,098	95,554	790,389	885,943
Total		1,690,092	100%	141,953	1,832,046	1,353,155	3,185,201

PY Balance	2,295,839
CY Recovery	(2,990,550)
CY Carry Cost	4,148
	<u>(690,563)</u>

TK-1 Total 2,494,638

Extension Year 2 7/16 - 6/17

		<u>Amor. Exp.</u>	<u>Alloc %</u>	<u>Allocated Ret. on RB</u>	<u>Total Amort.</u>	<u>O&M</u>	<u>Total</u>
8/09-12/10	RGGI	0					
1/11-3/12	Ext	0					
4/12-8/13	Ext	84,606	13%	10,717	95,323		95,323
9/13-8/15	Ext	240,783	38%	31,326	272,109		272,109
9/15-?	Ext	304,680	49%	40,394	345,074	948,465	1,293,539
Total		630,069	100%	82,437	712,506	948,465	1,660,971

PY Balance 92,792

TK-1 Total 1,753,763

Extension Year 3 7/17 - 6/18

		<u>Amor. Exp.</u>	<u>Alloc %</u>	<u>Allocated Ret. on RB</u>	<u>Total Amort.</u>	<u>O&M</u>	<u>Total</u>
8/09-12/10	RGGI	0					
1/11-3/12	Ext	0					
4/12-8/13	Ext	748	0%	0	748		748
9/13-8/15	Ext	208,470	28%	26,107	234,577		234,577
9/15-?	Ext	530,121	72%	67,133	597,254	948,465	1,545,719
Total		739,339	100%	93,240	832,579	948,465	1,781,044

PY Balance (95,176)

TK-1 Total 1,685,868

STATE OF NEW JERSEY
BOARD OF PUBLIC UTILITIES

-----:
In the Matter of the Petition of Pivotal Utility : **BPU Docket No. GR14091073**
Holdings, Inc. d/b/a Elizabethtown Gas to :
Revise Its Energy Efficiency Program :
Rider Rate : **FINAL STIPULATION**
-----X

To The Honorable Board of Public Utilities:

APPEARANCES:

Kenneth T. Maloney and Deborah M. Franco (Cullen and Dykman LLP), Attorneys for the Petitioner, Pivotal Utility Holdings, Inc. d/b/a Elizabethtown Gas
Mary Patricia Keefe, Vice President for Pivotal Utility Holdings, Inc. d/b/a Elizabethtown Gas

Felicia Thomas-Friel, Managing Attorney Gas, Division of Rate Counsel, **Christine Juarez, Esq.**, Assistant Deputy Rate Counsel, and **Kurt S. Lewandowski, Esq.** Assistant Deputy Rate Counsel, Division of Rate Counsel (Stefanie A. Brand, Director, Division of Rate Counsel)

Alex Moreau and Patricia A. Krogman, Deputy Attorneys General, for the Staff of the New Jersey Board of Public Utilities (John J. Hoffman, Acting Attorney General of New Jersey)

BACKGROUND

On September 29, 2014, Pivotal Utility Holdings, Inc. d/b/a Elizabethtown Gas (“Elizabethtown” or “Company”) filed a Petition (“2014 Petition”) with the New Jersey Board of Public Utilities (“Board” or “BPU”), which was assigned BPU Docket No. GR14091073, requesting to increase its then current Energy Efficiency Program (“EEP”) Rider rate of \$0.0042 per therm to \$0.0098 per therm inclusive of all applicable taxes effective December 1, 2014. The current EEP rate of \$0.0088 per therm inclusive of all applicable taxes was made effective December 1, 2014 pursuant to the Board’s November 21, 2014 Order in BPU Docket No. GR13090874.¹ The EEP rate enables Elizabethtown to recover the cost associated with Elizabethtown’s EEPs approved by the Board. The Company’s EEPs consist of a range of

¹ I/M/O the Petition of Pivotal Utility Holdings, Inc. d/b/a Elizabethtown Gas to Revise Its Energy Efficiency Program Rider Rate, Docket No. GR13090874.

rebates and related offers -- including, for example, various customer education and outreach initiatives, as well as an on-line customer Dashboard -- that are designed to encourage customers to conserve energy and to provide them with information on how to lower their gas bills.

The 2014 Petition sought to reconcile EEP costs and cost recoveries for the period commencing July 1, 2013 through June 30, 2014 and to recover forecast revenues for the period July 1, 2014 through June 30, 2015. Schedules supporting the calculation of the rate sought by the 2014 Petition are contained in Appendix A. As reflected on EEP Schedule TK-4 contained in Appendix A, actual EEP costs for the period July 1, 2013 through June 30, 2014 amounted to \$852,232². As reflected in the 2014 Petition, the rate of \$0.0098 per therm was designed to recover actual and projected allowable recoverable EEP costs of \$3,970,804 through June 30, 2015.

Duly noticed public hearings regarding the 2014 Petition were held on February 18, 2015 in Rahway, New Jersey and on February 26, 2015 in Flemington, New Jersey. No members of the public attended these public hearings.

Elizabethtown, Board Staff, and the Division of Rate Counsel ("Rate Counsel") (collectively, "the Parties") have engaged in discovery and discussed certain matters at issue in this docket. As a result of those discussions, the Parties have resolved all remaining issues in this proceeding in accordance with the Stipulation set forth below.

STIPULATION

Based upon and subject to the terms and conditions set forth herein, the Parties stipulate and agree as follows:

² Appendix A consists of EEP Schedules TK-1 through TK-6 which contain information on the development of the rate and related cost information.

1. **Effective Date.** The Effective Date of this Stipulation will be September 1, 2015 subject to the effectiveness of a Board order approving this Stipulation. The Board order adopting this Stipulation will become effective upon the service of said Board order, or upon such date after the service thereof as the Board may specify, in accordance with N.J.S.A. 48:2-40.

2. **Effective Rate.** As of the Effective Date, the Company shall implement an EEP rate of \$0.0054 per therm, inclusive of all applicable taxes, and that rate shall remain in effect until changed by order of the Board. This rate reflects an update for actual costs through March 2015 for the period ending June 30, 2015 and projected costs for the period ending June 30, 2016 as contained in the Company's filing in BPU Docket No. GO15050504. Schedules supporting the EEP rate of \$0.0054 per therm as agreed to in this Stipulation are contained in Appendix B. Upon approval by the Board of the EEP rate reflected in this Stipulation, the Company will propose and file with the Board revised tariff sheets to reflect the EEP rate of \$0.0054 per therm. Draft tariff sheets are attached hereto as Appendix C reflecting an effective date of September 1, 2015.

3. **Annual Filing Date.** Future petitions to reconcile the EEP rate will be filed on or about every July 31st.

4. **All Issues Resolved.** This Stipulation provides for a final resolution in these proceedings. All issues related to Elizabethtown's EEP recoverable costs at issue in this proceeding are resolved.

5. **Rate Impact.** The annual bill impact of the stipulated EEP rate on a typical residential heating customer using 1,000 therms is an annual decrease of \$3.40 from \$983.70 to \$980.30 or 0.3% as compared to the Company's currently effective rates. The proposed rates

will decrease Elizabethtown's annual revenues by approximately \$1.4 million based on the Company's most recent term forecast.

6. **Future Annual EET True-up and EEP Petitions.** Elizabethtown agrees that in order to satisfy the rate impact minimum filing requirements associated with EEP Extension and EEP reconciliation filings, with any such future filings made by Elizabethtown, it will provide the information contained in Appendix D.

7. **Entirety Of Stipulation.** This Stipulation represents a mutual balancing of interests and, therefore, is intended to be accepted and approved in its entirety. In the event that the Board does not adopt this Stipulation in its entirety in an Order, then any Party hereto is free to pursue its then-available legal remedies with respect to all issues in this Stipulation as though this Stipulation had not been signed.

8. **Binding Effect.** It is the intent of the Parties that the provisions hereof be approved by the Board, as appropriate, as being in the public interest. The Parties further agree that they consider the Stipulation to be binding on them for all purposes herein.

9. **General Reservation.** It is specifically understood and agreed that this Stipulation represents a negotiated agreement and has been made exclusively for the purpose of this proceeding. Except as expressly provided herein, Elizabethtown, Board Staff, or Rate Counsel shall not be deemed to have approved, agreed to, or consented to any principle or methodology underlying or supposed to underlie any agreement provided herein. This Stipulation shall not be cited as precedent except for the purpose of enforcing its terms. All rates remain subject to audit by the Board.

WHEREFORE, the Parties hereto do respectfully submit this Stipulation to the Board of Public Utilities and request the Board to issue a Decision and Order approving this Stipulation in its entirety in accordance with the terms hereof.

**PIVOTAL UTILITY HOLDINGS, INC.
D/B/A ELIZABETHTOWN GAS**

**STEFANIE A. BRAND
DIRECTOR, DIVISION OF
RATE COUNSEL**

By: Mary Patricia Keefe/KB
Mary Patricia Keefe
Vice President, Regulatory Affairs
and Business Support

By: Kurt S. Lewandowski
Kurt S. Lewandowski
Assistant Deputy Rate Counsel

**JOHN J. HOFFMAN
ACTING ATTORNEY GENERAL OF NEW JERSEY
Attorney for the Staff of the New Jersey Board of Public Utilities**

By: Alex Moreau
Alex Moreau
Deputy Attorney General

Dated: August 4, 2015