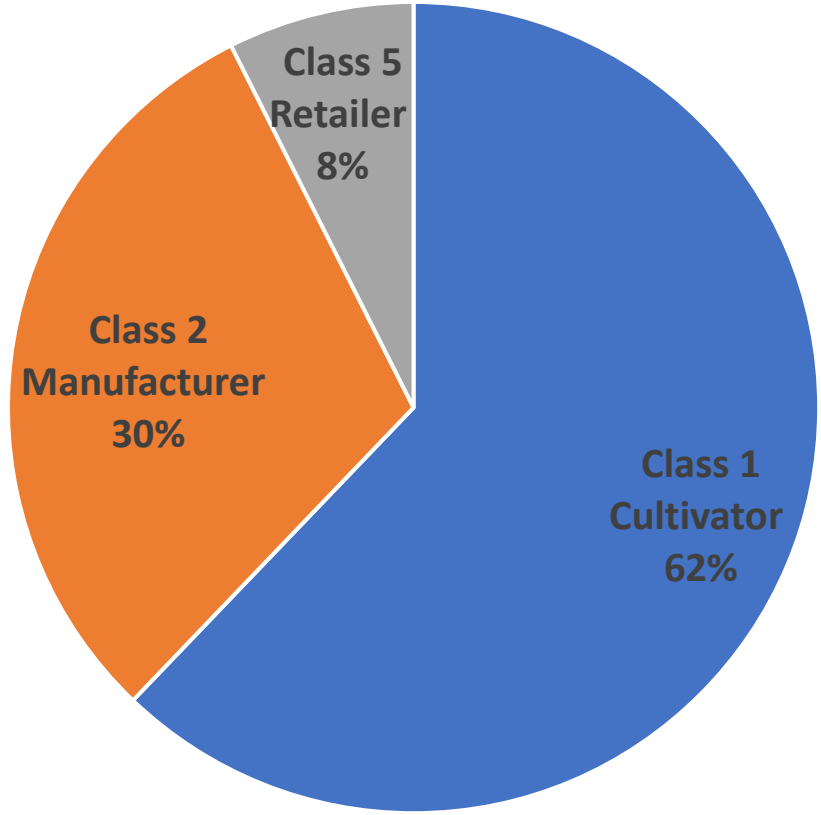




# Business License Type

Conditional Licensees as of June 9<sup>th</sup>, 2022

<u>License Type</u>	<u>Number</u>	<u>Percentage</u>
Class 1 Cultivator	92	62%
Class 2 Manufacturer	45	30%
Class 5 Retailer	11	8%
Total	148	100 %



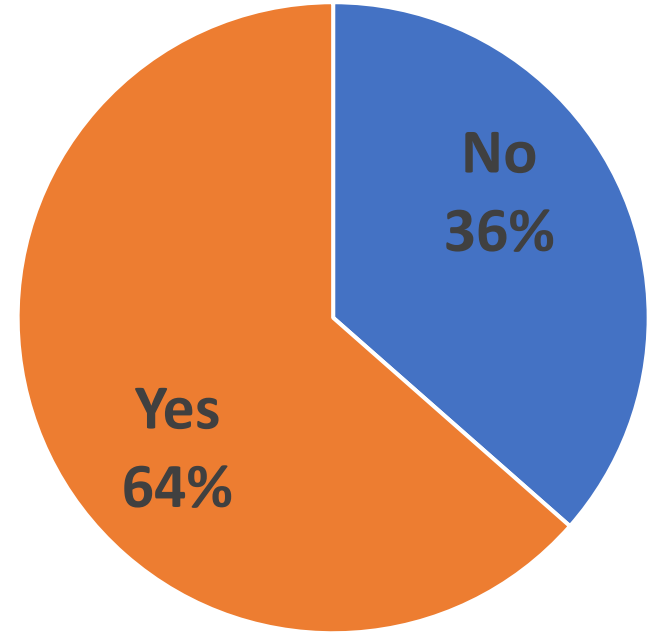
**NOTE:** Conditional licenses are meant to assist applicants with obtaining other documentation or local approvals needed for an annual license application. Conditional licenses do not authorize businesses to begin cannabis operations. Only annual license holders can begin business operations, obtain or possess cannabis.



# Social Equity Businesses

Conditional Licensees as of June 9<sup>th</sup>, 2022

<u>License Type</u>	<u>No</u>	<u>Yes</u>	<u>Grand Total</u>
Cultivator	35	57	92
Manufacturer	19	26	45
Retailer	0	11	11
Grand Total	54	94	148





# Diversely Owned Businesses

Conditional Licensees as of June 9<sup>th</sup>, 2022

<u>License Type</u>	<u>No</u>	<u>Yes</u>	<u>Total</u>
Class 1 Cultivator	46	46	92
Class 2 Manufacturer	25	20	45
Class 5 Retailer	8	3	11
Total	79	69	148



# Diversely Owned Businesses

Conditional Licensees as of June 9<sup>th</sup>, 2022

<u>License Type</u>	<u>Number</u>	<u>Percentage</u>
Minority Owned	33	22%
Woman Owned	18	12%
Woman & Minority Owned	18	12%
Not Diversely Owned	79	53%
Total	148	100%



# Majority Owner Race & Ethnicity

Conditional Licensees as of June 9<sup>th</sup>, 2022

<u>Race or Ethnicity</u>	<u>Grand Total*</u>
American Indian or Alaska Native	1
Asian	10
Black or African American	52
Hispanic or Latino*	21
Other Not Listed & Black or African American	1
Other or Not Listed	30
White	36
Not Disclosed	18

\*A person can be more than one category (of 148 Conditional Licensees)



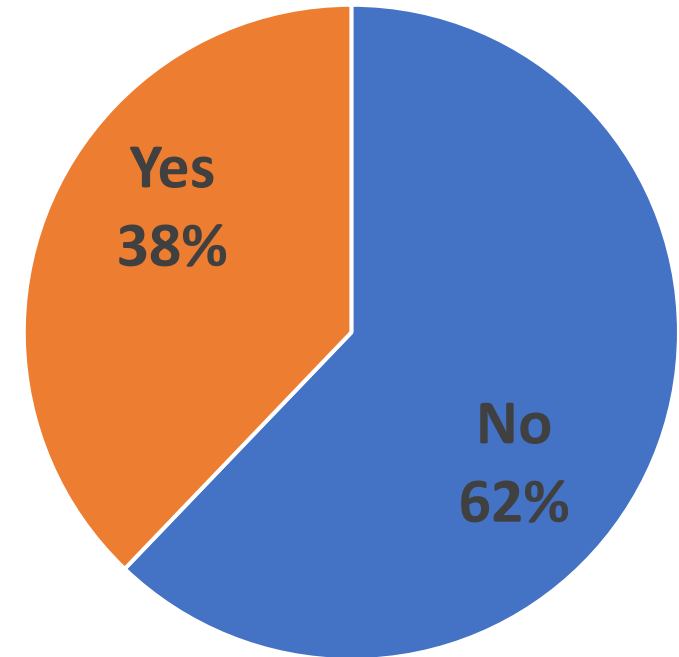
# Majority Owner with Prior Marijuana Convictions

Conditional Licensees as of June 9<sup>th</sup>, 2022

## Majority Owner w/ Marijuana

### Convictions

	<u>Number</u>	<u>Percentage</u>
No	92	62%
Yes	56	38%
Grand Total	148	100%





# Majority Owner with Prior Marijuana Convictions

Conditional Licensees as of June 9<sup>th</sup>, 2022

<u>License Type</u>	<u>No</u>	<u>Yes</u>	<u>Grand Total</u>
Class 1 Cultivator	58	34	92
Class 2 Manufacturer	30	15	45
Class 5 Retailer	4	7	11
Grand Total	92	56	148