





February 18, 2025



Agenda

- Roll Call
- Executive Session (Anticipated 90 minutes)
- Approval of prior meeting minutes
- Chair's remarks
- Executive Director's report
- Committee reports
 - Public Engagement and Education Committee
- Consideration of public notices and publications
 - Rule waiver: N.J.A.C. 17:30-19.3(b)(4)-(6) Testing laboratory sample collection; chain of custody
- Consideration of delegations of authority
 - Responses to deny a license application for failures to cure
 - Approve/deny conditional license applications



Agenda

- Consideration of applications for permit or license changes
 - Ownership changes
 - Modifications to capacity or premises
 - Business conversions
- Consideration of cannabis business applications
 - Conditional licenses
 - Conditional-to-annual conversions
 - Annual licenses
 - Expanded ATC certifications
 - Annual license renewals
- Cases, Claims, and Petitions
 - Determination of rehabilitation
- Consideration of enforcement actions
 - INV-195-24
- Public Comment
- Adjournment



Roll Call



Executive Session

(Approximately 90 minutes)



Approval of Prior Meeting Minutes



Chair's Report



Chair's Report: Vision for Year 2030

- 10% reduction in the average price for consumers
- Shortened applications for licensure
- 15% increase in representation of people with a prior marijuana conviction
- 30% of businesses will have been operational for 2+ years
- A reliable social equity score card that incentivizes corporate social responsibility and amplifies equitable opportunities



Chair's Report: Priorities for 2025

- Update rules to reflect new laws and update policy on applications and enforcement
- Establish a reference laboratory to help oversee cannabis testing laboratories
- Assess industry costs for businesses and customers
- Enhance monitoring of businesses' social equity commitments



Chair's Report: Priorities for 2025

- Develop testing guidance for product potency, purity, and contamination
- Make recommendations on using money in the Underage Deterrence and Prevention Account
- Commence a second public information campaign on cannabis possession and use
- Make recommendations for reducing patients' costs for medicinal cannabis and ensuring equitable access to care



Chair's Report: Committee Reorganization

- New membership for committees effective March 22
- New ad hoc committee: Medical Patient Access
- Work with businesses, patients, and healthcare practitioners to make recommendations for reducing patients' costs for medicinal cannabis and ensuring equitable access to care



Chair's Report: Industry Reminders

- Cannabis consumption area applications are open!
- Social Equity Business retailers can apply now
- Diversely-Owned Businesses and microbusiness retailers can apply April 2
- All other retailers can apply July 2



Chair's Report: Industry Reminders

- Failure to cure an application = failure to move forward
- Communication and collaboration with municipalities benefits everyone
- Beware of cryptocurrency scams!



Executive Director's Report



Updates on Dispensary Openings

More than 200 medicinal and recreational dispensaries open in 21 counties.



- AC Leef, Atlantic City
- Altitude, South Toms River
- Fresh Dispensary Eatontown, Eatontown
- Got Your Six of New Jersey, Princeton
- Green Haven Industries, Elizabeth
- Green Lightning Cannabis
- Herbalicity, Highland Park
- Herb's Premium Dispensary, Somerset
- High Profile Cannabis Shop Somerdale
- Spot 23, Newfoundland
- Taste of Earth, Buena
- The Dispensary of Saddle Brook



New Dispensary Map

New Jersey Recreational & Medicinal (ATC) Dispensaries

Find a Dispensary

- Recreational cannabis only
- Medicinal and Recreational
- Medicinal cannabis only
- Offers delivery

SEARCH ...

Recreational cannabis only

1634 Funk
 394 Communipaw Ave, Jersey City, NJ 07304, USA
 Recreational cannabis only
 Phone: (201) 862-8877

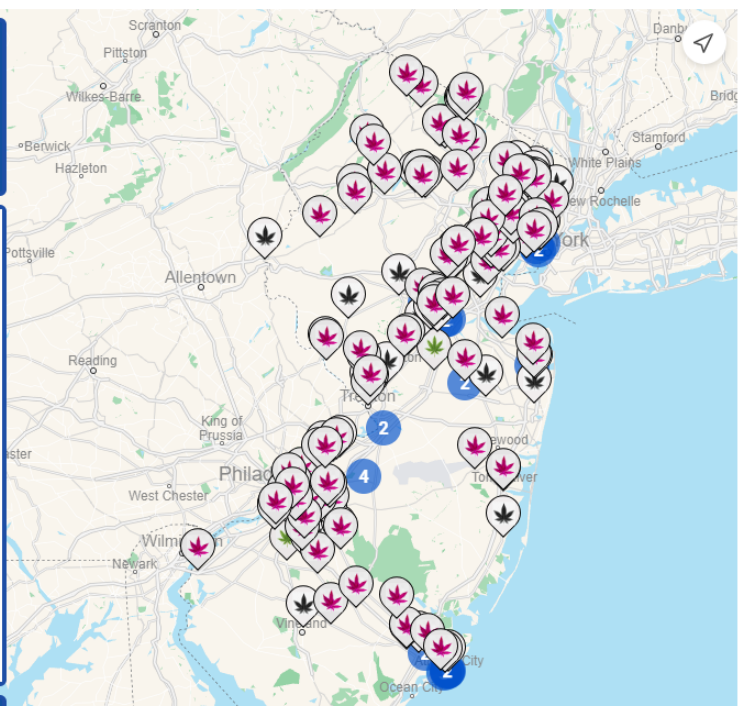
[Get Directions](#)

[Visit Website](#)

4Twenty Somewhere
 1938 Union Valley Rd, Hewitt, NJ 07421, USA
 Recreational cannabis only
 Phone: (973) 506-4503

[Get Directions](#)

[Visit Website](#)



Cannabis Delivery Services

For available delivery options to your area, see our list of "delivery services" or ask your preferred retailer.

Show 10 entries Search:

Name	Website Link
DirectLeaf Delivery	directleaf.co
Weedies	NJ Same-Day Cannabis Home Delivery Services - Weedies

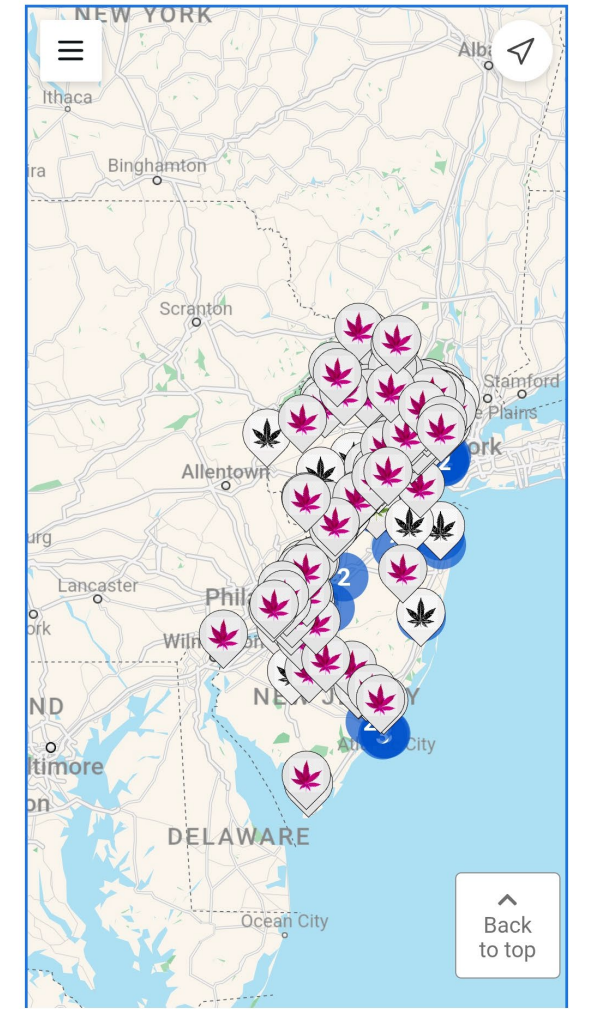
Showing 1 to 2 of 2 entries Previous 1 Next

Related Information

For the latest news on opening dispensaries, and other information about cannabis sales, check out our bi-weekly Dispensary Roll-Up.

- [Dispensary Roll-up](#)
- [Recalls](#)

Find a Dispensary





Medicinal Cannabis Program Townhalls

- Dates, times, locations TBA
- Townhall meetings to hear directly from patients about their experiences, insights, and suggestions for how we can improve the program
- More information coming soon



Licensing Update – Total Licenses Approved

- as of February 4, 2025

- **Total 2,852 applications submitted**
- 2,191 applications have been approved
- 95 applications are under review in the Office of Licensing
- 389 applications are pending resubmission following cure
- 177 applications under review in the Office of Compliance & Investigations



Licensing Update – Total Recreational Licenses Approved

- as of February 4, 2025

- 1,549 conditionals
- 414 conditional-to-annual conversions
- 229 annuals
- 80 expanded ATCs
- **340 Total: operating licenses (AU) and permits (Med) issued**



Applications up for Consideration

- 18 conditional applications
- 14 conditional-to-annual conversion applications
- 12 annual applications
- 1 expanded ATC certification
- 35 annual license renewals



Current Patient Enrollment Numbers

- as of January 15, 2025

- Total patients: 65,433
- Caregivers: 4,386
- Doctors: 1,561



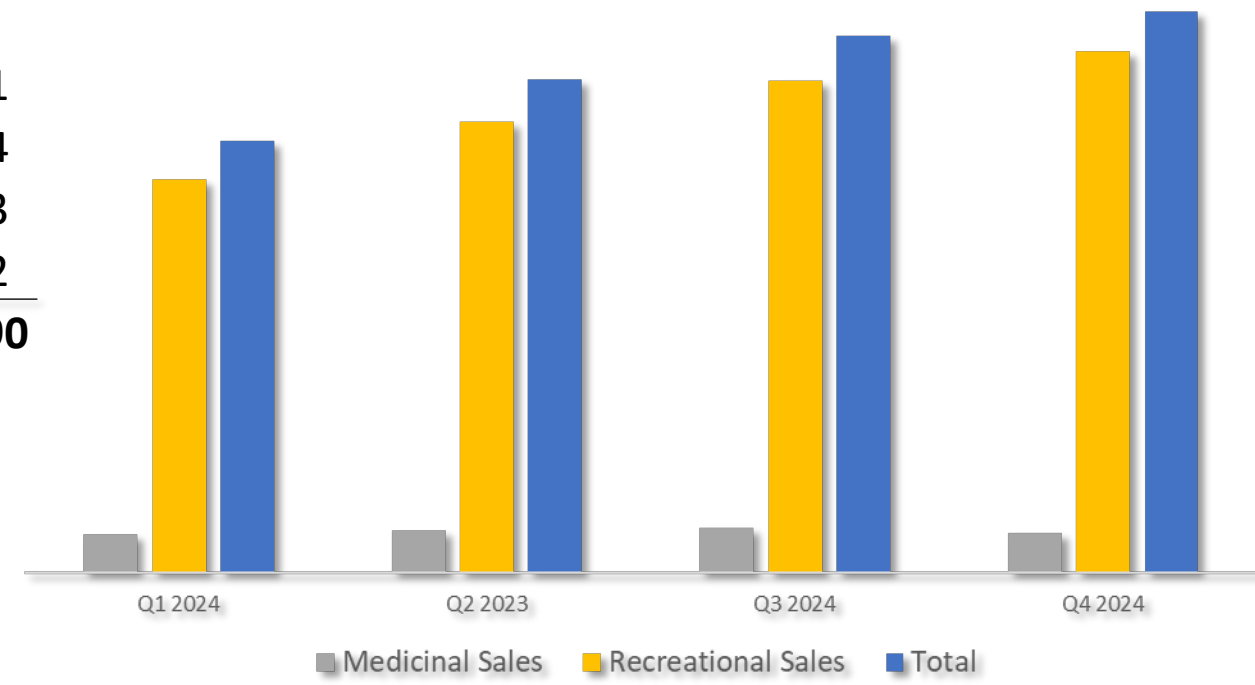
Sales & Pricing Update



Medicinal & Recreational Sales (Last Four Quarters*)

<u>Quarter</u>	<u>Recreational Sales</u>	<u>Medicinal Sales</u>	<u>Total</u>
Q1 2024	\$201,185,793	\$19,997,458	\$221,183,251
Q2 2023	\$230,960,647	\$21,583,427	\$252,544,074
Q3 2024	\$251,880,058	\$22,682,345	\$274,562,403
Q4 2024	\$266,743,778	\$20,224,283	\$286,968,062
Total	\$950,770,276	\$84,487,513	\$1,035,257,790

NJ Cannabis Sales (Last 4 Quarters)



Q4 2024 Medicinal Sales are Metrc Sales Only

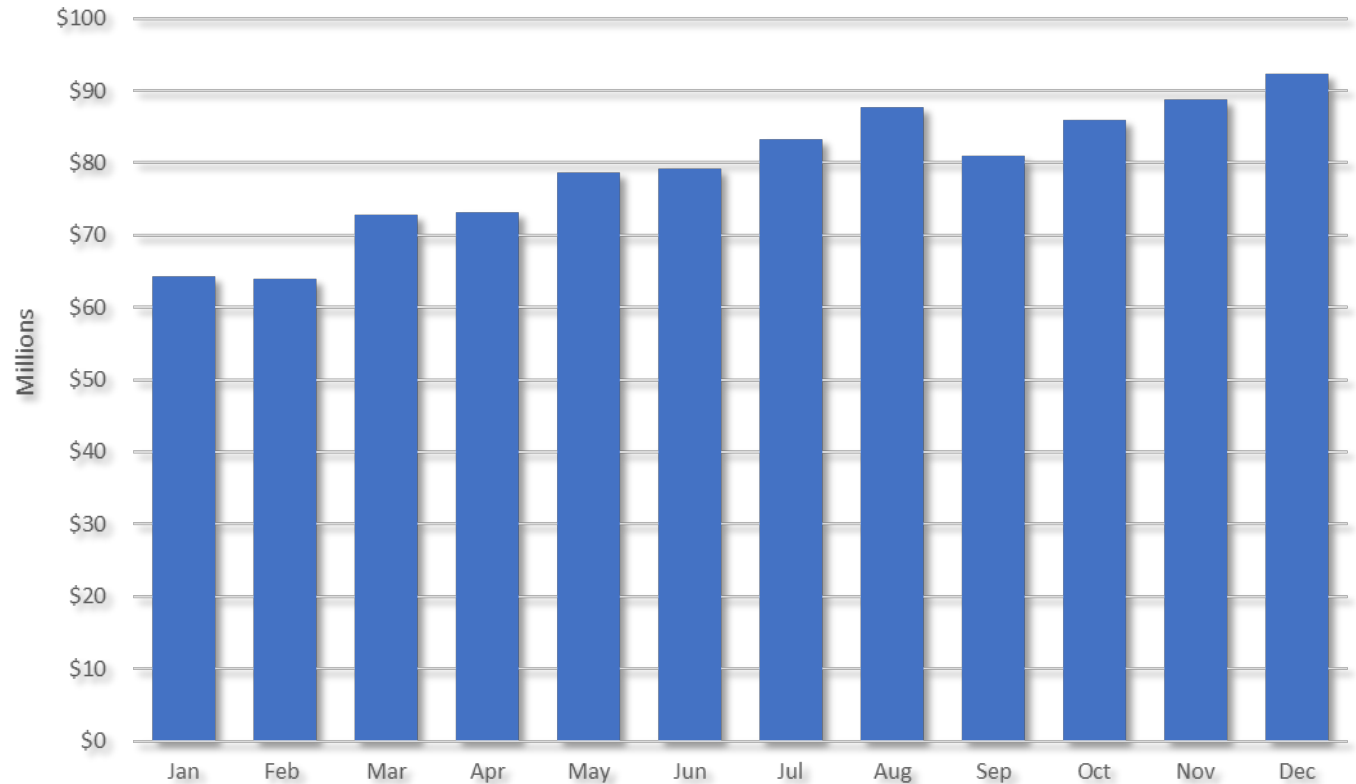


Adult Use Sales by Month (Previous 12 Months)

2024

<u>Month</u>	<u>Dollar Sales</u>
Jan	\$64,328,529
Feb	\$63,998,769
Mar	\$72,858,495
Apr	\$73,126,286
May	\$78,567,075
Jun	\$79,267,286
Jul	\$83,316,120
Aug	\$87,671,131
Sep	\$80,892,808
Oct	\$85,838,572
Nov	\$88,680,755
Dec	\$92,224,451

NJ Adult Use Cannabis Sales (Last 12 Months)



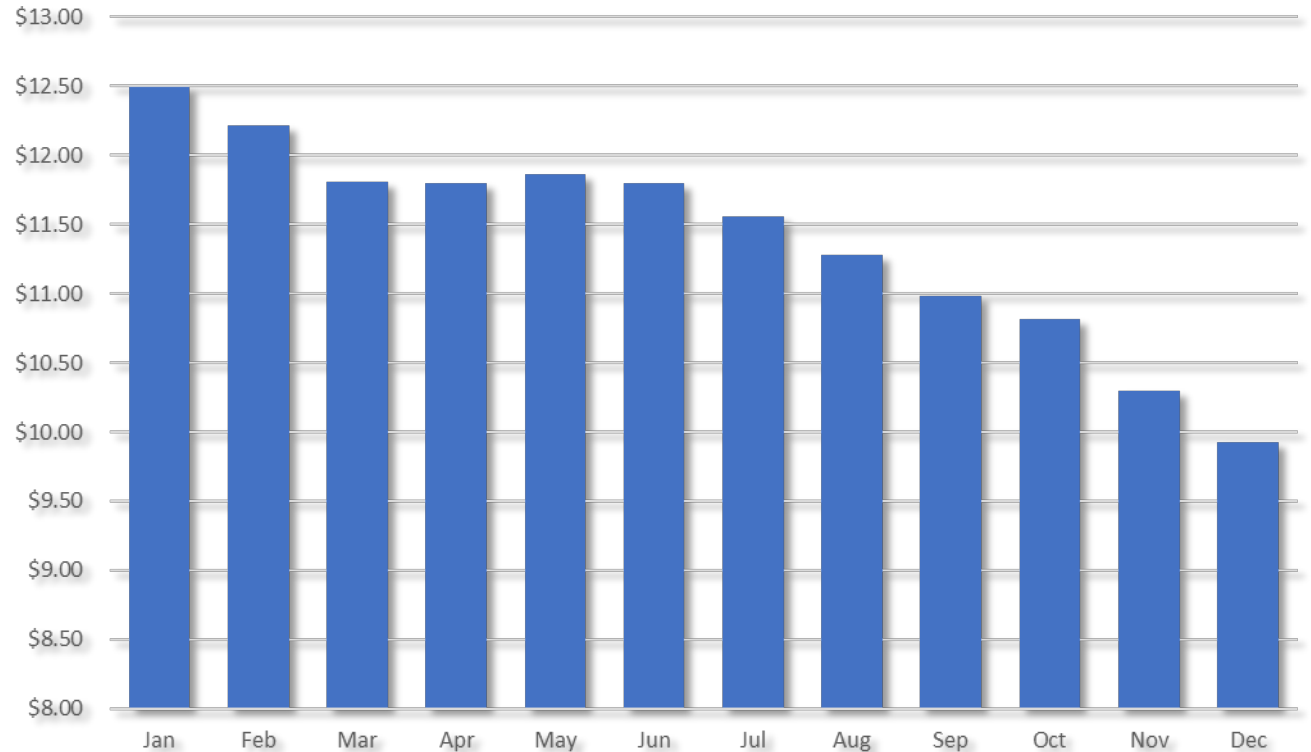


Adult Use Bud/Flower Price Per Gram (Last 12 Months)

2024

Month	Price Per Gram	% Change
Jan	\$12.49	4.4%
Feb	\$12.22	-2.2%
Mar	\$11.81	-3.3%
Apr	\$11.80	-0.1%
May	\$11.86	0.5%
Jun	\$11.80	-0.5%
Jul	\$11.56	-2.1%
Aug	\$11.28	-2.4%
Sep	\$10.98	-2.6%
Oct	\$10.82	-1.5%
Nov	\$10.30	-4.7%
Dec	\$9.93	-3.6%

Adult Use Price Per Gram (Last 12 Months)

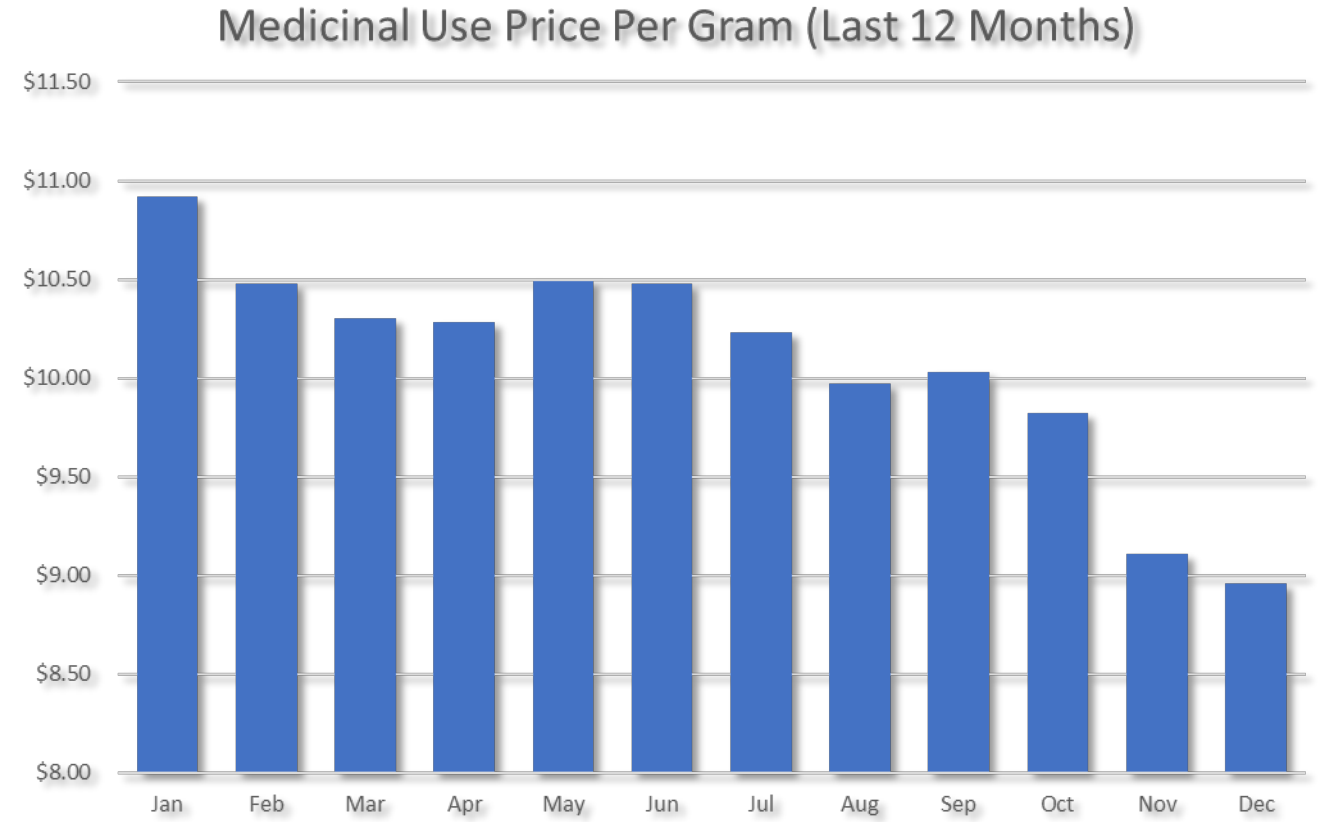




Medicinal Use Bud/Flower Price Per Gram (Last 12 Months)

2024

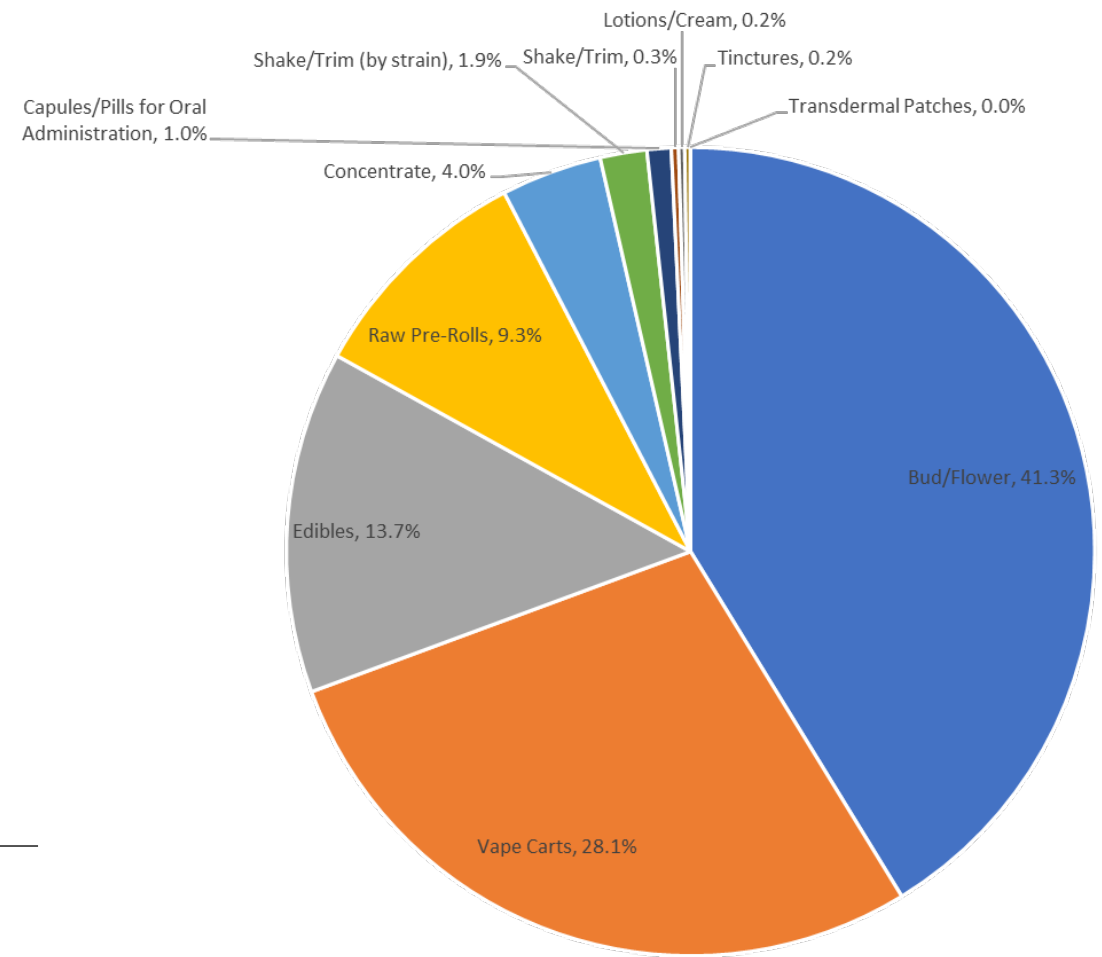
Month	Price Per Gram	% Change
Jan	\$10.92	4.1%
Feb	\$10.48	-4.0%
Mar	\$10.30	-1.7%
Apr	\$10.28	-0.2%
May	\$10.49	2.0%
Jun	\$10.48	-0.1%
Jul	\$10.23	-2.3%
Aug	\$9.97	-2.6%
Sep	\$10.03	0.6%
Oct	\$9.82	-2.1%
Nov	\$9.11	-7.2%
Dec	\$8.96	-1.7%





Adult Use Product Sales Mix by Product Category (Last 12 Months)

<u>Product Category</u>	<u>Percent of Sales</u>
Bud/Flower	41.251%
Vape Carts	28.114%
Edibles	13.684%
Raw Pre-Rolls	9.326%
Concentrate	4.029%
Shake/Trim (by strain)	1.869%
Capsules/Pills for Oral Administration	0.966%
Shake/Trim	0.288%
Lotions/Cream	0.243%
Tinctures	0.226%
Transdermal Patches	0.003%
Total	100%



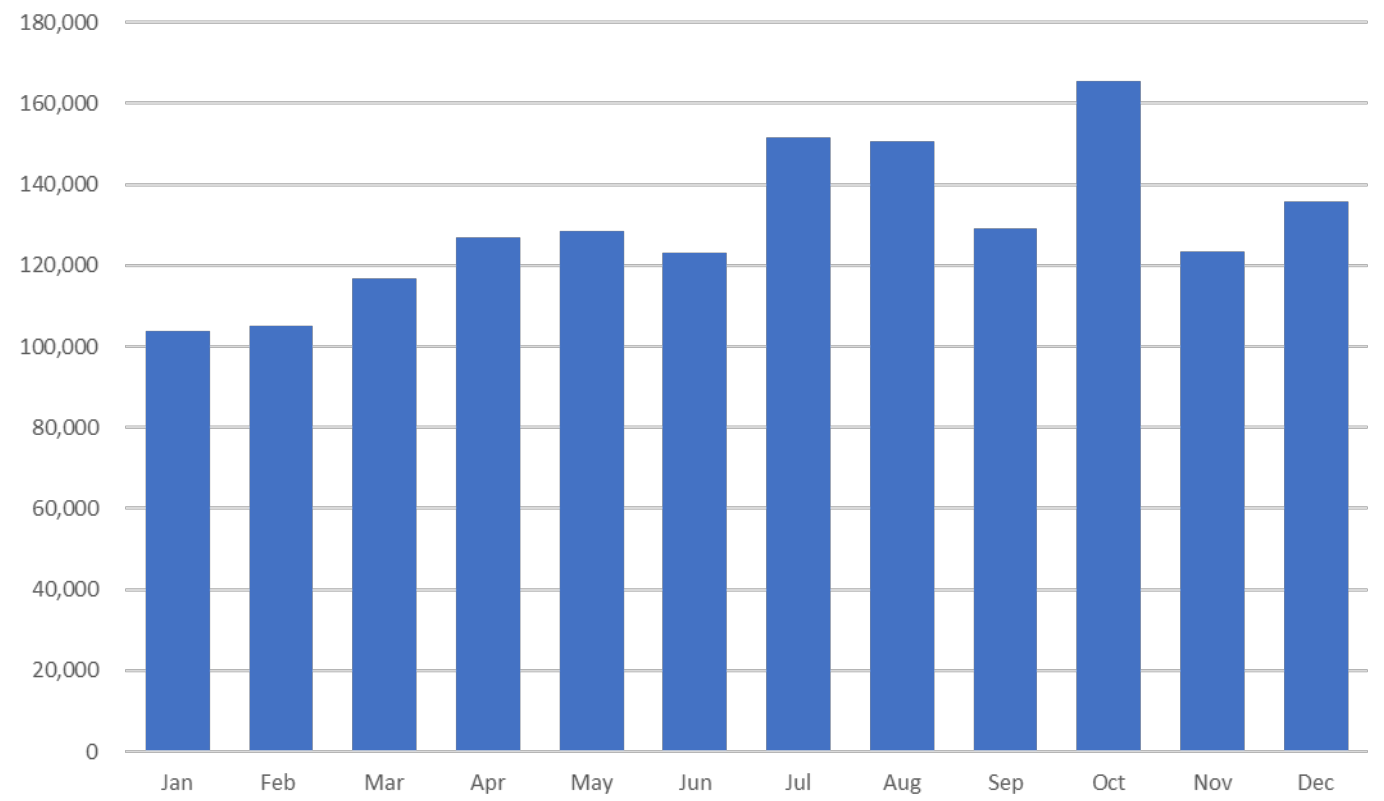


Pounds Harvested by Month (Wet Weight)

2024

<u>Month</u>	<u>Pounds Harvested (Wet)</u>
Jan	103,666
Feb	105,053
Mar	116,646
Apr	127,036
May	128,566
Jun	123,155
Jul	151,582
Aug	150,676
Sep	129,111
Oct	165,638
Nov	123,453
Dec	135,757
Total	1,560,337

NJ Adult Use Cannabis Pounds Harvested (Last 12 Months)



Quarterly Data Report

Q4 2024



(All data in this report is as of December 31st, 2024, unless otherwise stated.)



Awardee Application Data



Awards by Class & Application Types

<u>License Type</u>	<u>Approved Annual</u>	<u>Approved Conversion to Annual</u>	<u>Approved Conditional</u>	<u>Grand Total</u>
Class 1 Cultivator	42	101	358	501
Class 2 Manufacturer	45	78	250	373
Class 3 Wholesaler	2	0	15	17
Class 4 Distributor	3	0	11	14
Class 5 Retailer	128	234	885	1247
Class 6 Delivery	1	1	29	31
Testing Laboratory	7	0	1	8
Grand Total	228	414	1549	2191



Awards by Class & Application Types

<u>License Type</u>	<u>Approved Annual</u>	<u>Approved Conversion to Annual</u>	<u>Approved Conditional</u>	<u>Grand Total</u>
Class 1 Cultivator	18.42%	24.40%	23.11%	22.87%
Class 2 Manufacturer	19.74%	18.84%	16.14%	17.02%
Class 3 Wholesaler	0.88%	0.00%	0.97%	0.78%
Class 4 Distributor	1.32%	0.00%	0.71%	0.64%
Class 5 Retailer	56.14%	56.52%	57.13%	56.91%
Class 6 Delivery	0.44%	0.24%	1.87%	1.41%
Testing Laboratory	3.07%	0.00%	0.06%	0.37%
Grand Total	100.00%	100.00%	100.00%	100.00%



DVOB and SEB Awardees

600 Annual Licenses Awarded*

Social Equity Businesses	106	17%
Diversely-Owned Businesses	457	71%

**Includes conditional-to-annual conversions*

Note: Twenty-six awarded licenses were designated as both Social Equity Businesses and Diversely-Owned Businesses.



Key Population Data of Awardees

<u>Key Population</u>	<u>Conditional Submission</u>	<u>Conditional Approval</u>	<u>Annual Submission</u>	<u>Annual Approval</u>
Justice Involved	22%	21%	14%	13%
Minority Owned	51%	50%	36%	43%
Black or African American	21%	20%	13%	14%
Hispanic or Latino	12%	11%	7%	8%

Notes:

Annual data includes conditional-to-annual conversions.

Justice-Involved describes applicants with past marijuana convictions qualifying for social equity status


Minority-Owned refers to businesses owned by applicants who self-attest to being minority, minority and women or minority and disabled veteran owned.

Black or African American/Hispanic or Latino are subsets of "Minority-Owned" and are a percentage of total persons of interest, not percentage of ownership.



Awards by Social Equity Status


<u>License</u>	<u>Social Equity Business</u>		<u>Total</u>
	<u>No</u>	<u>Yes</u>	
Approved Annual	218	10	228
Approved Conversion to Annual	318	96	414
Approved Conditional	1144	405	1549
Grand Total	1680	511	2191





Majority Ownership Awardees with Prior Marijuana Conviction

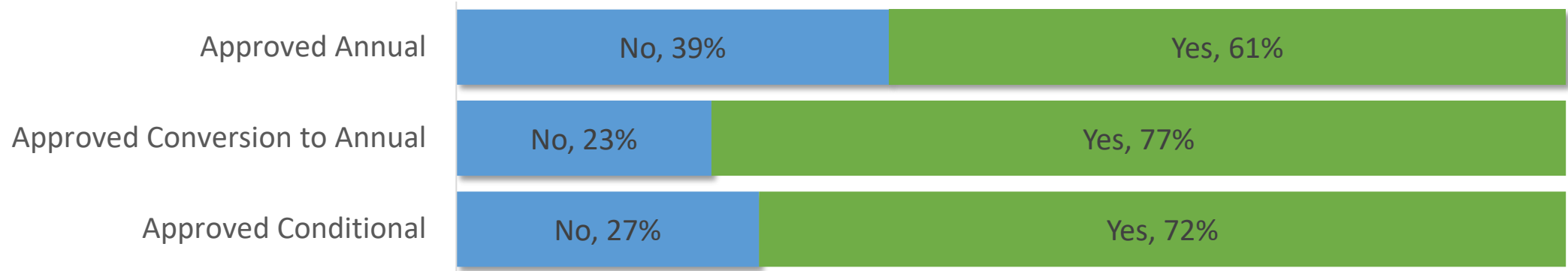
License	Previous Marijuana Conviction		Total
	No	Yes	
Approved Annual	218	10	228
Approved Conversion to Annual	339	75	414
Approved Conditional	1244	305	1549
Grand Total	1801	390	2191





Diversely-Owned Business Awardees by Application Type

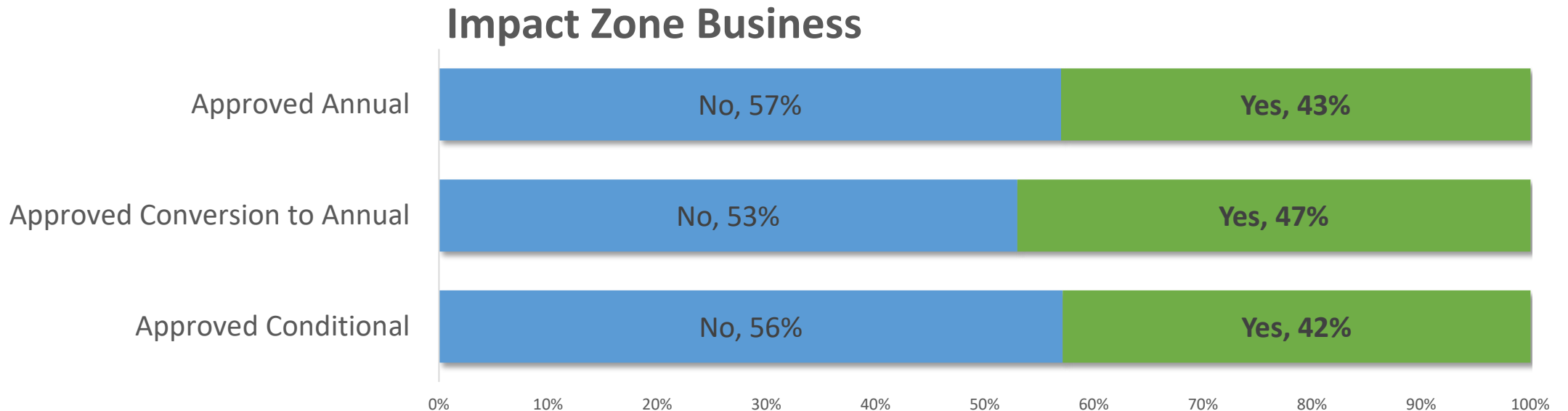
License	Diversely Owned Business		Total
	No	Yes	
Approved Annual	89	139	228
Approved Conversion to Annual	96	318	414
Approved Conditional	432	1117	1549
Grand Total	617	1574	2191





Impact Zone Business Awardees


<u>Business Category</u>	<u>Impact Zone Business</u>		<u>Total</u>
	<u>No</u>	<u>Yes</u>	
Approved Annual	130	98	228
Approved Conversion to Annual	221	193	414
Approved Conditional	891	658	1549
Grand Total	1242	949	2191





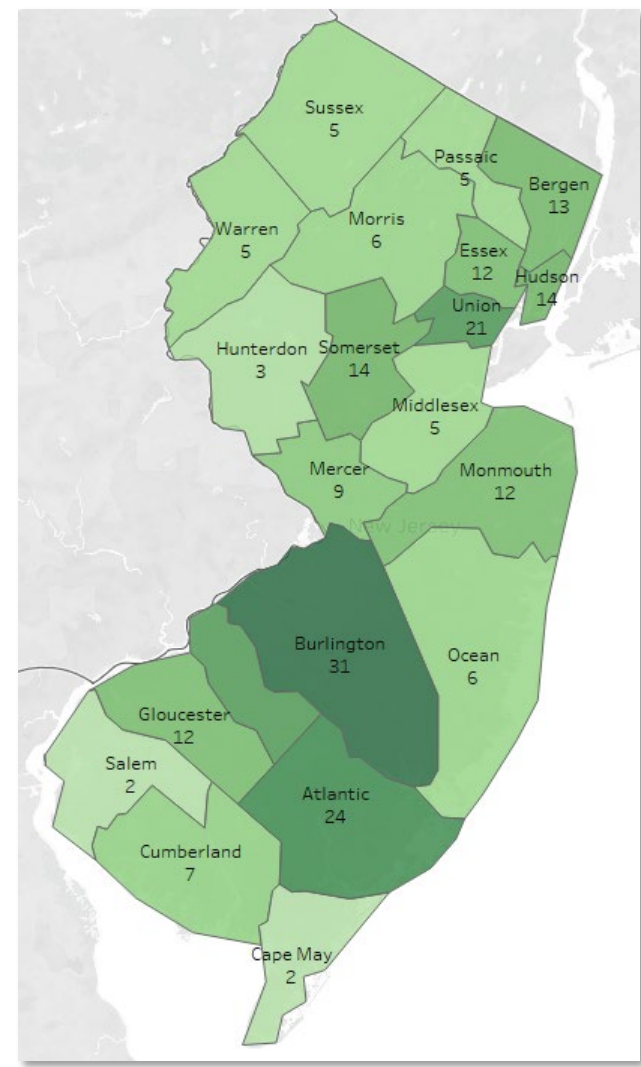
Awardee Majority Owners in an Economically Disadvantaged Area (EDA)

Business Category	EDA Business		Total
	No	Yes	
Approved Annual	220	8	228
Approved Conversion to Annual	340	74	414
Approved Conditional	1232	317	1549
Grand Total	1792	399	2191





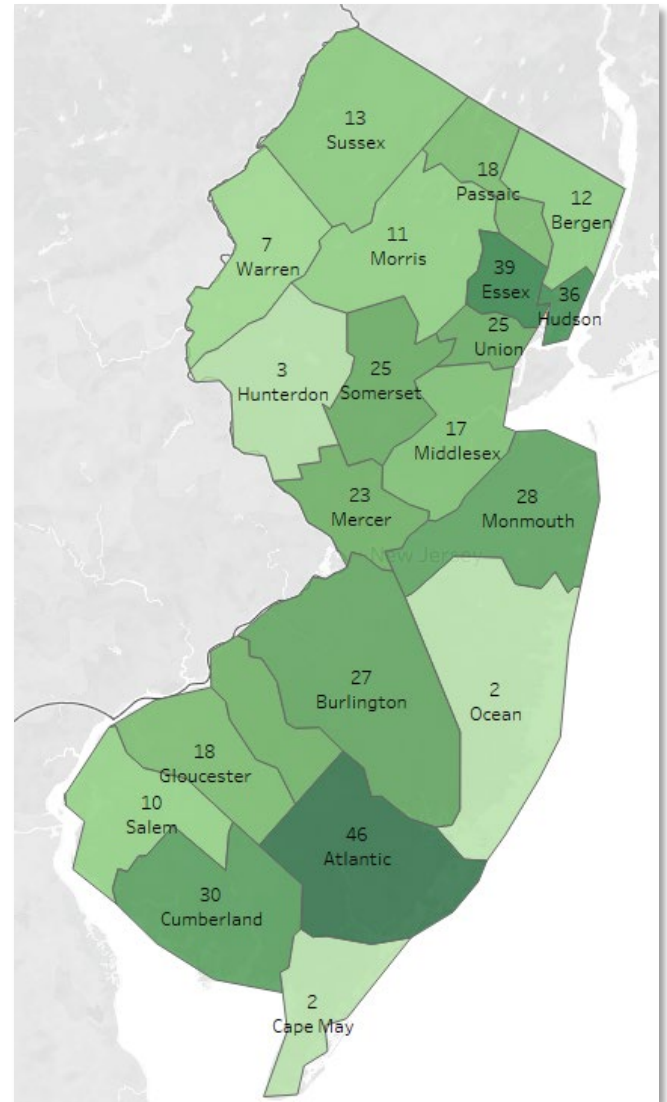
Annual Licensee Awardees Distribution by County



Annual Awardees	
<u>County</u>	<u>Number</u>
Atlantic	24
Bergen	13
Burlington	31
Camden	20
Cape May	2
Cumberland	7
Essex	12
Gloucester	12
Hudson	14
Hunterdon	3
Mercer	9
Middlesex	5
Monmouth	12
Morris	6
Ocean	6
Passaic	5
Salem	2
Somerset	14
Sussex	5
Union	21
Warren	5
Grand Total	228



Conditional-to-Annual Conversions Distribution by County



Conversions to Annual by County	
<u>County</u>	<u>Approved Annual</u>
Atlantic	46
Bergen	12
Burlington	27
Camden	22
Cape May	2
Cumberland	30
Essex	39
Gloucester	18
Hudson	36
Hunterdon	3
Mercer	23
Middlesex	17
Monmouth	28
Morris	11
Ocean	2
Passaic	18
Salem	10
Somerset	25
Sussex	13
Union	25
Warren	7
Grand Total	414



Quarterly Data Benchmarks



Microbusiness Benchmark Data

	<u>Total Number</u>	<u>Percent of Licensees</u>	<u>Benchmark</u>	<u>Plus/(Minus)</u>
Micro Businesses	767	35%	25%	+10%

<u>License Type</u>	<u>Number of Microbusinesses</u>	<u>Percent of License Class</u>	<u>Benchmark</u>	<u>Plus/(Minus)</u>
Class 1 Cultivator	185	37%	15%	22%
Class 2 Manufacturer	101	27%	15%	12%
Class 3 Wholesaler	5	29%	15%	14%
Class 5 Retailer	454	36%	15%	21%
Class 6 Delivery	20	65%	15%	51%



Conditional License Benchmark Data

	<u>Number</u>	<u>Percent of Licensees</u>	<u>Benchmark</u>	<u>Plus/(Minus)</u>
Conditional Licenses Issued	1963*	90%	35%	+55%

**Conversions to Annual are included with Conditional licensees for this benchmark per statute*



Diversely-Owned Benchmark Data

	<u>Number</u>	<u>Percent of Licensees</u>	<u>Benchmark</u>	<u>Plus/(Minus)</u>
Minority Owned	1051	48%	15%	+33%
Woman or Disabled Veteran Owned	972	44%	15%	+29%

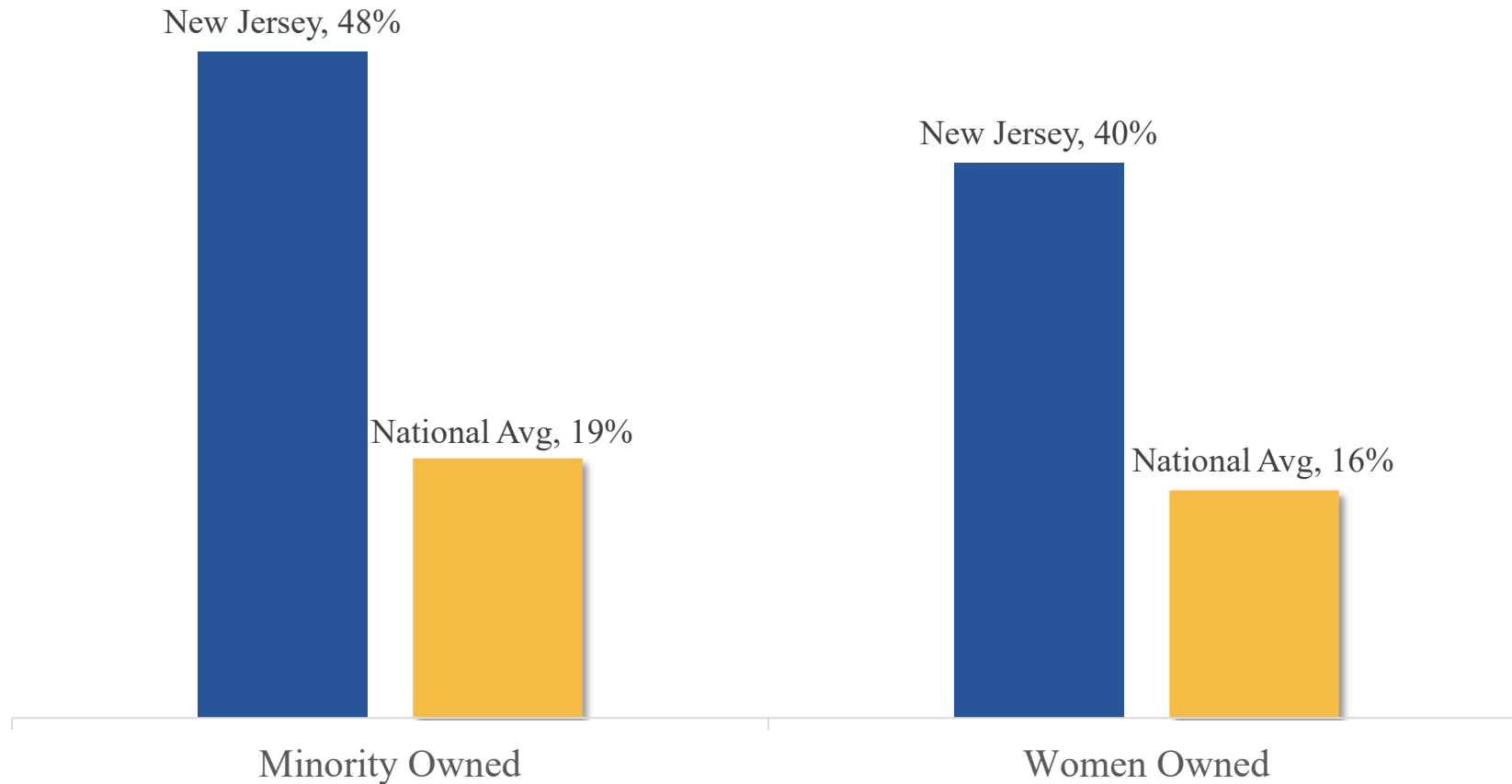


ODI Update: Diversely-Owned Certification Data

	New AU Licenses		Expansions	Percent of Licenses Awarded	
<u>DOB Certification Type</u>	<u>Annual</u>	<u>Conversion</u>	<u>Annual</u>	<u>New AU</u>	<u>Total Awarded</u>
	6	13	0	3%	3%
MBE	55	101	1	24%	22%
MBE/DVOB	0	5	0	1%	1%
MBE/WBE	24	87	1	17%	16%
MBE/WBE/DVOB	1	2	5	1%	1%
No Certification	84	96	51	28%	32%
WBE	58	110	12	26%	25%
Sub Total by Type	228	414	70		
Sub Total by Group		642	70		
Grand Total		712			



ODI Update: Diversely-Owned Comparisons



New Jersey data Includes all Annual Licensees. National data taken from MJ Biz Daily DEI Report 2023. Methodology Available in the report.



ODI Update: Diversely-Owned Benchmarks

Benchmarks Including Expansion Licensees			
	<u>Percent of Licensees</u>	<u>Benchmark</u>	<u>Plus/(Minus)</u>
Minority Owned	40%	16%	+24%
Woman or Disabled Veteran Owned	45%	15%	+30%



Majority Owner's Race/Ethnicity for Annual Awardees

Annual License Awardees Race/Ethnicity		
Licensee Self-Reported Race/Ethnicity	Number	Percentage
American Indian Or Alaska Native	2	0.3%
American Indian Or Alaska Native, Black Or African American	1	0.2%
American Indian Or Alaska Native, White	1	0.2%
Asian	89	13.9%
Asian, Native Hawaiian Or Other Pacific Islander	1	0.2%
Asian, Other Or Not Listed	2	0.3%
Black Or African American	116	18.1%
Black Or African American, American Indian Or Alaska Native	1	0.2%
Black Or African American, Other Or Not Listed	3	0.5%
Other Or Not Listed	78	12.1%
Other Or Not Listed, Black Or African American	2	0.3%
White	3	0.5%
White, Other Or Not Listed	250	38.9%
No Majority	95	14.8%
Grand Total	642	100.0%

Annual Awardee Hispanic or Latino Majority	
Number	Percent of awardees
76	12%

Note: Includes all Annual/Conversion-to-Annual Awardees



Operational Businesses Licensed under CREAMM Act

License Type		
License Type	Number	Percentage
Class 1 Cultivator	21	12%
Class 2 Manufacturer	19	11%
Class5 Retailer	133	74%
Testing Laboratory	6	3%
Grand Total	179	100%

Key Categories	
Category	Percentage
Impact Zone Business	40%
Previous Marijuana Conviction	11%
Microbusiness	32%
Social Equity	16%
Diversely Owned	69%

New this quarter

- 8 Impact Zone Business
- 3 Previous Marijuana Conviction
 - 5 Microbusiness
 - 4 Social Equity
- 12 Diversely Owned



Operational Businesses Licensed under CREAMM Act

DORES Certifications		
<u>DORES Certification</u>	<u>Number</u>	<u>Percentage</u>
WBE	48	27%
No Certification	55	30%
MBE	39	22%
MBE/WBE	29	16%
MBE/DVOB	3	2%
DVOB	5	3%
Grand Total	179	100%



Operational Businesses Licensed under CREAMM Act

Majority Owner Race		
<u>Race/Ethnicity</u>	<u>Number</u>	<u>Percentage</u>
American Indian Or Alaska Native	1	0.6%
Asian	23	12.8%
Asian, Native Hawaiian Or Other Pacific Islander	1	0.6%
Black Or African American	24	13.4%
Entity	19	10.6%
No Majority	9	5.0%
Other Or Not Listed	28	15.6%
Other Or Not Listed, Black Or African American	1	0.6%
White	73	40.8%
Grand Total	179	100.0%

Hispanic or Latino Majority	
<u>Number</u>	<u>Percentage</u>
26	15%



Committee Reports



Public Engagement & Education Committee

- **Social Equity Excise Fee – Annual Hearings**
 - Fee imposed on a cannabis cultivator
 - Pursuant to N.J.S.A. 24:6I-50, three virtual hearings have been scheduled:
 - February 20 – 11 a.m.
 - February 25 – 11 a.m.
 - February 26 – 1 p.m.
 - Provide recommendations to Legislature and Governor
 - No SEEF funds have been disbursed to date
 - To register to speak, submit a comment or join the hearings, visit nj.gov/cannabis/meetings



Consideration of Public Notices and Publications



Product Safety, Packaging, and Labeling Committee

Interim Testing Guidance

- In June 2021, the NJ-CRC adopted Maryland's testing standards for interim use (Resolution 2021-9)
- In January 2022, the Commission amended the interim testing standard batch size from 10 lbs to 100 lbs (Resolution 2022-7)
- Commission staff and Committee members conducted research, met with other regulatory bodies and consulted with stakeholders to include best practices in the proposed Testing Guidance being considered today.



Recommendations for Product Testing Guidance Requirements and Waiver of N.J.A.C. 17:30-19.3(b)(4), N.J.A.C. 17:30-19.3(b)(5), N.J.A.C. 17:30-19.3(b)(6)

Batches/Increment Samples – Usable/Unusable Cannabis

- Requirements of **N.J.A.C. 17:30-19.3(b)(4)** and **(b)(5)** are being waived to reflect greater specificity and precision for cannabis and emerging cannabis product types.
- Testing Guidance specifies batch size/incremental samples for *usable and unusable cannabis*:
 - **Batch Size:** 4.41 lbs to a maximum of 33.07 lbs
 - **Increment samples:** 4-30 samples depending on weight



Recommendations for Product Testing Guidance Requirements and Waiver of N.J.A.C. 17:30-19.3(b)(4), N.J.A.C. 17:30-19.3(b)(5), N.J.A.C. 17:30-19.3(b)(6)

Lot Size/Increment Units – Other Product Types

- Requirements of N.J.A.C. 17:30-19.3(b)(4) and (b)(5) are being waived.
- Lot weights and incremental units applicable to the following cannabis product types are specified in the Testing Guidance:
 - Inhalable Products, Ingestible Oil
 - Solid Ingestible & Transmucosal Cannabis-Infused Products
 - Liquid Ingestible & Transmucosal Cannabis-Infused Products and Dermal Products



Recommendations for Product Testing Guidance Requirements and Waiver of N.J.A.C. 17:30-19.3(b)(4), N.J.A.C. 17:30-19.3(b)(5), N.J.A.C. 17:30-19.3(b)(6)

Increment Samples and Units

The requirement for N.J.A.C. 17:30-19.3(b)(6) is being waived.

“A representative retention sample shall be two times the amounts listed for representative initial samples of a batch or lot at (b)4 and 5 above.”

The Testing Guidance provides specific guidance on minimum weights of initial and retention sample requirements as follows:

Category per Testing Guidance	Product Type	Representative Initial Sample (Minimum Weight)	Retention Sample (Minimum Weight)
I	Usable/Unusable Cannabis	10 grams	20 grams
II	Inhalable Products, Ingestible Oil	6 -8 grams*	10 grams
III	Solid Ingestible & Transmucosal Cannabis-Infused Products Liquid	10 grams	20 grams
IV	Ingestible & Transmucosal Cannabis-Infused Products and Dermal Products	10 grams	20 grams

*Varies with product type

- An increment unit shall be rounded up to the nearest whole package, and a package cannot be subdivided.



Grace Periods

Testing Laboratories shall have the following grace periods for implementing the Commission's Testing Guidance Requirements

- Up until March 19, 2025, to implement sampling changes
- Up until midnight, Friday, May 23, 2025, for initial and stability testing changes



Vote:

**To approve waiver of N.J.A.C. 17:30-19.3(b)(4)-(6)
and to approve product testing guidance
requirements**



Consideration of Delegations of Authority



Delegations of Authority

- Failures to cure a license
 - Executive Director will have the authority to deny licenses and/or license applications for a failure to cure a license
- Approve or deny conditional licenses/applications
 - Executive Director will have the authority to approve or deny conditional licenses and/or license applications in accordance with N.J.A.C. 17:30-7.2



Vote:

Delegation of authority of responses to failures to cure a license application and conditional license applications



Consideration of Applications for Permit of License Changes



Ownership Transfer Applications:

- Green Lightning
 - **Adding an additional owner(s)**
- Honey Grove South
 - **Change in ownership structure**
- Mojo Botanica
 - **Change in ownership structure**



Vote:

To approve ownership change applications



Facility Modification Applications:

- Brute's Roots
 - **Requesting a modification of capacity to increase cultivation canopy tier from Tier III to Tier VI (150,000 sq. ft. maximum)**
- Hamilton Farms
 - **Requesting a modification of the physical plant to use container farms while still remaining in Tier I.**



Vote:

**To approve capacity
modification applications**



Business Conversion Applications:

- Daylite Cannabis LLC
 - **Convert from microbusiness to standard cannabis business**
- The Cannabis Clubhouse LLC
 - **Convert from microbusiness to standard cannabis business**



Vote:

To approve business conversion applications



Consideration of Cannabis Business Applications



Consideration of Conditional License Applications



Conditional Applications:

- **18 conditional licenses**
 - **8 cultivators**
 - **1 delivery**
 - **2 manufacturers**
 - **7 retailers**



Adult-Use: Consideration of conditional applications

Recommendation:

No.	App ID	Applicant Business Name	License Class	Business Category
1	8800	Frequency Cannabis	Cultivator	Microbusiness
2	14722	Jersey OG'S LLC	Cultivator	Microbusiness
3	16025	84110 LLC	Cultivator	Standard
4	3259	Black Cannabis Cultivation	Cultivator	Standard
5	16379	Chunk's Trees LLC	Cultivator	Standard
6	5997	Dr Quest Laboratories	Cultivator	Standard
7	11083	Savage Gardens NJ	Cultivator	Standard
8	17180	Sea & Leaf Cultivation LLC	Cultivator	Standard
9	16584	QueRated	Delivery	Standard



Adult-Use: Consideration of conditional applications

Recommendation:

No.	App ID	Applicant Business Name	License Class	Business Category
10	15353	Good Feeling Gummies	Manufacturer	Microbusiness
11	17352	Royal Beverages, LLC	Manufacturer	Microbusiness
12	15068	Pufftuff	Retailer	Microbusiness
13	13903	Still Dubbin LLC	Retailer	Microbusiness
14	15617	Thriv3 LLC	Retailer	Microbusiness
15	16197	Kisan Herbal Health Hub LLC	Retailer	Standard
16	13001	Lady Bud Cannabis Dispensary LLC	Retailer	Standard
17	15555	Local Flower LLC	Retailer	Standard
18	16864	Serenity Grounds	Retailer	Standard



Vote:

To approve 18 Conditional license applications



Consideration of Conditional-to-Annual Conversion Applications



Conditional-to-Annual License Conversion Applications

- **14 conditional-to-annual conversion licenses**
 - **4 cultivators**
 - **2 delivery**
 - **2 manufacturers**
 - **4 retailers**
 - **2 wholesalers**



Adult-Use: Consideration of Conditional-to-Annual license conversion applications

Recommendation:

No.	App ID	Applicant Business Name	License Class	Business Category
1	13750	Glue Lagoon Farms	Cultivator	Microbusiness
2	11273	Ganja Manja LLC	Cultivator	Standard
3	10554	Royal Beverages, LLC	Cultivator	Standard
4	3289	Vetae Pharms NJ	Cultivator	Standard
5	15479	High Rollerz LLC	Delivery	Microbusiness
6	13231	TerpTaxi LLC	Delivery	Standard
7	13008	Twister Cannabis LLC	Manufacturer	Microbusiness
8	11164	Ganja Manja LLC	Manufacturer	Standard
9	9322	Herb Haus LLC	Retailer	Microbusiness



Adult-Use: Consideration of conditional-to-annual license conversion applications

Recommendation:

No.	App ID	Applicant Business Name	License Class	Business Category
10	9888	The Leaf and Seed Company	Retailer	Microbusiness
11	14544	Tree Breeze	Retailer	Microbusiness
12	7982	BWell Holdings NJ Inc.	Retailer	Standard
13	13208	Authorized Dealers	Wholesaler	Standard
14	14251	Kush Express	Wholesaler	Standard



Vote:

**To approve 14 Conditional-to-Annual
Conversion license applications**



Consideration of Annual applications



Annual license applications

- **12 annual licenses**
 - **5 manufacturers**
 - **5 retailer**
 - **1 testing lab**
 - **1 wholesaler**



Adult-Use: Consideration of annual license applications

Recommendation:

No.	App ID	Applicant Business Name	License Class	Business Category
1	13582	Green Gem Industries, Inc.	Manufacturer	Microbusiness
2	14105	Indigo Dispensary LLC	Manufacturer	Standard
3	14373	Royal Roll LLC	Manufacturer	Standard
4	6575	RPI Partners	Manufacturer	Standard
5	13651	The Happy Farmer LLC	Manufacturer	Standard
6	2145	Authorized Dealer Dispensary	Retailer	Standard
7	13632	Herb's Wellness	Retailer	Standard
8	11844	Natures Bliss LLC	Retailer	Standard



Adult-Use: Consideration of annual license applications

Recommendation:

No.	App ID	Applicant Business Name	License Class	Business Category
9	12171	Northeast Alternatives NJ LLC	Retailer	Standard
10	13302	Southern Jersey Bud LLC	Retailer	Standard
11	5823	Integrated Analytical Solutions	Testing Lab	Standard
12	11792	Talaria NJ LLC	Wholesaler	Standard



Vote:
**To approve 12 Annual
license applications**



Consideration of Expanded ATC application



Expanded ATC Certification

- **Breakwater Treatment & Wellness:**
 - Class 5 Retailer, 154 West Westfield Ave., Roselle Park
 - Class 1 Cultivator, 2 Corporate Dr. and 38 Brickyard Rd., Cranbury
 - Class 2 Manufacturer, 2 Corporate Dr. and 38 Brickyard Rd., Cranbury



Vote:
**To approve Breakwater
Treatment & Wellness
expansion certification**



Consideration of Annual Renewal applications



Annual License Renewals

- Illicit Gardens NJ LLC (2)
- Sanctuary Cannabis LLC (1)
- Roots Dispensary LLC (1)



First year of operations



Annual License Renewals

- Golden Door Dispensary (1)
- Jersey Meds Management LLC (1)
- Plantabis Dispensary (1)
- Bakin' Bad LLC (1)
- Cannaboy Treehouse LLC (1)
- Castaway Cannabis (1)
- Fresh Grow LLC (1)
- FullTilt Labs LLC (1)
- GDBS Distributors LLC (1)
- Green Oasis Dispensary NJ, LLC (1)
- Natural Apothecary (1)
- North Lake Supply LLC (1)

Adult-Use
Licenses



Annual license renewals

- Timber 5 LLC (1)
- Zacate LLC (1)
- Flower & Flame LLC (1)
- The Dispensary of Somerset (1)
- The Dispensary of Union (1)
- BLOC (3)
- HarvestWorks Farm Corp. (1)
- Township Green LLC (1)
- Jerzey Grown LLC (1)
- Sunnytien LLC (1)
- Blue Violets LLC (1)

Adult-Use
Licenses



Annual license renewals

- Blossom Dispensary LLC (1)
- OHM Theory LLC (1)
- High Rollers Dispensary (1)
- Urge New Jersey (1)
- Botera Union (1)
- Bay Street Greenery LLC (1)



Adult-Use
Licenses



Vote:

**To approve 35 Annual
Renewal license applications**



Cases, claims and petitions



ATC Identification Cards

Recommendation on Rehabilitation:

- *Reinstatement of employee identification cards*
- Regarding 2 ATC employees
- Received notice that criminal history check revealed disqualifying conviction
- Employee was given opportunity to challenge the accuracy of their criminal history results and/or request a determination of rehabilitation



Vote:

**To approve rehabilitation
for 2 ATC employee ID cards**



Consideration of Notice of Enforcement Actions



Enforcement Actions

- **Prolific Growhouse (INV-195-24)**
 - Failure to adhere to the requirements imposed by the regulations related to packaging



Vote:

**To approve enforcement
action on NOV-195-24**



Public comment

1. Speakers signed up in advance.
2. 3 minutes per speaker.
3. Please be respectful, concise and on-topic to issues the Commission has the power to address and/or should be aware of.
4. Do not use this time to market or advertise private businesses.
5. May also submit comments in writing at NJ.gov/cannabis/meetings



Adjournment

Details for our next meeting on Thursday, March 6, at 11 a.m., via Zoom, will be posted on nj.gov/cannabis/meetings

nj.gov/cannabis

609-376-7300