





June 12, 2025



Agenda

- Call to order and roll call
- Closed, executive session (Anticipated 90 minutes)
- Approval of prior meeting minutes
- Chair's remarks
- Executive Director's report
- Committee reports
 - Permitting and Licensing Committee
- Public notices and publications
 - 2024 Annual Report
 - SEEF Report
- Applications for permit or license changes
 - Change in capacity, physical plant, or premises
 - Ownership changes



Agenda

- Cannabis business applications
 - Conditional-to-annual conversions
 - Annual licenses
 - Annual license renewals
- Cases and Petitions
 - Determination of rehabilitation
 - Waiver requests
- Notices of enforcement actions
 - INV-02-25
 - INV-04-25
 - INV-205-24
 - INV-30-25
- Public Comment
- Adjournment



Call to Order and Roll Call



Closed, Executive Session
(Approximately 90 minutes)



Approval of Prior Meeting Minutes



Chair's Report



Executive Director's Report



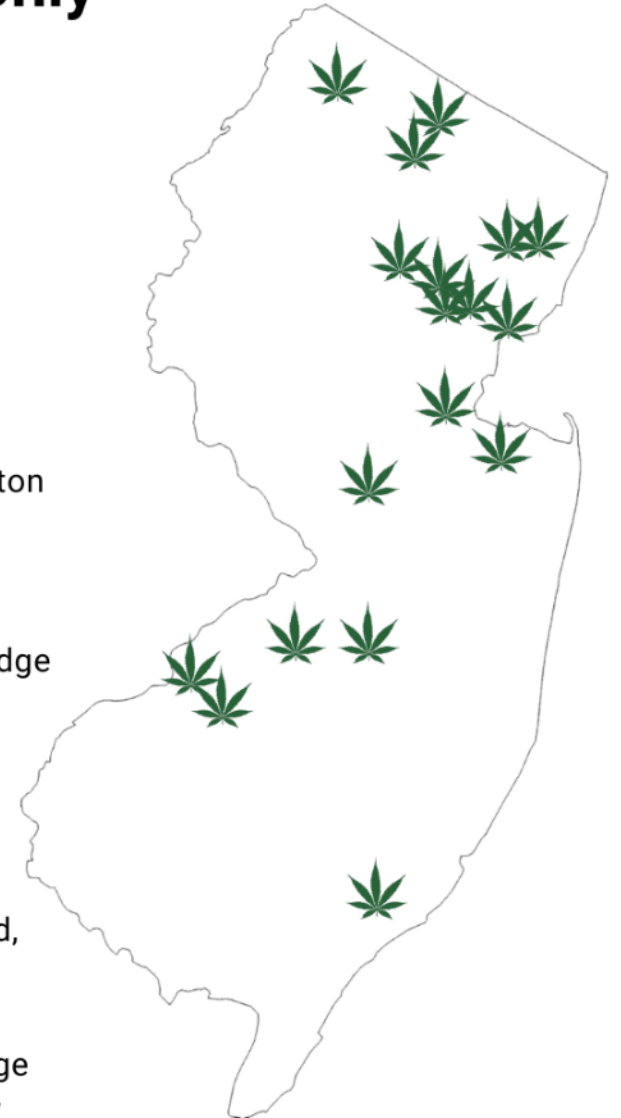
More than 240 medicinal and recreational dispensaries open in 21 counties.



Updates on Dispensary Openings

New Recreational-only Dispensaries

- A-Z Supply, Bloomfield
- Aurum Botanics, Pemberton
- Beyond Bleaf, West Milford
- BLKBRN, Highland Park
- Bud City, Newton
- Canna Bar, Matawan
- That Cannabis, Mays Landing
- Cuzzie's, Camden
- Garden State Natural Green, Kingston
- Hamm and Chaz, Jersey City
- Happy Leaf, Somerdale
- JC Element, Jersey City
- J & J Cannabis Dispensary, Oak Ridge
- Jersey Leaf, Jersey City
- Kine Buds Maywood, Maywood
- Legacy to Lifted, Jersey City
- Story Dispensary of Springfield, Springfield
- Sweet Spot Dispensary Maplewood, Maplewood
- Uma Flowers NJ, Morristown
- West Orange Wellness, West Orange
- Zen Leaf Mount Holly, Mount Holly





Licensing Update – Total Licenses Approved

- as of May 22, 2025

- **Total 2,956 applications submitted**
- 2,312 applications have been approved
- 76 applications are under review in the Office of Licensing
- 454 applications are pending resubmission following cure
- 54 applications under review in the Office of Compliance & Investigations



Licensing Update – Total Recreational Licenses Approved

- as of May 22, 2025

- 1,611 conditionals
- 444 conditional-to-annual conversions
- 257 annuals
- 83 expanded ATCs
- **355 Total: operating licenses (AU) and permits (Med) issued**



Applications up for Consideration

- 4 conditional-to-annual conversions
- 9 annuals
- 10 annual license renewals



Current Patient Enrollment Numbers

- as of May 15, 2025

- Total patients: 60,545
- Caregivers: 4,075
- Doctors: 1,556



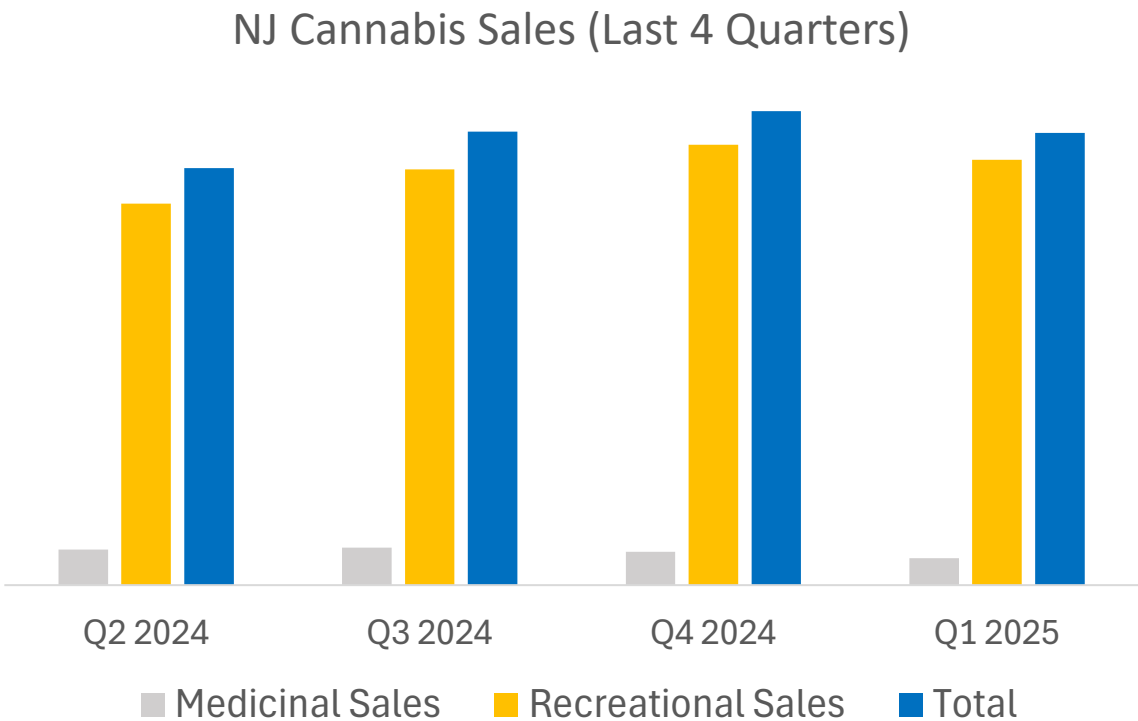
Sales & Pricing Update



Medicinal & Recreational Sales

(Last Four Quarters)

Quarter	Recreational Sales	Medicinal Sales	Total
Q2 2024	\$230,960,647	\$21,583,427	\$252,544,074
Q3 2024	\$251,880,058	\$22,682,345	\$274,562,403
Q4 2024	\$266,743,778	\$20,224,283	\$286,968,062
Q1 2025	\$257,560,620	\$16,404,417	\$273,965,037
Total	\$1,007,145,104	\$80,894,472	\$1,088,039,576

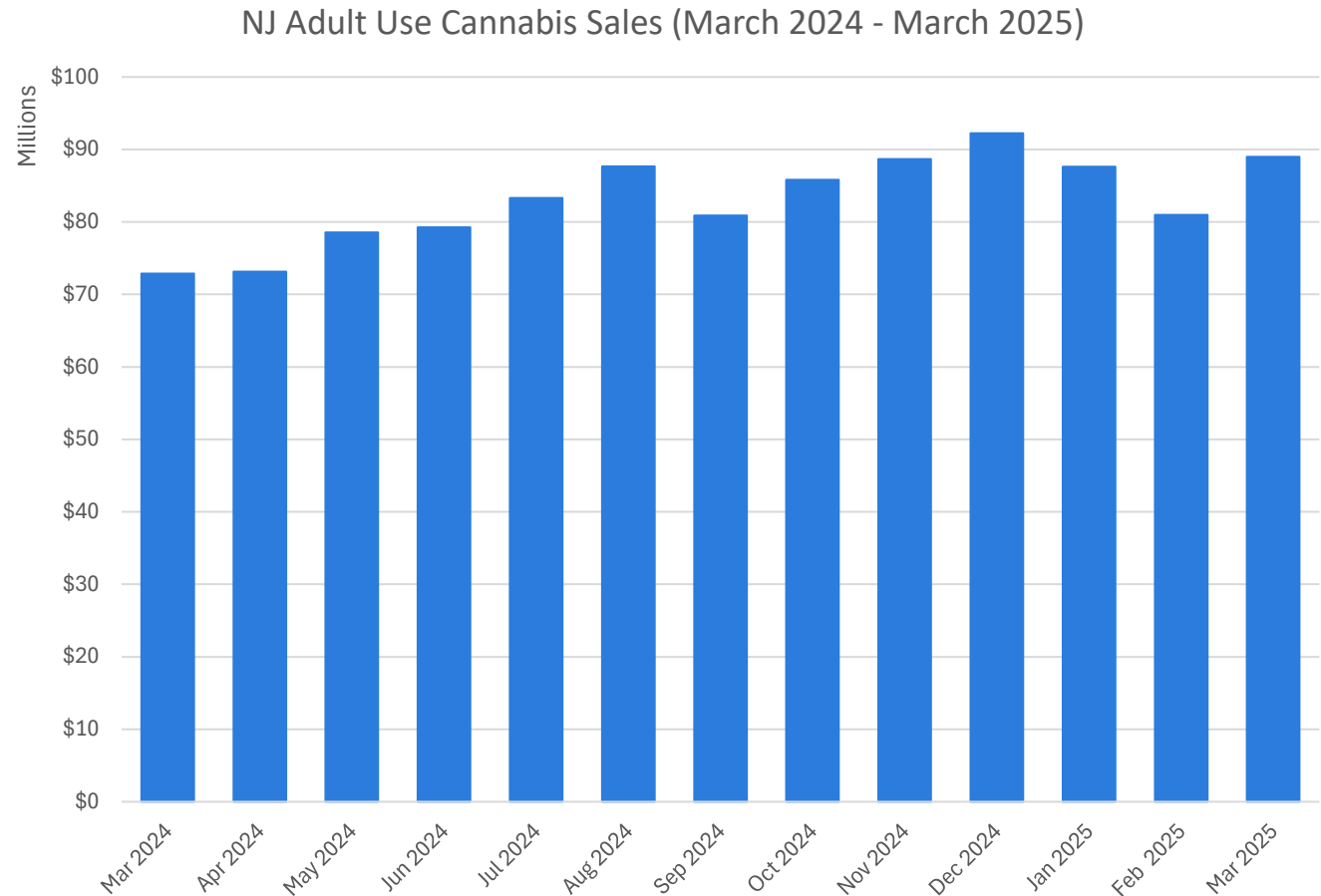




Adult-Use Sales by Month

(March 2024 to March 2025)

<u>Month</u>	<u>Dollar Sales</u>
Mar 2024	\$72,858,495
Apr 2024	\$73,126,286
May 2024	\$78,567,075
Jun 2024	\$79,267,286
Jul 2024	\$83,316,120
Aug 2024	\$87,671,131
Sep 2024	\$80,892,808
Oct 2024	\$85,838,572
Nov 2024	\$88,680,755
Dec 2024	\$92,224,451
Jan 2025	\$87,626,072
Feb 2025	\$80,968,623
Mar 2025	\$88,965,924



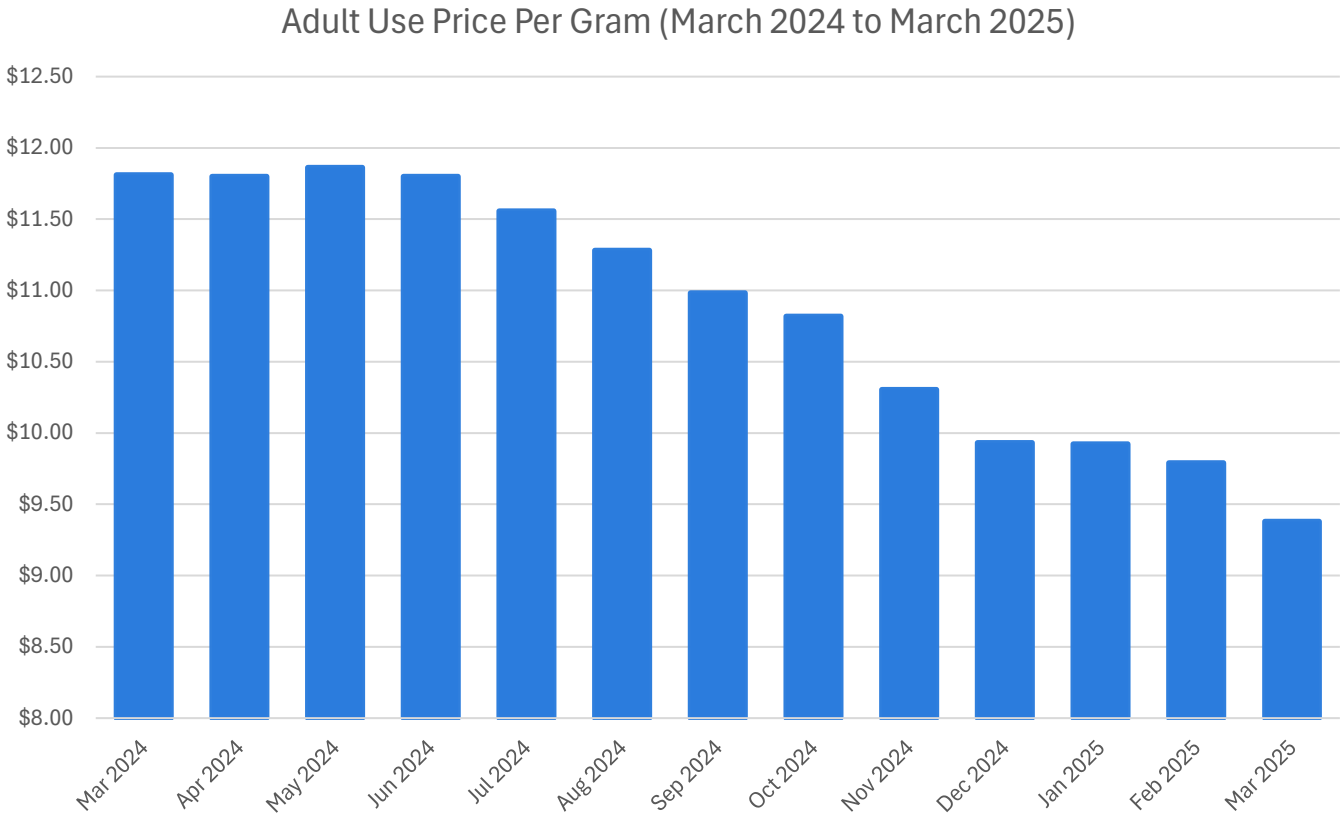
Year over Year Change March 2024 v March 2025 was 22%



Adult-Use Bud/Flower Price Per Gram

(March 2024 to March 2025)

Month	Price Per Gram	% Change
Mar 2024	\$11.81	-3.3%
Apr 2024	\$11.80	-0.1%
May 2024	\$11.86	0.5%
Jun 2024	\$11.80	-0.5%
Jul 2024	\$11.56	-2.1%
Aug 2024	\$11.28	-2.4%
Sep 2024	\$10.98	-2.6%
Oct 2024	\$10.82	-1.5%
Nov 2024	\$10.30	-4.7%
Dec 2024	\$9.93	-3.6%
Jan 2025	\$9.92	-0.1%
Feb 2025	\$9.79	-1.3%
Mar 2025	\$9.38	-4.2%



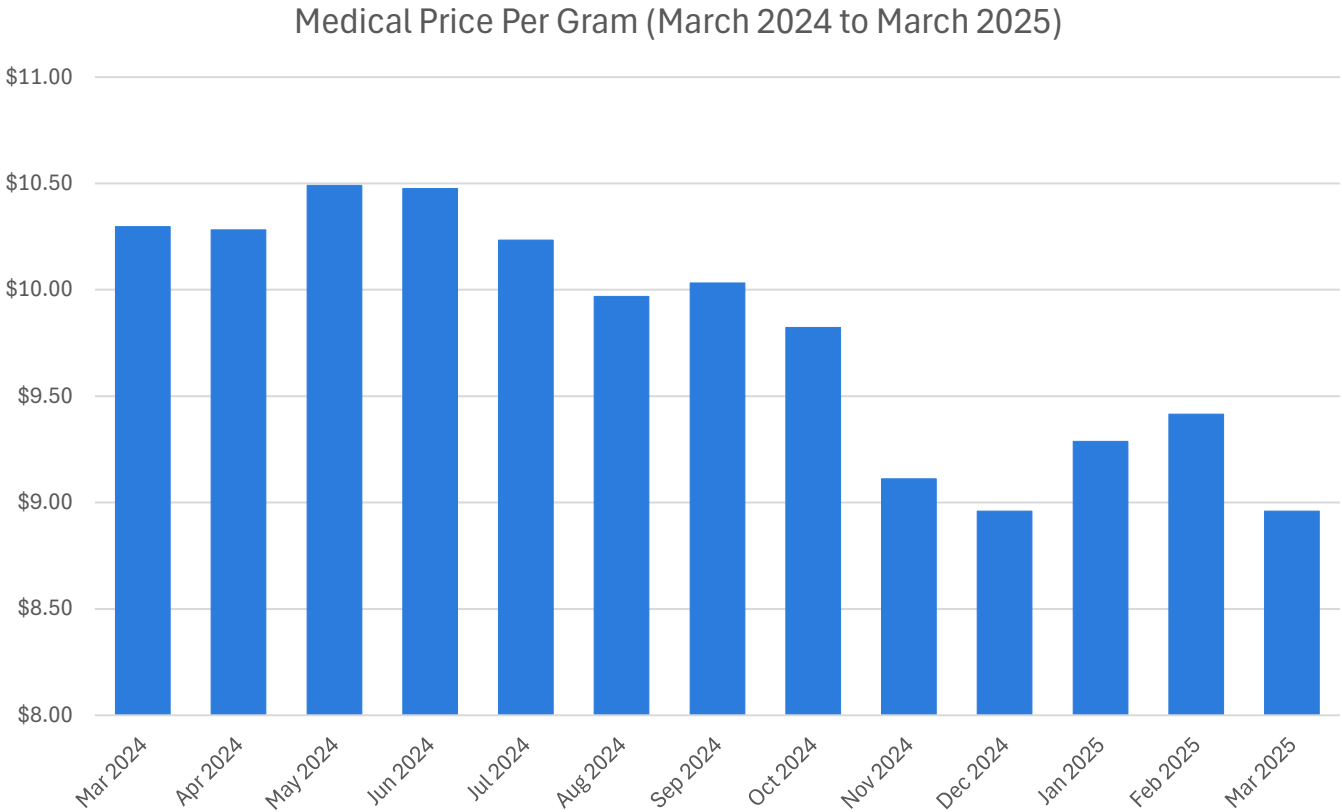
Year over Year Change March 2024 v March 2025 was a decrease of \$2.43/gram or 21%



Medicinal Use Bud/Flower Price Per Gram

(March 2024 to March 2025)

Month	Price Per Gram	% Change
Mar 2024	\$10.30	-1.7%
Apr 2024	\$10.28	-0.2%
May 2024	\$10.49	2.0%
Jun 2024	\$10.48	-0.1%
Jul 2024	\$10.23	-2.3%
Aug 2024	\$9.97	-2.6%
Sep 2024	\$10.03	0.6%
Oct 2024	\$9.82	-2.1%
Nov 2024	\$9.11	-7.2%
Dec 2024	\$8.96	-1.7%
Jan 2025	\$9.29	3.6%
Feb 2025	\$9.42	1.4%
Mar 2025	\$8.96	-4.8%



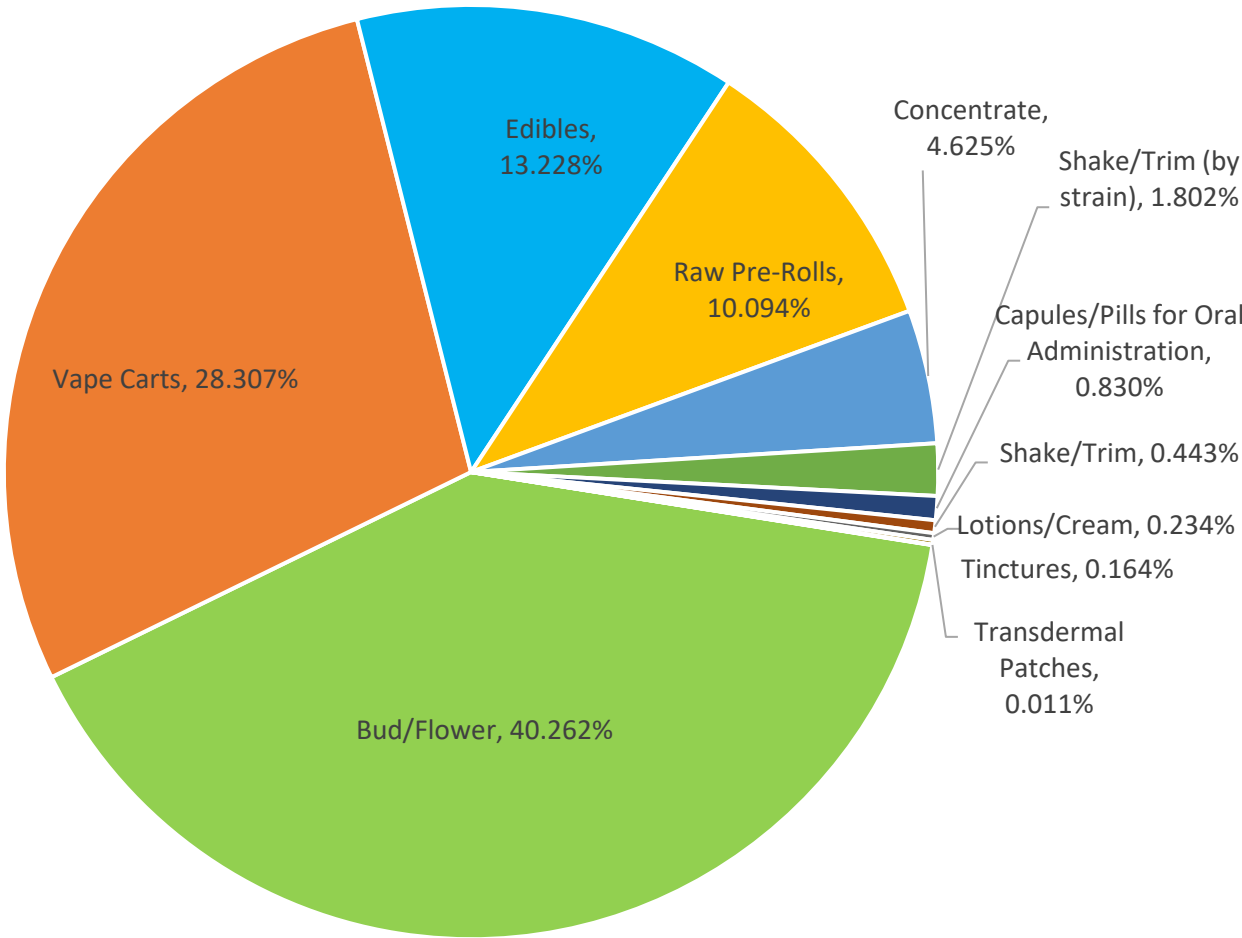
Year over Year Change March 2024 v March 2025 was a decrease of \$1.34/gram or 13%



Adult-Use Sales Mix by Product Category

(March 2024 to March 2025)

Product Category	Percent of Sales
Bud/Flower	40.262%
Vape Carts	28.307%
Edibles	13.228%
Raw Pre-Rolls	10.094%
Concentrate	4.625%
Shake/Trim (by strain)	1.802%
Capules/Pills for Oral Administration	0.830%
Shake/Trim	0.443%
Lotions/Cream	0.234%
Tinctures	0.164%
Transdermal Patches	0.011%
Total	100%



Bud/Flower plus Pre-Rolls has remained at ~51.5% of Market since Inception of Adult Use

Quarterly Data Report

Q1 2025



(All data in this report is as of March 31, 2025, unless otherwise stated.)



Awardee Application Data



DOB and SEB Awardees

604 Annual Licenses Awarded*

Social Equity Businesses	117	17%
Diversely-Owned Businesses	487	70%

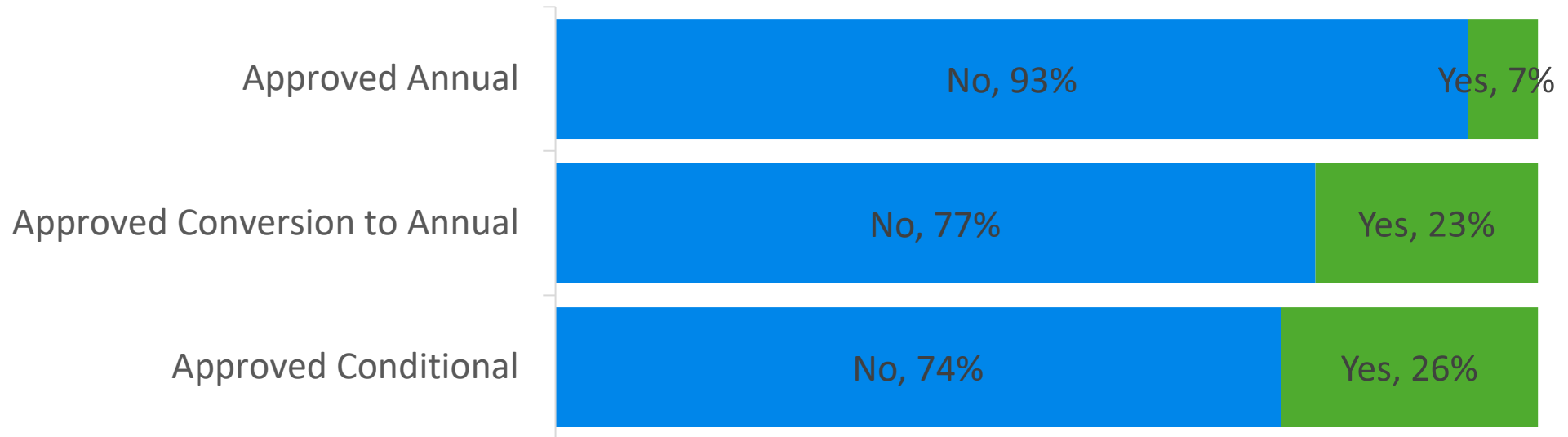
**Includes conditional-to-annual conversions*

Licenses may be designated as both Social Equity Businesses and Diversely-Owned Businesses.



Awards by Social Equity Status


License	Social Equity Status		Grand Total
	No	Yes	
Approved Annual	236	18	254
Approved Conversion to Annual	338	99	437
Approved Conditional	1,167	413	1,580
Grand Total	1,741	530	2,271





Majority Ownership Awardees with Prior Marijuana Conviction

<u>License</u>	<u>Prior Marijuana Conviction</u>		<u>Grand Total</u>
	<u>No</u>	<u>Yes</u>	
Approved Annual	238	16	254
Approved Conversion to Annual	359	78	437
Approved Conditional	1,271	309	1,580
Grand Total	1,868	403	2,271





Quarterly Data Benchmarks



Microbusiness Benchmark Data

	<u>Total Number</u>	<u>Percent of Licensees</u>	<u>Benchmark</u>	<u>Plus/(Minus)</u>
Micro Businesses	791	35%	25%	+10%

<u>License Type</u>	<u>Number of Microbusinesses</u>	<u>Percent of License Class</u>	<u>Benchmark</u>	<u>Plus/(Minus)</u>
Class 1 Cultivator	191	37%	15%	22%
Class 2 Manufacturer	105	27%	15%	12%
Class 3 Wholesaler	5	25%	15%	10%
Class 5 Retailer	467	36%	15%	21%
Class 6 Delivery	23	62%	15%	47%

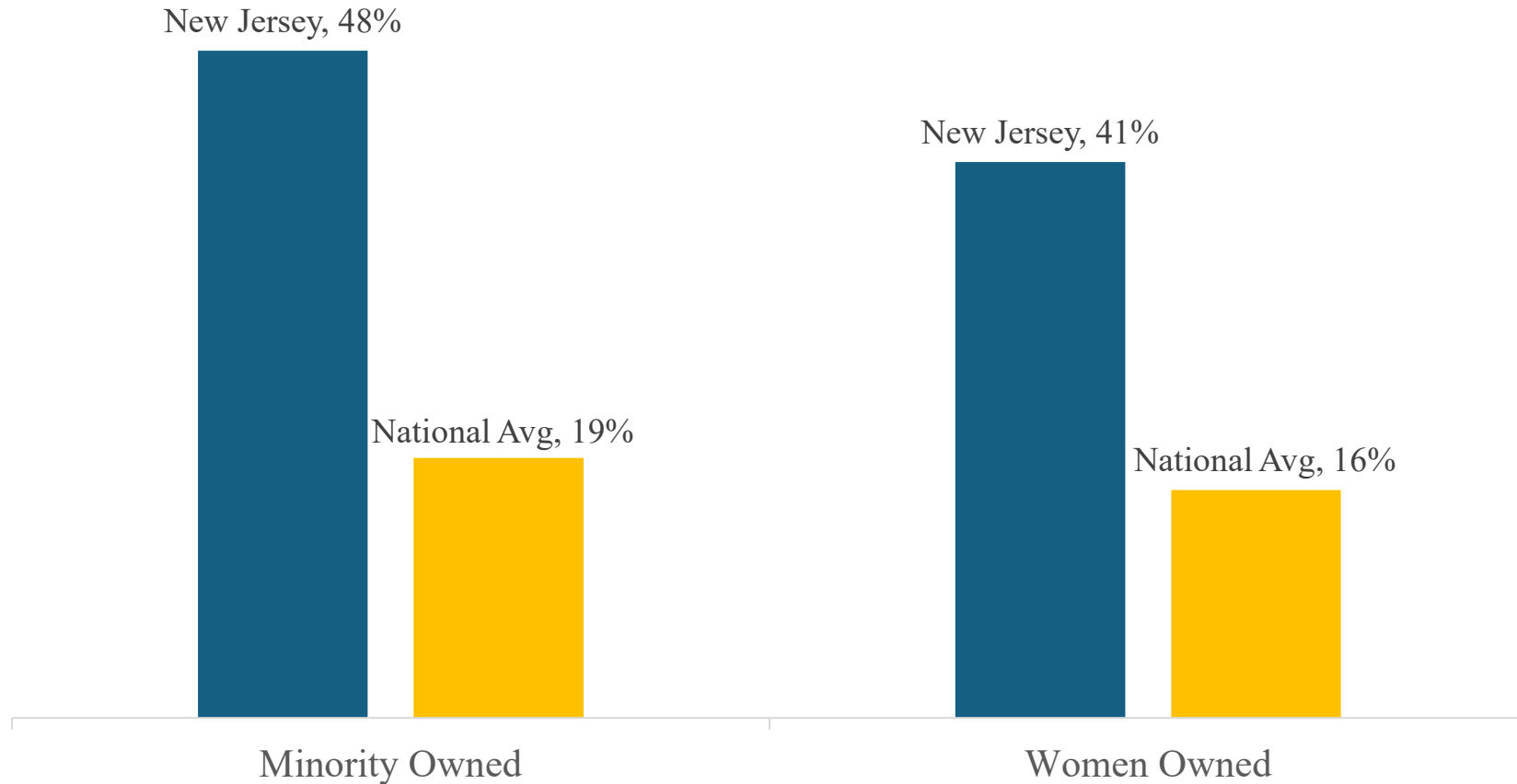


Diversely-Owned Benchmark Data

	<u>Number</u>	<u>Percent of Licensees</u>	<u>Benchmark</u>	<u>Plus/(Minus)</u>
Minority Owned	1089	48%	15%	+33%
Woman or Disabled Veteran Owned	996	44%	15%	+29%



ODI Update: Diversely-Owned Comparisons



New Jersey data Includes all Annual Licensees. National data taken from MJ Biz Daily DEI Report 2023. Methodology Available in the report.



Standalone Operational Adult Use Businesses Licensed under CREAMM Act

License Type		
<u>License Type</u>	<u>Number</u>	<u>Percentage</u>
Class 1 Cultivator	35	15.84%
Class 2 Manufacturer	29	13.12%
Class 5 Retailer	150	67.87%
Class 6 Delivery	2	0.90%
Testing Laboratory	5	2.26%
Grand Total	221	100.00%

Key Categories	
<u>Category</u>	<u>Percentage</u>
Impact Zone Business	42%
Previous Marijuana Conviction	11%
Microbusiness	32%
Social Equity	14%
Diversely Owned	72%



Standalone Operational Adult Use Businesses Licensed under CREAMM Act

<u>Race/Ethnicity</u>	<u>Number</u>	<u>Percentage</u>
American Indian Or Alaska Native	1	0.5%
American Indian Or Alaska Native, Black or African American	1	0.5%
Asian, Native Hawaiin or Other Pacific Islander	1	0.5%
Asian	24	10.9%
Black Or African American	33	14.9%
Other Or Not Listed, Black Or African American	1	0.5%
Other or Not Listed	35	15.8%
White	104	47.1%
Entity	14	6.3%
No Majority	7	3.2%
Grand Total	221	100.0%

Hispanic or Latino Majority	
<u>Number</u>	<u>Percentage</u>
35	16%

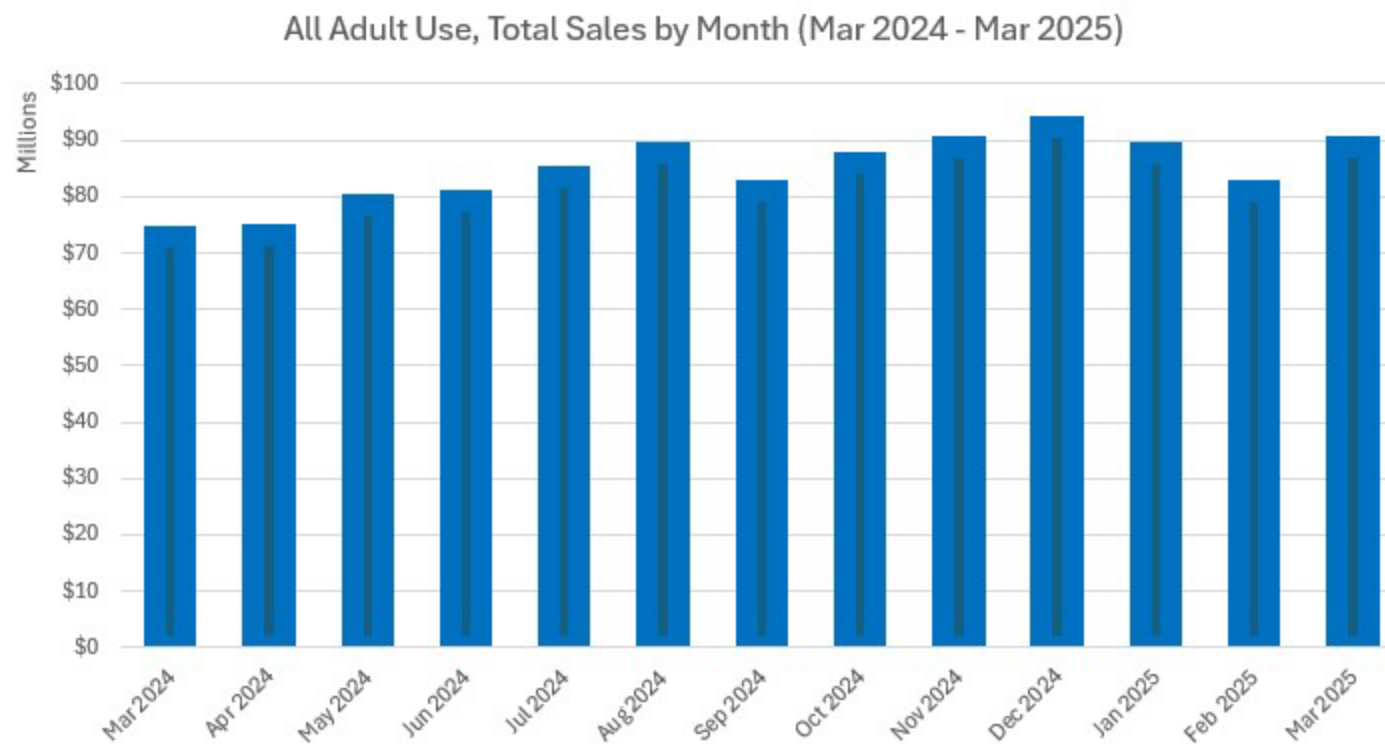


Sales for Open Businesses By Type



All Adult Use, Total Sales by Month (Mar 2024 - Mar 2025)

<u>Month</u>	<u>Dollar Sales</u>
Mar 2024	\$72,858,494.52
Apr 2024	\$73,126,286.03
May 2024	\$78,567,074.88
Jun 2024	\$79,267,286.07
Jul 2024	\$83,316,119.99
Aug 2024	\$87,671,130.57
Sep 2024	\$80,892,807.77
Oct 2024	\$85,838,572.22
Nov 2024	\$88,680,755.14
Dec 2024	\$92,224,451.08
Jan 2025	\$87,626,072.31
Feb 2025	\$80,968,623.43
Mar 2025	\$88,965,924.23

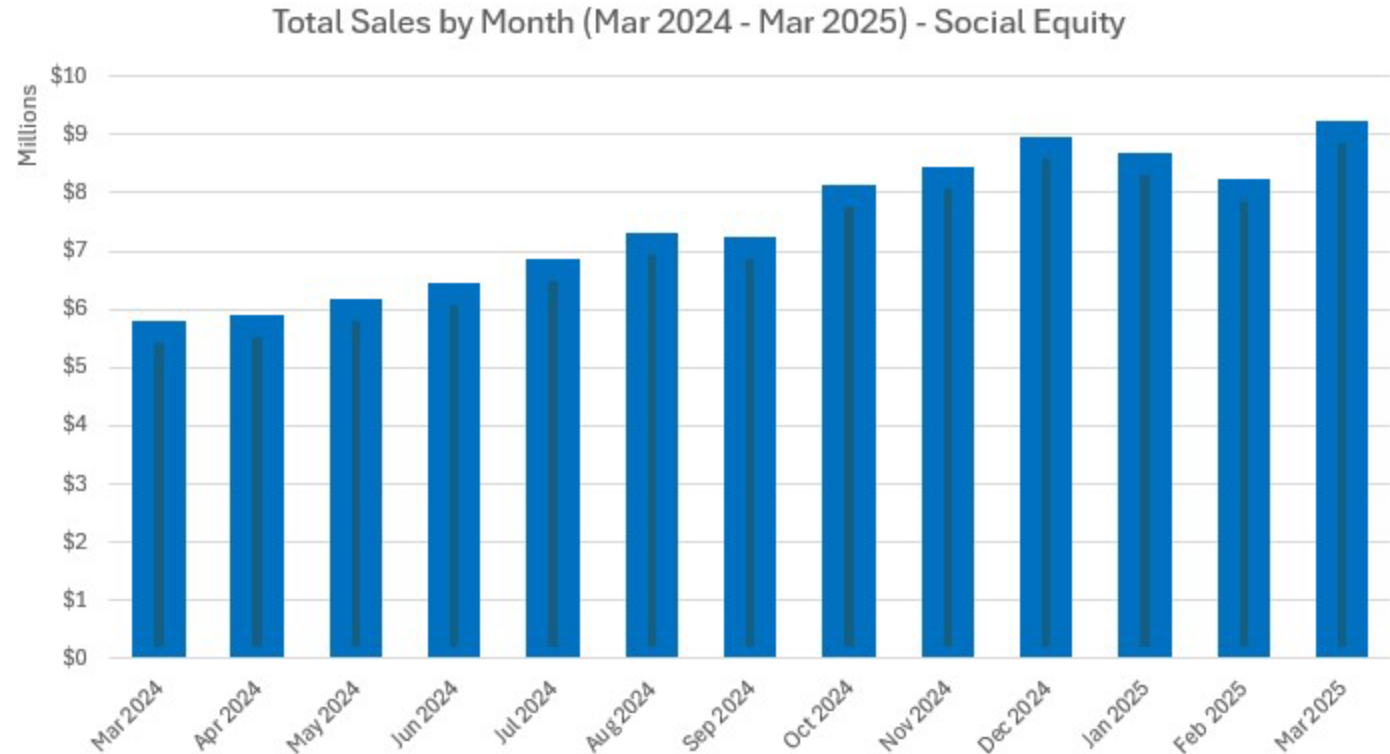


Year Over Year Change, March 2024-March 2025: 22.1%



Total Sales by Month (Mar 2024 - Mar 2025) – Social Equity

<u>Month</u>	<u>Dollar Sales</u>
Mar 2024	\$5,615,939.85
Apr 2024	\$5,711,036.57
May 2024	\$6,000,589.82
Jun 2024	\$6,279,641.87
Jul 2024	\$6,671,781.95
Aug 2024	\$7,129,778.53
Sep 2024	\$7,065,068.28
Oct 2024	\$7,950,563.30
Nov 2024	\$8,270,814.96
Dec 2024	\$8,775,365.81
Jan 2025	\$8,489,988.07
Feb 2025	\$8,046,287.49
Mar 2025	\$9,054,199.93

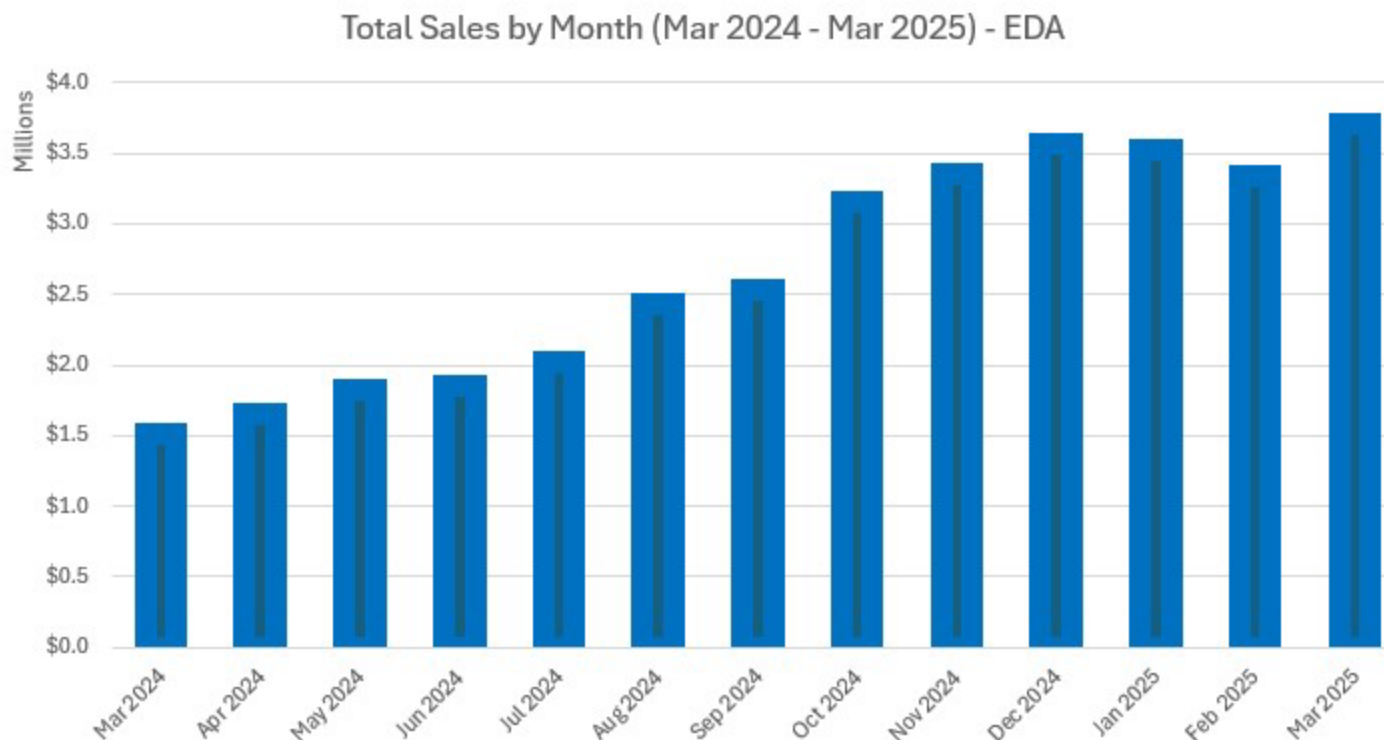


Year Over Year Change, March 2024-March 2025: 61.2%



Total Sales by Month (Mar 2024 - Mar 2025) – EDA

<u>Month</u>	<u>Dollar Sales</u>
Mar 2024	\$1,509,581.62
Apr 2024	\$1,654,448.15
May 2024	\$1,818,308.50
Jun 2024	\$1,850,725.07
Jul 2024	\$2,019,109.86
Aug 2024	\$2,433,064.63
Sep 2024	\$2,531,211.68
Oct 2024	\$3,156,461.73
Nov 2024	\$3,357,013.19
Dec 2024	\$3,570,515.37
Jan 2025	\$3,526,848.83
Feb 2025	\$3,342,656.44
Mar 2025	\$3,712,543.25



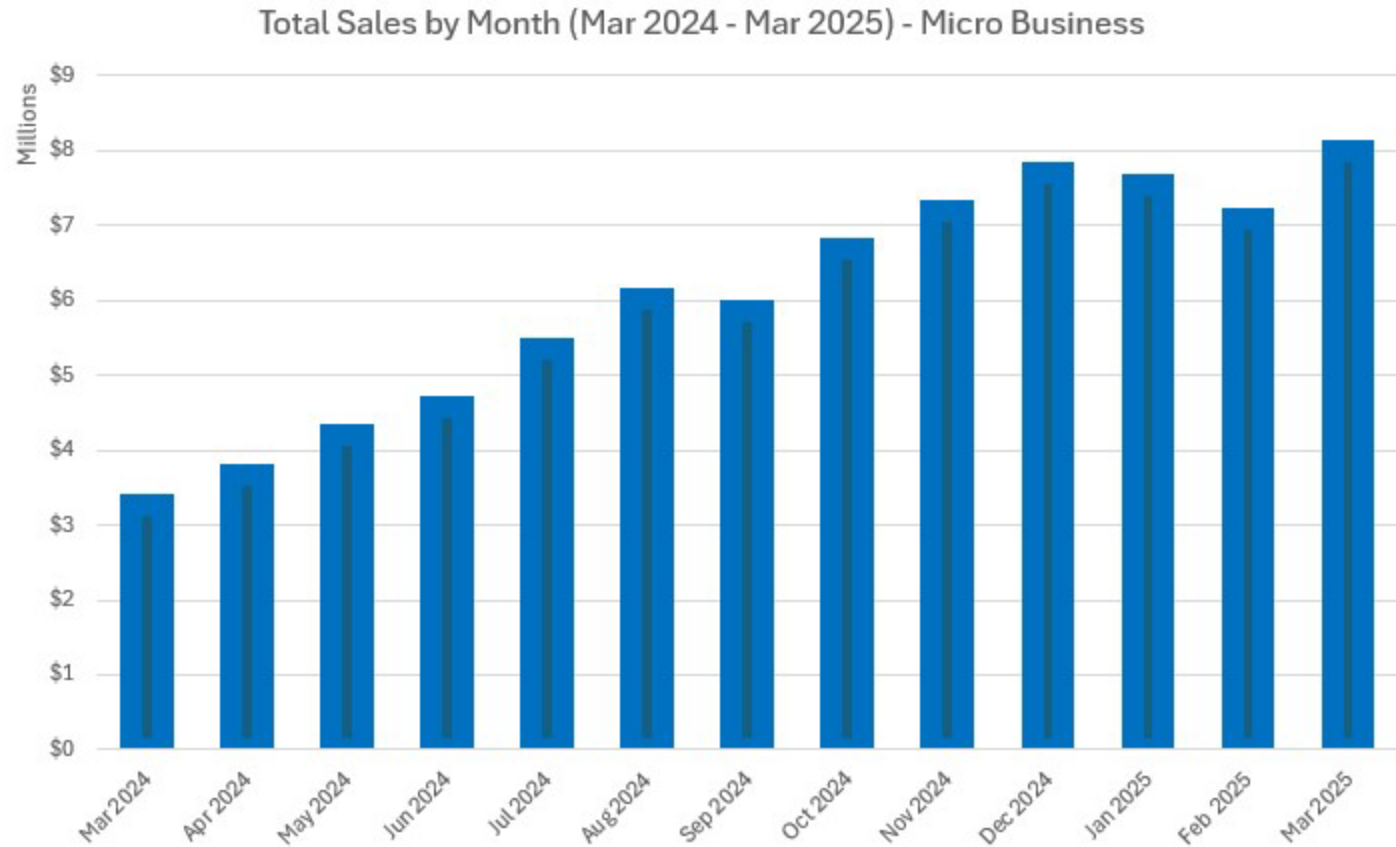
Year Over Year Change, March 2024-March 2025: 145.9%

EDA is Economically Disadvantaged Areas



Total Sales by Month (Mar 2024 - Mar 2025) – Micro Business

<u>Month</u>	<u>Dollar Sales</u>
Mar 2024	\$3,283,308.52
Apr 2024	\$3,675,995.73
May 2024	\$4,198,690.39
Jun 2024	\$4,590,852.01
Jul 2024	\$5,348,477.59
Aug 2024	\$6,024,393.91
Sep 2024	\$5,871,521.97
Oct 2024	\$6,678,922.40
Nov 2024	\$7,207,843.12
Dec 2024	\$7,704,431.53
Jan 2025	\$7,541,215.86
Feb 2025	\$7,098,304.96
Mar 2025	\$8,006,458.98



Year Over Year Change, March 2024-March 2025: 143.9%



Total Sales by Month (Mar 2024 - Mar 2025) - Diversely Owned

Month	Dollar Sales
Mar 2024	\$18,497,018.86
Apr 2024	\$21,445,690.90
May 2024	\$25,211,507.63
Jun 2024	\$27,211,358.70
Jul 2024	\$30,933,516.52
Aug 2024	\$33,918,049.27
Sep 2024	\$31,956,891.12
Oct 2024	\$34,856,685.30
Nov 2024	\$36,843,596.06
Dec 2024	\$39,013,972.50
Jan 2025	\$38,007,468.05
Feb 2025	\$35,203,410.64
Mar 2025	\$38,822,920.12

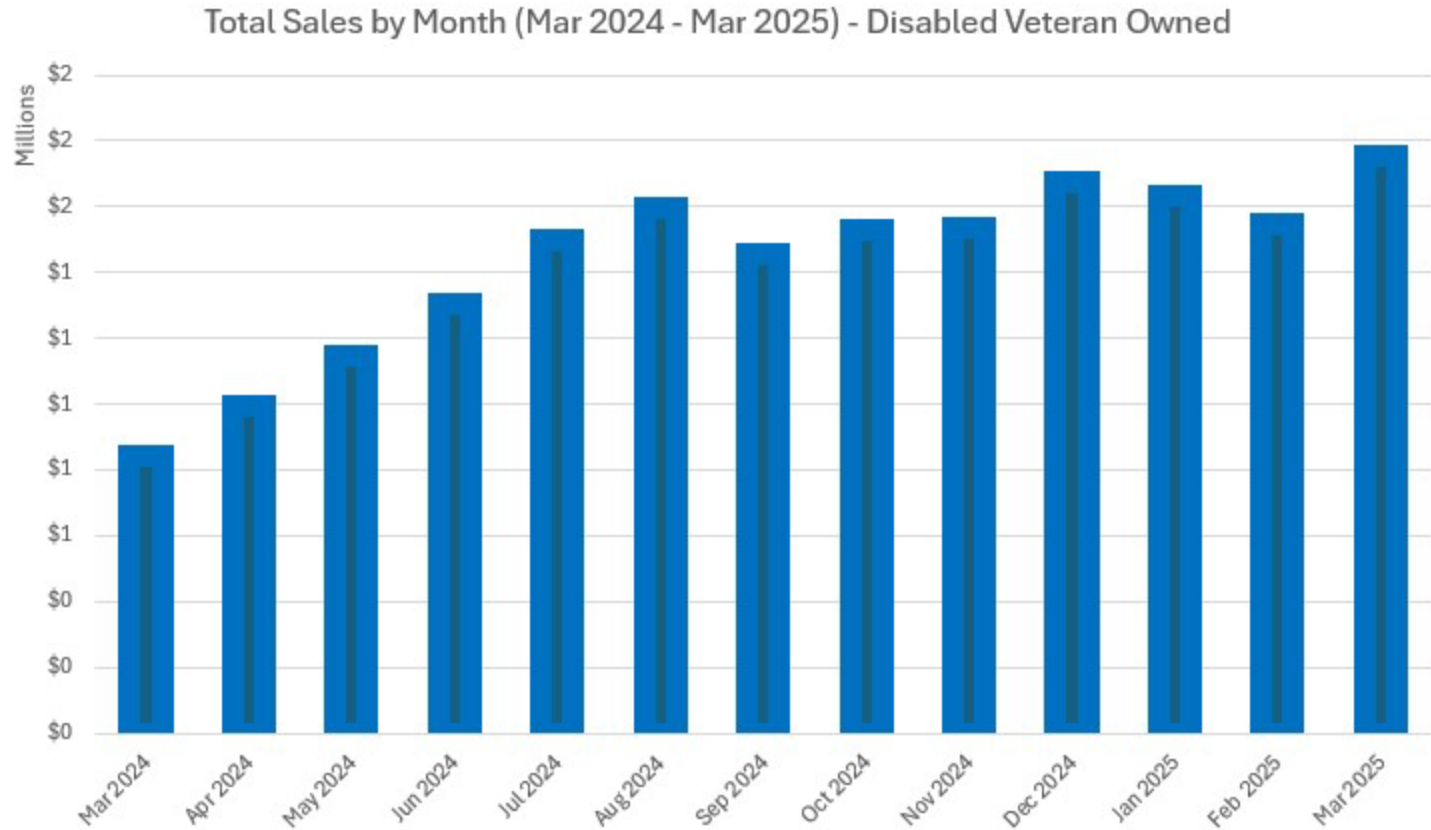


Year Over Year Change, March 2024-March 2025: 109.9%



Total Sales by Month (Mar 2024 - Mar 2025) – Disabled Veteran Owned

<u>Month</u>	<u>Dollar Sales</u>
Mar 2024	\$845,134.31
Apr 2024	\$994,051.33
May 2024	\$1,143,313.79
Jun 2024	\$1,305,390.89
Jul 2024	\$1,499,909.36
Aug 2024	\$1,593,990.45
Sep 2024	\$1,458,539.04
Oct 2024	\$1,530,495.51
Nov 2024	\$1,536,346.16
Dec 2024	\$1,672,895.76
Jan 2025	\$1,634,538.28
Feb 2025	\$1,549,122.25
Mar 2025	\$1,753,300.51

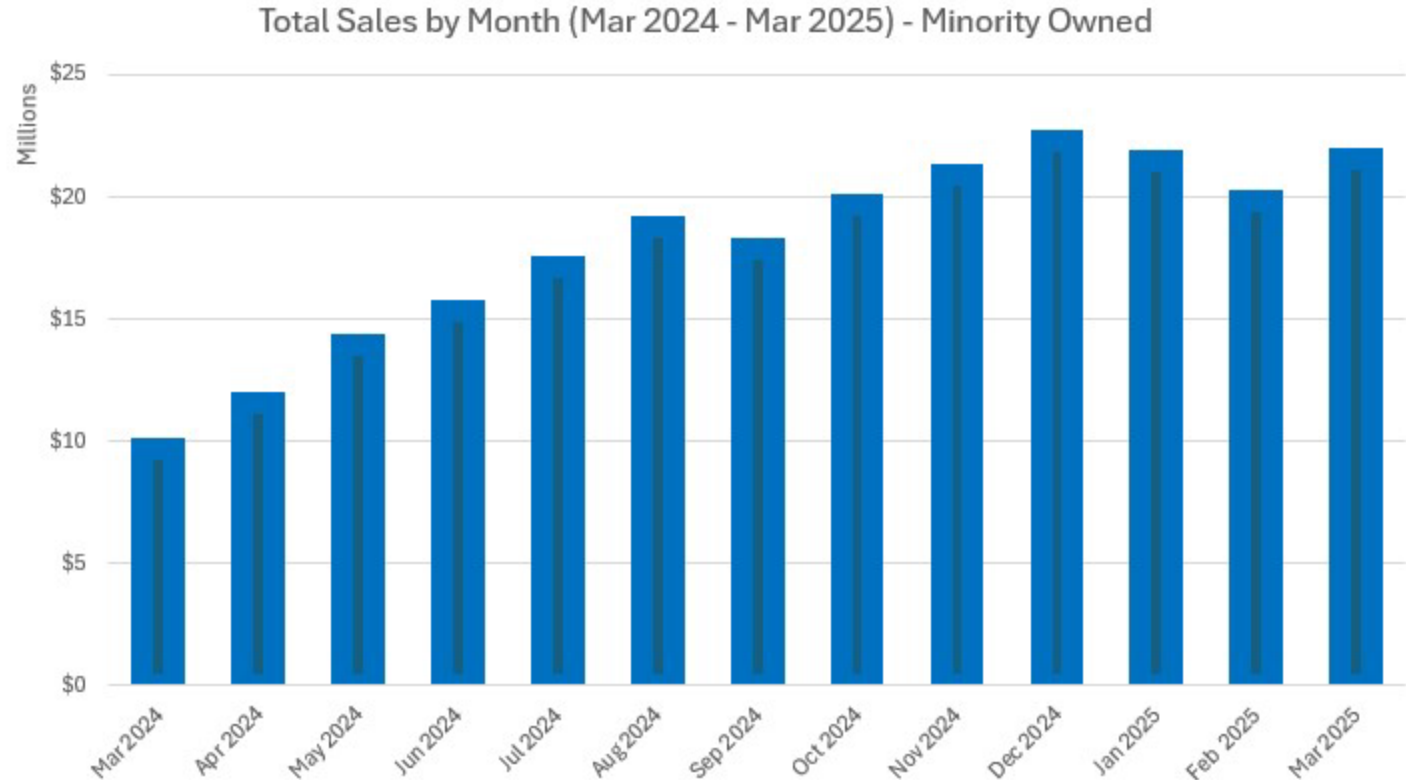


Year Over Year Change, March 2024-March 2025: 107.5%



Total Sales by Month (Mar 2024 - Mar 2025) – Minority Owned

<u>Month</u>	<u>Dollar Sales</u>
Mar 2024	\$9,645,139.42
Apr 2024	\$11,523,929.87
May 2024	\$13,971,355.82
Jun 2024	\$15,327,590.40
Jul 2024	\$17,126,058.40
Aug 2024	\$18,809,807.59
Sep 2024	\$17,858,664.18
Oct 2024	\$19,640,098.60
Nov 2024	\$20,906,725.77
Dec 2024	\$22,273,247.67
Jan 2025	\$21,463,542.84
Feb 2025	\$19,844,035.66
Mar 2025	\$21,530,701.48

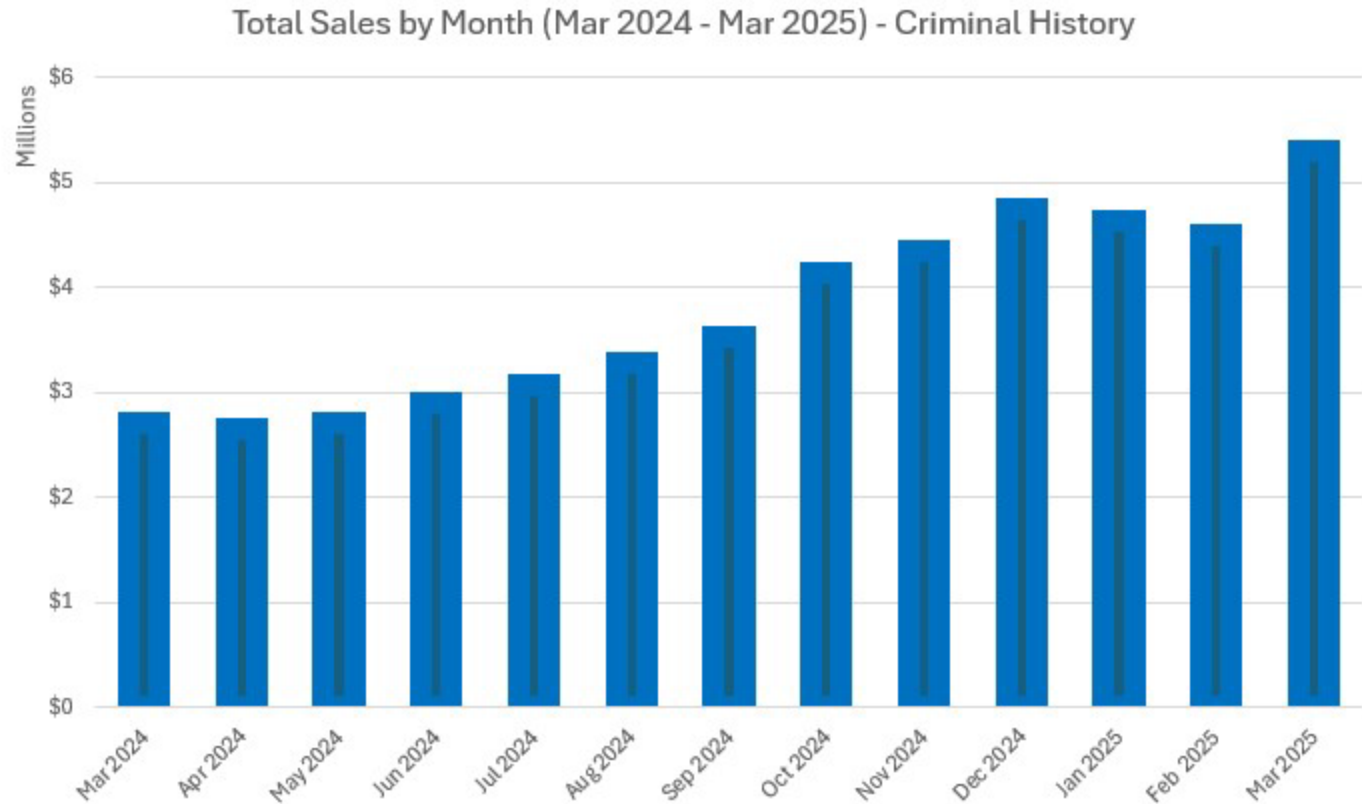


Year Over Year Change, March 2024-March 2025: 123.2%



Total Sales by Month (Mar 2024 - Mar 2025) – Criminal History

Month	Dollar Sales
Mar 2024	\$2,710,522.35
Apr 2024	\$2,649,641.03
May 2024	\$2,705,153.94
Jun 2024	\$2,897,363.79
Jul 2024	\$3,061,984.45
Aug 2024	\$3,288,104.76
Sep 2024	\$3,530,358.02
Oct 2024	\$4,130,629.03
Nov 2024	\$4,352,965.63
Dec 2024	\$4,738,565.69
Jan 2025	\$4,631,720.92
Feb 2025	\$4,505,145.90
Mar 2025	\$5,291,860.13

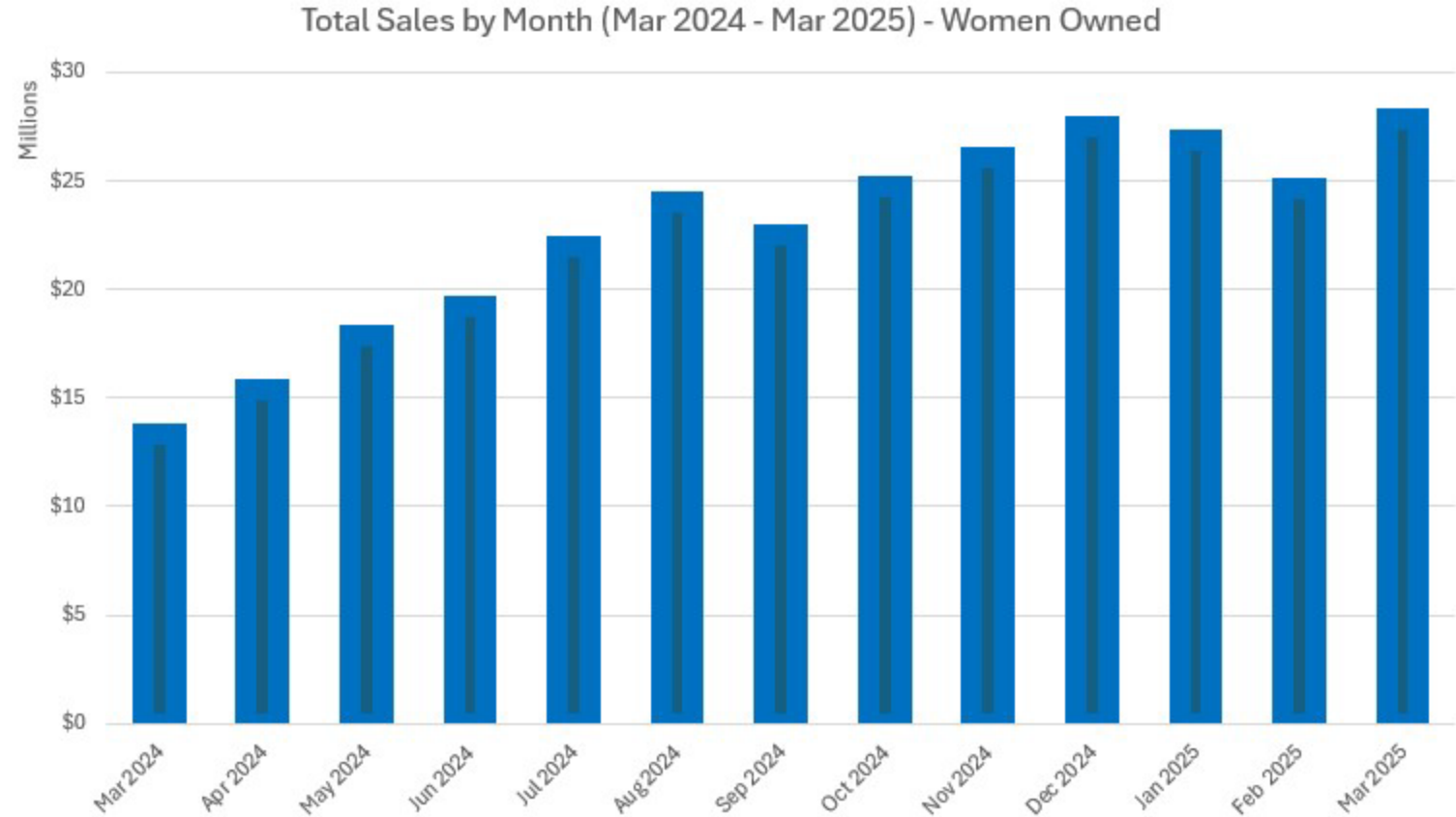


Year Over Year Change, March 2024-March 2025: 95.2%



Total Sales by Month (Mar 2024 - Mar 2025) – Women Owned

<u>Month</u>	<u>Dollar Sales</u>
Mar 2024	\$13,357,421.25
Apr 2024	\$15,353,463.24
May 2024	\$17,921,386.12
Jun 2024	\$19,174,717.16
Jul 2024	\$21,964,266.39
Aug 2024	\$24,056,405.36
Sep 2024	\$22,499,272.84
Oct 2024	\$24,689,168.29
Nov 2024	\$26,095,533.10
Dec 2024	\$27,522,034.18
Jan 2025	\$26,897,509.91
Feb 2025	\$24,624,333.78
Mar 2025	\$27,839,741.82



Year Over Year Change, March 2024-March 2025: 108.4%



Committee Reports




Permitting and Licensing Committee



Permitting/Licensing Committee Report


Extension Requests

21 Conditional License extensions granted from April through May 2025.

 OFFICIAL SITE OF THE STATE OF NEW JERSEY

Governor Phil Murphy • Lt. Governor Sheila Oliver

[NJ.gov](#) | [Services](#) | [Agencies](#) | [FAQs](#) | [Translate](#) | [Get Updates](#) | [Search](#)



[Home](#) [Medicinal Cannabis Program](#) [Safe Use](#) [Find a Dispensary](#) [Cannabis Businesses](#) [Resources](#) [Diversity & Inclusion](#) [News & Events](#) [CRC High Points](#) [About CRC](#)

[Home](#) / [Cannabis Businesses](#) / [Recreational Cannabis Businesses](#)

Recreational Cannabis Businesses

[Apply Here](#)

License Applications

The Cannabis Regulatory Commission issues licenses for medicinal and recreational cannabis business operations in New Jersey. Each business requires a license, which must be active and in good standing, to perform any commercial cannabis activity, including:

- Growing cannabis plants
- Storing cannabis and cannabis products
- Making cannabis products
- Transporting or delivering cannabis and cannabis products
- Selling cannabis and cannabis products
- Testing cannabis and cannabis products

We are currently accepting applications for personal use (recreational) cannabis businesses in the following categories:

- Class 1 Cultivator Licenses

Applying

[Apply for a Business License](#)

[Conditional to Annual Conversion Application](#)

[About Extension Requests](#)

[Application Extension Requests](#)

[License Renewal Application](#)

[Log-in to Existing Account](#)



Permitting/Licensing Committee Report

License/Permit Renewal Process Recommendations

During the renewal process, require applicants to submit the attestation along with all required documents.

Recommendation #1: The Committee recommends keeping the attestation. In addition to the attestation, businesses must submit a new Entity Disclosure Form to the NJ-CRC, except for information requested in Item #7 regarding managers, staff members and employees.

Moreover, the attestation should be amended to remind businesses of their duty to notify any changes to the NJ-CRC and that failure to do so may result in enforcement action.



Permitting/Licensing Committee Report

License/Permit Renewal Process Recommendations

Permit and license renewal materials should be accompanied by a report from Compliance and Investigations documenting the full compliance history of the business from the past 2-3 years.

Recommendation #2: The Committee recommends the issuance of this report to the Board; containing information about serious or repeat complaints received, Notice of Violations (NOVs) issued, whether corrective action plans are implemented, and whether the fine/penalty issued by CRC was paid.



Permitting/Licensing Committee Report

License/Permit Renewal Process Recommendations

Require all cultivators to submit documentation about their electrical and water usage per NJSA 24:6I-37(b)(4).

Recommendation #3: The Committee recommends reviewing similar documentation requirements in other industries to develop appropriate NJ-CRC requirements. This data could not only help us identify but also reward environmentally friendly business practices.



Permitting/Licensing Committee Report

License/Permit Renewal Process Recommendations

Have a business attest that they are abiding to the terms of the labor peace agreement (LPA).

Recommendation #4: Under the CREAMM Act and Honig Act, maintaining an LPA is an ongoing condition of licensure. The Committee recommends that the NJ-CRC request that, as part of the approval process, a bona fide labor organization submit an attestation stating whether (1) it meets the criteria for being a bona fide labor organization, (2) it has indeed entered into an LPA with the licensee, and (3) the union is complying with its end of the agreement.



Public Notices and Publications



2024 Annual Report on Adult-use and Medicinal Cannabis Activities

- Combines the regulatory and operational activities related to medicinal and adult-use cannabis
- Required components:
 - De-identified Medicinal Cannabis Program patient data
 - Data on licenses issued
 - Demographic data of licensed businesses
 - Summary of NJ-CRC's major activities and initiatives



2024 Annual Report on Adult-use and Medicinal Cannabis Activities

- Licensing
 - 197 new operational licenses
 - 6,050 industry employees
- Medicinal Cannabis Program enrollment
 - 67,119 active patients
 - 4,530 active caregivers



2024 Annual Report on Adult-use and Medicinal Cannabis Activities

- Sales
 - \$83.9 million in medicinal cannabis sales
 - \$1.0 billion adult-use cannabis sales
- Stakeholder engagement
 - 12 Medicinal Cannabis Program registration clinics
 - Listening sessions on licensing process, packaging, labeling, and patient access



Vote:

**To approve the 2024 annual report on
adult-use and medicinal cannabis**



SEEF Report

Social Equity Excise Fee & Public Recommendations

June 12, 2025

Commissioner Sam Delgado



SEEF Report

About the NJ-CRC

- Independent agency launched April 12, 2021
- 2,871 recreational applications submitted
- 70% diversely-owned businesses
- 25% social equity businesses
- 5 commissioners, 1 executive director
- Mission: safety, equity, inclusion



SEEF Report

What is the Social Equity Excise Fee (SEEF)?

- Per-ounce flat fee on adult-use cannabis cultivation
- 2025 rate: \$2.50/oz (was \$1.24 in 2024)
- Collected from cultivators
- FY2025: \$6.5M (estimated)
- FY2026: \$11M projected
- Underage Deterrence and Prevention Account (15% \$975,000)
- \$6.5M FY 2025 Recommended Programs



SEEF Report

Statutory Mandate for SEEF

- NJ-CRC makes recommendations only
- 3 regional public hearings required
- Funds for:
 - Financial assistance
 - Impact Zones
 - Education and economic opportunities
 - Community health



SEEF Report

Public Engagement Process

- February 2025: 3 virtual public hearings
- 13 speakers, 12 written comment submissions
- Promoted via NJ-CRC channels
- Videos available on website



SEEF Report

Public Recommendations – Key Categories

1. Economic and community development
2. Criminal justice reform and reinvestment
3. Workforce development and youth services
4. Public health



SEEF Report

Economic and Community Development

- Grants and loans for equity businesses
- Support higher education and libraries



SEEF Report

Criminal Justice Reform and Reinvestment

- No SEEF funds for law enforcement
- Support violence prevention
- Reentry: education and vocational programs



SEEF Report

Workforce Development and Youth Services

- Scholarship and vocational training
- Cannabis-specific apprenticeships
- Youth afterschool and safe spaces



SEEF Report

Public Health

- Expanded healthcare in impacted areas
- Maternal health programs
- Physician education
- Harm-reduction services



SEEF Report

Current SEEF Fund Status

- March 2025: \$5.129M undisbursed
- FY2025: \$6.5M (estimated)
- FY2026: ~\$11.629M (projected)



SEEF Report

Final Recommendations and Next Steps

- Invest SEEF in:
 - Grants and loans for equity cannabis businesses
 - Public-driven priority programs



SEEF Report

Thank You

- Thanks to:
 - The public and stakeholders
 - Collaborate with Legislature and partners
 - NJ-CRC staff
- Commitment to transparency and equity



Vote:

To approve the SEEF report



Change in Capacity, Physical Plant, or Premises



Canopy, Physical Plant Changes

- Brighterside Canopy LLC
 - **Requesting a modification of their physical plant to allow the addition of a third grow room, staging room, and a secured storage room.**
- GTI NJ Hackettstown
 - **Requesting an increase of cultivation tier from Tier II to Tier III to allow canopy growth between 25,000 sq.ft. and 50,000 sq.ft.**



Vote:
**To approve applications for a
change in capacity, physical plant,
or premises**



Ownership Transfer Applications:

- Sun Extractions
 - **Change in ownership structure**
- Union Chill Cannabis Company
 - **Change in ownership structure**
- Lemon 22 LLC
 - **Change in ownership structure**



Ownership Transfer Applications:

- MOM New Jersey LLC
 - **Change in ownership structure**
- Green Group Grows NJ LLC
 - **Change in ownership structure**
- Nimbus Farms Inc.
 - **Transfer of ownership**



Vote:

**To approve ownership change
applications**



Cannabis Business Applications



Conditional-to-Annual Conversion Applications



Conditional-to-Annual License Conversion Applications

- 4 conditional-to-annual conversion licenses
 - 2 cultivators
 - 2 retailers



Adult-Use: Consideration of Conditional-to-Annual license conversion applications

Recommendation:

No.	Application ID	Applicant Business Name	License Class	Business Category
1	19271	Skinner Farms LLC	Cultivator	Microbusiness
2	2187	Megaleaf LLC	Cultivator	Microbusiness
3	10859	Lilac Dispensary LLC	Retailer	Standard
4	7806	Nice Dreamz LLC	Retailer	Standard



Vote:

To approve 4 Conditional-to-Annual Conversion license applications



Annual Applications



Annual license applications

- 9 annual licenses
 - 2 cultivators
 - 5 manufacturers
 - 2 retailers



Adult-Use: Consideration of annual license applications

Recommendation:

No.	Application ID	Applicant Business Name	License Class	Business Category
1	19567	Eastern Tiger LLC	Cultivator	Standard
2	19574	Eastern Tiger LLC	Manufacturer	Standard
3	21997	High End Gardens	Cultivator	Standard
4	21998	High End Gardens	Manufacturer	Standard
5	10788	Mr Nice Guys AC LLC	Manufacturer	Standard



Adult-Use: Consideration of annual license applications

Recommendation:

No.	Application ID	Applicant Business Name	License Class	Business Category
6	11803	Natural Apothecary	Manufacturer	Standard
7	17067	Reilly Farms LLC	Manufacturer	Standard
8	10784	Mr Nice Guys AC LLC	Retailer	Standard
9	18185	The Smugglers Club Rockaway LLC	Retailer	Standard



Vote:
**To approve 9 Annual
license applications**



Annual Renewal Applications



Annual license renewals

- Green Medicine NJ LLC (1)
- Theory Wellness NJ LLC (1)



First year of
operations



Annual license renewals

- MPX New Jersey (1)
- NJ Leaf (1)
- The Social Leaf (1)
- West Orange Farms (1)
- Ginger Hale (1)
- Simply Pure Trenton NJ Inc (1)
- Treeotics LLC (1)
- Prolific Growhouse (1)

Adult-Use
Licenses



Vote:

**To approve 10 Annual
Renewal license applications**



Cases and Petitions



ATC Identification Card

Recommendation on Rehabilitation:

- *Reinstatement of employee identification card*
- Regarding **2 ATC employees** and **1 adult-use employee**
- Received notice that criminal history check revealed disqualifying conviction
- Employee was given opportunity to challenge the accuracy of their criminal history results and/or request a determination of rehabilitation



Vote:
To approve rehabilitation
for 2 ATC employees,
1 adult-use employee



Waiver Requests



Waiver Number	Entity Name	Request
WR008	Noble Valley Harvest Company	Requested waiver of N.J.A.C. 17:30-7.17(d)(5) to waive the expanded Alternative Treatment Center (ATC) certification fee for medicinal cannabis cultivators

Vote:



Waiver Number	Entity Name	Request
WR024	Nova Farms Woodbury LLC	Waiver of the requirement under N.J.A.C. 17:30-16.3(b)(5) that cannabis packaging includes a barcode. In lieu of a bar code, the entity requests to use a QR code

Vote:



Notices of Enforcement Actions



Enforcement Actions

- **Columbia Care (INV-02-25)**
 - Failure to adhere to labor-related regulatory and statutory requirements
- **Prolific Growhouse (INV-04-25)**
 - Failure to adhere to its Standard Operating Procedures, as well as multiple regulatory and statutory requirements in the Jake Honig Act, the CREAMM Act, and their implementing regulations



Enforcement Actions

- **Baked by the River (INV-205-24)**
 - Failure to adhere to the Adult Use regulations and statutory requirements relating to sampling of cannabis and cannabis products
- **Aunt Mary's (INV-30-25)**
 - Failure to adhere to Adult Use regulations relating to expiration dates of cannabis and cannabis products



Vote:

**To approve enforcement
action on INV-02-25**



Vote:

**To approve enforcement
action on INV-04-25**



Vote:

**To approve enforcement
action on INV-205-24**



Vote:

**To approve enforcement
action on INV-30-25**



Public comment

1. Speakers signed up in advance.
2. 3 minutes per speaker.
3. Please be respectful, concise and on-topic to issues the Commission has the power to address and/or should be aware of.
4. Do not use this time to market or advertise private businesses.
5. May also submit comments in writing at NJ.gov/cannabis/meetings



Adjournment

Details for our next meeting on Thursday, July 10, at 11 a.m., via Zoom, will be posted on nj.gov/cannabis/meetings

nj.gov/cannabis

609-376-7300