





December 17, 2025



Agenda

- Call to order and roll call
- Closed executive session (Anticipated 2 hours)
- Approval of prior meeting minutes
- Executive Director's report
- Committee Reports
 - Public Engagement and Education Committee
 - Permitting & Licensing Committee
- Public notices and publications
 - 2026 regular meeting schedule
 - Adjustment of Social Equity Excise Fee for calendar year 2026
 - Certification of sufficient cannabis testing capacity



Agenda

- Applications for permit or license changes
 - Business conversions
 - Change in capacity, physical plant, or premises
 - Ownership changes
- Cannabis business applications
 - Conditional-to-annual conversions
 - Annual licenses
 - Expanded ATC certifications
 - Annual license renewals
 - Medicinal Permit renewals
- Cases and petitions
 - Determination of rehabilitation
 - Waivers



Agenda

- Notices of enforcement actions
 - INV-89-2025
 - INV-111-2025
 - INV-122-2025
 - INV-124-2025
 - INV-128-2025
 - INV-141-2025
- Public comment
- Adjournment



Call to Order and Roll Call



Closed Executive Session

(Approximately 2 hours)



Approval of Prior Meeting Minutes



Executive Director's Report



Updates on Dispensary Openings

More than 270 medicinal and recreational dispensaries open in 21 counties.



New Dispensaries

- Beyond Hello Little Ferry
- Carry-On Dispensary, Williamstown
- Gas & Grass, Lake Hopatcong
- GW Leaf Dispensary, Fort Lee
- High End Gardens, Sussex
- HZY Goods, East Orange
- INSA Coastline Dispensary, Cape May Courthouse
- Jersey Dispensary, Jersey City
- Juniper Lane NJ, Atlantic City
- Kota Canna, Plainfield
- Milligrams, Mount Laurel
- NJ Leaf Keansburg
- Vigor Dispensary, Matawan
- The Wildflower Market, Tinton Falls





Licensing Update – Total Licenses Approved

- as of November 18, 2025

- **Total 3,128 applications submitted**
- 2,412 applications have been approved
- 316 applications are under review in the Office of Licensing
- 209 applications are pending resubmission following cure
- 175 applications under review in the Office of Compliance & Investigations



Licensing Update – Total Recreational Licenses Approved

- as of December 3, 2025

- 1,654 conditionals
- 462 conditional-to-annual conversions
- 305 annuals
- 84 expanded ATCs
- **397 Total: operating licenses (AU) and permits (Med) issued**



Applications up for Consideration

- 7 conditional-to-annual conversions
- 10 annuals
- 2 expanded ATC certifications
- 41 annual license renewals
- ~~90~~ 86 medicinal license renewals



Current Patient Enrollment Numbers

- as of December 15, 2025

- Total patients: 51,776
- Caregivers: 3,388
- Doctors: 1,545



Seed to Sale Data Update

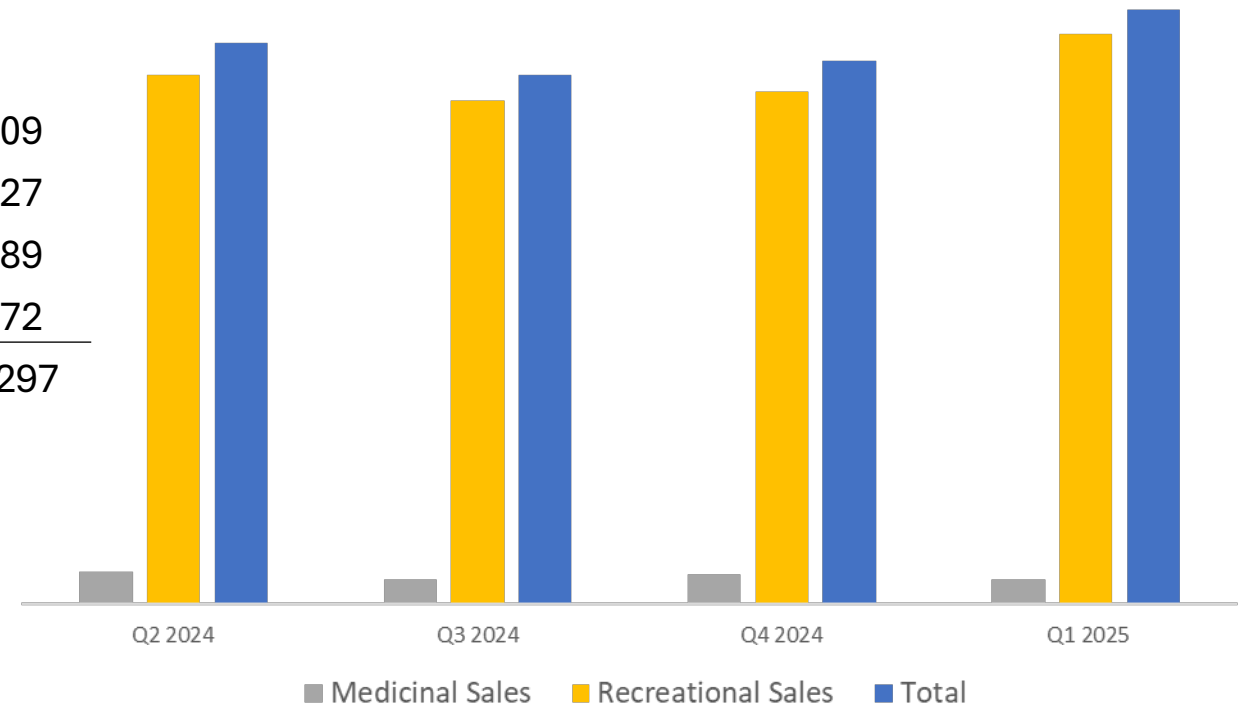


Medicinal & Recreational Sales (Last Four Quarters*)

Quarter	Medicinal Sales	Recreational Sales	Total
Q4 2024	\$16,986,012	\$277,203,897	\$294,189,909
Q1 2025	\$12,970,358	\$263,986,769	\$276,957,127
Q2 2025	\$15,754,701	\$268,609,188	\$284,363,889
Q3 2025	\$12,824,648	\$298,858,724	\$311,683,372
Grand Total	\$58,535,719	\$1,108,658,578	\$1,167,194,297

Year Over Year Change, Q3 2024 – Q3 2025: 12.3%

NJ Cannabis Sales (Last 4 Quarters)

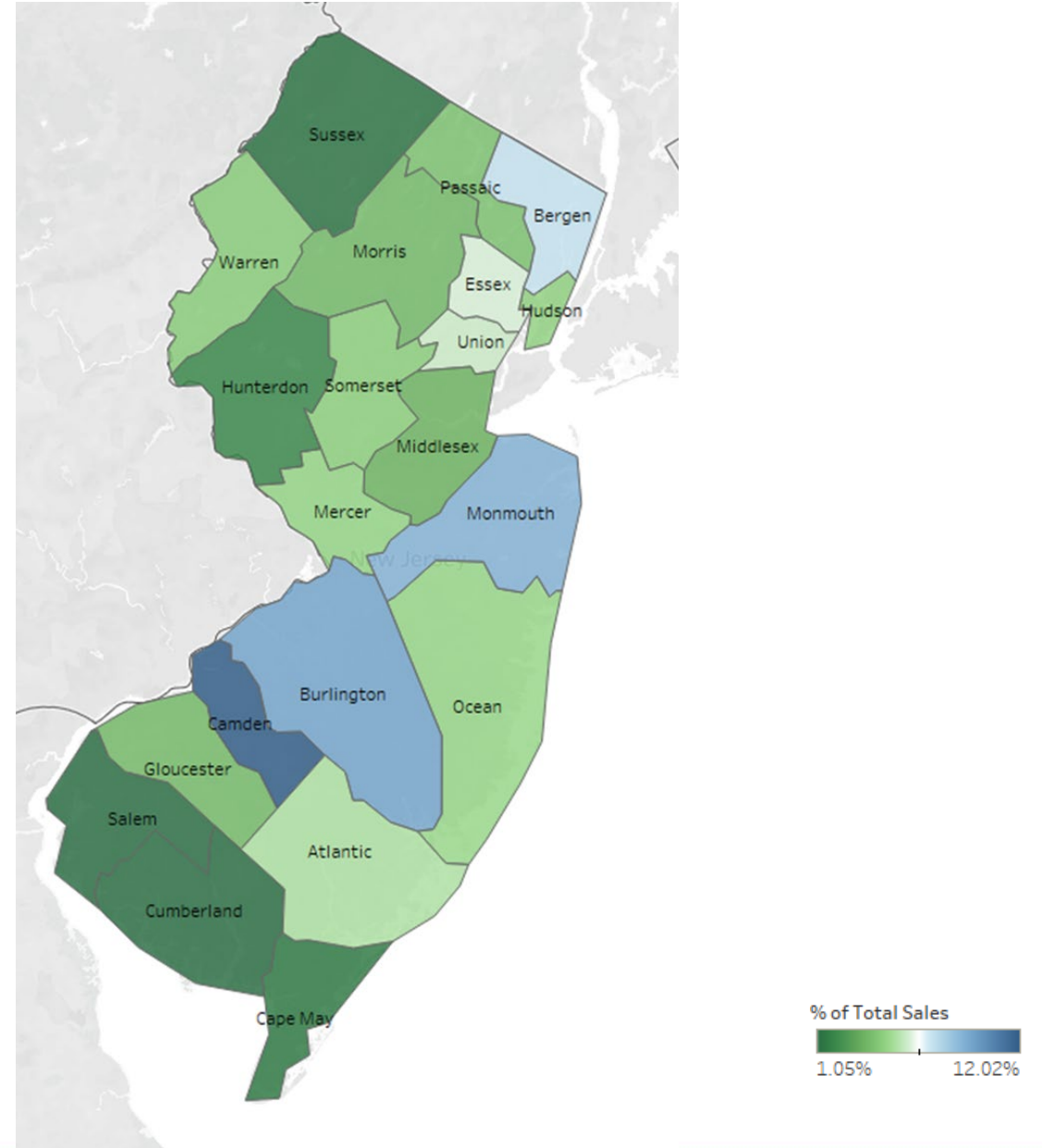


Q2 2025 sales are Metrc Sales and not yet certified



Combined Sales Distribution By County (2025 YTD)

<u>County</u>	<u>Percent of Total Sales</u>
Camden	12%
Burlington	9%
Monmouth	9%
Bergen	7%
Essex	6%
Union	6%
Atlantic	5%
Ocean	5%
Mercer	5%
Hudson	5%
Somerset	5%
Warren	4%
Passaic	4%
Gloucester	4%
Morris	4%
Middlesex	4%
Hunterdon	2%
Cape May	1%
Sussex	1%
Salem	1%
Cumberland	1%

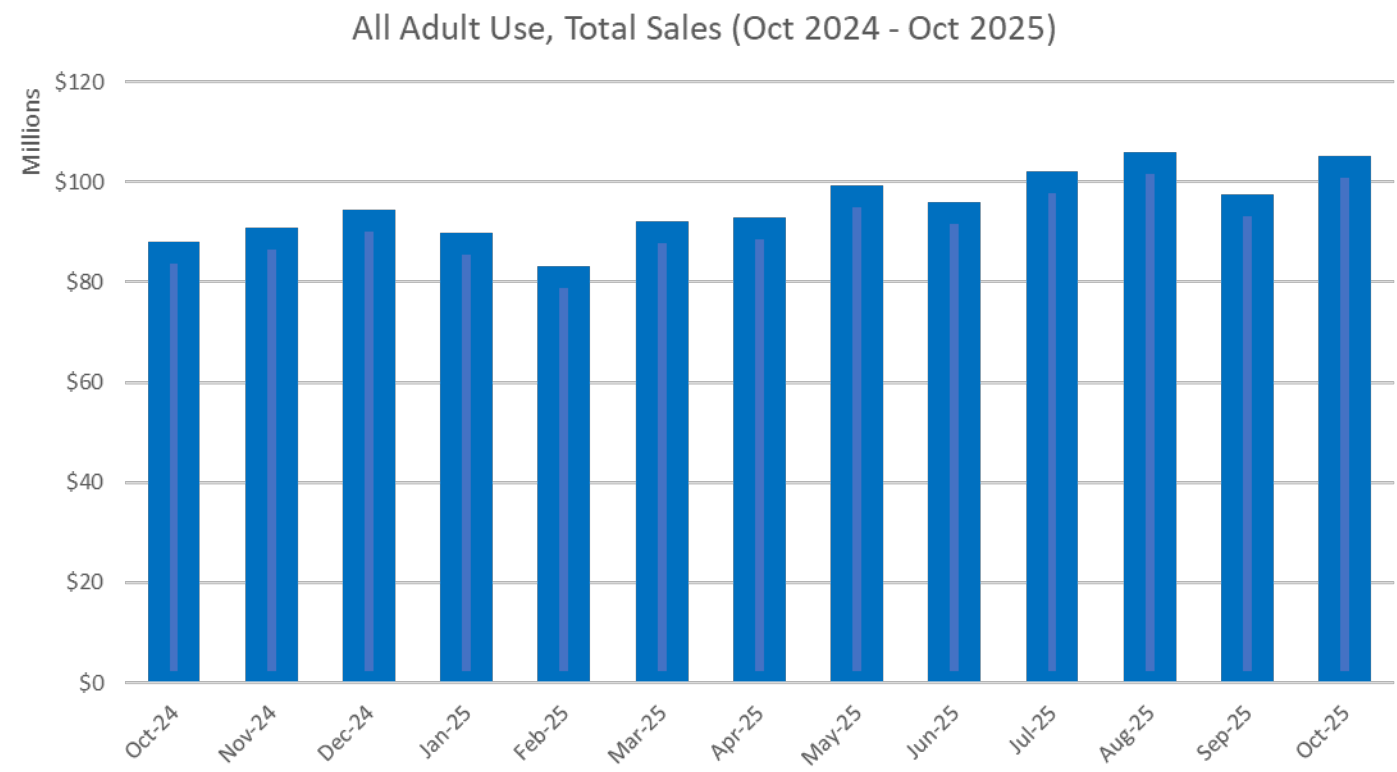




All Adult Use, Total Sales by Month (Last 13 Months)

Year Over Year Change, Oct 2024 - Oct 2025: 19.88%

Month	Dollar Sales
Oct-24	\$85,838,572
Nov-24	\$88,680,755
Dec-24	\$92,224,451
Jan-25	\$87,747,103
Feb-25	\$81,096,149
Mar-25	\$90,078,901
Apr-25	\$90,779,492
May-25	\$97,042,310
Jun-25	\$93,823,953
Jul-25	\$99,827,945
Aug-25	\$103,681,750
Sep-25	\$95,349,028
Oct-25	\$102,909,973

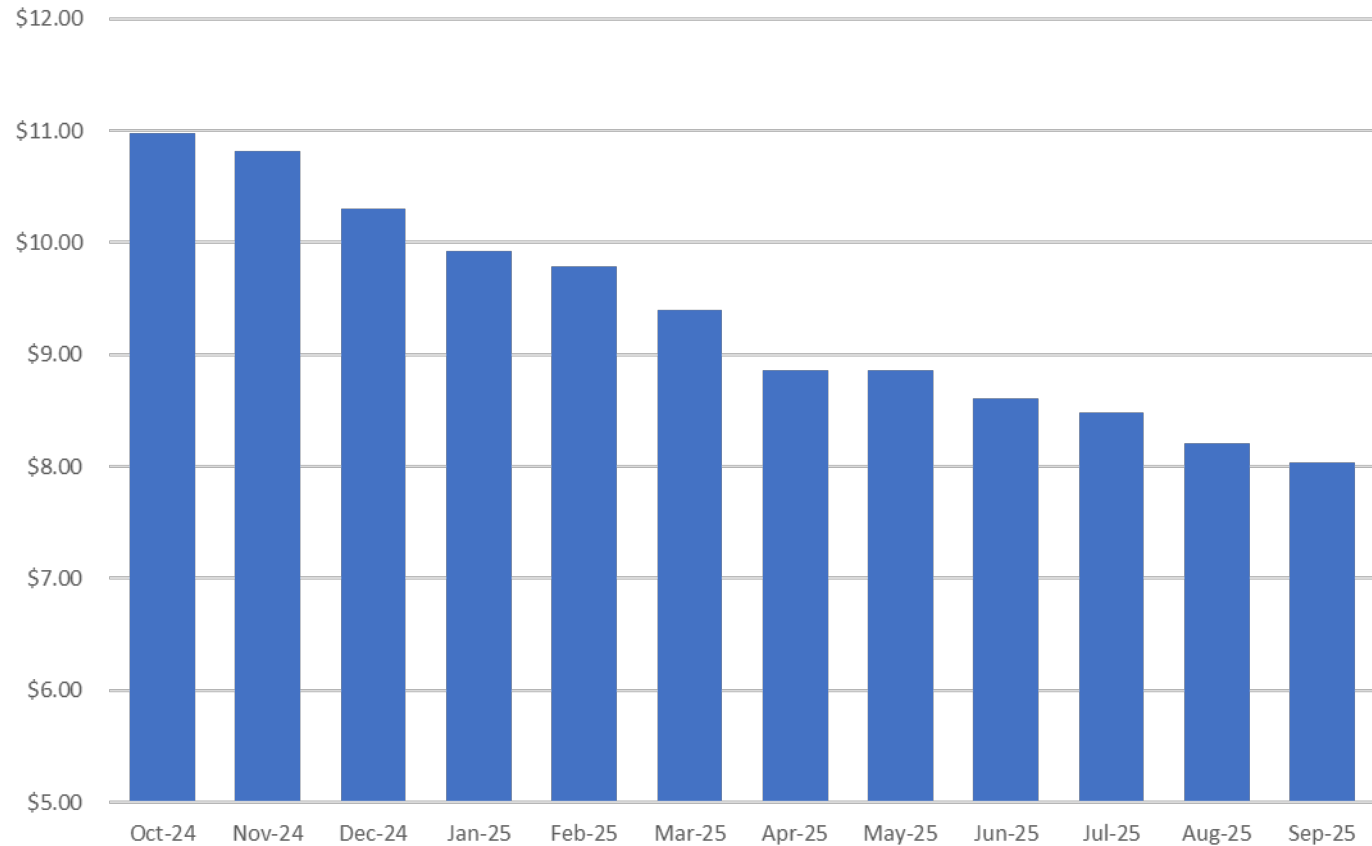




Adult Use Bud/Flower Price Per Gram (Last 13 Months)

<u>Month</u>	<u>Price Per Gram</u>
Oct-24	\$10.98
Nov-24	\$10.82
Dec-24	\$10.30
Jan-25	\$9.92
Feb-25	\$9.79
Mar-25	\$9.40
Apr-25	\$8.86
May-25	\$8.85
Jun-25	\$8.61
Jul-25	\$8.48
Aug-25	\$8.21
Sep-25	\$8.03
Oct-25	\$8.09

Adult Use Price Per Gram (Last 12 Months)



Year Over Year Change, October 2024 - October 2025: -26.3%

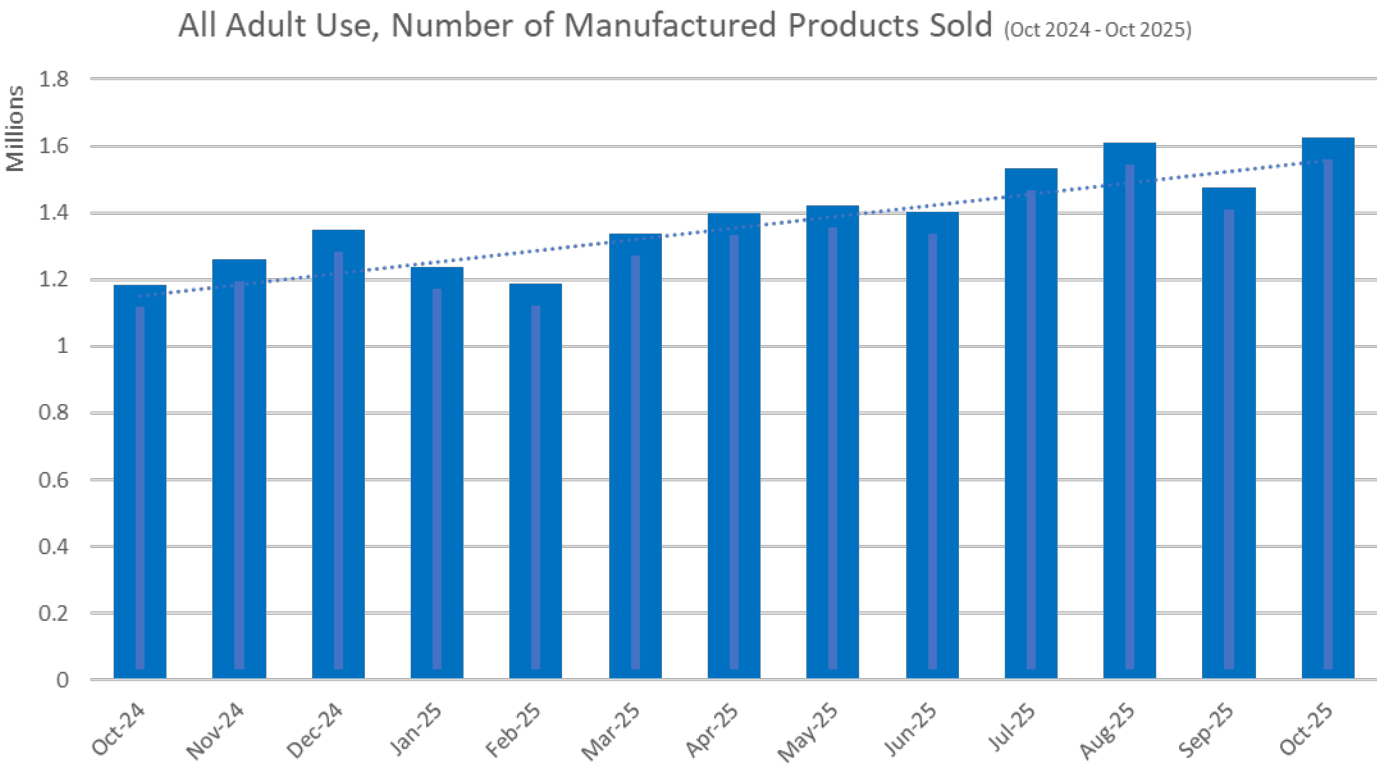


Adult Use Manufactured Products Sold by Month

(Last 13 Months)

Year Over Year Change, Oct 2024 - Oct 2025: 38.6%

Month	Number of Items Sold
Oct-24	1,149,048
Nov-24	1,226,804
Dec-24	1,315,538
Jan-25	1,203,709
Feb-25	1,154,163
Mar-25	1,303,563
Apr-25	1,366,043
May-25	1,390,652
Jun-25	1,370,826
Jul-25	1,499,119
Aug-25	1,576,115
Sep-25	1,444,008
Oct-25	1,593,080

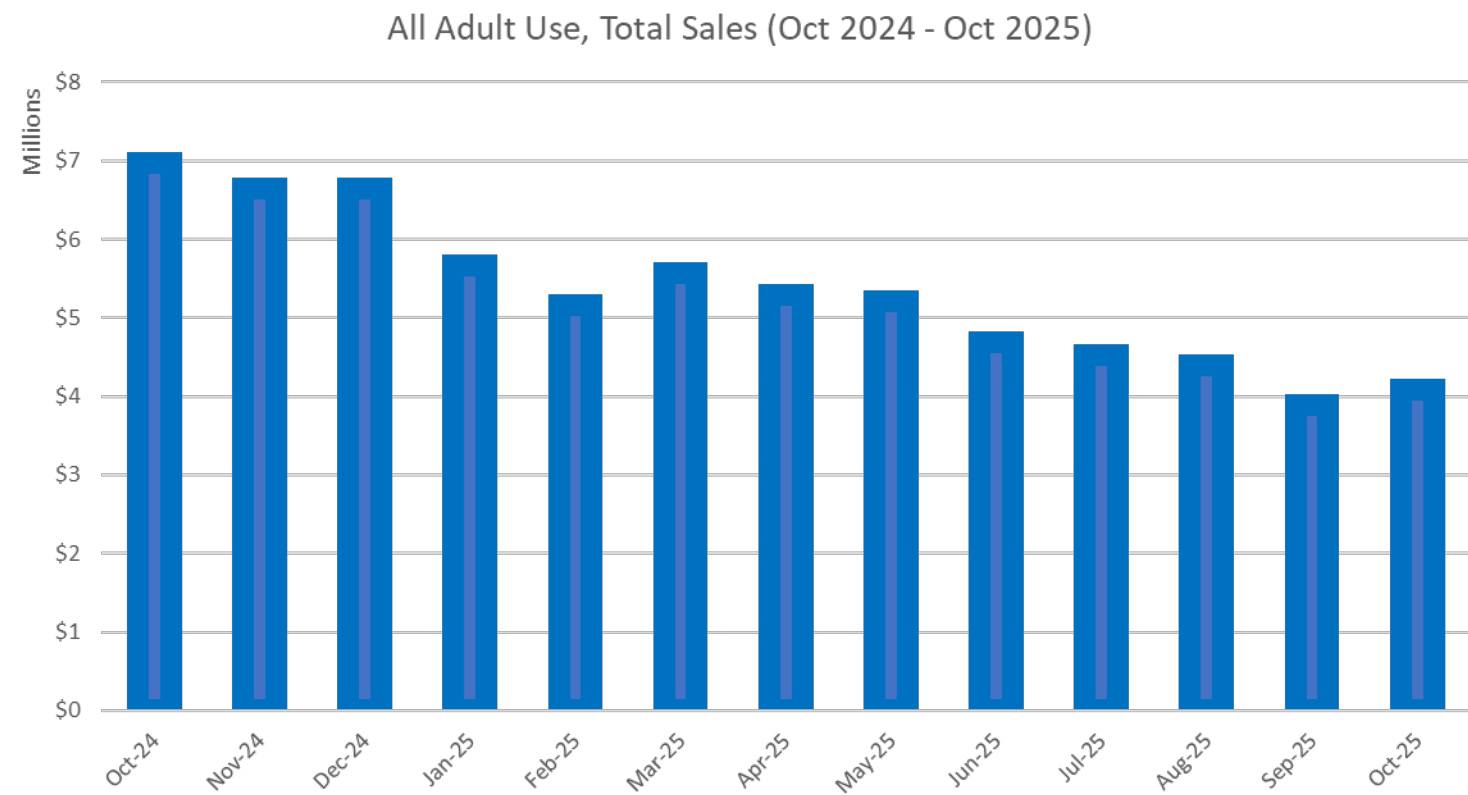




Medicinal, Total Sales by Month (Last 13 Months)

Year Over Year Change, Oct 2024 - Oct 2025: -41.5%

Month	Dollar Sales
Oct-24	\$6,965,069
Nov-24	\$6,641,405
Dec-24	\$6,639,127
Jan-25	\$5,671,738
Feb-25	\$5,166,986
Mar-25	\$5,571,964
Apr-25	\$5,297,001
May-25	\$5,207,815
Jun-25	\$4,694,300
Jul-25	\$4,528,987
Aug-25	\$4,400,666
Sep-25	\$3,894,995
Oct-25	\$4,075,112

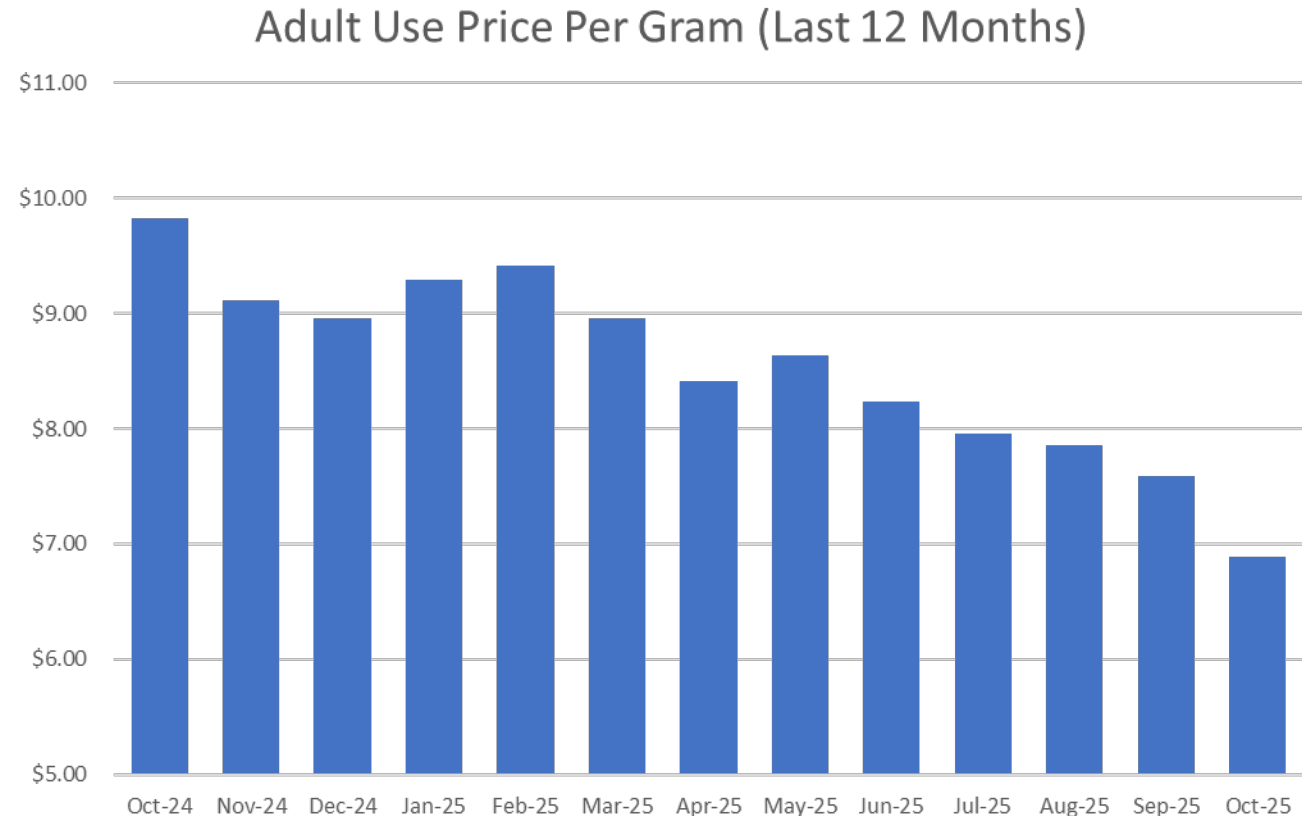


Note: NJ Dept of Treasury certified cannabis related sales can be found [the NJ-CRC Reports page](#). Sales figures found in our public meeting slide decks include point-in-time and monthly estimates based on data from the Metrc Seed-to-Sale tracking system. Metrc data does not include related items such as clothing and paraphernalia that are included in the certified sales from Treasury. In addition, all sales data may change retroactively when subsequent quarters are reported by Treasury, or new Metrc reports are run. This occurs when data from licensees is submitted late to Treasury, or adjustments are made in Metrc to correct input errors.



Medicinal Bud/Flower Price Per Gram (Last 13 Months)

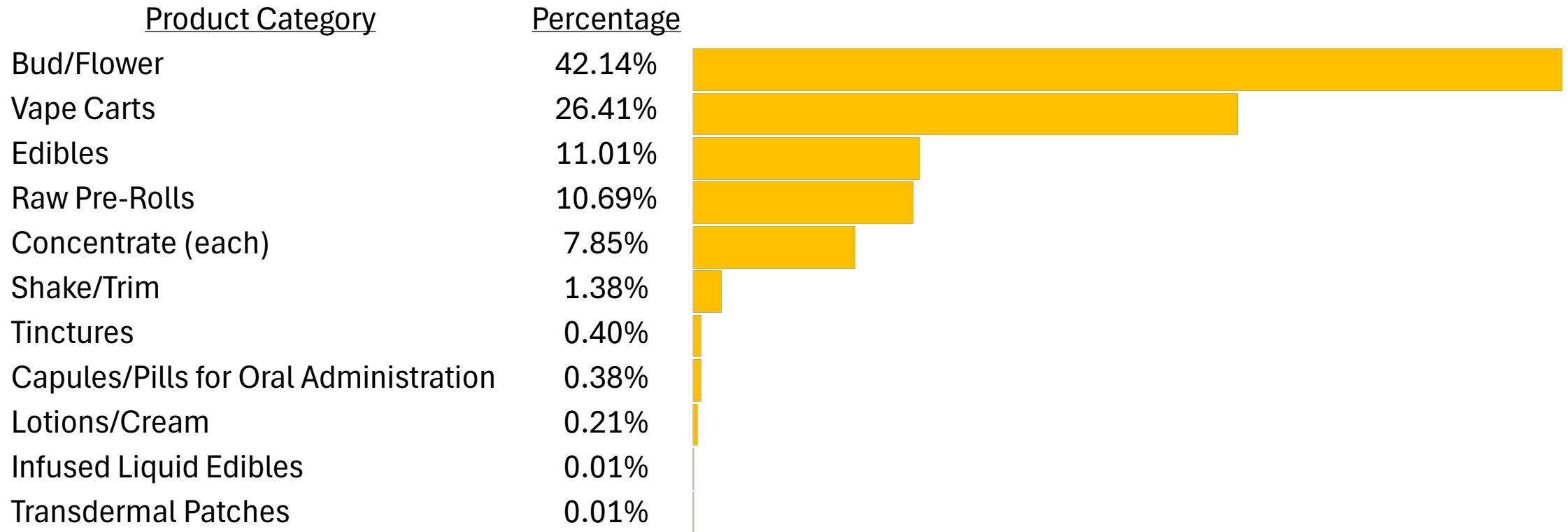
<u>Month</u>	<u>Price Per Gram</u>
Oct-24	\$9.83
Nov-24	\$9.11
Dec-24	\$8.96
Jan-25	\$9.29
Feb-25	\$9.42
Mar-25	\$8.96
Apr-25	\$8.41
May-25	\$8.64
Jun-25	\$8.23
Jul-25	\$7.95
Aug-25	\$7.86
Sep-25	\$7.59
Oct-25	\$6.89



Year Over Year Change, October 2024 - October 2025: -29.9%



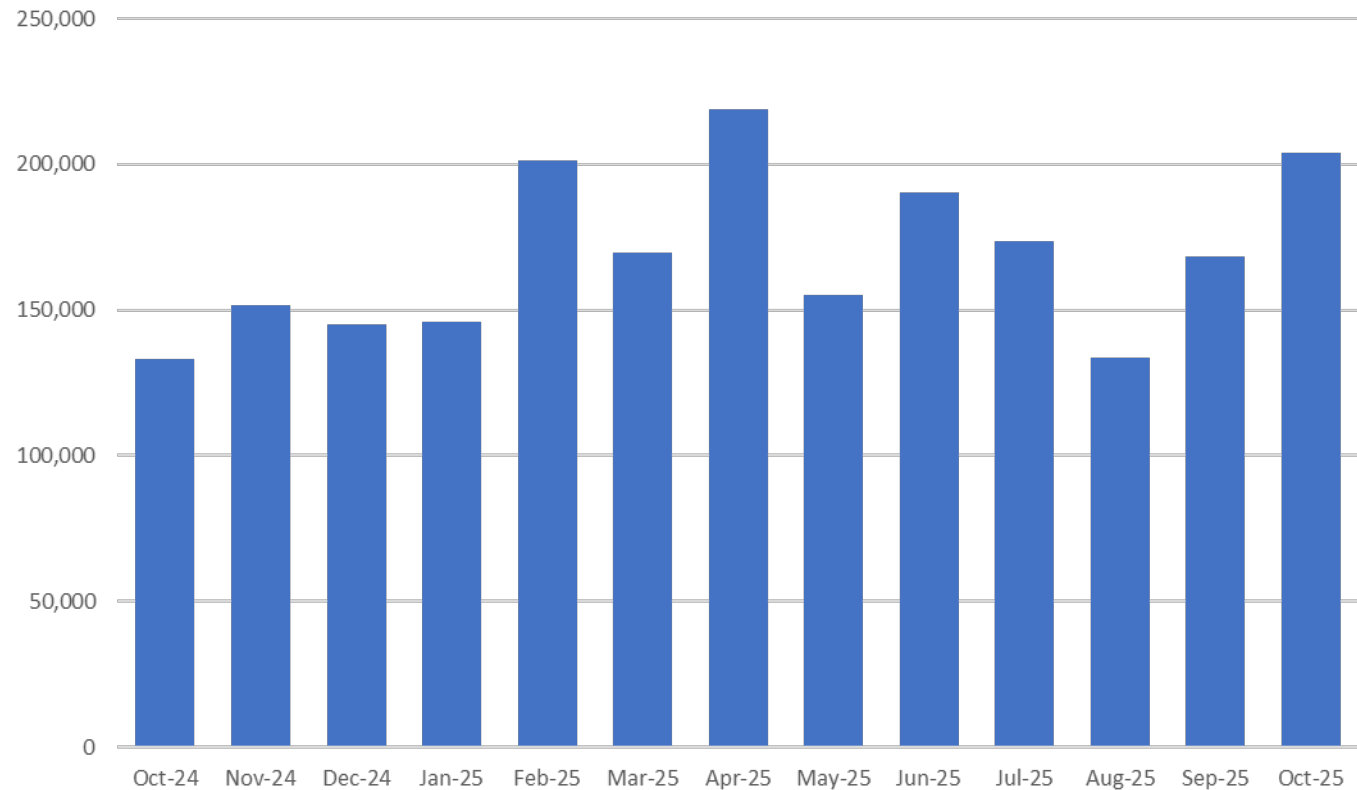
Adult Use Product Mix by Category (2025 YTD)





Pounds Harvested by Month (Last 13 Months/Wet Weight)

<u>Month</u>	<u>Pounds Harvested (Wet)</u>
Oct-24	133,008
Nov-24	151,389
Dec-24	145,138
Jan-25	145,707
Feb-25	201,404
Mar-25	169,684
Apr-25	218,937
May-25	155,206
Jun-25	190,137
Jul-25	173,762
Aug-25	133,512
Sep-25	168,350
Oct-25	203,711
Total	2,189,947



Year Over Year Change, October 2024 - October 2025: 53.2%

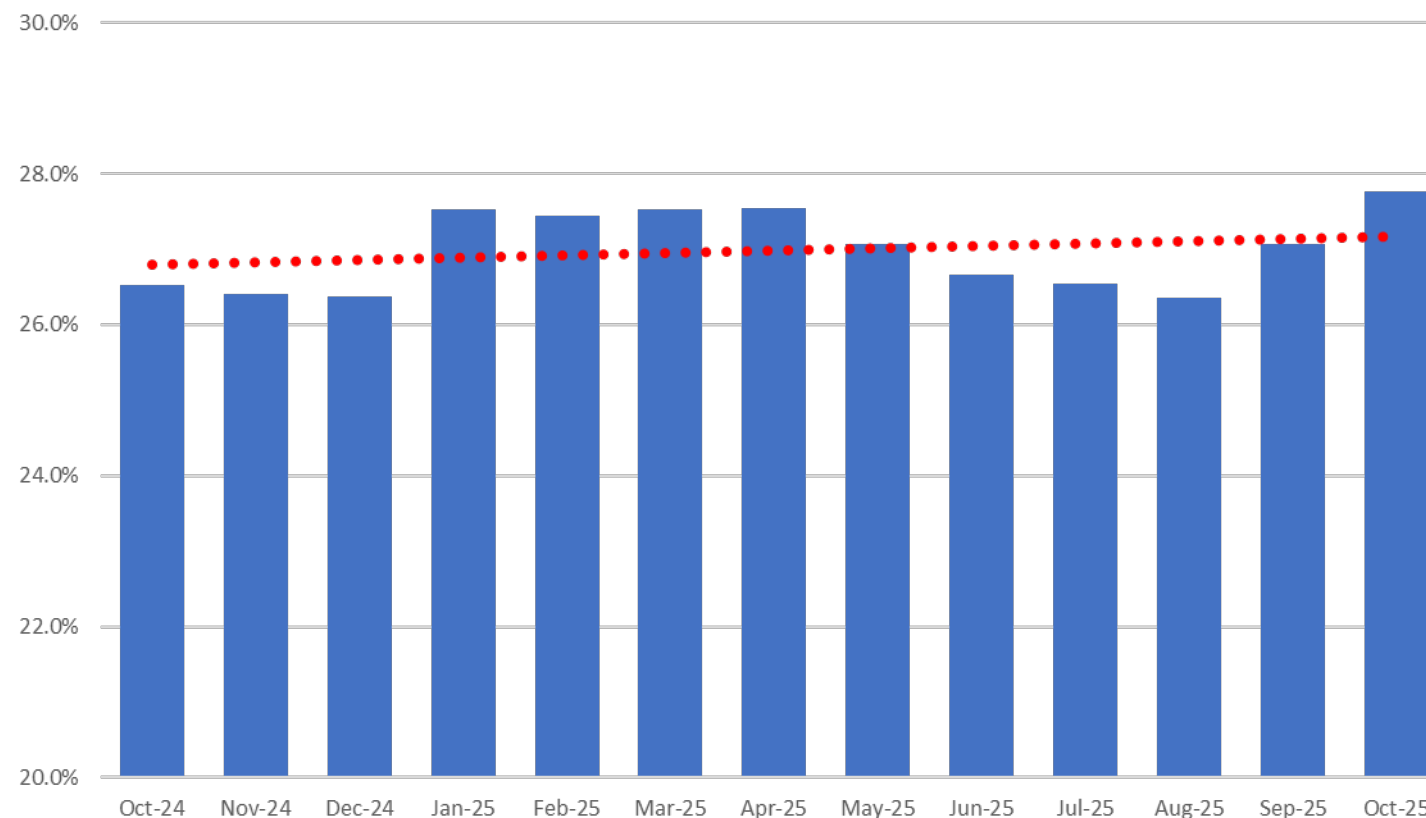


THCA Testing Value Averages (Last 13 Months)

YoY Increase from October 2024: 1.3%

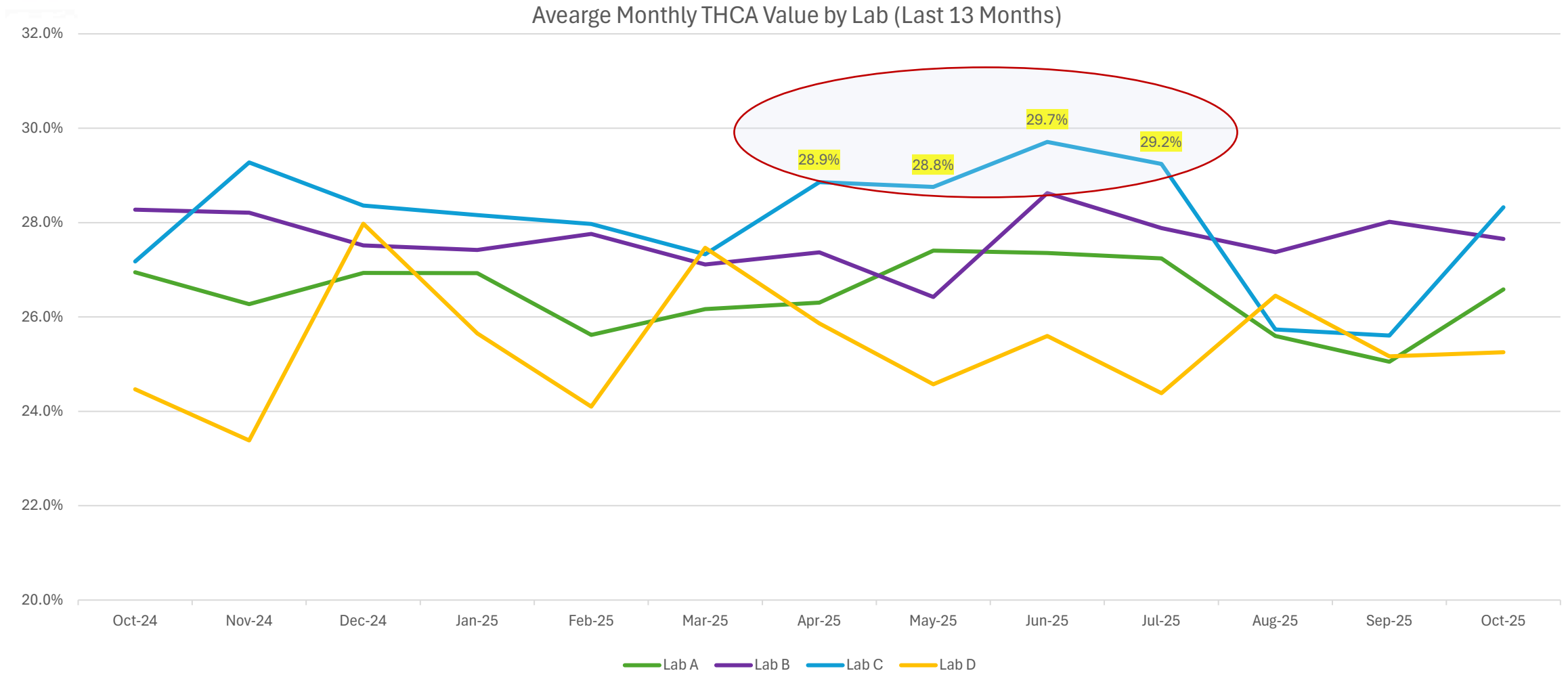
YoY Change from October 2024: 4.7%

Month	Avg THCA Test Result
Oct-24	26.5%
Nov-24	26.4%
Dec-24	26.4%
Jan-25	27.5%
Feb-25	27.4%
Mar-25	27.5%
Apr-25	27.5%
May-25	27.1%
Jun-25	26.7%
Jul-25	26.5%
Aug-25	26.4%
Sep-25	27.1%
Oct-25	27.8%





THCA Testing Value Averages By Lab (Last 13 Months)

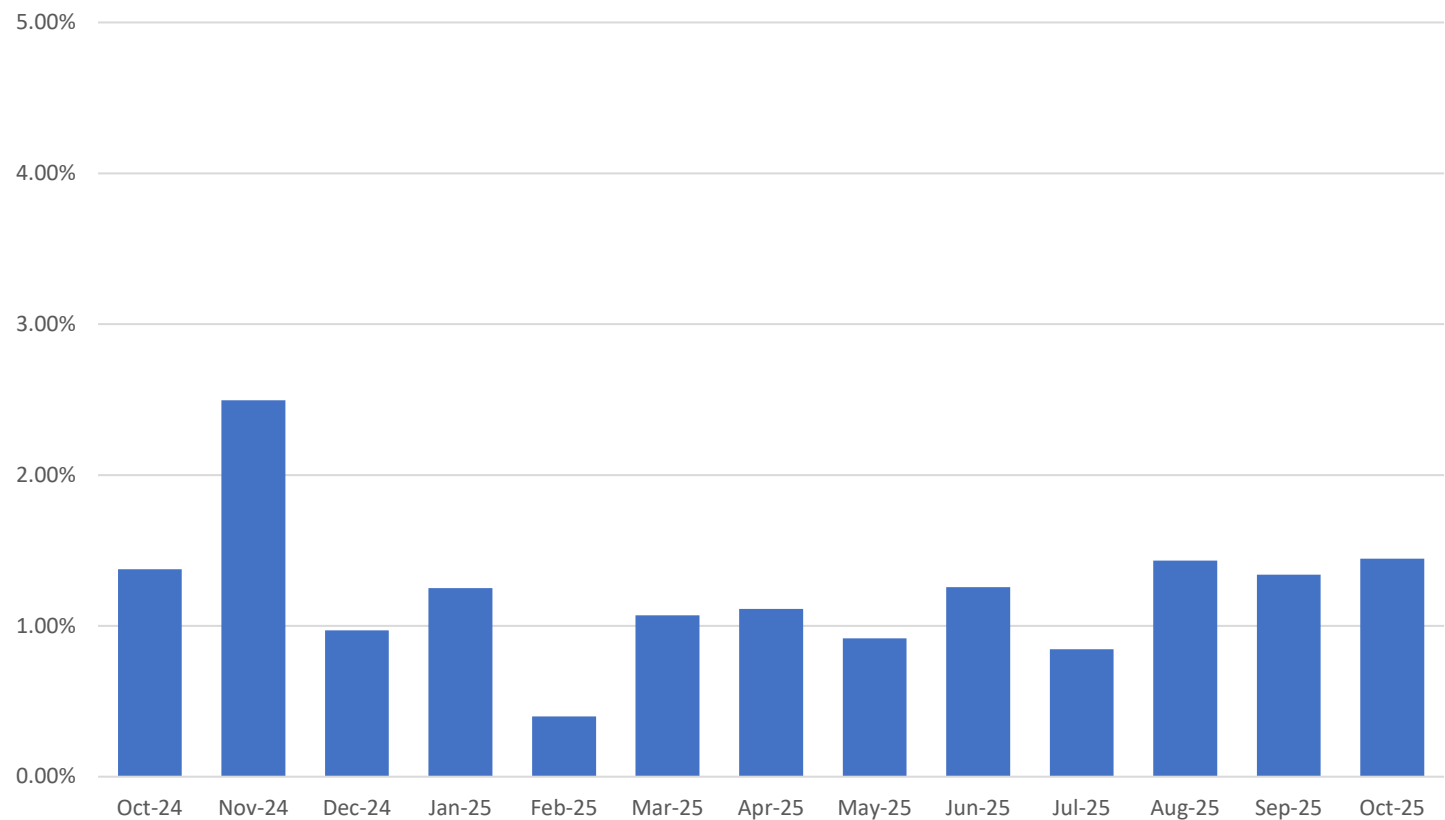




Total Yeast and Mold Failure Rates (Last 13 Months)

Change from October 2024 - October 2025: 5.1%

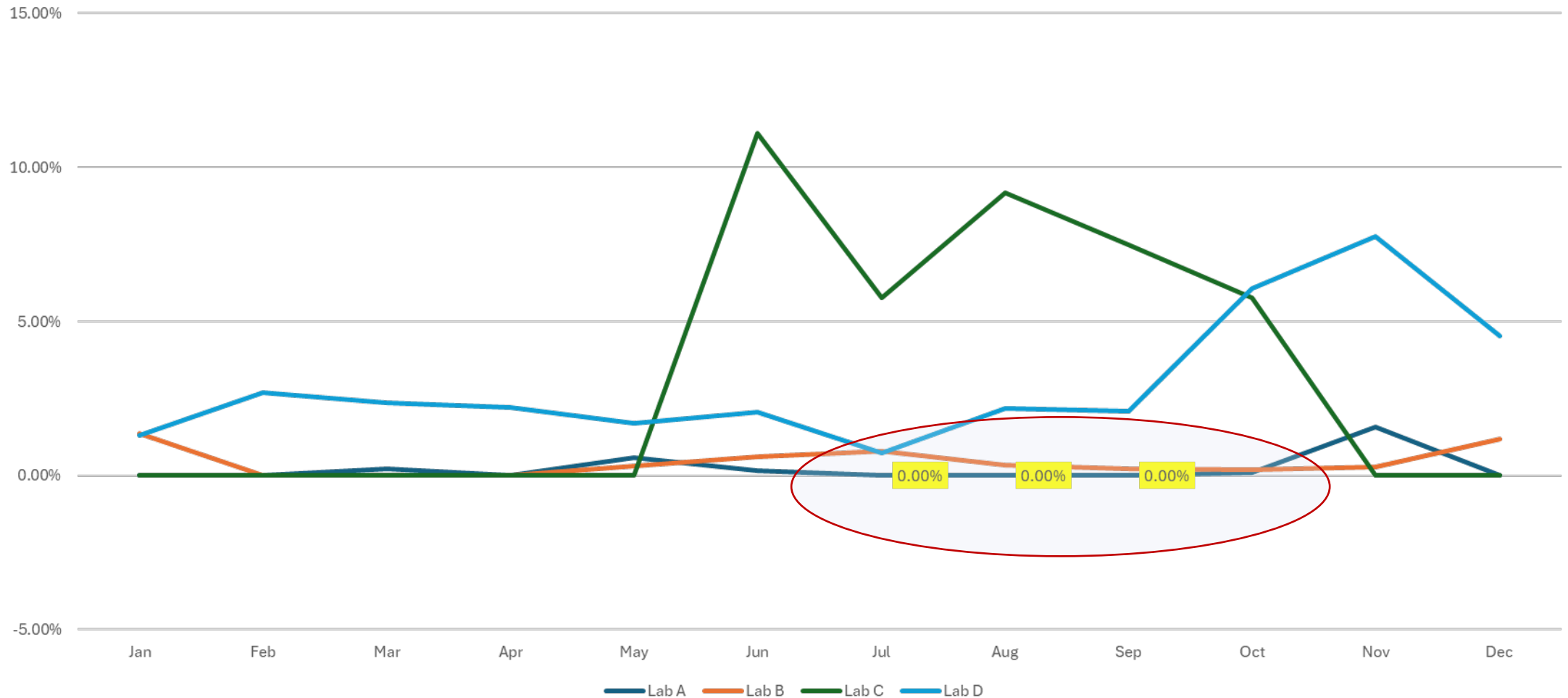
Month	Avg THCA Test Result
Oct-24	1.38%
Nov-24	2.49%
Dec-24	0.97%
Jan-25	1.25%
Feb-25	0.40%
Mar-25	1.07%
Apr-25	1.11%
May-25	0.92%
Jun-25	1.26%
Jul-25	0.84%
Aug-25	1.43%
Sep-25	1.34%
Oct-25	1.44%
Total	1.22%





TY&M Testing Value Averages By Lab (2025 YTD)

Average Total Yeast & Mold Values by Testing Lab (Last 13 Months)





Total Yeast & Mold Testing Rates (Last 13 Months)

Total Yeast & Mold Test Result Breakdown By Lab (Deidentified)*

<u>Row Labels</u>	<u>Failure Rate</u>	<u>Number of Tests Performed</u>
Lab A	0.20%	6469
Lab B	0.40%	6297
Lab C	3.09%	2262
Lab D	11.33%	459
Lab E	6.17%	454
Grand Total	1.23%	16014

* Includes labs with more than 400 tests performed in the period

Data & ODI Report - December 2025



(All data in this report is as November 2025, unless otherwise stated.)

**THE NEW JERSEY
DEPARTMENT OF STATE
CANNABIS TRAINING
ACADEMY UPDATE**

CONTACT OR REGISTER:

CTA@SOS.NJ.GOV

CTA.NJ.GOV




Greetings!



Tahesha Way, Esq.

Lt. Governor & Secretary of State



Greetings!



Melanie Willoughby

Ex. Director, NJ Business Action Center



NJBAC

New Jersey Business Action Center



NJBAC

**New Jersey
Business
Action Center**

Cannabis Training Academy Student Journey

Overview of what students will learn and be able to accomplish at each level.



**REGISTER AT
CTA.NJ.GOV**



CANNABIS

NJBAC Cannabis
Training Academy:
Course Overview:

- 10 levels
- 60+ Courses
- 28 instructors
- *All online
- *Asynchronous
- *No-cost!

Learn about the
cannabis industry &
licensing application
process!

NJ CTA Data


2025 Accomplishments

- ✓ **Levels 1 - 10 of CTA core curriculum fully configured**
- ✓ **CTA Badge training launched in June 2025**
 - Educates current conditional and annual license holders on employee training, CRC badge initial onboarding and renewal processes & CRC annual license renewal process
- ✓ **CTA portal translated entirely in Spanish Dec. 2025**
- ✓ **Nationally recognized as the largest most comprehensive cannabis technical assistance program in U.S.**
- ✓ **Celebrated 1 year anniversary since launch**
- ✓ **More than recorded 30 webinars & Q&As produced**



NJ CTA Student Data

- ✓ **More than 2,00 students have registered to CTA program**
- ✓ **More than 200 people have graduated from CTA program with a certificate of completion** (total includes core curriculum + badging curriculum graduates)
- ✓ **More than 50+ cannabis companies have sent employees through the CTA program for additional training**
- ✓ **CTA continues to uplift diversity of student population:** Student population includes Black (42%), White (27%) and Latino (19%);
- ✓ **Top counties represented by students are** Essex (18%) Middlesex (8%) Camden (8%) Hudson (8%) Bergen (8%)



Contact us!

- ✓ **Reach out anytime at:**
 - CTA@SOS.NJ.GOV
 - Tauhid.Chappell@SOS.NJ.GOV

- ✓ **Register anytime at:**
 - CTA.NJ.GOV

- ✓ **Follow on social at:**
 - @TheNJCTA on Instagram and LinkedIn

- ✓ **Call:** 1-800-JERSEY-7 | **Chat:** business.nj.gov



Connecting with NJBAC

Services provided

- Free of charge
- Confidentially
- Quickly, accurately, and carefully

Call: 1-800-JERSEY-7

Chat: business.nj.gov

Learn: state.nj.us/state/bac/



NJBAC

New Jersey
Business
Action Center



Cost of Compliance Listening Session

November 3rd, 2025

- Organized by the Office of Diversity & Inclusion and the Office of Data Analytics
- Qualitative data gathering to inform an upcoming comprehensive survey of licensees
- Partnering with New Jersey Institute of Technology to design and administer the survey and analyze the responses

Topics Included

- Major Cost Drivers for Licensees
 - Licensing Process Costs
- Technology, Systems & Reporting
 - Workforce & Training
 - Testing & Quality Assurance
 - Satisfaction with the CRC



Awardee Application Data



DVOB and SEB Awardees

767 Annual Licenses Awarded*

Social Equity Businesses	132	17%
Diversely-Owned Businesses	517	67%

**Includes conditional-to-annual conversions*

Licenses may be designated as both Social Equity Businesses and Diversely-Owned Businesses.



Data Benchmark December 2025



Microbusiness Benchmark Data

	<u>Total Number</u>	<u>Percent of Licensees</u>	<u>Benchmark</u>	<u>Plus/(Minus)</u>
Micro Businesses	824	34%	25%	+9%

<u>License Type</u>	<u>Number of Microbusinesses</u>	<u>Percent of License Class</u>	<u>Benchmark</u>	<u>Plus/(Minus)</u>
Class 1 Cultivator	198	36%	15%	21%
Class 2 Manufacturer	114	27%	15%	12%
Class 3 Wholesaler	5	23%	15%	8%
Class 4 Distributor	2	12%	15%	-3%
Class 5 Retailer	479	35%	15%	20%
Class 6 Delivery	26	61%	15%	46%

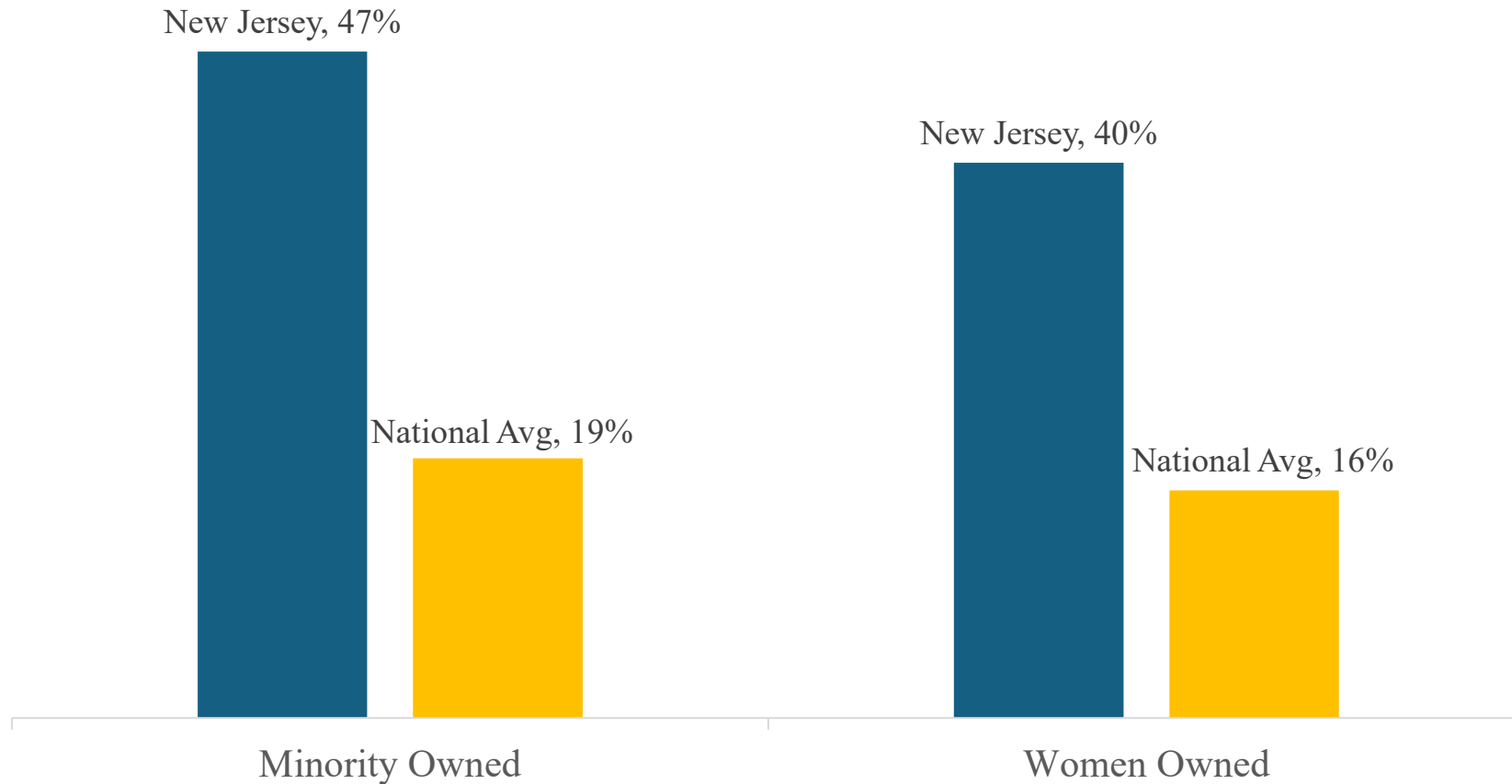


Diversely-Owned Benchmark Data

	<u>Number</u>	<u>Percent of Licensees</u>	<u>Benchmark</u>	<u>Plus/(Minus)</u>
Minority Owned	1,138	47%	15%	+32%
Woman or Disabled Veteran Owned	1,039	43%	15%	+28%



ODI Update: Diversely-Owned Comparisons



New Jersey data Includes all Annual Licensees. National data taken from MJ Biz Daily DEI Report 2023. Methodology Available in the report.



ODI Update: Diversely-Owned Benchmarks

Benchmarks Including Expansion Licensees			
	<u>Percent of Licensees</u>	<u>Benchmark</u>	<u>Plus/(Minus)</u>
Minority Owned	39%	15%	+24%
Woman or Disabled Veteran Owned	44%	15%	+29%



Businesses Licensed to Operate under CREAMM Act

License Type		
License Type	Number	Percentage
Class 1 Cultivator	46	11.6%
Class 2 Manufacturer	62	15.6%
Class 3 Wholesaler	4	1.0%
Class4Distributor	2	0.5%
Class 5 Retailer	272	68.5%
Class6Delivery	3	0.8%
Testing Laboratory	8	2.0%
Grand Total	397	100%

Key Categories	
Category	Percentage
Impact Zone Business	41%
Previous Marijuana Conviction	12%
Microbusiness	29%
Social Equity	16%
Diversely Owned	70%



Businesses Licensed to Operate under CREAMM Act

DORES Certifications		
<u>DORES Certification</u>	<u>Number</u>	<u>Percentage</u>
No Certification	119	30.0%
Woman Owned	100	25.2%
Minority Owned	98	24.7%
Minority & Woman Owned	63	15.9%
Disabled Veteran Owned	11	2.8%
Disabled Veteran & Minority Owned	5	1.3%
Disabled Veteran, Minority & Woman Owned	1	0.3%
Total	397	100.0%



Businesses Licensed to Operate under CREAMM Act

<u>Race/Ethnicity</u>	<u>Number</u>	<u>Percentage</u>
American Indian Or Alaska Native	2	0.50%
American Indian Or Alaska Native, Black or African American	1	0.25%
Asian, Native Hawaiian or Other Pacific Islander	1	0.25%
Asian, Other or Not Listed	1	0.25%
Asian	62	15.62%
Black Or African American	55	13.85%
Black Or African American, Other Or Not Listed,	2	0.50%
Black Or African American, American Indian Or Alaska Native	1	0.25%
Other or Not Listed	50	12.59%
Other or Not Listed, White	3	0.76%
White	163	41.06%
Entity	41	10.33%
No Majority	15	3.78%
Grand Total	397	100.00%

Hispanic or Latino Majority	
<u>Number</u>	<u>Percentage</u>
50	13%



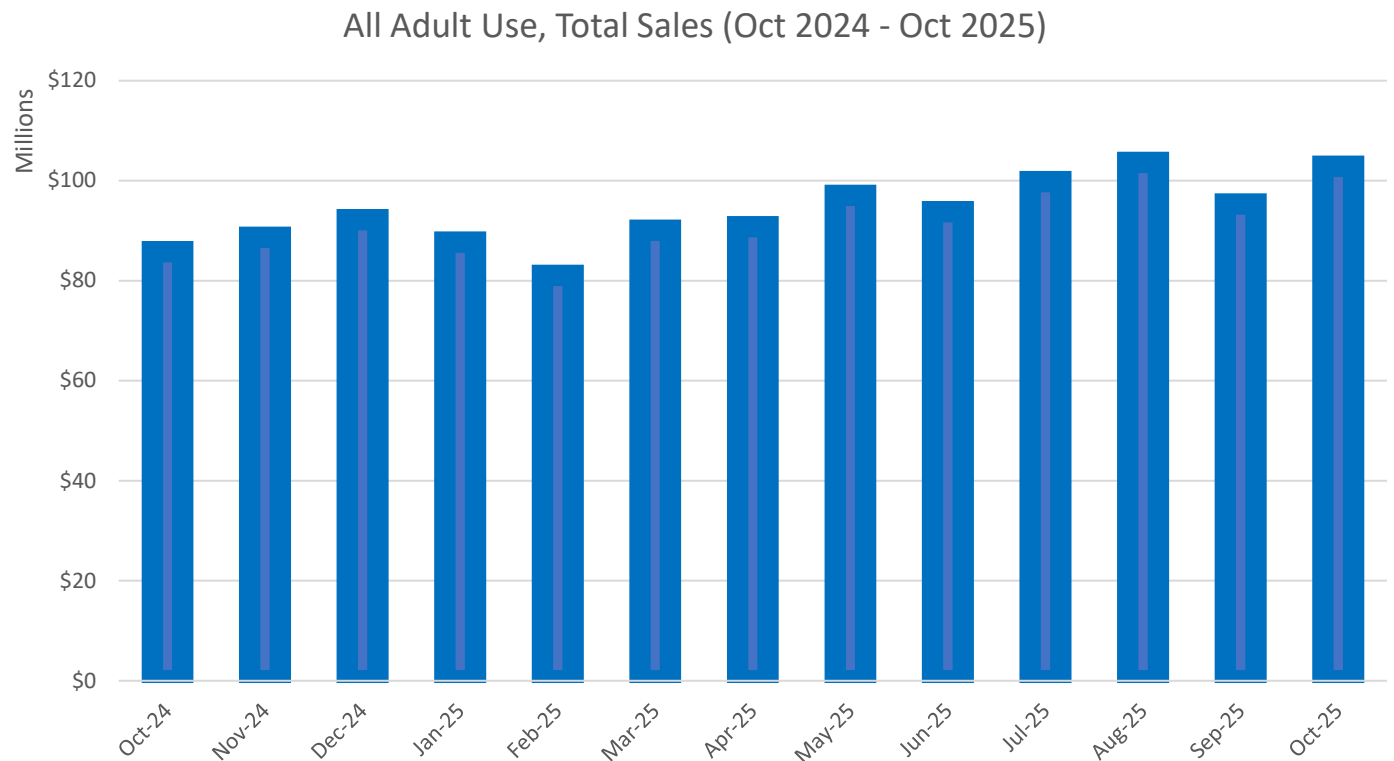
Sales for Open Businesses By Type



All Adult Use, Total Sales by Month (October 2024 - October 2025)

Year Over Year Change, Oct 2024 - Oct 2025: 19.88%

<u>Month</u>	<u>Dollar Sales</u>
Oct-24	\$85,838,572
Nov-24	\$88,680,755
Dec-24	\$92,224,451
Jan-25	\$87,747,103
Feb-25	\$81,096,149
Mar-25	\$90,078,901
Apr-25	\$90,779,492
May-25	\$97,042,310
Jun-25	\$93,823,953
Jul-25	\$99,827,945
Aug-25	\$103,681,750
Sep-25	\$95,349,028
Oct-25	\$102,909,973

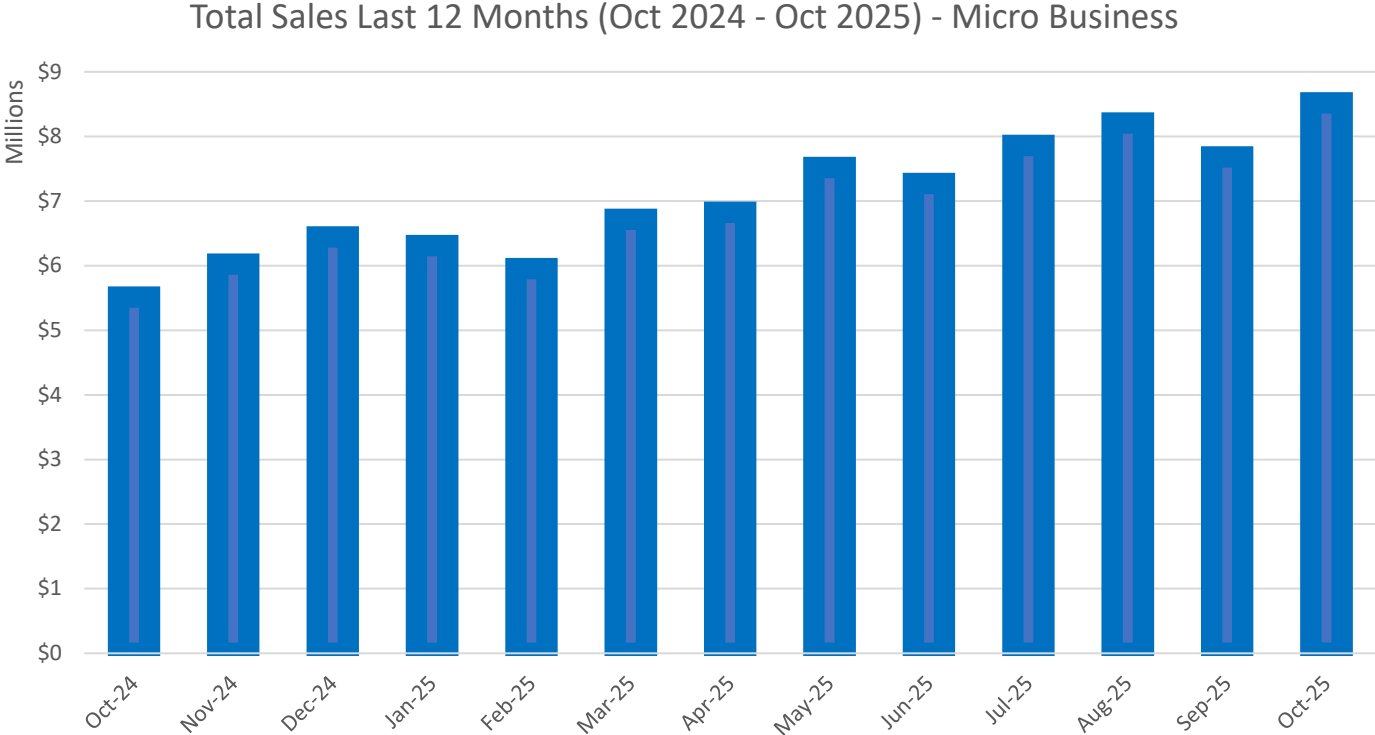


Note: NJ Dept of Treasury certified cannabis related sales can be found [the NJ-CRC Reports page](#). Sales figures found in our public meeting slide decks include point-in-time and monthly estimates based on data from the Metrc Seed-to Sale tracking system. Metrc data does not include related items such as clothing and paraphernalia that are included in the certified sales from Treasury. In addition, all sales data may change retroactively when subsequent quarters are reported by Treasury, or new Metrc reports are run. This occurs when data from licensees is submitted late to Treasury, or adjustments are made in Metrc to correct input errors.



Total Sales by Month – Micro Business (October 2024 - October 2025)

Month	Dollar Sales
Oct-24	\$5,516,076
Nov-24	\$6,023,376
Dec-24	\$6,445,682
Jan-25	\$6,310,207
Feb-25	\$5,956,440
Mar-25	\$6,716,164
Apr-25	\$6,824,094
May-25	\$7,519,936
Jun-25	\$7,272,053
Jul-25	\$7,862,404
Aug-25	\$8,209,729
Sep-25	\$7,681,504
Oct-25	\$8,519,485

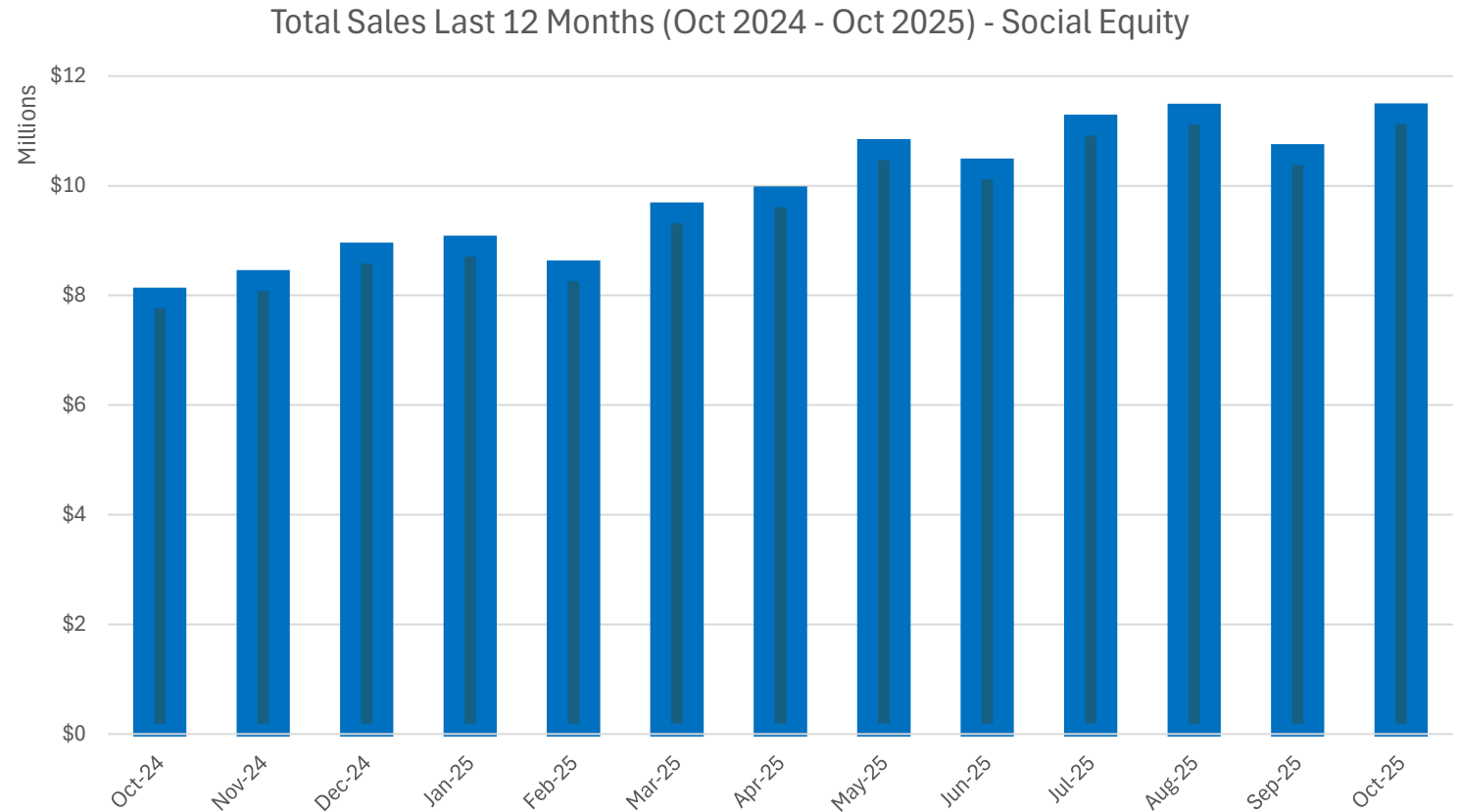


Year Over Year Change, October 2024 - October 2025: 54.4%



Total Sales by Month – Social Equity (October 2024 - October 2025)

Month	Dollar Sales
Oct-24	\$7,950,563
Nov-24	\$8,270,815
Dec-24	\$8,775,366
Jan-25	\$8,899,372
Feb-25	\$8,448,000
Mar-25	\$9,506,897
Apr-25	\$9,797,713
May-25	\$10,662,317
Jun-25	\$10,305,664
Jul-25	\$11,105,011
Aug-25	\$11,307,957
Sep-25	\$10,571,359
Oct-25	\$11,310,835



Year Over Year Change, October 2024 - October 2025: 42.3%



Total Sales by Month – Criminal History (October 2024 - October 2025)

Month	Dollar Sales
Oct-24	\$4,130,629
Nov-24	\$4,352,966
Dec-24	\$4,738,566
Jan-25	\$4,631,687
Feb-25	\$4,504,097
Mar-25	\$5,292,763
Apr-25	\$5,589,805
May-25	\$6,010,830
Jun-25	\$5,740,854
Jul-25	\$6,285,195
Aug-25	\$6,394,295
Sep-25	\$6,075,362
Oct-25	\$6,682,685

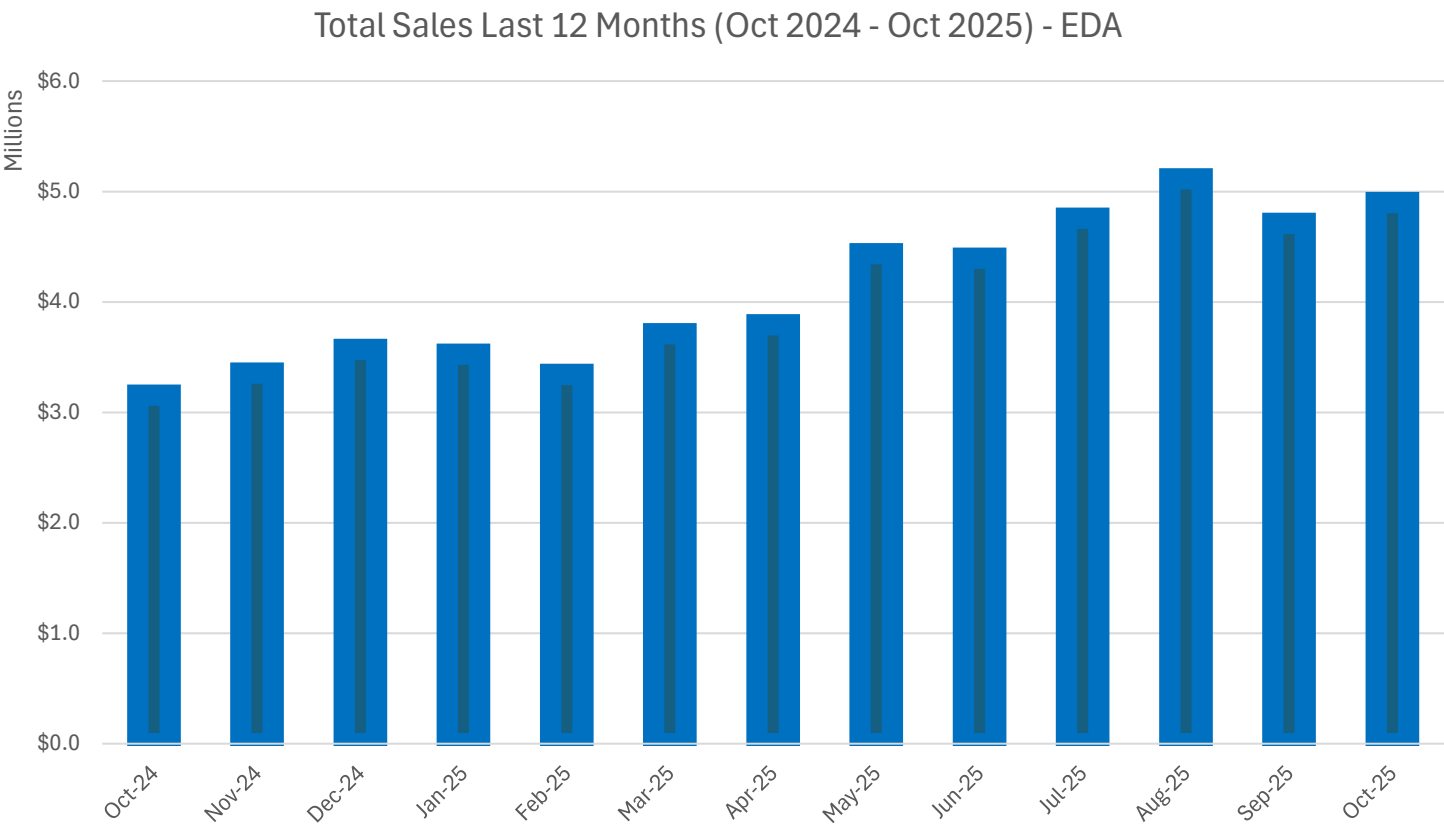


Year Over Year Change, October 2024 - October 2025: 61.8%



Total Sales by Month – Economically Disadvantaged Areas (October 2024 - October 2025)

Month	Dollar Sales
Oct-24	\$3,156,462
Nov-24	\$3,357,013
Dec-24	\$3,570,515
Jan-25	\$3,527,000
Feb-25	\$3,342,601
Mar-25	\$3,712,609
Apr-25	\$3,792,095
May-25	\$4,436,058
Jun-25	\$4,395,925
Jul-25	\$4,758,838
Aug-25	\$5,115,265
Sep-25	\$4,710,308
Oct-25	\$4,900,832

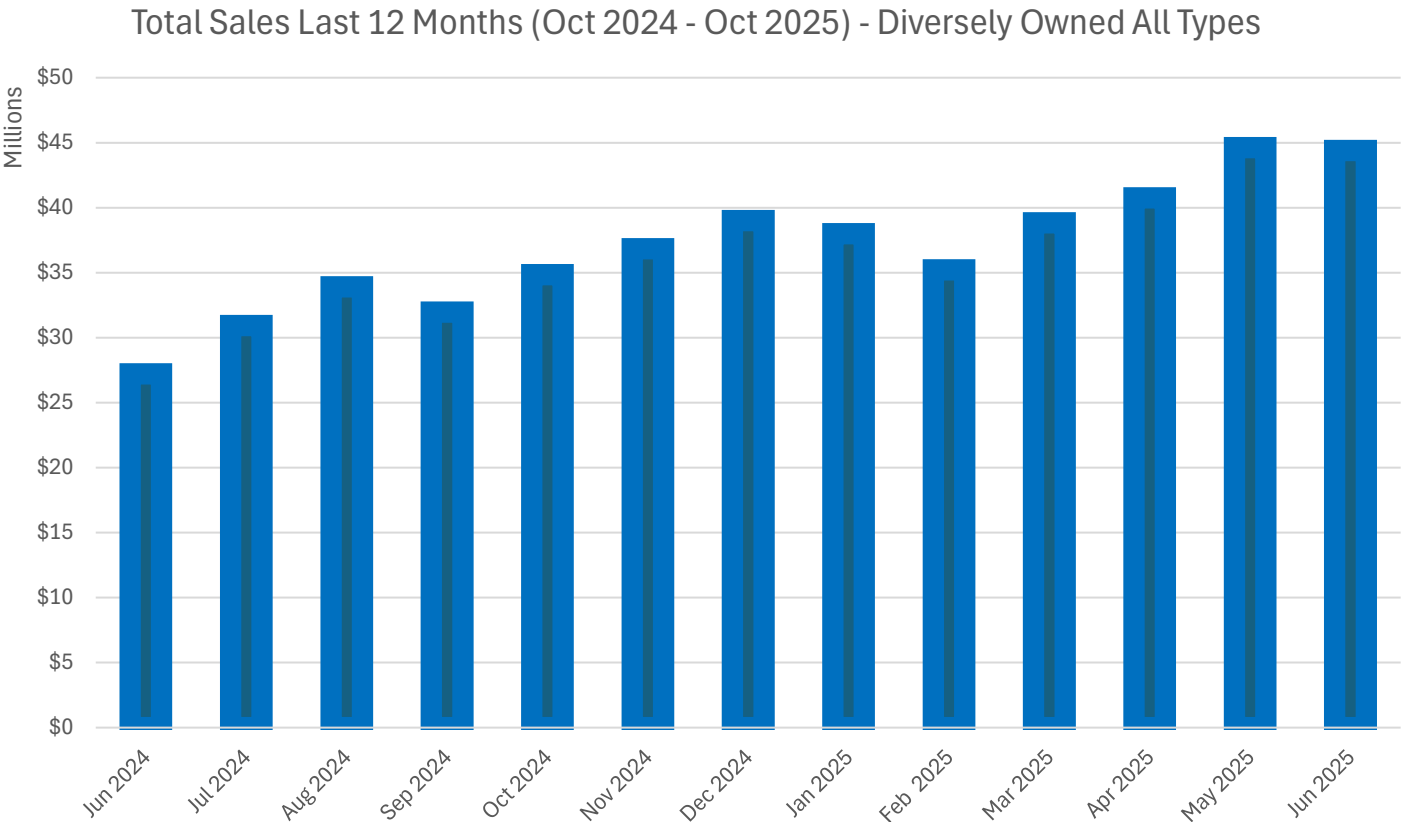


Year Over Year Change, October 2024 - October 2025 : 55.2%



Total Sales by Month – Diversely-Owned (October 2024 - October 2025)

Month	Dollar Sales
Oct-24	\$34,856,685
Nov-24	\$36,843,596
Dec-24	\$39,013,973
Jan-25	\$38,090,475
Feb-25	\$35,301,083
Mar-25	\$39,922,835
Apr-25	\$41,174,140
May-25	\$45,032,421
Jun-25	\$44,792,972
Jul-25	\$48,862,151
Aug-25	\$51,460,441
Sep-25	\$47,123,079
Oct-25	\$51,371,098

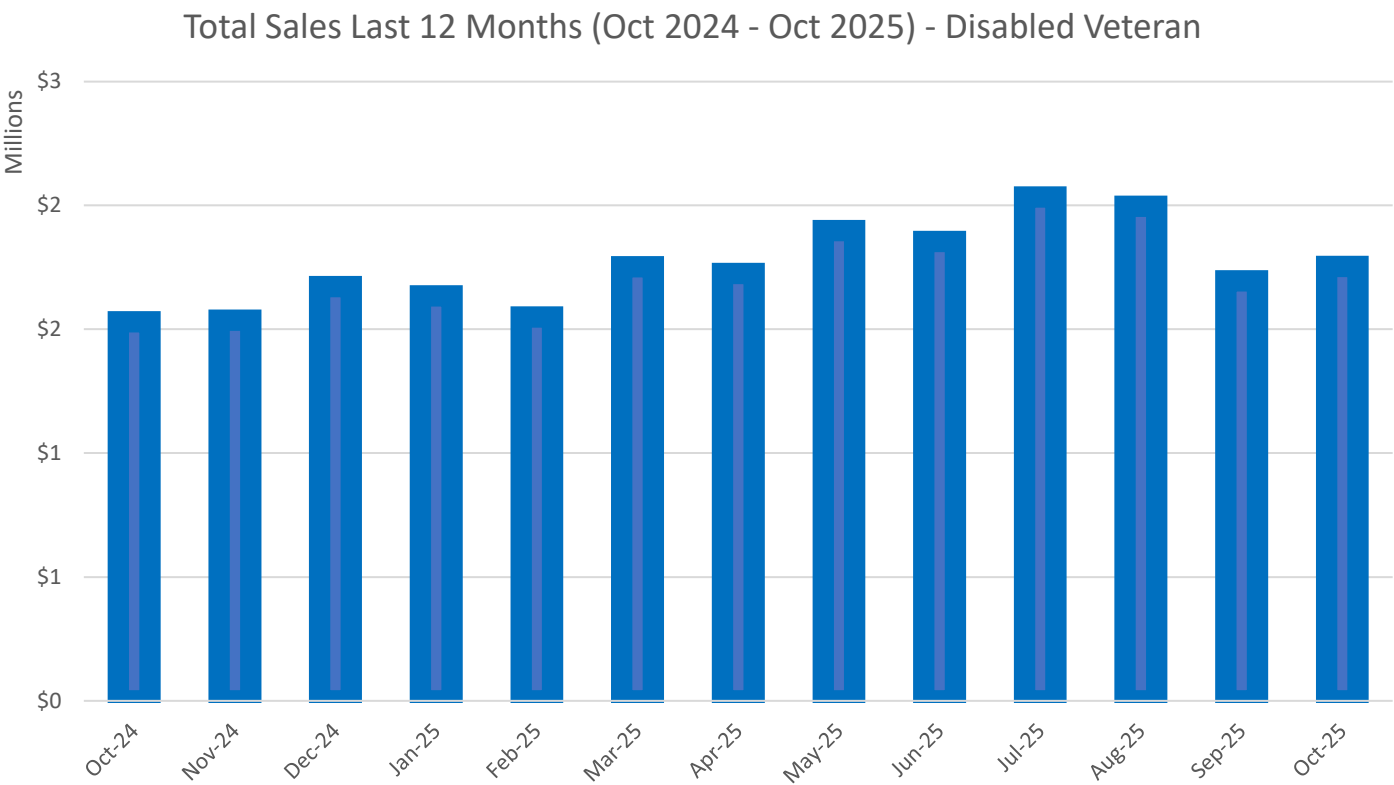


Year Over Year Change, October 2024 - October 2025: 47.3%



Total Sales by Month – Disabled Veteran Owned (October 2024 - October 2025)

Month	Dollar Sales
Oct-24	\$1,530,496
Nov-24	\$1,536,346
Dec-24	\$1,672,896
Jan-25	\$1,634,538
Feb-25	\$1,549,122
Mar-25	\$1,753,143
Apr-25	\$1,725,200
May-25	\$1,899,050
Jun-25	\$1,854,195
Jul-25	\$2,033,775
Aug-25	\$1,996,250
Sep-25	\$1,695,858
Oct-25	\$1,753,285

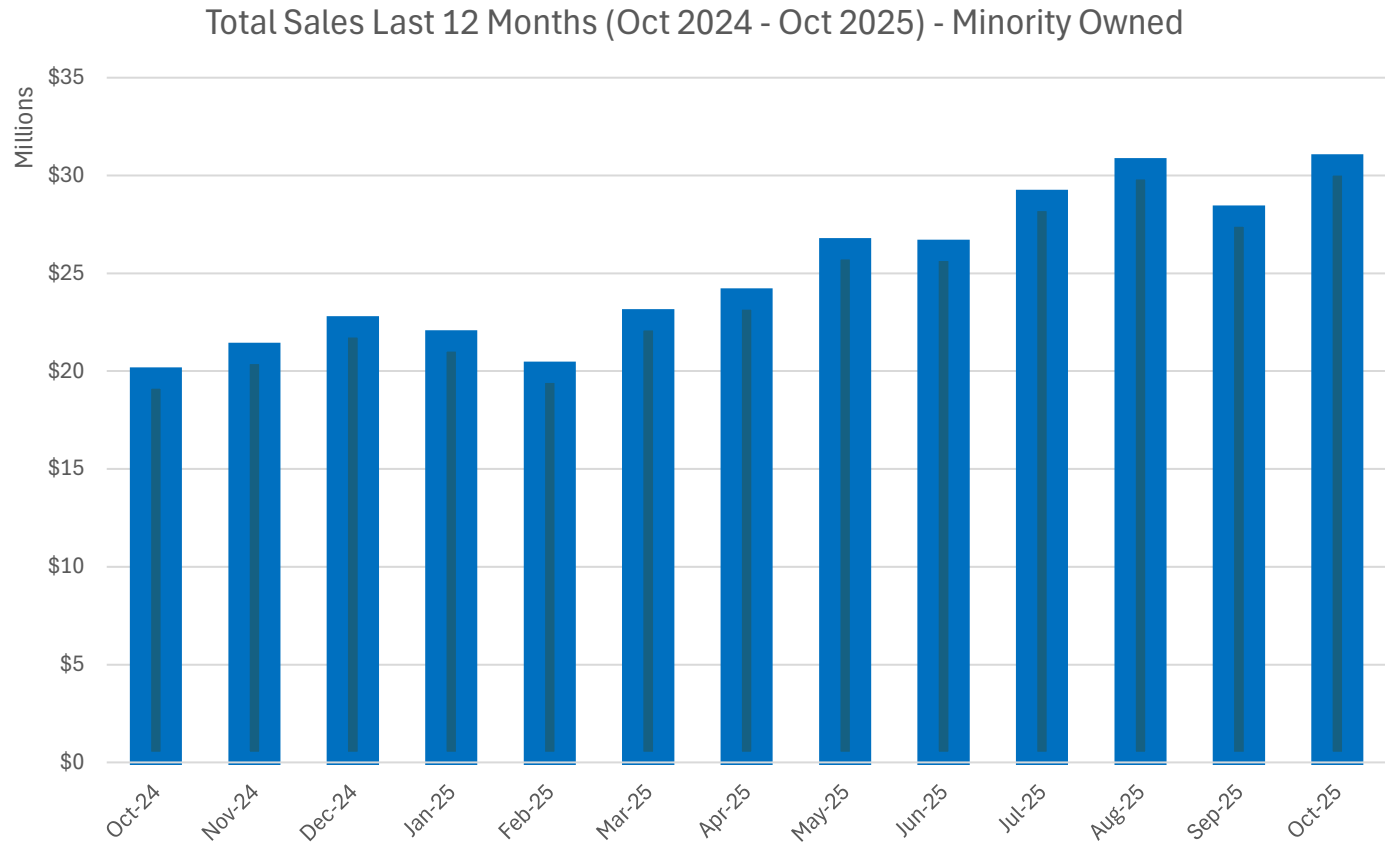


Year Over Year Change, Oct 2024 - Oct 2025: 14.55%



Total Sales by Month – Minority Owned (October 2024 – October 2025)

Month	Dollar Sales
Oct-24	\$19,640,099
Nov-24	\$20,906,726
Dec-24	\$22,273,248
Jan-25	\$21,546,660
Feb-25	\$19,942,179
Mar-25	\$22,629,537
Apr-25	\$23,684,099
May-25	\$26,258,804
Jun-25	\$26,172,579
Jul-25	\$28,722,935
Aug-25	\$30,345,330
Sep-25	\$27,931,763
Oct-25	\$30,545,891

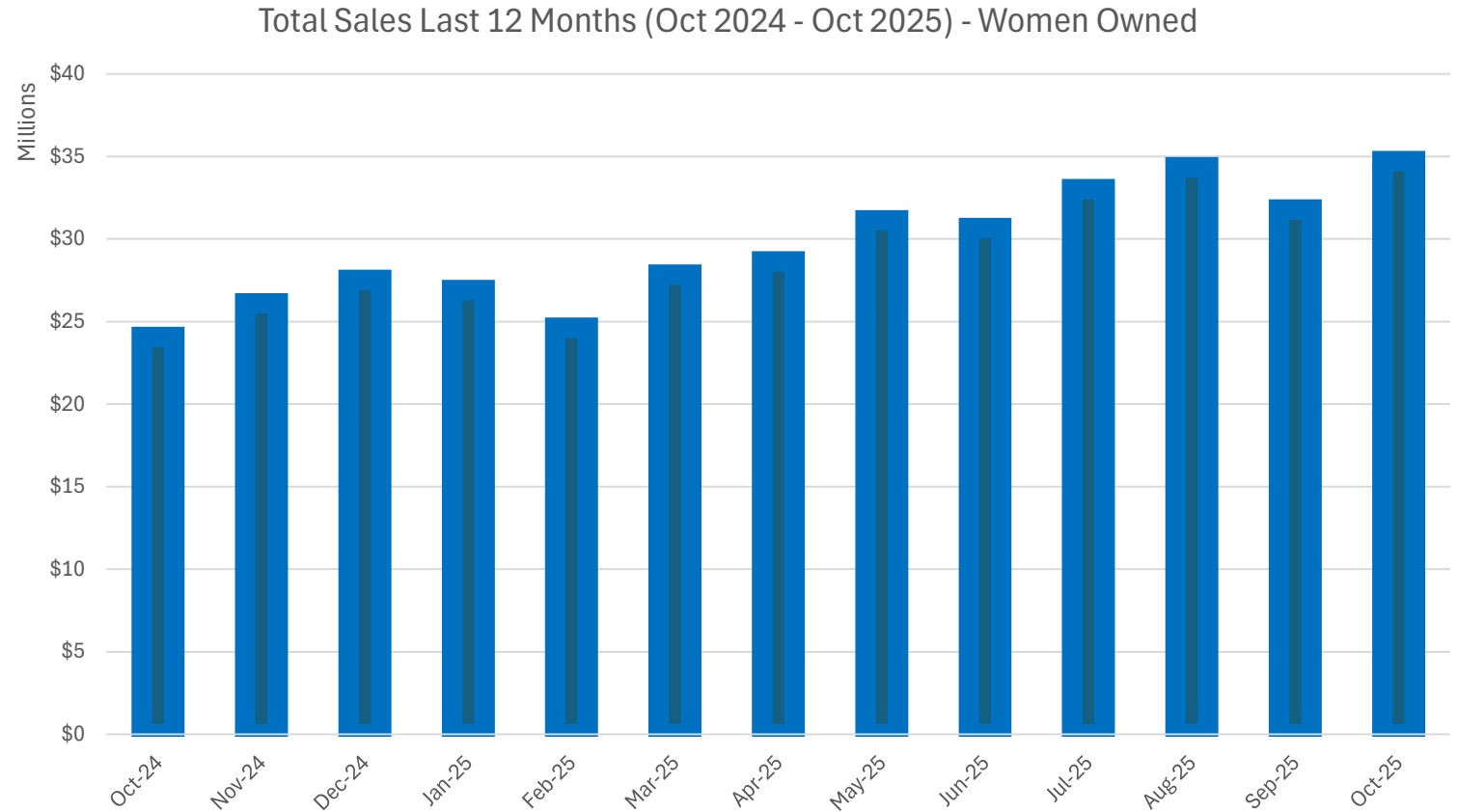


Year Over Year Change, October 2024 - October 2025 : 55.6%



Total Sales by Month – Women Owned (October 2024 - October 2025)

Month	Dollar Sales
Oct-24	\$24,060,099
Nov-24	\$26,106,726
Dec-24	\$27,523,248
Jan-25	\$26,897,887
Feb-25	\$24,623,733
Mar-25	\$27,842,319
Apr-25	\$28,642,627
May-25	\$31,133,599
Jun-25	\$30,659,282
Jul-25	\$33,011,758
Aug-25	\$34,341,731
Sep-25	\$31,790,237
Oct-25	\$34,726,232



Year Over Year Change, October 2024 - October 2025 : 44.3%



Social Equity Scorecard – Purpose & Overview

- **Social Equity Score Card**
 - NJ-CRC Social & Community Impact Scorecard
 - Statewide framework for equity accountability
 - Applies to ATCs and AU cannabis businesses
 - Public, tiered recognition program



Social Equity Scorecard – Why the Scorecard Matters

- Addresses lasting harms of cannabis prohibition
- Moves equity and community impact from intent to outcomes
- Encourages reinvestment in impacted communities
- Empowers consumers through transparency



Social Equity Scorecard – Who is Evaluated & How it Works

- All Expanded ATCs
- Adult-use businesses operating over two years
- Voluntary early participation for newer businesses
- Capacity based, not comparative scoring



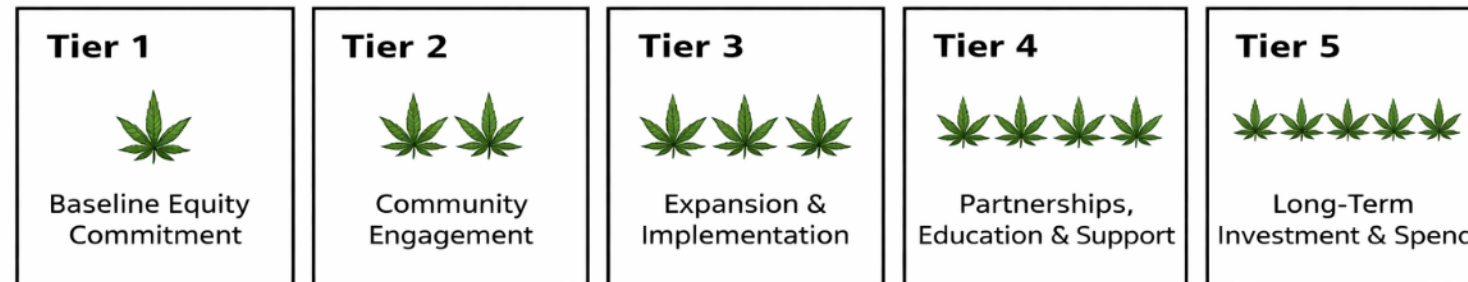
Social Equity Scorecard – 5 Tier Recognition Framework

- Five Tiers represented by cannabis leaves
- Advancement requires meeting prior tier criteria
- Based on verified actions, documentation, and data
- Annual review and public recognition



Social Equity Scorecard – 5 Tier Recognition Framework

NJ-CRC Social & Community Impact Scorecard





Social Equity Scorecard – Next Steps

- Roll-Out Q1 2026
- Preliminary scoring of participating businesses
- Solicit additional feedback from business owners, leaders, and advocates
- NJ-CRC dedicated landing page, graphics, guidance and informational resources
- **Questions?** Contact the Office of Diversity and Inclusion



Committee Reports



Public Engagement and Education Committee



Public Engagement and Education Committee

- **Social Equity Excise Fee (SEEF) hearings**
 - Open to the public
 - Register to speak or submit written comment to provide input on the allocation of funds raised from the SEEF on recreational cannabis sales
 - Collected input will inform the NJ-CRC's recommendations to the governor and legislature



Public Engagement and Education Committee

- **SEEF hearing schedule**
 - **Northern region**
 - Thursday, January 15, 1:30-2:30 p.m.
 - **Central region**
 - Wednesday, January 21, 1:30-2:30 p.m.
 - **Southern region**
 - Thursday, January 29, 2-3 p.m.
- Information can be found at njcrcgov.info/SEEF



Permitting & Licensing Committee



Public Notices and Publications



2026 Regular Meeting Schedule



2026 regular meeting schedule

- All in-person meetings will take place at 44 South Clinton Ave., Trenton, at 11 a.m. (unless otherwise noted)
 - Meetings with asterisks will be limited to new license applications and annual license renewals
-
- | | |
|----------------------------------|-------------------------------------|
| • Tuesday, January 13 (virtual)* | • Thursday, July 9 (virtual)* |
| • Thursday, February 12 | • Thursday, August 6 |
| • Tuesday, March 31 | • Thursday, September 17 (virtual)* |
| • Thursday, April 23 (virtual)* | • Thursday, October 22 |
| • Thursday, May 14 | • Thursday, December 10 |



Vote:

**To approve 2026 regular
meeting schedule**



Adjustment of Social Equity Excise Fee for Calendar Year 2026



Vote:

**To approve the adjustment of Social
Equity Fee for 2026**



Certification of Sufficient Cannabis Testing Capacity



Vote:

**To approve certification of
sufficient cannabis testing capacity**



Applications for Permit or License Changes



Business Conversions



Business Conversion Applications:

- Neptune's Garden LLC
 - **Convert from microbusiness to standard cannabis business**
- Plantopia
 - **Convert from microbusiness to standard cannabis business**



Vote:

**To approve business conversion
applications**



**Change in capacity,
physical plant, or
premises**



Canopy, physical plant changes

- Atlantic Cultivators LLC
 - **Requesting modification of cultivation canopy tier to allow expansion from Tier 1 (canopy area cannot exceed 10,000 sq. ft.) to Tier VI (canopy area greater than 100,000 sq. ft., but does not exceed 150,000 sq. ft.)**



Vote:
**To approve application for a change
in capacity, physical plant, or
premises**



Ownership Changes



Ownership Transfer Applications:

- Blue Harvest LLC
 - **Change in ownership structure**
- Bud 2 Bloom LLC
 - **Adding new owners**
- Dank Poet Dispensary
 - **Change in ownership structure**
- Fresh Cut Cannabis
 - **Adding new owners**
- Highgrade Labs
 - **Transfer of ownership**
- The Honorable Plant
 - **Adding new owners**



Ownership Transfer Applications:

- Illicit
 - **Change in ownership structure**
- Toke Lane Cannabis Dispensary
 - **Adding new owners**
- Noble Valley Harvest Company
 - **Adding new owners**
- Union Chill
 - **Adding new owners**
- Sugar Leaves LLC
 - **Adding new owners**
- Unity Road Cannabis Shop
 - **Transfer of ownership**
- Valley Wellness
 - **Adding new owners**



Vote:

**To approve ownership change
applications**



Cannabis Business Applications



Conditional-to-Annual Conversion Applications



Conditional-to-Annual License Conversion Applications

- **7 conditional-to-annual conversion licenses**
 - **2 cultivators**
 - **1 manufacturer**
 - **1 retailer**
 - **3 delivery**



Adult-Use: Consideration of Conditional-to-Annual license conversion applications

Recommendation:

No.	Application ID	Applicant Business Name	License Class	Business Category
1	19764	Green Leevs	Cultivator	Microbusiness
2	16215	Jrsy Girl Growers LLC	Cultivator	Standard
3	16214	Jrsy Girl Growers LLC	Manufacturer	Standard
4	23018	SweetSpot Dispensary Mt Olive LLC	Retailer	Standard
5	28820	Passing Puff Delivery LLC	Delivery	Microbusiness
6	26540	California Honey Corp	Delivery	Standard
7	19630	Dube Dash	Delivery	Standard



Vote:

To approve 7 Conditional-to-Annual Conversion license applications



Annual Applications



Annual license applications

- 10 annual licenses
 - 1 cultivators
 - 4 manufacturers
 - 4 retailers
 - 1 wholesaler



Adult-Use: Consideration of annual license applications

Recommendation:

No.	App ID	Applicant Business Name	License Class	Business Category
1	26765	Puffin Store NJ, Inc	Cultivator	Standard
2	26516	Puffin Store NJ, Inc	Manufacturer	Standard
3	24407	Quantum Productions	Manufacturer	Standard
4	25978	Woolwich Wellness Company	Manufacturer	Standard
5	26086	World Star Labs Inc.	Manufacturer	Standard



Adult-Use: Consideration of annual license applications

Recommendation:

No.	App ID	Applicant Business Name	License Class	Business Category
6	9044	Victory Dispensary LLC	Retailer	Microbusiness
7	24058	TGC New Jersey LLC	Retailer	Standard
8	29188	Baked Rooster LLC	Retailer	Standard
9	29128	The Happy Farmer LLC	Retailer	Standard
10	29322	Ocean Tide Wholesale LLC	Wholesaler	Standard



Vote:
**To approve 10 Annual
license applications**



Expanded ATC Certification Application



Expanded ATC Certifications

- **Toke Lane Cannabis Dispensary**
 - Class 5 Retailer, 226 S Broad Street, Trenton
- **Noble Valley Harvest Company**
 - Class 1 Cultivator, 4 Jane Street, Ewing



Vote:
**To approve Toke Lane
Dispensary expansion
certification**



Vote:
**To approve Noble Valley
Harvest Company
expansion certification**



Annual Renewal Applications



Annual license renewals

- Fire and Oak (1)
- Nightjar Holdings LLC (1)
- Bliss Co. (1)
- Weedies (1)
- Glass Meadows Inc (1)
- Anja Life (1)
- Mass Grown (1)
- The Cannabis Clubhouse LLC (1)
- Highgrade Labs of New Jersey (1)
- Smithers CTS NJ (Green Scientific Labs) (1)
- Sriven Labs LLS (1)
- New Jersey tics LLC (1)
- Green Analytics East LLC (1)
- Trichome Analytical (1)
- Sunrise Clinical Lab LLC (1)
- MPX New Jersey LLC (1)

Adult-Use
Licenses



Annual license renewals

- Gynsyng LLC (1)
- Dank Poet Dispensary (1)
- Aurum Botanics (1)
- Cannabhang (1)
- Garden River Inc (1)
- Cuzzie's (1)
- The Station, Hoboken LLC (1)
- Holistic Re-Leaf LLC (1)
- Little Leaf Labs LLC (1)
- The Leaf Joint LLC (1)
- PPP Dispensary (1)
- Neveah Verde LLC (1)
- Legacy to Lifted LLC (1)
- MB1 Industries LLC (1)

Adult-Use
Licenses



Annual license renewals

- Quality Roots – Evesham LLC (1)
- Hera Solutions LLC (1)
- Lemon 22 Dispensary LLC (1)
- Blue Oak NJ 1 LLC (1)
- Jersey Roots Dispensary (1)
- High Profile Lakehurst LLC (1)
- Monteverde NJ Inc (1)
- Canfections NJ Inc (1)
- Sussex Pharms LLC (1)
- Salt Air Botanicals LLC (1)
- Sparkology Dispensary LLC (1)

Adult-Use
Licenses



Vote:

**To approve 41 Annual
Renewal license applications**



Medicinal Permit Renewal Applications



Medicinal Permit renewals:

- 84 permit renewals
 - 18 cultivators
 - 12 manufacturers
 - 54 retailers



Medicinal Permit renewals:

- Acreage CCF New Jersey (5)
- Ascend NJ (5)
- Aunt Mary's Dispensary (1)
- Ayr Wellness (5)
- BLOC (5)
- Breakwater Treatment and Wellness (4)
- Brute's Roots (3)
- Columbia Care NJ (6)
- Design 710 (1)
- downtown FLWR (1)
- Eastern Green (1)
- ~~Garden State Botanicals (1)~~
- Garfield Garden Dispensary (1)



Medicinal Permit renewals:

- **Green Medicine NJ (1)**
- **GSCC Management (1)**
- **GTI (6)**
- **Hillview Med (1)**
- **Holistic Solutions (1)**
- **Honeygrove South Corp. (1)**
- **Illicit Gardens (3)**
- **Monmouth Wellness and Healing (1)**
- **Monteverde (1)**
- **MPX NJ (5)**
- **Niche (1)**
- **NJ Leaf North Brunswick (1)**
- **Noble Valley Harvest Company (1)**
- **Restore NJ (1)**



Medicinal Permit renewals:

- **RIPT Dispensary (1)**
- **Roots Dispensary (1)**
- **Sanctuary Cannabis (1)**
- **Silverleaf Wellness (1)**
- **Sweetspot Dispensary (1)**
- **TerrAscend NJ (5)**
- **The Station, Hoboken (1)**
- **Theo A Cannabis (1)**
- **Theory Wellness of NJ (1)**
- **Toke Lane Cannabis Dispensary (1)**
- **URB'N Dispensary (1)**
- **Valley Wellness (1)**
- **Verano NJ (5)**



Vote:
To approve 84
Medicinal Permit Renewal
license applications



Medicinal Permit renewals:

- Curaleaf (6)
 - 2 cultivation
 - 1 manufacturer
 - 3 dispensaries



Vote:
To approve 6
Medicinal Permit Renewal
license applications



Cases and Petitions



Determination of Rehabilitation



Determination of Rehabilitation

Recommendation on Rehabilitation:

- *Reinstatement of employee identification card*
- Regarding **4 ATC employees and 1 Adult-Use employee**
- Received notice that criminal history check revealed disqualifying conviction
- Employee was given opportunity to challenge the accuracy of their criminal history results and/or request a determination of rehabilitation



Vote:
**To approve rehabilitation
for 4 ATC employees and
1 Adult-Use employee**



Waiver Requests



Waiver Number	Entity Name	Request
WR036	The Other Side Dispensary LLC	Waiver of N.J.S.A. 24:6I-44(j)(13) to reduce the required amount of liability insurance for cannabis delivery vehicles

Vote:



Waiver Number	Entity Name	Request
WR040	Design 710 LLC	Waiver of N.J.A.C. 17:30A-7.10(a)(1) requiring ATCs pay \$20,000 annual permit renewal fee

Vote:



Waiver Number	Entity Name	Request
WR041	Restore NJ LLC	Waiver of N.J.A.C. 17:30A-7.10(a)(1) requiring ATCs pay \$20,000 annual permit renewal fee

Vote:



Waiver Number	Entity Name	Request
WR042	Hamilton Farms LLC	Waiver of N.J.S.A. 24:6I-46b(1) , N.J.S.A. 24:6I-36a , and N.J.A.C. 17:30-6.8(e) to co-locate its new Class 2 Manufacturing operations within its existing cultivation facility using shared entrances, security, packing space, and vaults, and to allow employees to work in both areas without the need for separate cannabis business ID cards

Vote:



Notices of Enforcement Actions



INV Number	Entity Name	Violation
INV-89-2025	Hashery LLC	Failure to adhere to the statute and the Adult Use regulations by verifying the ages of attendees during an on-site event, which included on-site consumption, and having an unapproved recreational vehicle that displayed the business's name on the premises

Vote:



INV Number	Entity Name	Violation
INV-111-2025	Bud It Up LLC	Failure to adhere to the Adult Use regulations and provide reliable evidence that at least 71.6% of the audience for the advertisement of its cannabis business was 21 years of age or older, as well as operating as a retail food establishment

Vote:



INV Number	Entity Name	Violation
INV-122-2025	Zen Leaf Mount Holly	Failure to adhere to the Adult Use regulations by permitting customers to enter its dispensary without personnel following age verification processes

Vote:



INV Number	Entity Name	Violation
INV-124-2025	High Rollers Dispensary LLC	Failure to adhere to the Adult Use regulations by selling and serving beverages (mocktails, bottled water, coffee, and beverages dispensed from a soda gun) to consumers at its consumption lounge

Vote:



INV Number	Entity Name	Violation
INV-128-2025	CannaBoy Treehouse LLC	Failure to adhere to the statute and the Adult Use regulations by permitting cannabis items to be available for sampling by customers at no charge

Vote:



INV Number	Entity Name	Violation
INV-141-2025	The Social Leaf LLC	Failure to adhere to the Adult Use regulations and provide reliable evidence that at least 71.6% of the audience for the advertisement of its cannabis business was 21 years of age or older

Vote:



Public comment

1. Speakers signed up in advance.
2. 3 minutes per speaker.
3. Please be respectful, concise and on-topic to issues the Commission has the power to address and/or should be aware of.
4. Do not use this time to market or advertise private businesses.
5. May also submit comments in writing at NJ.gov/cannabis/meetings

For virtual callers:

- **Press *9** to raise your hand, if dialing in through a phone number.
- **Press *6** when the meeting host asks you to unmute yourself.



Adjournment

Details for our next meeting on **Tuesday, January 13**, at 11 a.m., via Zoom, will be posted on nj.gov/cannabis/meetings

nj.gov/cannabis

609-376-7300