

Quarterly Data Report Update

September 25, 2022





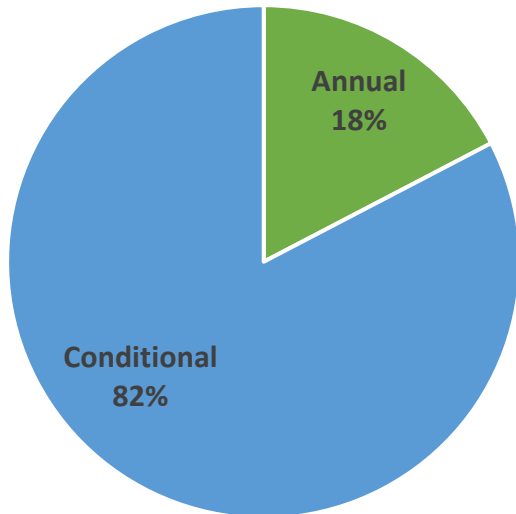
All Applicants Application Data



Application Type

All data as of September 25, 2022

<u>Application Type</u>	<u>Number</u>	<u>Percentage</u>
Annual	232	18%
Conditional	1068	82%
Grand Total	1300	100%



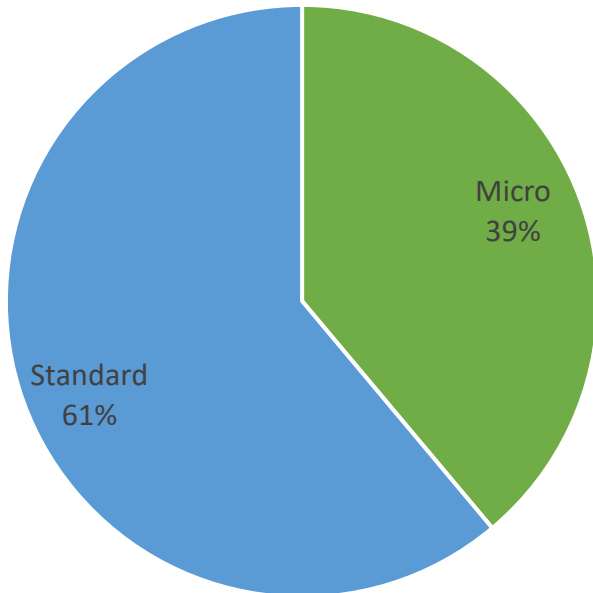
<u>License Type</u>	<u>Application Type</u>		<u>Total</u>
	<u>Annual</u>	<u>Conditional</u>	
Cultivator	70	291	361
Manufacturer	42	160	202
Wholesaler	1	3	4
Distributor	1	8	9
Retailer	109	596	705
Delivery	4	6	10
Testing Laboratory	5	4	9
Grand Total	232	1068	1300



Business Category

All data as of September 25, 2022

<u>Business Category</u>	<u>Number</u>	<u>Percentage</u>
Micro	504	38.77%
Standard	796	61.23%
Grand Total	1300	100.00%



<u>License Type</u>	<u>Business Category</u>		<u>Total</u>
	<u>Micro</u>	<u>Standard</u>	
Cultivator	144	217	361
Manufacturer	60	142	202
Wholesaler	2	2	4
Distributor	8	1	9
Retailer	279	426	705
Delivery	10		10
Testing Laboratory	1	8	9
Grand Total	504	796	1300



Diversely Owned Business by Category

All data as of September 25, 2022

<u>Diversely Owned Category</u>	<u>Number</u>	<u>Percentage</u>
Disabled Veteran Owned	28	2%
Disabled Veteran & Minority Owned	11	1%
Minority Owned	333	26%
Minority, Disabled Veteran & Woman Owned	7	1%
Minority & Woman Owned	225	17%
Woman Owned	299	23%
Woman & Disabled Veteran Owned	1	0%
Not Diversely Owned	396	30%
Grand Total	1300	100%

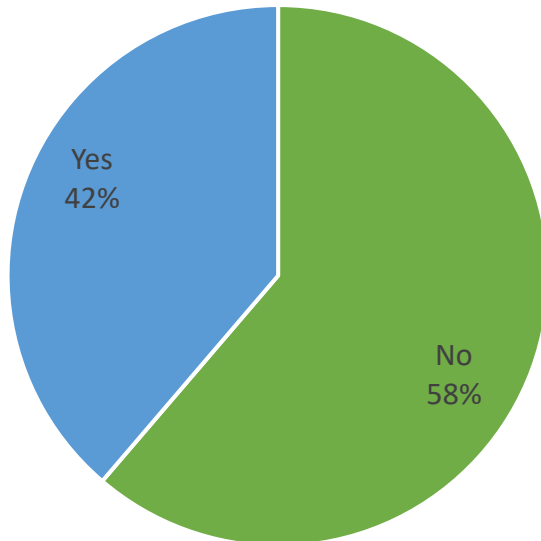
<u>Total State Department Certifications</u>	<u>Number</u>
Minority Owned	576
Disabled Veteran Owned	47
Woman Owned	532



Proposed Location within an Impact Zone

All data as of September 25, 2022

<u>Located within an Impact Zone</u>	<u>Number</u>	<u>Percentage</u>
No	753	58%
Yes	547	42%
Grand Total	1300	100%



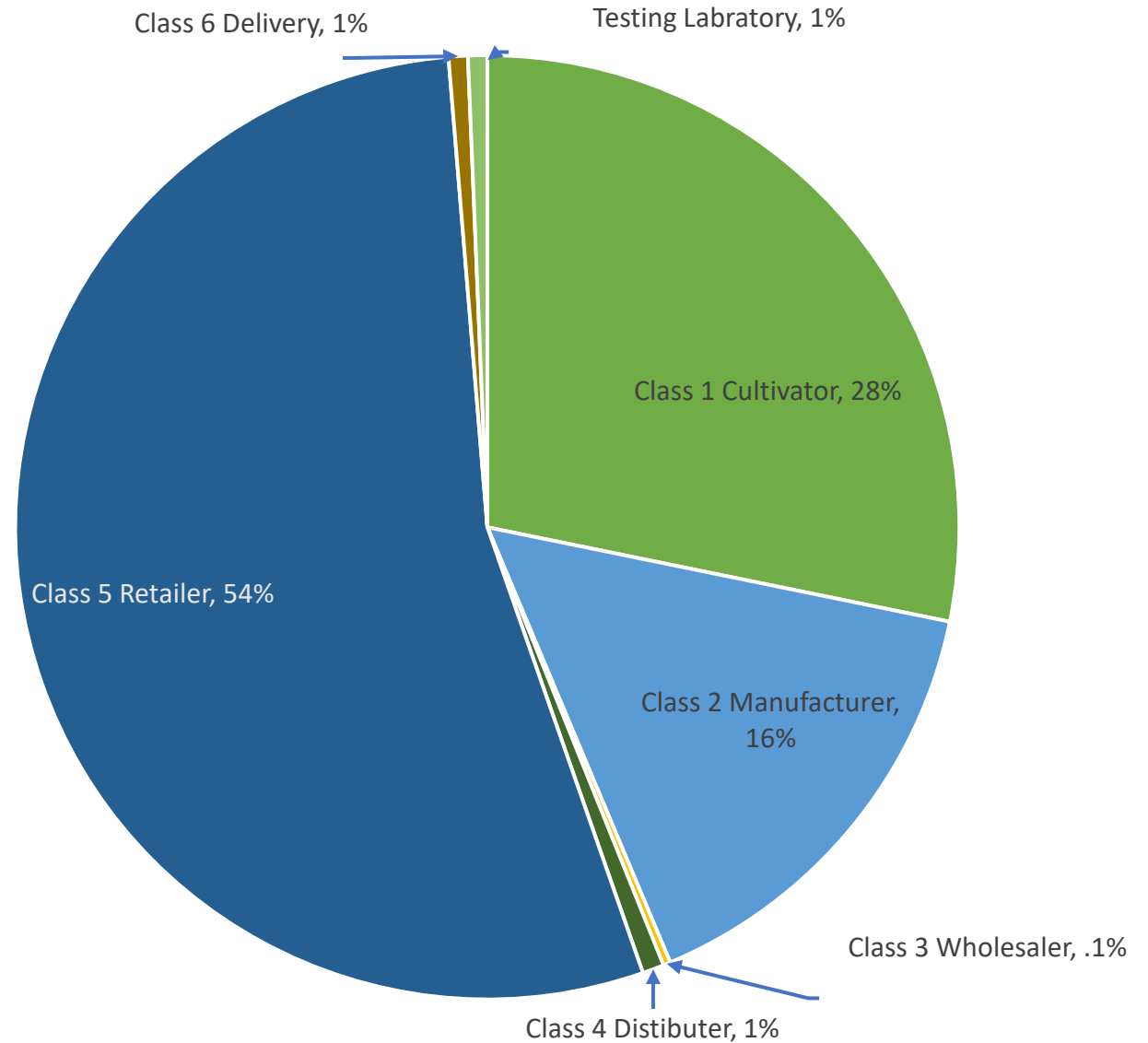
<u>License Type</u>	<u>Located within an Impact Zone</u>		<u>Total</u>
	<u>No</u>	<u>Yes</u>	
Cultivator	189	172	361
Manufacturer	111	91	202
Wholesaler	2	2	4
Distributor	4	5	9
Retailer	437	268	705
Delivery	3	7	10
Testing Laboratory	7	2	9
Grand Total	753	547	1300



Business License Type

All data as of September 25, 2022

<u>License Type</u>	<u>Number</u>	<u>Percentage</u>
Cultivator	361	28%
Manufacturer	202	16%
Wholesaler	4	0.1%
Distributor	9	1%
Retailer	705	54%
Delivery	10	1%
Testing Laboratory	9	1%
Grand Total	1300	100%

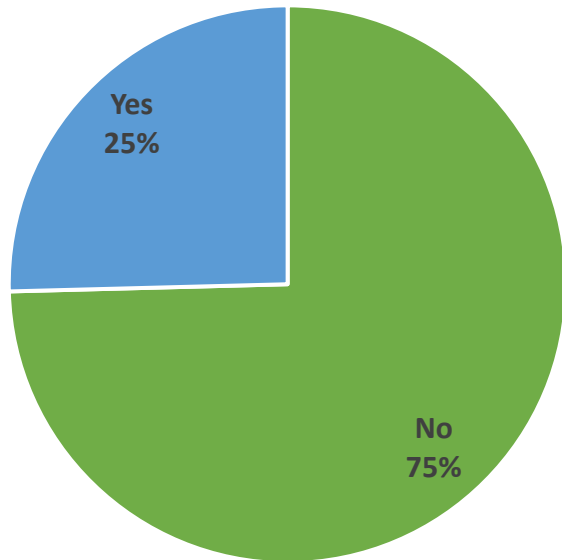




Social Equity Business

All data as of September 25, 2022

<u>Social Equity Business</u>	<u>Number</u>	<u>Percentage</u>
No	971	75%
Yes	329	25%
Grand Total	1300	100%



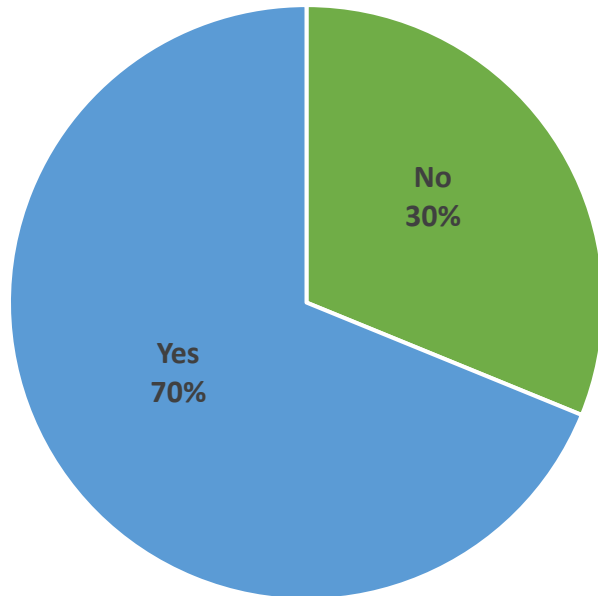
<u>License Type</u>	<u>Social Equity</u>		<u>Total</u>
	<u>No</u>	<u>Yes</u>	
Cultivator	240	121	361
Manufacturer	153	48	202
Wholesaler	1	3	4
Distributor	4	5	9
Retailer	562	143	705
Delivery	2	8	10
Testing Laboratory	8	1	9
Grand Total	971	329	1300



Diversely Owned Business

All data as of September 25, 2022

<u>Diversely Owned</u>	<u>Number</u>	<u>Percentage</u>
No	396	30%
Yes	904	70%
Grand Total	1300	100.0%



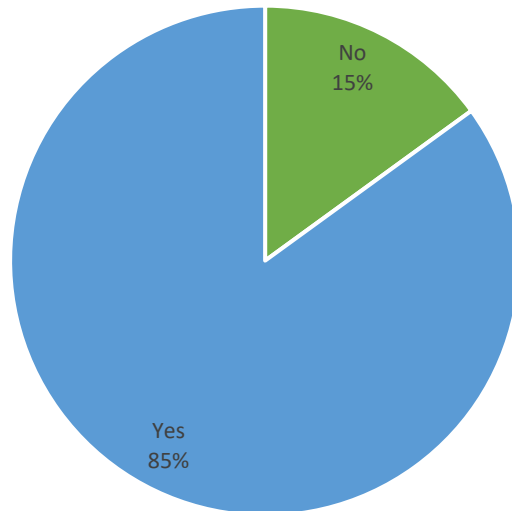
<u>License Type</u>	<u>Diversely Owned</u>		<u>Total</u>
	<u>No</u>	<u>Yes</u>	
Cultivator	146	215	361
Manufacturer	76	126	202
Wholesaler	2	2	4
Distributor	2	7	9
Retailer	163	542	705
Delivery		10	10
Testing Laboratory	7	2	9
Grand Total	396	904	1300



Majority Owner with Prior Marijuana Convictions

All data as of September 25, 2022

<u>Prior Marijuana Conviction</u>	<u>Number</u>	<u>Percentage</u>
No	1100	85%
Yes	200	15%
Grand Total	1300	100.0%



<u>License Type</u>	<u>Prior Marijuana Conviction</u>		<u>Total</u>
	<u>No</u>	<u>Yes</u>	
Cultivator	286	75	361
Manufacturer	174	28	202
Wholesaler	3	1	4
Distributor	8	1	9
Retailer	613	92	705
Delivery	7	3	10
Testing Laboratory	9	0	9
Grand Total	1100	200	1300



Awardee Data

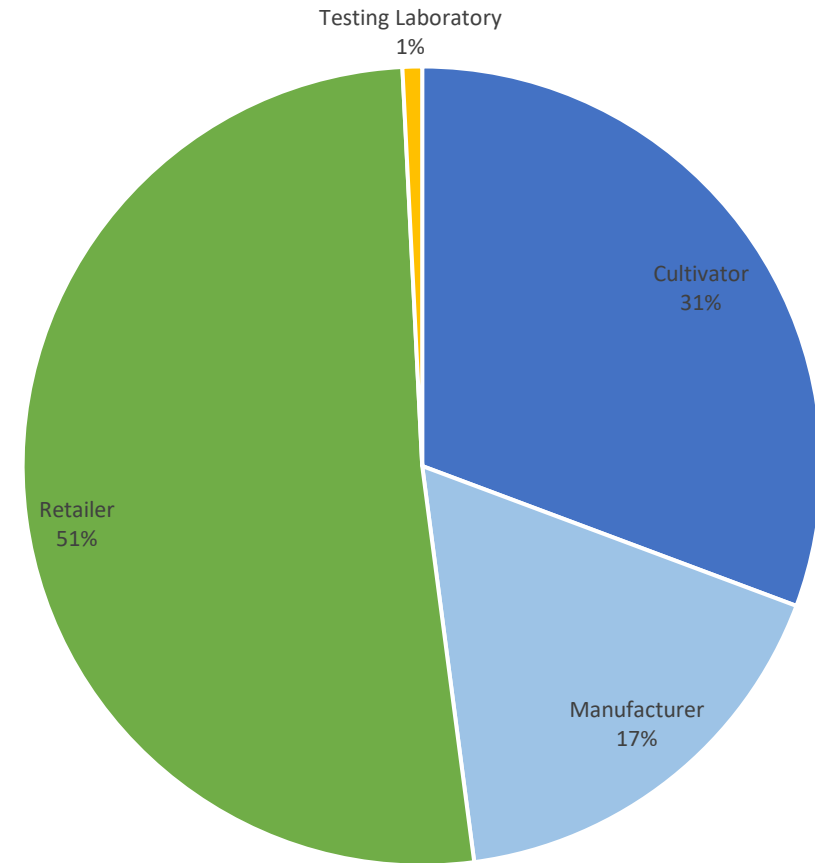
(All Conditional License Awardees)



License Type

All data as of September 25, 2022

<u>License Type</u>	<u>Number</u>	<u>Percentage</u>
Cultivator	155	30.69%
Manufacturer	87	17.23%
Retailer	259	51.29%
Testing Laboratory	4	0.79%
Grand Total	505	100.00%

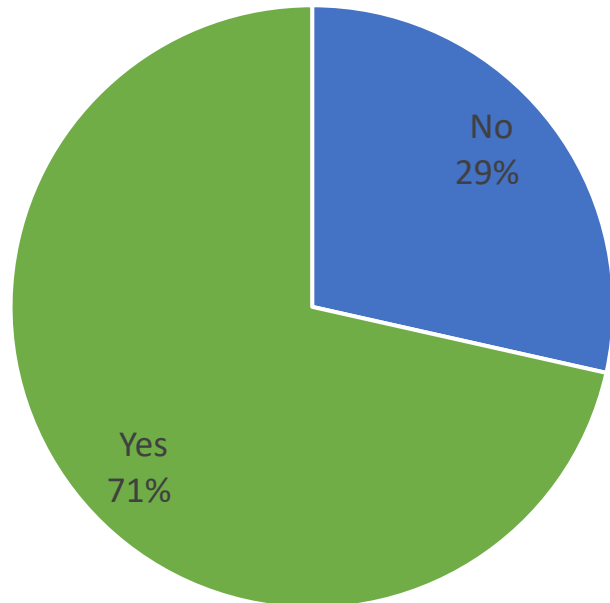




Diversely Owned Business

All data as of September 25, 2022

<u>Diversely Owned</u>	<u>Number</u>	<u>Percentage</u>
No	144	29%
Yes	361	71%
Grand Total	505	100%



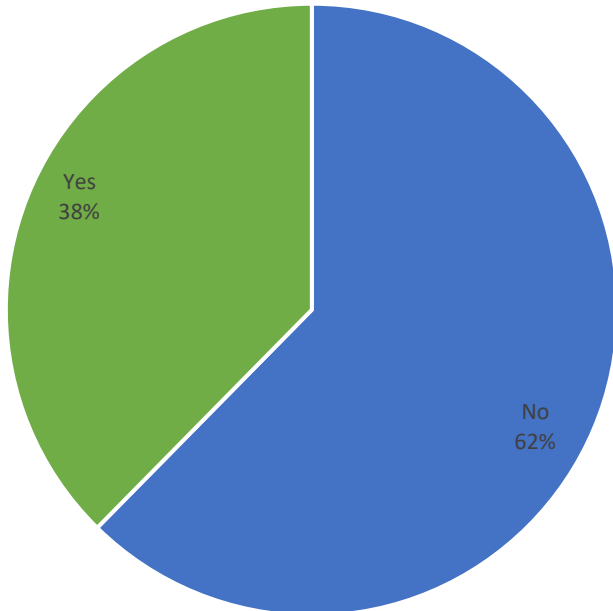
<u>License Type</u>	<u>Diversely Owned</u>		<u>Total</u>
	<u>No</u>	<u>Yes</u>	
Cultivator	60	95	155
Manufacturer	34	53	87
Retailer	46	213	259
Testing Laboratory	4	0	4
Grand Total	144	361	505



Social Equity Business

All data as of September 25, 2022

<u>Social Equity Business</u>	<u>Number</u>	<u>Percentage</u>
No	315	62%
Yes	190	38%
Grand Total	505	100%



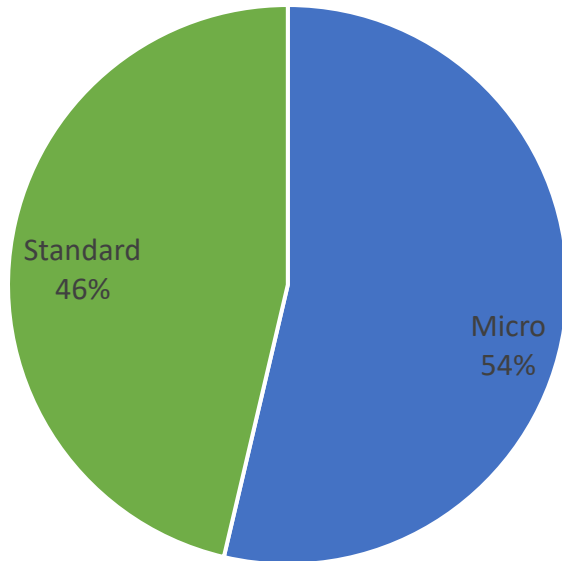
<u>License Type</u>	<u>Social Equity</u>		<u>Total</u>
	<u>No</u>	<u>Yes</u>	
Cultivator	79	76	155
Manufacturer	51	36	87
Retailer	181	78	259
Testing Laboratory	4	0	4
Grand Total	315	190	505



Business Category

All data as of September 25, 2022

<u>Business Category</u>	<u>Number</u>	<u>Percentage</u>
Micro	220	43.56%
Standard	285	56.44%
Grand Total	505	100.00%



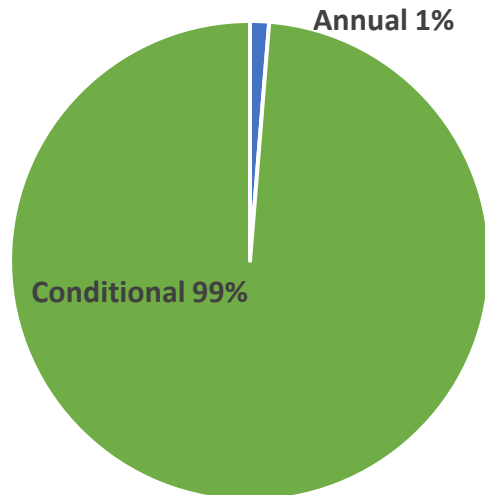
<u>License Type</u>	<u>Business Category</u>		<u>Total</u>
	<u>Micro</u>	<u>Standard</u>	
Cultivator	63	92	155
Manufacturer	36	51	87
Retailer	121	138	259
Testing Laboratory	0	4	4
Grand Total	220	285	505



Application Type

All data as of September 25, 2022

<u>Application Type</u>	<u>Number</u>	<u>Percentage</u>
Annual	4	0.59%
Conditional	501	99.41%
Grand Total	505	100.00%



<u>License Type</u>	<u>Application Type</u>		<u>Total</u>
	<u>Annual</u>	<u>Conditional</u>	
Cultivator	0	155	155
Manufacturer	0	87	87
Retailer	0	259	259
Testing Laboratory	4	0	4
Grand Total	4	501	505

Testing Laboratory licenses are always annual Licenses



Diversely Owned Business by Category

All data as of September 25, 2022

<u>Diversely Owned Category</u>	<u>Number</u>	<u>Percentage</u>
Disabled Veteran Owned	10	2.0%
Disabled Veteran & Minority Owned	2	0.4%
Minority Owned	135	26.7%
Minority & Woman Owned	101	20.0%
Woman Owned	112	22.2%
Woman, Disabled Veteran & Minority Owned	1	0.2%
Not Diversely Owned	144	28.5%
Grand Total	505	100.0%

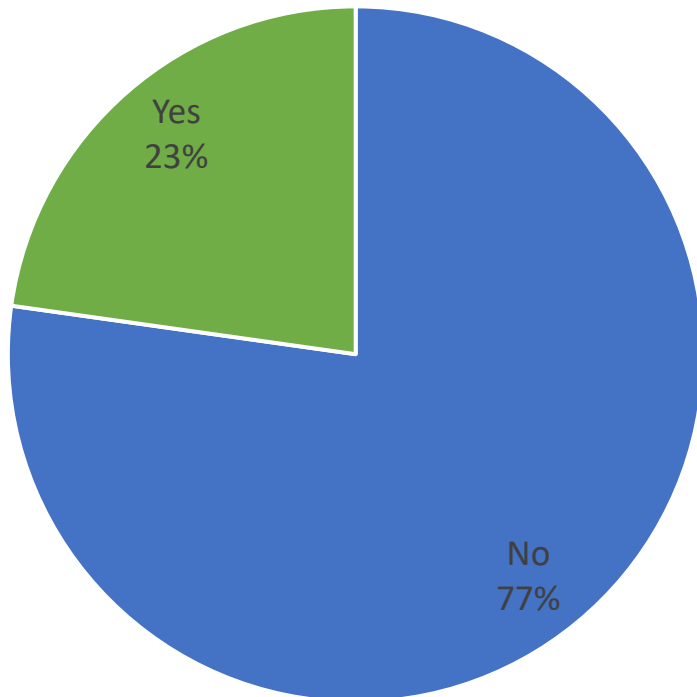
<u>Total State Department Certifications</u>	<u>Number</u>
Minority Owned	239
Disabled Veteran Owned	13
Woman Owned	214



Majority Owned Previous Marijuana Conviction

All data as of September 25, 2022

<u>Previous Marijuana Conviction</u>	<u>Number</u>	<u>Percentage</u>
No	390	77.23%
Yes	115	22.77%
Grand Total	505	100.00%



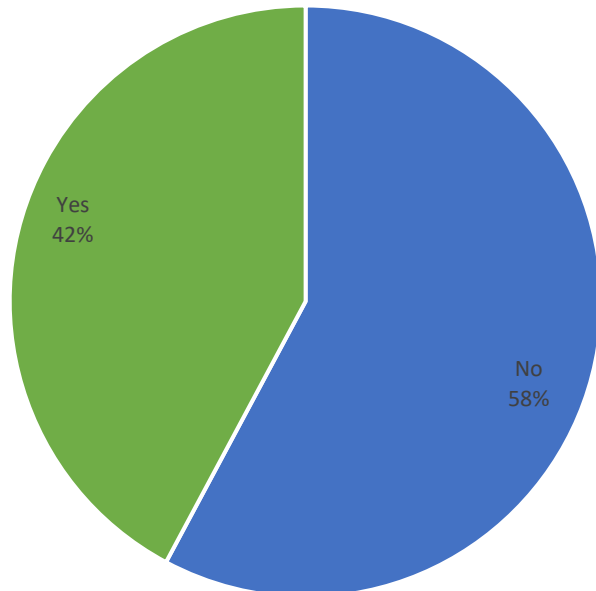
<u>License Type</u>	<u>Previous Marijuana Conviction</u>		<u>Total</u>
	<u>No</u>	<u>Yes</u>	
Cultivator	108	47	155
Manufacturer	66	21	87
Retailer	212	47	259
Testing Laboratory	4	0	4
Grand Total	390	115	505



Proposed Location within an Impact Zone

All data as of September 25, 2022

<u>Located within an Impact Zone</u>	<u>Number</u>	<u>Percentage</u>
No	292	58%
Yes	213	42%
Grand Total	505	100%



<u>License Type</u>	<u>Located within an Impact Zone</u>		<u>Total</u>
	<u>No</u>	<u>Yes</u>	
Cultivator	81	74	155
Manufacturer	46	41	87
Retailer	162	97	259
Testing Laboratory	3	1	4
Grand Total	292	213	505



Annual Licensees for Testing Labs



Testing Labs Entity Data

All data as of September 25, 2022

<u>ID</u>	<u>Entity Name</u>	<u>License Type</u>	<u>Business Category</u>	<u>Social Equity</u>	<u>Diversely Owned</u>	<u>Impact Zone Business</u>	<u>Disabled Veteran Owned</u>
1173	Trichome Analytical LLC	Testing Laboratory	Standard	No	No	Yes	No
1328	NEW JERSEY CANNALYTICS LLC	Testing Laboratory	Standard	No	No	No	No
1757	Green Analytics East LLC	Testing Laboratory	Standard	No	No	No	No
1903	SRIVEN LABS LLC	Testing Laboratory	Standard	No	No	No	No