

2024 ANNUAL REPORT





STATE OF NEW JERSEY
CASINO CONTROL COMMISSION



*The Independent Licensing Authority
of New Jersey's Gaming Industry.*

THE 2024 ANNUAL REPORT OF THE NEW JERSEY CASINO CONTROL COMMISSION



State of New Jersey
Governor Phil Murphy

2024 MAJOR EVENTS

The Commission hosted and attended numerous community events focusing on casino employment, veterans, and reentry efforts.

See pages **8** and **9**



Photo Credit: Visit Atlantic City

Atlantic City's Total Gaming Revenue was nearly \$5.7 billion, the highest compared to any other year in its history. The Casino Revenue Fund exceeded \$12.7 billion since inception.

See pages **30**, **51**, and **69**

Internet Gaming Win marked another year of significant growth. Revenue exceeded \$2.3 billion, an increase of 24.1% from 2023.

See pages **21** and **49**




TABLE OF CONTENTS

04 Chairman's Message

06 Commission Members

08 Mission & Vision in Action

CORE VALUES:

10 Operational Highlights

✓ **KNOWLEDGE**

✓ **CUSTOMER SERVICE**

17 Organizational Information

✓ **INTEGRITY**

✓ **EFFICIENCY**

20 Improvement & Recognition

✓ **SUSTAINABILITY**

✓ **RESOLVE**

21 Internet Gaming

24 Responsible Gaming

25 Sports Wagering


30 Atlantic City Casinos

40 Atlantic City
Experiences

42 Spotlight on Atlantic City

43 Revenues, Expenses, & Disbursements





CHAIRMAN'S MESSAGE

New Jersey's journey with legalized gaming as a unique tool of urban redevelopment began in the Legislature fifty years ago. In November 1974, voters were asked to amend the State Constitution to allow casino gambling in municipalities approved through local and county referendum. At that time, Nevada was the only U.S. state with legal casinos, where infiltration by organized crime was common knowledge. That public question was defeated by sixty percent of New Jersey's voters.

Two years later, in November 1976, voters were again asked to amend the State Constitution to allow casino gambling, under strict regulation, and in Atlantic City only—with gaming tax revenues applied solely for programs that benefit eligible senior citizens and disabled residents of the State. That referendum was approved by fifty-six percent of voters, leading to adoption of the seminal New Jersey Casino Control Act in 1977.

In nearly five decades of legalized and regulated casino gaming, \$13 billion has been raised for critical programs that benefit senior and disabled citizens in every county of the State. Those funds have helped improve the quality of life for countless New Jerseyans—through pharmaceutical aid, hearing aid assistance, personal assistance programs, transportation, vocational rehabilitation, and more.

The amount of funds raised for senior and disabled programs accelerated dramatically after New Jersey introduced legalized online gaming in 2013 and sports wagering in 2018, which now exceed one-half billion dollars annually. In comparison to pre-pandemic 2019, gaming-related taxes and fees have more than doubled, from \$266 million in fiscal 2019 to over \$569 million in fiscal 2024. For New Jersey's seniors and disabled residents, the State's journey with legalized gaming has been a profound success.

Gaming-funded programs for seniors and the disabled continue to strengthen. In 2024, online gaming solidified as a prominent and critical segment of New Jersey's gaming revenue streams. Internet gaming win exceeded last year's record by a remarkable 24.1 percent. Sports wagering also set a new annual record. Sports wagering revenue grew 4.5 percent in Atlantic City and, when combined with racetracks, improved 8.7 percent statewide. Those two forms of gambling pushed Atlantic City's total gaming revenue to a record-high \$5.698 billion—eclipsing \$5 billion for the second consecutive year. New Jersey's total gaming revenue was nearly \$6.3 billion, besting last year's record by nine percent.

Every casino was profitable in 2024, despite the impact of recent increased costs that affected businesses everywhere. Atlantic City's in-person casino win ranked as the second-best year since 2013, but it did not match the record growth of the online gaming and sports wagering segments. Despite some challenges, the casinos have not shied away from investing in their properties and adding new experiences to encourage visitation and remain competitive.

“In nearly five decades of legalized and regulated casino gaming, \$13 billion has been raised for critical programs that benefit senior and disabled citizens in every county of the State.”



“Gaming-funded programs for seniors and the disabled continue to strengthen.”

Capital improvements by the casino industry in 2024 totaled \$232.6 million, with casinos adding more first-class gaming and entertainment attractions, new restaurants, and updating hotel rooms and other spaces. Since 1978, the casino hotels have devoted \$19.6 billion toward construction and capital improvements. These substantial investments in Atlantic City are reflective of the casino industry’s commitment to grow New Jersey’s convention, tourism, and entertainment centers.

“In comparison to pre-pandemic 2019, gaming-related taxes and fees have more than doubled, from \$266 million in fiscal 2019 to over \$569 million in fiscal 2024.”

As the casino industry spent money to improve experiences for visitors and strengthen Atlantic City’s appeal, businesses in every New Jersey county benefitted. The casino hotels purchased \$578 million in goods and services from 950 New Jersey-based businesses, representing more than half of the casino industry’s total spending in 2024. All of that economic activity supported countless jobs throughout the State.

The casino hotels directly employed more than 21,700 residents in 2024, with combined salaries approaching \$740 million. In reality, the gaming industry’s positive employment impact is even more significant, considering the number of residents who work for casino partners and lessees.


To raise awareness of employment opportunities, the Commission participated in twenty community events across southern New Jersey and spoke with 1,263 job seekers. In highlighting the partnership that exists between the industry and the community, the Commission bolsters public confidence and trust in the industry as a critical economic engine for Atlantic City, the region, and the State.

Community events also provide valuable opportunities to share responsible gaming information and increase public awareness of state-funded programs, education, and treatment for people with a gambling problem. New Jersey is committed to doing more, and I was honored to be appointed by Governor Murphy as a member of the task force charged with identifying ways to update and improve New Jersey’s responsible gaming initiatives.

“New Jersey’s total gaming revenue was nearly \$6.3 billion, besting last year’s record by nine percent.”


New Jersey’s fifty-year journey with legalized gaming began with great optimism. Nearly one-half century later, the positive impact from billions of dollars of economic activity is undeniable. The billions more raised for programs benefitting senior and disabled New Jerseyans has been astounding. Legalized gaming’s contribution to the general welfare, health, and prosperity of the residents of Atlantic City and the State has been remarkable, and it is continuing to grow.

Very truly yours,



James T. Plousis
Chairman

COMMISSION MEMBERS



James T. Plousis
Chairman

Chairman Plousis is a veteran public service and law enforcement professional well known for his leadership skills. He was sworn in as the eighth chairman of the Commission on December 26, 2017. He has reinvigorated the Commission’s vision as a “key partner and catalyst in promoting the general welfare, health, and prosperity of New Jersey,” and has continued his strong track record of identifying and implementing efficiencies.

Plousis has presided over a number of casino licensing hearings as chairman. Additionally, he has hosted delegations from other jurisdictions throughout the United States and internationally, including high level officials from Japan in 2023. Plousis often refers to the New Jersey gaming regulatory structure as the “gold standard” for the industry.

Plousis is committed to the state’s efforts to revitalize Atlantic City. He expanded the Commission’s participation in the community, helping to increase awareness of the many non-profit groups working to improve life in the city. As an ex-officio member of the Casino Reinvestment Development Authority, he took initiative to promote cooperation in the regional tourism industry through outreach to the business community.

He works with veteran groups to develop opportunities that link unemployed veterans with job opportunities in the casino industry. He also assists the Department of Corrections, the State Parole Board, and the New Jersey Judiciary with their shared goal to increase employer awareness of the many advantages of employing rehabilitated, trained, and skilled workers who have successfully exited the criminal justice system.

His vast experience includes serving as the chairman for the State Parole Board, as United States Marshal for New Jersey, and as sheriff of Cape May County for six terms. He coordinated two of the largest Fugitive Safe Surrender Programs in the nation and was the U.S. Marshals Service Liaison for New Orleans during Hurricane Katrina.

As chairman of the State Parole Board, Plousis partnered with government, non-profit, and private agencies to connect ex-prisoners with vocational, mental health, and other key services. He also spearheaded efforts to address the needs of veterans in the criminal justice system.

Plousis serves on the Advisory Board of the Lloyd D. Levenson Institute of Gaming, Hospitality and Tourism at Stockton University. He is an active volunteer for several organizations, including Hand to Hand for Haiti. He is a graduate of Slippery Rock University and Rutgers University’s Public Manager Program.

COMMISSION MEMBERS



Vice Chair

Alisa Cooper was appointed as a commissioner in August 2012 by Governor Chris Christie to complete an unexpired term. She was appointed in December 2014 to a full five-year term and reappointed by Governor Phil Murphy to a second full term in June 2021.

Cooper joined the Commission during a very challenging time for gaming in Atlantic City. Her vast experience, long history of involvement in the region, and enthusiasm for Atlantic City's strong potential have guided her contributions to major decisions influencing the casino industry. She is proud to have played a vital role providing economic growth, job creation, and revitalization.

Cooper was born and raised in Atlantic City and is an alumna of Atlantic City High School. After earning her degree in Music Education from the University of Maryland, she returned to her home town and enjoyed several decades in the music and entertainment business, owning Alisa Cooper Orchestras. Her lifelong passion for music and children led her to a rewarding career as a music educator.

Prior to joining the Commission, Cooper served on the Atlantic County Board of Chosen Freeholders, having been elected in 2005 and reelected in 2008. While in office, she served on various committees that positively impacted the lives of Atlantic County residents. Also in 2008, Cooper was appointed to the New Jersey State Council on the Arts, which enabled her to promote music and the arts throughout the state. She has received numerous awards for her charitable activities and has helped raise thousands of dollars for numerous non-profits including the Community Food Bank of South Jersey, the Atlantic County Animal Shelter, and the U.S. Marshals Survivors Benefit Fund. In 2014, she was inducted into the "Atlantic County Women's Hall of Fame" for her commitment to public service and government.

Currently, Cooper sits on the Board of the Community Foundation of South Jersey and is actively involved with a large number of community, philanthropic, and civic organizations.



Commissioner

Joyce Mollineaux was appointed as a commissioner by Governor Murphy in June 2021. Her appointment was confirmed by the New Jersey Senate on June 30, 2021 and she was sworn into office on August 2, 2021.

As a longtime resident of Atlantic City, Mollineaux brings to the Commission a full understanding of the importance of the casino industry to the region, the city, its residents, and the casino workforce.

Immediately before joining the Commission, Mollineaux worked in Licensing for the City of Atlantic City. She served as a member of City Council from 2006 to 2008 and was State Secretary of the National Association for the Advancement of Colored People (NAACP) from 1998 to 2010. Previously, she worked in the accounting department of the former Sands Hotel and Casino for five years.

Mollineaux's recent experience in licensing, coupled with her background in the casino industry, led to her appreciation of New Jersey's strong casino licensing system. She is committed to ensuring people in the industry possess good character, honesty, and integrity, which forms the basis for the public's confidence and trust in the credibility of the regulatory process and in casino gaming.

Mollineaux's long service to the community is well known. She serves as president of the Atlantic City Citizen Advisory Board. Previously, she was Vice Chairperson of the Human Service Advisory Council. She served as Secretary, and later, President of the NAACP Atlantic City branch. She also served as a member of the Atlantic City Zoning Board from 2003 to 2005.

She resides in Atlantic City.

MISSION & VISION IN ACTION

The Commission's commitment to its mission and vision provides the blueprint to build and grow relationships with the community it serves. The Commission improves community awareness and facilitates access to the benefits that casino gaming offers. Through frequent and sustained engagement, the Commission bolsters public confidence and trust in the casino industry as a critical economic engine for Atlantic City, the region, and the State.

COMMUNITY OUTREACH

REENTRY GROUPS

Pursuant to legislation enacted by Governor Murphy, individuals who have successfully exited the criminal justice system and graduated from recovery court may now be eligible for a casino key employee license.



Chairman Plousis and Jada Fulmore, Director of Community Outreach at NJ Reentry Corp.

The Commission coordinates with reentry organizations and provides affected individuals with casino employment information. **Events attended in 2024 include:**

- NJ Reentry Corporation Annual Reentry Conference
- NJ Judiciary's Career and Resource Fairs
- Gloucester County Mega Job Fair and Resource Event
- NJ Reentry Corporation Job Fair



CCC staff at the NJ Judiciary Salem County Career and Resource Fair.



CCC staff at the Pleasantville High School Career Fair.

COMMUNITY EVENTS

- Pleasantville High School Career Fair
- Civil Service Commission's Statewide Job Fair
- Pleasantville Employment and Community Resource Fair
- Stockton University Community Resource Fair



CCC staff with Civil Service Commission Chair Allison Chris Myers.

For more information on our involvement in reentry and the community, please visit: njccc.gov/community

MISSION & VISION IN ACTION

MILITARY FAMILIES

The Commission participates with public sector agencies and non-profit organizations to provide veterans with information on the broad employment opportunities that exist for them and their family members. Veterans possess valuable training and skills that are transferable to various careers in the casino industry.



New Jersey Department of Military and Veterans Affairs (DMAVA) Veterans Service Medal Award Ceremony. Below, Chairman Plousis (right) with Brigadier General Yvonne L. Mays (center), the Adjutant General of New Jersey.



Events attended in 2024 include:

- CCC hosted DMAVA's Veterans Service Medal Award Ceremony
- NJ Veteran's Housing Symposium
- American Legion's Regional Stand Down
- Atlantic Cape Community College's Veteran Resource Fair and Mini Stand Down

CASINO CAREER FAIR

The Commission partnered with The American Legion to hold its annual **Casino Career Fair** in April, which welcomed all job seekers in the community and encouraged Active Duty, National Guard, Reservists, Veterans, and their families to connect with casino hiring managers and explore casino career opportunities. Attendees were offered assistance with interviewing skills, resume writing techniques, and on-site interviews.



For more information on our involvement in veterans events, please visit: njccc.gov/vets

OPERATIONAL HIGHLIGHTS

REGULATORY ACTIVITIES

PUBLIC MEETINGS

*LICENSING CASINOS
AND INTERNET
GAMING AFFILIATES*

*HEARINGS
AND APPEALS*

CONTINUOUS STUDIES

*PUBLIC
ENGAGEMENTS*

*LICENSING CASINO
KEY EMPLOYEES AND
CASINO QUALIFIERS*

The Commission is the **independent licensing authority** of New Jersey's casinos and its key employees. As a quasi-judicial panel, the Commission conducts hearings on contested casino key employee license matters as well as appeals from decisions of, or penalties imposed by, the Division of Gaming Enforcement (Division).

The Commission is comprised of up to three members, appointed by the Governor and confirmed by the State Senate. Commissioners serve staggered, five-year terms and can only be removed for cause. By law, no more than two Commissioners can be of the same political party, a requirement that provides political balance on the panel.

The success and ongoing viability of the gaming industry remains inextricably linked to the public's confidence that the State of New Jersey will ensure that people in the industry possess good character, honesty, and integrity. Stewardship over that public confidence is a principal responsibility of the Commission and its Chairman.

The Commission's regulatory efforts through the years have helped create an environment in which New Jersey's casinos can prosper and from which the citizens of New Jersey benefit. With proper regulatory controls, the industry serves as a catalyst to create economic benefits for Atlantic City, the Greater Atlantic City Region, and the entire State of New Jersey.

The Commission holds regular public meetings to consider and render decisions upon applications for licensure and related determinations after consideration of all pertinent information and filings including the investigative results and recommendations of the Division.

PUBLIC MEETINGS



OPERATIONAL HIGHLIGHTS

LICENSING CASINOS AND INTERNET GAMING AFFILIATES

The Commission licenses New Jersey's casinos and Internet gaming affiliates of casinos. The Commission also rules on the qualification of persons and entities required to qualify in conjunction with a casino license. Applicants are required to establish, among other things, their financial stability, integrity, responsibility, business ability and experience necessary to establish and maintain a successful, efficient casino operation. Highlights:

Marina District Development Company, LLC d/b/a Borgata Hotel Casino & Spa (MGM Resorts International)

Found individuals plenary qualified to serve as President of MGM Resorts International Operations and Senior Vice President and Chief Information Security Officer.

Found individuals qualified to serve, on a temporary basis and subject to plenary qualification, as Interim Senior Vice President of Global Security and Outside Director.

Caesars AC, Harrah's AC, Tropicana AC (Caesars Entertainment, Inc.)

Found individuals plenary qualified to serve as Senior Vice President and Chief Audit Executive, Chief Information and Product Transformation Officer, and Chief Information Security Officer.

Found individuals qualified to serve, on a temporary basis and subject to plenary qualification, as Chief Information Security Officer, Vice President of Gaming, and as Senior Vice President of Regional Marketing Strategy.

Found appointees qualified to serve, on a temporary basis and subject to plenary qualification, as Members of the Board of Directors for Caesars Entertainment, Inc.

Granted the Petition of CEI to dissolve the Trust Account, terminate the Trust Agreement between CEI and designated Trustee, and discharge the Trustee.

Caesars Interactive Entertainment New Jersey, LLC (Caesars Entertainment, Inc.)

Found individual plenary qualified to serve as Senior Vice President Retail Sportsbook for William Hill US Holdco, Inc.

Considered the Joint Petition of Caesars Entertainment, Inc. and Caesars Interactive Entertainment New Jersey, LLC and found Digital HoldCo, LLC plenary qualified as a new holding company of Caesars Interactive Entertainment New Jersey, LLC and found designated individuals continued to be qualified.



Premier Entertainment AC, LLC d/b/a Bally's Atlantic City (Bally's Corporation)

Found individuals plenary qualified to serve as Executive Vice President and Chief Financial Officer and Senior Vice President, Global Chief Compliance Officer.

Found individuals qualified to serve, on a temporary basis and subject to plenary qualification, as Chief Technology Officer and as Regional Director of Compliance.

OPERATIONAL HIGHLIGHTS

LICENSING CASINOS AND INTERNET GAMING AFFILIATES (cont.)

DGMB Casino, LLC d/b/a Resorts Casino Hotel

Considered the Joint Petition of DGMB Casino, LLC and MGA Holding NJ, LLC and found MGA Holding NJ, LLC qualified as Security Holder and Entity Qualifier of DGMB Casino, LLC and found designated individuals qualified.



AC Ocean Walk, LLC d/b/a/ Ocean Casino Resort

Found individual plenary qualified to serve as Chief Financial Officer for Luxor Capital Group, LP.

Found appointee plenary qualified to serve as a Member of the Audit and Compliance Committees.

Golden Nugget Atlantic City, LLC d/b/a Golden Nugget Atlantic City (Fertitta Entertainment, LLC)

Found appointee qualified to serve, on a temporary basis and subject to plenary qualification, as Director and Member of the Audit Committee for Fertitta Entertainment, LLC.

HEARINGS AND APPEALS

As a quasi-judicial panel, the Commission provides **administrative due process** to all applicants and licensees and hears contested casino key employee license matters as well as appeals from decisions or penalties imposed by the Division. Highlights:

Performed the following:

- Opened **twenty-nine** new contested cases.
- Resolved **thirty-six** contested cases.
- Opened **seventy-five** appeals. **Three** appeals progressed to oral argument resulting in Initial Decisions issued for each.

Provided information to contested case parties and potential appellants.

Continued to provide applicants with timely virtual conferences on contested cases without requiring any of the parties to be physically present.

GAMING AND NON-GAMING STUDIES

RESEARCHES STUDIES MONITORS EVALUATES

(Section 72 of the
Casino Control Act)

Carries on a continuous study of the operation and administration of gaming, including in other jurisdictions. The revenues, expenses, and disbursements of casino licensees contained in this annual report is one product of that study.

Evaluates the proliferation of gaming, along with recent trends and technologies in gaming, and the operation of casinos with emphasis on the impact of competition on the Atlantic City market and regional markets.

Identifies and analyzes economic trends and opportunities.

Evaluates current and pending legislation, including in other jurisdictions.

OPERATIONAL HIGHLIGHTS

The Commission provides transparency in administering its duties and responds to requests for information, interviews, and speaking engagements in order to strengthen public confidence and trust in the credibility and integrity of the regulatory process. Highlights:

- Participated in speaking engagements telephonically, virtually, and in person.



- **Chairman Plousis** provided an update on casino gaming in Atlantic City at the 27th Annual East Coast Gaming Congress.
- Interacted with government officials and other stakeholders on a myriad of topics, providing information and analyses as requested.
- Responded to requests for information and documents under the Freedom of Information Act and the Open Public Records Act (OPRA). In responding to OPRA requests, hundreds of records were reviewed.

- Responded to requests for information from the media and other gaming jurisdictions.
- Maintained a social media presence on several platforms to extend the reach of the agency's public engagement.
- Chairman Plousis partnered with the American Gaming Association in a presentation to the National Sheriffs' Association on the status of legal and illegal sports wagering.
- Chairman Plousis, below, speaks at the Celebration of Successes event hosted by the South Jersey Community Reentry Coalition.



Photo Credit: Chloe Carr

OPERATIONAL HIGHLIGHTS

LICENSING CASINO KEY EMPLOYEES AND CASINO QUALIFIERS

The Commission licenses persons involved in the operation of a casino in a supervisory capacity or empowered to make discretionary decisions on casino operations; persons empowered to make discretionary decisions on the management of an approved casino hotel and other persons the Commission designates as casino key employees. Highlights:

Premier Entertainment AC, LLC d/b/a Bally's Atlantic City (Bally's Corporation)

Issued initial casino key employee license and plenary qualification for the Vice President of Finance.

Caesars Interactive Entertainment New Jersey, LLC (Caesars Entertainment, Inc.)

Issued initial casino key employee licenses and plenary qualification for the Vice President of Compliance and Licensing, Vice President of Finance, and Director of I-Gaming Compliance.

Caesars AC, Harrah's AC, Tropicana AC (Caesars Entertainment, Inc.)

Issued initial casino key employee license and plenary qualification for the Vice President of Finance, Regional.

Issued temporary casino key employee licenses and permission to assume duties, pending qualification, for the Regional President – East and the Vice President of Operations.

Tropicana Atlantic City Corp. d/b/a/ Tropicana Atlantic City (Caesars Entertainment, Inc.)

Issued initial casino key employee license and plenary qualification for the Director of Food and Beverage.

Issued temporary casino key employee license and permission to assume duties, pending qualification, for the Vice President of Security.

Marina District Development Company, LLC d/b/a Borgata Hotel Casino & Spa (MGM Resorts International)

Issued initial casino key employee licenses and plenary qualification for the Vice President Regional Technology, President and Chief Operating Officer, and Vice President of Marketing.

Issued temporary casino key employee license and permission to assume duties, pending qualification, for the Vice President of Human Resources.

Golden Nugget Atlantic City, LLC d/b/a Golden Nugget Atlantic City (Fertitta Entertainment, LLC)

Issued temporary casino key employee licenses and permission to assume duties, pending qualification, for the Vice President of Finance and Chief Financial Officer and the Vice President of Human Resources.

Boardwalk 1000, LLC d/b/a Hard Rock Atlantic City

Issued initial casino key employee licenses and plenary qualification for the Vice President of Asian Marketing, Chief Financial Officer, and three Vice Presidents of Player Development.

DGMB Casino, LLC d/b/a Resorts Casino Hotel

Issued temporary casino key employee license for the President of the CSIE Licensee MGA Gaming, LLC.

OPERATIONAL HIGHLIGHTS

LICENSING CASINO KEY EMPLOYEES

The process to obtain a casino key employee license begins by filing an application with the Commission, including all required information and support documents, followed by a background investigation by the Division. As the independent licensing authority of New Jersey's gaming industry, the Commission must find that an applicant has good character, honesty, and integrity, as well as financial stability and responsibility, prior to issuing a casino key employee license. Generally, casino key employee license holders must be residents of New Jersey unless granted a residency waiver by the Commission. An initial casino key employee license is valid for five years. Resubmission is required every five years. Highlights:

CASINO KEY LICENSEE INFORMATION, REVENUE, AND ACTIVITIES

MAINTAINS AND MONITORS

Handled inquiries
1,914

Generated lists and sent mailings
494

Produced and reviewed reports to verify compliance with key license requirements
264

INTAKE

Resubmission key licenses
167

Initial key licenses
119

ISSUED

Resubmission key licenses
327

Temporary key licenses and extensions
101

Initial key licenses
118

Duplicate/Replacement key licenses
15

APPROVALS

Requests to inactivate key licenses
76

Multi-casino endorsements
26

Requests for withdrawal of key license applications
26

Lapsed key licenses
84

3,731

TOTAL INTERACTIONS



\$214,590

TOTAL KEY LICENSE FEES AND
RELATED REVENUES COLLECTED

For more information on casino key employee licenses, please visit: njccc.gov/services/licensing

OPERATIONAL HIGHLIGHTS

Guided by its mission to **promote public confidence and trust** in the credibility and integrity of the gaming industry, the Commission reviewed, analyzed, and considered economic and financial aspects of matters in accordance with New Jersey statutes. Highlights:

Gaming revenue including slot machines, table games, Internet, and sports wagering.

Casino Hotel Room **Fees and Surcharges** to support certification by the Division of Taxation.

Market share, operating profit, and expenses of the **Atlantic City casinos**.

Trends in **non-gaming** taxes and fees.

Accounting and financial records filed with the Commission by applicants and licensees.

Economic concentration in the casino industry.

Non-gaming and gaming **revenues** and promotional **allowances**.

Evidence of the **financial stability, integrity,** and **responsibility** of applicants.

REVENUE CERTIFICATION

REVIEWS, AUDITS, CERTIFIES, CONFIRMS, AND MAINTAINS FORECASTS OF CASINO PARKING FEE REVENUE (SECTION 173.5 OF THE CASINO CONTROL ACT)

\$2.98 million funded programs to benefit aged and disabled residents of the state and **\$14.89 million** remitted to the Casino Reinvestment Development Authority (CRDA) for the benefit of **Atlantic City***

Certified Casino Parking Fee Revenue of **\$17.86 million***

Total casino industry parking spaces **43,041**

Certified Casino Parking Fee Revenue of **\$547.29 million** (over 20 years)



*FY 2024 figures.

For detailed information on the number of casino parking spaces and casino parking fee revenue, see pages 60, 61, and 62.

ORGANIZATIONAL INFORMATION

INTERGOVERNMENTAL COLLABORATION

BUDGET & EXPENDITURE

Collaborated with the Department of Treasury, Administration, Office of Management and Budget, Office of Information Technology (OIT), Accounting Bureau, Contract Compliance, Property Management and Construction, and Purchase and Property to facilitate effective and efficient processes.

FACILITIES

Coordinated with the Department of Treasury and building management to address facility needs such as efficient space planning, maintenance, parking, security, and enhanced daily cleaning.

ENVIRONMENT

Volunteered in the Department of Transportation's Adopt-A-Highway litter removal program.



GOVERNANCE

Completed the agency's Internal Control Review in cooperation with the Department of Treasury as required by the state.

TRAINING

Participated in the Civil Service Commission's National Training & Development month initiative to facilitate learning in broad topics such as ethics, safety, and technology.

EMPLOYMENT PRACTICES

Maintained documentation for filing with the state's Division of Equal Employment Opportunity/Affirmative Action and monitored agency practices for compliance with related policies.

INFORMATION SECURITY & INTEGRITY

Worked with OIT and the NJ Cybersecurity and Communications Integration Cell (NJCCIC) to implement robust cybersecurity protection and monitoring.



NJCCIC provided cybersecurity training to all staff.

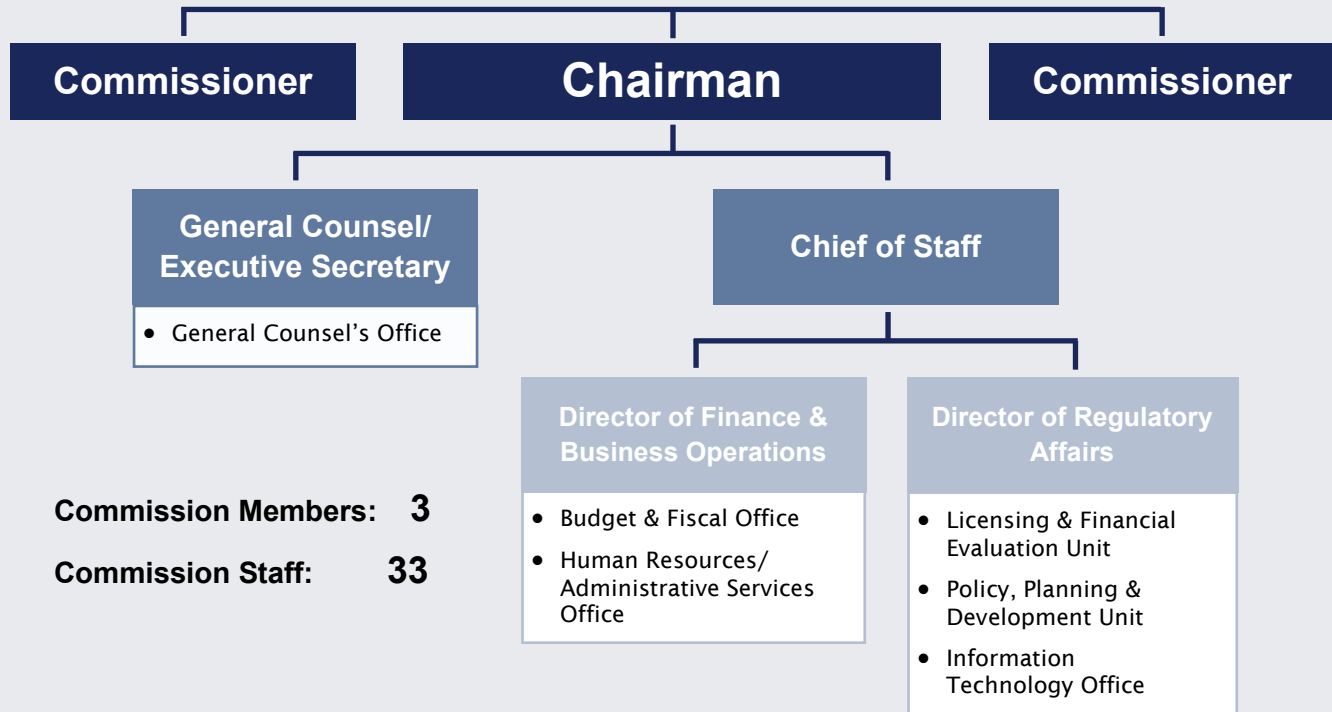
COMPLIANCE

Ensured compliance with Executive Orders, Treasury Circular Letters, and other directives, including laws and mandates. Supported the maintenance of professional licenses.

ORGANIZATIONAL INFORMATION

NEW JERSEY CASINO CONTROL COMMISSION

AS OF DECEMBER 31, 2024



In line with its vision and core values, the Commission reinforces the importance of a work environment focused on maximizing its knowledge in order to operate responsibly, efficiently, and with integrity. Highlights:

WORK INITIATIVES & ACTIONS

Initiated the consolidation of computer infrastructure to state data centers to reduce costs and improve business continuity.

Monitored the budget, cash flow, and safeguarded assets. Underspent budget appropriation by \$0.8 million or 10%.

Continued to provide a secure means for staff to work remotely when necessary to effectively deliver services without interruption.

Consistent with Executive Order 274 signed by Governor Murphy on November 10, 2021, the Commission is committed to reducing the agency's carbon footprint.

- Continued to effectively serve the needs of casino licensees, casino key employee license applicants, and the public by securely accepting online forms.
- Improved the quality of public meeting streams by enhancing equipment and infrastructure.
- Improved the continuity of public meeting streams by expanding staff cross-training.
- Completed a multi-agency project to upgrade key computer hardware systems, improving reliability and reducing maintenance costs.

ORGANIZATIONAL INFORMATION

BUDGET SUMMARY

FOR THE FISCAL YEARS ENDED JUNE 30

	FY 2022	FY 2023	FY 2024
Request	\$7,410,000	\$7,957,000	\$8,114,000
Appropriations	\$7,410,000	\$7,957,000	\$8,114,000
Expenditures	\$6,028,971	\$6,537,896	\$7,323,625
Resources Not Spent	\$1,381,029	\$1,419,104	\$790,375

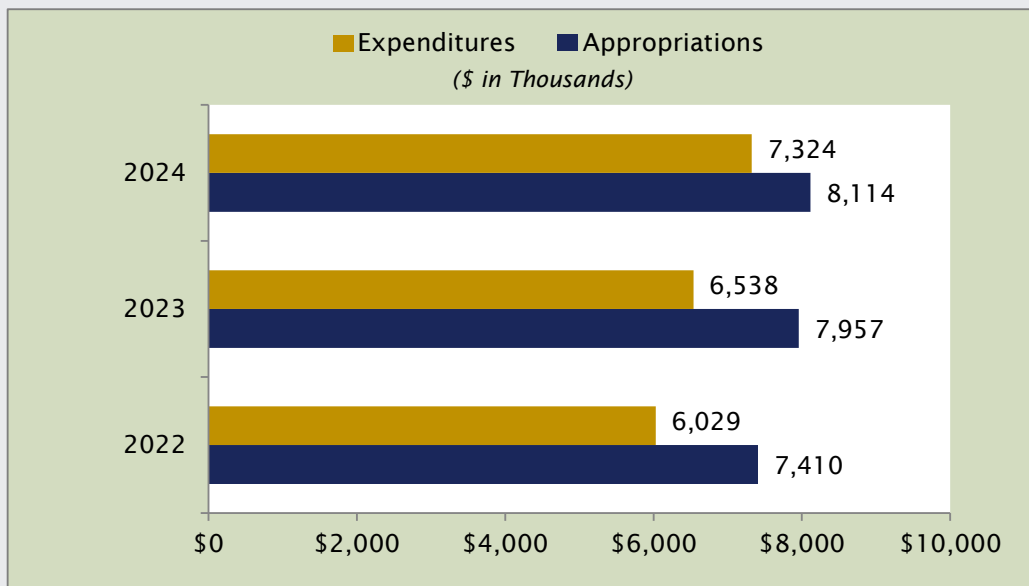
BUDGET COMPARISON BY APPROPRIATION UNIT

FOR THE FISCAL YEARS ENDED JUNE 30

	FY 2022		FY 2023		FY 2024	
(\$ in Thousands)	Appropriated	Expended	Appropriated	Expended	Appropriated	Expended
Salaries & Fringe Benefits	\$5,153	\$4,705	\$5,700	\$5,306	\$6,037	\$6,127
Materials & Supplies	\$ 84	\$ 64	\$ 84	\$ 28	\$ 84	\$ 30
Services Other Than Personal	\$ 600	\$ 272	\$ 600	\$ 272	\$ 600	\$ 287
Maintenance & Fixed Charges	\$1,333	\$ 892	\$1,333	\$ 856	\$1,153	\$ 859
Special Purpose	\$ 20	\$ 11	\$ 20	\$ 4	\$ 20	\$ 16
Capital Additions & Equipment	\$ 220	\$ 85	\$ 220	\$ 71	\$ 220	\$ 4
TOTALS	\$7,410	\$6,029	\$7,957	\$6,538	\$8,114	\$7,324

FINANCE STATISTICS

FOR THE FISCAL YEARS ENDED JUNE 30



Note: May not foot due to rounding.

IMPROVEMENT & RECOGNITION

In line with its vision to be a key partner and catalyst in **promoting the general welfare, health, and prosperity**, the Commission participates in the community to increase awareness of issues and opportunities and maintains a positive and professional work environment for its staff. Highlights:

HEALTH AND WELFARE

Acknowledged March as **Problem Gambling Awareness Month** and participated in online **Responsible Gambling Workshops** throughout the year.

Gambling problem?
Call 1-800-GAMBLER



Collected items for the **Hope for the Holidays** initiative, organized by **The Leadership Studio of Atlantic City**, a toy drive and community event that benefited over 600 children and families during the holiday season.

RECOGNITION



**CCC General Counsel
Dianna W.
Fautleroy, Esq.**
named to the prestigious
**2024 ROI Influencers:
Women in Business list.**

Participated in the
**NJ Employees
Charitable Campaign.**



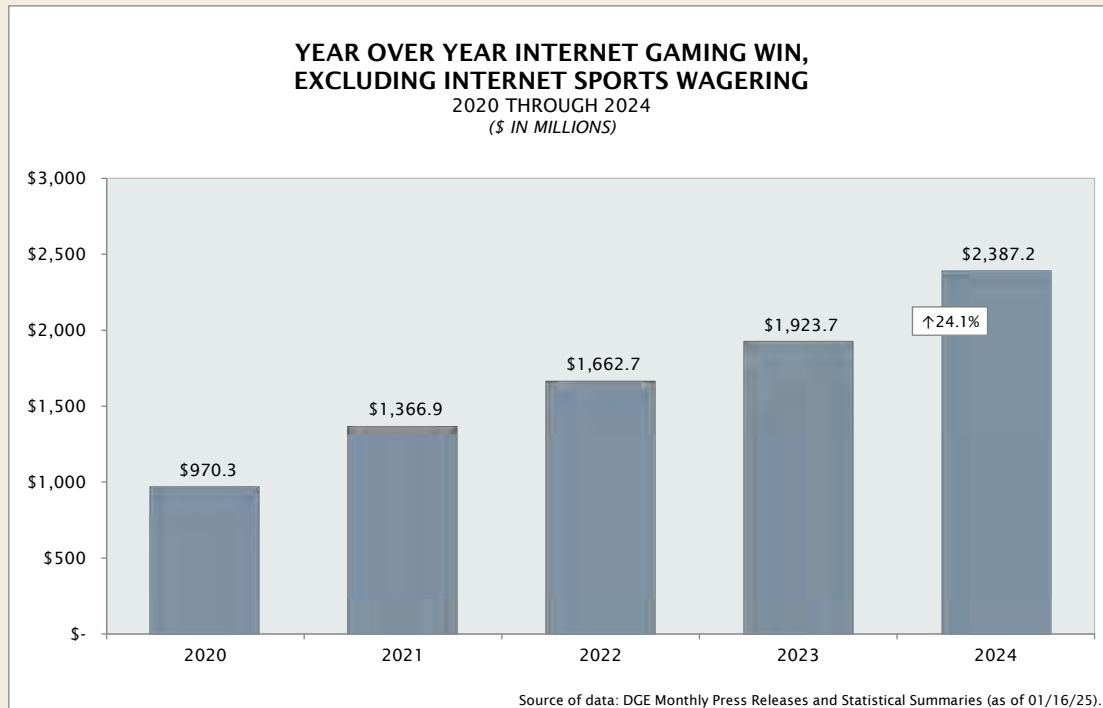
Hosted and participated in
American Red Cross
blood drives.



Participated in the
**Civil Service Commission's
Team Building Workshop.**

INTERNET GAMING

Internet Gaming Win was over **\$2.3 billion**, an increase of **\$463 million** or **24.1%**. Internet Gaming Win grew in each of the twelve months compared to 2023. December set the record for highest monthly Internet Gaming Win generating over **\$228 million**. The chart below illustrates the continued and significant growth of Internet gaming in New Jersey. See page 49 for more detailed information on Internet Gaming Win by licensee.



2024 HIGHLIGHTS

Internet Gaming Win
Over **\$2.3 billion**

Internet Gaming
Tax Revenue
Over **\$358.3 million**

Internet Gaming Win
Percent of Total
Gaming Revenue¹
Over **41.9%**

SINCE INCEPTION HIGHLIGHTS

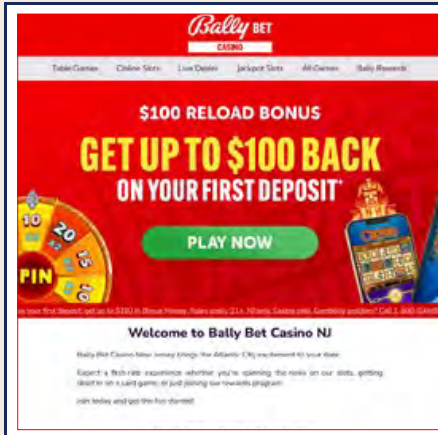
Internet Gaming Win
Over **\$9.8 billion**

Internet Gaming
Tax Revenue
Over **\$1.4 billion**

Total Authorized
Internet Gaming Websites
(at year end 2024)
33

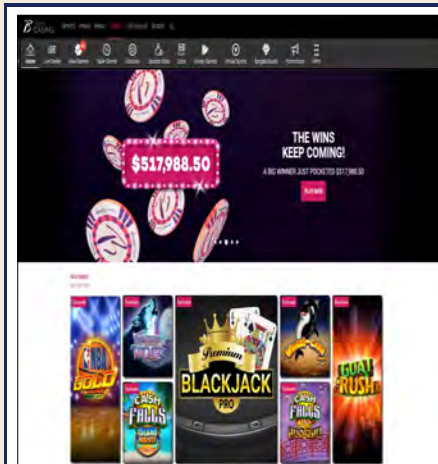
¹ Percent of Casino Licensees' Total Gaming Revenue. Does not include Racetracks.

INTERNET GAMING



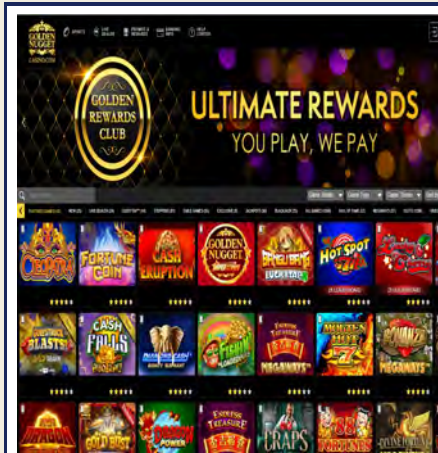
BALLY'S ATLANTIC CITY

SKINS (4)	AUTHORIZED WEBSITES (4)	PLATFORM PROVIDER
BetFanatics	casino.fanatics.com ^(a)	PointsBet New Jersey
Virgin Casino	virgincasino.com ^(b)	GameSys
Monopoly	play.monopolycasinous.com/casino ^(b)	GameSys
Bally Bet	play.ballybet.com ^(c)	GameSys



BORGATA

SKINS (5)	AUTHORIZED WEBSITES (8)	PLATFORM PROVIDER
Borgata	borgatacasino.com borgatapoker.com	BetMGM
BetMGM	casino.nj.betmgm.com poker.nj.betmgm.com	BetMGM
Party Poker	nj.partycasino.com nj.partypoker.com	BetMGM
Wheel of Fortune	casino.wheeloffortunecasino.com	BetMGM
Pala/Stardust	stardustcasino.com	Pala/Boyd Interactive



GOLDEN NUGGET

SKINS (5)	AUTHORIZED WEBSITES (6)	PLATFORM PROVIDER
Betway	nj.betway.com	Digital Gaming Corporation USA
Jackpot City	jackpotcitycasino.com	Digital Gaming Corporation USA
FanDuel	casino.fanduel.com	FanDuel
Golden Nugget Online Gaming	goldennuggetcasino.com nj-casino.goldennuggetcasino.com	Light & Wonder
BetRivers	nj.betrivers.com	Rush Street Interactive

INTERNET HIGHLIGHTS

- In November, Virgin Casino was rebranded to Monopoly Casino featuring Monopoly themed slots, a Daily Free Parking game, and a new loyalty program, Monopoly Rewards, which allows players to earn Monopoly Money that can be redeemed for bonus bets.

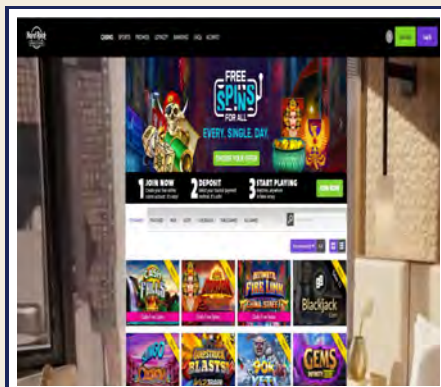
^(a) f/k/a pointsbet.com, rebranded to casino.fanatics.com on May 8, 2024.

^(b) f/k/a virgincasino.com, rebranded to play.monopolycasinous.com/casino on November 7, 2024.

^(c) f/k/a nj.ballycasino.com, rebranded to play.ballybet.com on November 12, 2024.


Note: Information as of year end 2024.

INTERNET GAMING



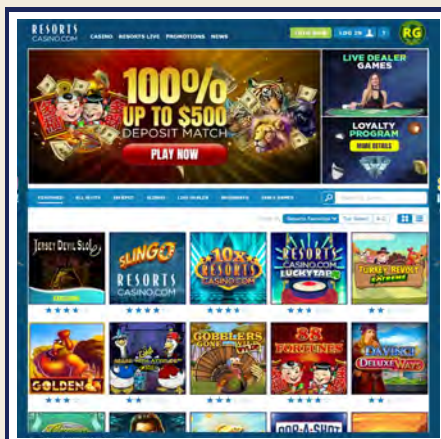
HARD ROCK

SKINS (2)	AUTHORIZED WEBSITES (2)	PLATFORM PROVIDER
Hard Rock Bet	hardrock.bet	Gaming Innovation Group (GiG)
Bet365	nj.bet365.com	Bet365



OCEAN CASINO

SKINS (3)	AUTHORIZED WEBSITES (3)	PLATFORM PROVIDER
Ocean	betoccean.com ^(a)	GAN
Parx	nj.betparx.com/casino	GAN
Playstar	nj.playstar.com	Playstar NJ



RESORTS^(b)

SKINS (5)	AUTHORIZED WEBSITES (5)	PLATFORM PROVIDER
Resorts Casino	resortscasino.com	Light & Wonder
Mohegan Sun	mohegansuncasino.com	Light & Wonder
PokerStars	pokerstarsnj.com	The Stars Group
DraftKings	casino.draftkings.com	DraftKings
ESPNbet	espnbet.com	TheScore/White Hat Gaming

INTERNET HIGHLIGHTS


- In June, Hard Rock Bet debuted two slot games available exclusively in New Jersey: Hard Rockin' Reels™ in partnership with AGS, and Iron Eagle Power Combo™ in partnership with Games Global.
- On September 1, 2024, Resorts Digital Gaming was sold to Boyd Interactive Gaming, Inc. As a result of the sale, Resorts Digital Gaming surrendered its Internet gaming affiliate license.

^(a) f/k/a oceanonlinecasino.com, rebranded to betoccean.com on April 17, 2024.

^(b) Resorts Digital Gaming held an Internet gaming affiliate license from August 2015 to August 31, 2024 and operated the online gaming business of Resorts during that period.

Note: Information as of year end 2024.

INTERNET GAMING



CAESARS INTERACTIVE ENTERTAINMENT (AFFILIATE OF HARRAH'S AC)

SKINS (1)	AUTHORIZED WEBSITES (1)	PLATFORM PROVIDER
Jackpocket	casino.jackpocket.com	Jackpocket Interactive Gaming, LLC



CAESARS INTERACTIVE ENTERTAINMENT (AFFILIATE OF TROPICANA AC)

SKINS (4)	AUTHORIZED WEBSITES (4)	PLATFORM PROVIDER
Harrah's Casino ^(a)	harrahscasino.com	888
WSOP ^(a)	wsop.com	888
Caesars Palace ^(a)	caesarspalaceonline.com/us/nj/casino	William Hill
Tropicana Casino	tropicanacasino.com	Light & Wonder

^(a) Internet gaming skins shifted from Caesars AC to Tropicana AC during 2024.
Note: Information as of year end 2024.

RESPONSIBLE GAMING

INITIATIVES

On March 19, 2024, Attorney General Matthew J. Platkin launched a public-awareness campaign centered on preventing problem gambling and providing responsible gaming resources and support.

On June 14, 2024, Governor Murphy signed Executive Order No. 360 creating the Responsible Gaming Task Force. The task force was charged with providing advice and recommendations regarding reforms to support responsible gaming and to address problem gambling in New Jersey. The governor named Chairman Plousis and Division of Gaming Enforcement (DGE) Interim Director Mary Jo Flaherty among its seven members.

On December 18, 2024, Attorney General Platkin and the DGE announced that individuals can now self-exclude from brick-and-mortar casinos via the DGE website's self-exclusion portal, removing the need for in-person visits or video conferences.

New Jersey provides funding for responsible gaming education and treatment programs.

For more information and access to free, online, confidential support and resources, call the Council on Compulsive Gambling of New Jersey.



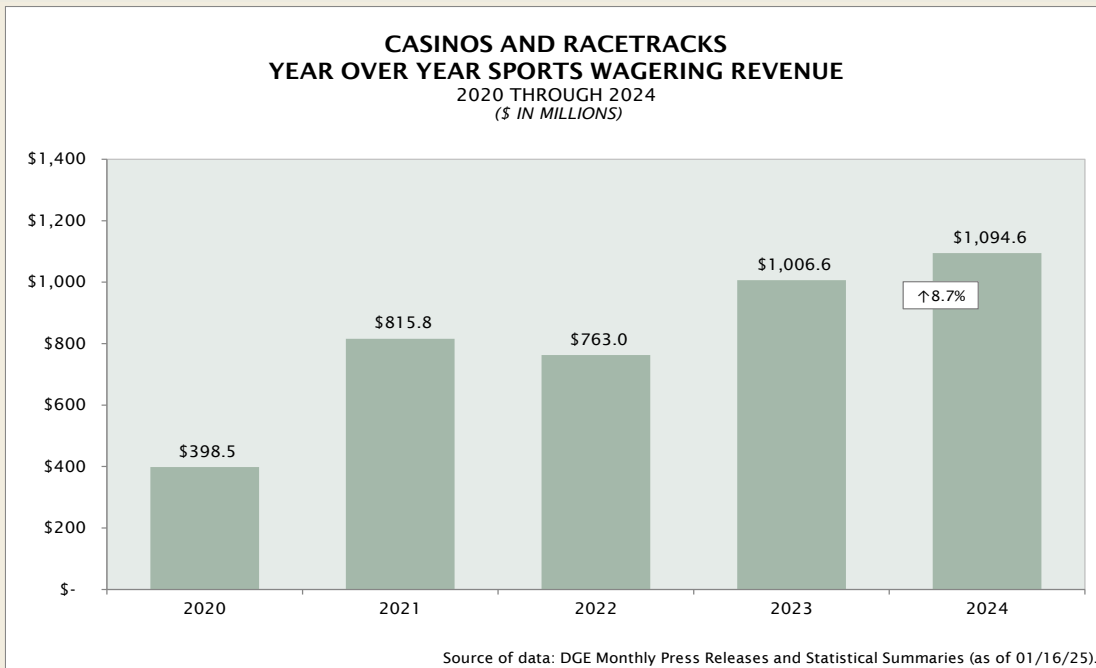
To learn about and initiate the self-exclusion process, call:

1-833-788-4DGE
(1-833-788-4343)

In-person and video conference appointments are available. Self-exclusion is also available online through the DGE website.

SPORTS WAGERING

Sports Wagering Revenue set a yearly record totaling over **\$1.09 billion**. Sports Wagering Revenue was **\$493 million** at Atlantic City casinos and **\$601.6 million** at New Jersey racetracks for a year-over-year increase of **4.5%** and **12.5%**, respectively. The chart below illustrates the growth of Sports Wagering. See page 50 for more detailed information on Sports Wagering Revenue.



2024 HIGHLIGHTS (CASINOS & RACETRACKS)

Sports Wagering Handle
Over **\$12.7 billion**

Sports Wagering
Gross Revenue¹
Over **\$1 billion**

On-Site (brick and
mortar) and Internet
Sports Wagering
Tax Revenue
Over **\$141.2 million**

Casino Key Employees
overseeing
Sports Wagering
166

SINCE INCEPTION HIGHLIGHTS (CASINOS & RACETRACKS)

Sports Wagering Handle
Over **\$58.4 billion**

Sports Wagering
Gross Revenue¹
Over **\$4.4 billion**

On-Site (brick and
mortar) and Internet
Sports Wagering
Tax Revenue
Over **\$567.5 million**

Casino Key Employee
License Applicants
identified as Sports
Wagering Employees
Over **320**

¹ Sports Wagering Gross Revenue ("Sports Wagering Revenue") is not win and is maintained on a cash basis. Monthly Sports Wagering Revenue reflects the sum of all wagers ("handle"), less only the payouts on winning wagers. The deduction for payouts is limited to only "completed events" for the month and redeemed winning tickets. Wagers made on a "future event" are included in Sports Wagering Revenue in the month the wager was made, but payouts are deducted after the event is held and winning wagers redeemed. On a monthly basis, Sports Wagering Revenue may be volatile due to "uncompleted events" and unredeemed winning tickets.

SPORTS WAGERING

BALLY BET SPORTSBOOK AT BALLY'S



- Opened in **March 2021***
- 4,100 square feet
- Three betting windows
- Self-serve betting kiosks
- 25-foot LED video wall
- 10 video displays

*Opened and operated as FanDuel Sportsbook until August 2023.

BETMGM SPORTSBOOK & BAR AT BORGATA



- Opened in **June 2019***
- 8,000 square feet
- Six betting windows
- 40-foot LED video wall
- Entire room is non-smoking
- Reserved VIP lounge

*Opened as Moneyline Bar & Book.

CAESARS SPORTSBOOK AT CAESARS



- Opened in **June 2019***
- 15,200 square feet
- Self-service beer wall
- High-resolution LED TV wall
- Five private Fan Caves including XBOX game consoles and table service

*Opened as The Book at Bally's.

THE SPORTSBOOK AT GOLDEN NUGGET



- Opened in **August 2018**
- 2,500 square feet
- 50 televisions
- Five video walls
- Self-serve betting kiosks
- Entire room is non-smoking

SPORTS WAGERING HIGHLIGHTS

- New Jersey's monthly Sports Wagering Handle surpassed **\$1 billion** in eight months: January, February, March, April, September, October, November, and December.
- In February, BetMGM announced a first-of-its-kind partnership with the social media platform X (formerly known as Twitter), becoming its exclusive Live Odds Sports Betting partner, integrating BetMGM's odds and branding into X, and linking each game to BetMGM's website and app.
- In November, Bally's launched the Bally Bet Sportsbook & Casino app in New Jersey, combining its online sportsbook and casino, unifying the platforms, and providing a seamless experience for customers.

SPORTS WAGERING

HARD ROCK SPORTSBOOK



- Opened in **March 2019**
- 3,800 square feet
- Over 40 televisions
- Six betting kiosks
- Full service sports bar featuring video poker games
- Seating for 50

CAESARS SPORTSBOOK AT HARRAH'S



- Opened in **May 2019***
- 3,800 square feet
- Extra plush seating
- High-resolution LED screens
- Two private Fan Caves
- Food Service by AC Burger Co.

*Opened as The Book at Harrah's.

THE FANATICS SPORTSBOOK



- Opened in **September 2024***
- 12,000 square feet
- 100-foot elevated bar & lounge
- 140 feet of LED video walls
- Blackjack, roulette, and slots

*Opened in September 2018 as William Hill Sportsbook at Ocean. Reopened in July 2022 as The Gallery Bar, Book, & Games.

DRAFTKINGS SPORTSBOOK AT RESORTS



- Opened in **November 2018**
- 5,000 square feet
- VIP seating
- 15-foot LED video wall
- 18 self-serve betting kiosks
- Five betting windows

SPORTS WAGERING HIGHLIGHTS

- In May, PGA of America and PENN Entertainment announced a multiyear sports betting partnership through 2026, making ESPN Bet the first ever “Official Sports Betting Sponsor” of the PGA Championship.
- In July, DraftKings Sportsbook at Resorts added live table games available Thursday through Sunday, including blackjack and roulette, with bets starting at \$10 and featuring a \$5 side bet for a progressive jackpot.
- In September, Ocean Casino Resort held a grand opening celebration and ribbon cutting ceremony for Fanatics Sportsbook in The Gallery, with entertainers and current and former professional athletes in attendance to partake in the festivities.

SPORTS WAGERING

CAESARS SPORTSBOOK AT TROPICANA



- Opened in **March 2019***
- 5,000 square feet
- Panoramic LED screens
- 250-sq. ft. odds board
- Seating for 180
- Entire room is non-smoking

*Opened as William Hill Sportsbook at Tropicana.

CAESARS SPORTSBOOK AT MONMOUTH PARK



- Opened in **June 2018***
- 15,000 square feet
- 75-foot video wall and 100 televisions
- Caesars Sports Bar featuring 50 additional TVs

OCEANPORT AVE.
OCEANPORT, NJ 07757
732-222-5100
MONMOUTHPARK.COM

*Opened as William Hill Sportsbook at Monmouth Park.

FANDUEL SPORTSBOOK AT THE MEADOWLANDS



- Opened in **July 2018**
- 5,300 square feet
- 57 televisions
- 55 self-serve betting kiosks
- Seating for 207

1 RACETRACK DR.
E. RUTHERFORD, NJ 07073
201-843-2446
PLAYMEADOWLANDS.COM

PARX SPORTSBOOK AT FREEHOLD RACEWAY

- Opened in **September 2020**
- Closed in **August 2024**

On-Site
Sports Wagering
Gross Revenue Tax Rate:
casinos and racetracks

8.5%

Internet
Sports Wagering
Gross Revenue Tax Rate:
casinos and racetracks

13%

SPORTS WAGERING HIGHLIGHTS

- Sports Wagering Handle for the sixth year that New Jersey offered wagers on the Super Bowl grew **30%** for total wagering of approximately **\$141.6 million**.
- Internet Sports Wagering Revenue (casinos and racetracks) accounted for over **96.9%** of total Sports Wagering Revenue.
- In May, Monmouth Park, along with Caesars Entertainment, held a ceremonial ground breaking on a state-of-the-art 16,000-square-foot trackside sportsbook facility expected to open in 2025 that will feature indoor and outdoor seating, wall-to-wall flatscreen televisions, more than 25 self-service betting kiosks, and a Shake Shack restaurant.

SPORTS WAGERING

NEW JERSEY INTERNET SPORTS WAGERING SITES FOR THE YEAR ENDED DECEMBER 31, 2024

C A S I N O S	LICENSEE	SKINS	SPORTS BOOK PROVIDER	AUTHORIZED WEBSITES (13)
	Bally's AC	Sporttrade	Sporttrade New Jersey	getsporttrade.com
		BetFanatics	Fanatics Betting and Gaming	sportsbook.fanatics.com
		Bally Bet	Gamesys	play.ballybet.com
	Borgata	Borgata	BetMGM	sports.borgataonline.com
		BetMGM	BetMGM	sports.nj.betmgm.com
	Caesars Interactive Entertainment (Affiliate of Harrah's AC)	betPARX	Playtech	nj.betparx.com/kambi#home ²
	Caesars Interactive Entertainment (Affiliate of Tropicana AC)	Caesars Sportsbook	William Hill	sportsbook.caesars.com/us/nj/bet
	Golden Nugget	Betway	Digital Gaming Corporation USA	nj.betway.com
	Hard Rock	Hard Rock Bet	Light & Wonder	hardrock.bet/sportsbook
		Bet365	Bet365	nj.bet365.com
	Ocean Casino	Prime	Plannatech	nj.primesports.com
	Resorts ¹	DraftKings	DraftKings	sportsbook.draftkings.com
		ESPN Bet	Penn Interactive	espnbet.com ²
R A C E T R A C K S ²	LICENSEE	SKINS	SPORTS BOOK PROVIDER	AUTHORIZED WEBSITES (2)
	Meadowlands	FanDuel	FanDuel Group	sportsbook.fanduel.com
	Monmouth Park	BetRivers	Rush Street Interactive	nj.betrivers.com

¹ Resorts Digital Gaming held a casino license from August 2015 to August 31, 2024 and operated the online gaming business of Resorts during that period.

² Effective August 1, 2024, Freehold ceased retail sports wagering operations. The online sports wagering operations formerly reported by Freehold are now conducted through Harrah's AC and Resorts.

Note: Sports Wagering licenses and approval to do business with the intermediaries granted by Orders and Actions of the Director of the Division of Gaming Enforcement. 2024 approvals highlighted in bold. Information as of year end 2024.

ATLANTIC CITY CASINOS

Total Gaming Revenue for 2024 was **\$5.7 billion**, the highest compared to any other year in history. Growth in Total Gaming Revenue meant a 15.4% increase in tax revenue for the state's Casino Revenue Fund for the fiscal year, which benefits senior and disabled citizens across New Jersey. See pages 48, 51, and 52 for more detailed information on Total Gaming Revenue and Tax Revenue. See page 69 for details regarding the Casino Revenue Fund.

ATLANTIC CITY CASINO INDUSTRY GAMING REVENUE¹ FOR THE YEAR ENDED DECEMBER 31, 2024

Revenue	
SLOT WIN	\$2,096,125,977
TABLE GAME WIN	\$721,380,815
CASINO WIN	\$2,817,506,792
INTERNET WIN	\$2,387,164,172
SPORTS WAGERING REVENUE	\$492,981,702
TOTAL GAMING REVENUE	\$5,697,652,666

ATLANTIC CITY CASINO FACILITY STATISTICS FOR THE YEAR ENDED DECEMBER 31, 2024

TOTAL TABLE GAMES ¹	1,050
SLOT MACHINES ¹	15,349
TOTAL GAMING SPACE (SQ. FT.) ²	1,042,814
INTERNET GAMING WEBSITES ³	33
INTERNET SPORTS WAGERING WEBSITES ³	13
HOTEL ROOMS	15,424
FOOD & BEVERAGE OUTLETS	240
RETAIL SPACE OUTLETS	95

Meeting Space
Over **860,000** sq. ft.

Meeting Rooms
Over **300**

Casino Parking Spaces
Over **43,000**

CAPITAL INVESTMENTS

Capital investment by the Atlantic City casino industry on a cumulative basis since 1978, including the initial cost of construction for each property and subsequent capital improvements, totaled **\$19.6 billion**. Capital improvements in 2024 totaled **\$232.6 million⁴** and included: renovation of the hotel and rooms at **Golden Nugget**, a new high limit slot room at **Bally's Atlantic City**, a restaurant renovation at **Resorts**, and a new restaurant offering at **Harrah's Atlantic City**. Several other casinos announced capital projects for completion in the near future.



¹ Source of data: Quarterly Financial Reports—Annual Filings Form DGE-301A (as of 05/08/25), Monthly Internet Gross Revenue Reports Form DGE-105, and Monthly Sports Wagering Tax Return Form DGE-107 (as of 01/16/25). Total Table Games includes poker and other games.

² Source of data: Monthly Gross Revenue Reports Form DGE-101 (as of 01/16/25). Includes simulcasting square footage.

³ Internet permits, Sports Wagering licenses, and approval to do business with the intermediaries granted by Orders and Actions of the Director of the Division of Gaming Enforcement.

⁴ Figure includes capital leases.

ATLANTIC CITY CASINO HOTELS



BALLY'S ATLANTIC CITY

1900 Pacific Avenue
Atlantic City, NJ 08401
609-340-2000

<https://casinos.ballys.com/atlantic-city>

PROPERTY DETAILS

CASINO LICENSEE	PREMIER ENTERTAINMENT AC, LLC
PARENT COMPANY	BALLY'S CORPORATION
OPENING DATE	DECEMBER 29, 1979
GAMING SPACE (SQ. FT.)	81,614

HOTEL ROOMS	1,121
FOOD & BEVERAGE OUTLETS	16
RETAIL SPACE OUTLETS	2
TOTAL EMPLOYEES	1,352

SLOT MACHINES	1,143
TABLE GAMES (includes other games)	83
INTERNET GAMING WEBSITES	4
INTERNET SPORTS WAGERING WEBSITES	3

Note: Slot Machines and Table Games are annual weighted average figures. All other figures are as of year end 2024.

HIGHLIGHTS

- In June, celebrated its 45th anniversary with numerous events and promotions, including an official ribbon-cutting ceremony for the new Park Place Prime Steakhouse, the debut of the High Limit Slot Room and VIP Legacy Lounge, team member dedication, and the unveiling of its original 1979 slot machine.
- In October, hosted the AmeriHealth Atlantic City Marathon Race Series Runner Expo, a two-day event featuring vendor booths, race registration, and a charitable initiative supporting Stand Up 2 Cancer and Community Recycling.

BORGATA HOTEL CASINO & SPA

1 Borgata Way
Atlantic City, NJ 08401
609-317-1000

<https://borgata.mgmresorts.com/en.html>



PROPERTY DETAILS

CASINO LICENSEE	MARINA DISTRICT DEVELOPMENT COMPANY, LLC
PARENT COMPANY	MGM RESORTS INTERNATIONAL
OPENING DATE	JULY 2, 2003
GAMING SPACE (SQ. FT.) (includes simulcasting)	160,391

HOTEL ROOMS	2,727	SLOT MACHINES	2,451
FOOD & BEVERAGE OUTLETS	36	TABLE GAMES (includes poker and other games)	228
RETAIL SPACE OUTLETS	17	INTERNET GAMING WEBSITES	8
TOTAL EMPLOYEES	4,457	INTERNET SPORTS WAGERING WEBSITES	2

Note: Slot Machines and Table Games are annual weighted average figures. All other figures are as of year end 2024.

HIGHLIGHTS

- In April, completed the transformation of its former Immersion Spa into The Overlook, a 9,060 square foot event space located on the 32nd floor of the MGM Tower, featuring 28-foot floor-to-ceiling windows with views of the ocean and Atlantic City's Marina District.
- In June, as part of its annual Savor Borgata Culinary Series, hosted *Summer Social: A Taste of Paradise* at the Outdoor Pool and Beer Garden, with award-winning chef and restaurateur Michael Symon and featuring tropical-inspired dishes from its 11 restaurants, crafted cocktails, and live entertainment.

ATLANTIC CITY CASINO HOTELS



CAESARS ATLANTIC CITY / CAESARS ENTERTAINMENT

2100 Pacific Avenue
Atlantic City, NJ 08401
609-348-4411

www.caesars.com/caesars-ac

PROPERTY DETAILS

CASINO LICENSEE	BOARDWALK REGENCY, LLC (SUCCESSOR IN INTEREST TO BOARDWALK REGENCY CORPORATION)
PARENT COMPANY	CAESARS ENTERTAINMENT, INC.
OPENING DATE	JUNE 26, 1979
GAMING SPACE (SQ. FT.)	114,759

HOTEL ROOMS	1,136	SLOT MACHINES	1,731
FOOD & BEVERAGE OUTLETS	22	TABLE GAMES (includes other games)	105
RETAIL SPACE OUTLETS	5	INTERNET GAMING WEBSITES	(a)
TOTAL EMPLOYEES	2,507	INTERNET SPORTS WAGERING WEBSITES	(a)

(a) Internet gaming and Internet sports wagering operated by Caesars Interactive Entertainment, an affiliate of Harrah's AC and Tropicana AC.

Note: Slot Machines and Table Games are annual weighted average figures. All other figures are as of year end 2024.

HIGHLIGHTS

- In February, launched the Rakin' Bacon Odyssey® slot game exclusively in New Jersey, creating an omnichannel experience by providing players access through Caesars Palace Online Casino and at all three Caesars Entertainment properties in Atlantic City.
- In March, debuted Nobu Hotel Atlantic City, featuring 85 luxury hotel rooms and suites with panoramic ocean views and exceptional hospitality.
- In October, completed enhancements to its high-limit slot room, featuring an all-new layout with more open space and 37 new slot machines.

GOLDEN NUGGET
ATLANTIC CITY

Huron Avenue & Brigantine Boulevard
Atlantic City, NJ 08401
609-441-2000
www.goldennugget.com/atlantic-city



PROPERTY DETAILS

CASINO LICENSEE	GOLDEN NUGGET ATLANTIC CITY, LLC
PARENT COMPANY	FERTITTA ENTERTAINMENT HOLDINGS, LLC
OPENING DATE	JUNE 19, 1985 (TRUMP CASTLE ASSOCIATES)
GAMING SPACE (SQ. FT.)	75,332

HOTEL ROOMS	717	SLOT MACHINES	1,037
FOOD & BEVERAGE OUTLETS	17	TABLE GAMES (includes other games)	78
RETAIL SPACE OUTLETS	8	INTERNET GAMING WEBSITES	6
TOTAL EMPLOYEES	1,353	INTERNET SPORTS WAGERING WEBSITES	1

Note: Slot Machines and Table Games are annual weighted average figures. All other figures are as of year end 2024.

HIGHLIGHTS

- In May, completed phase one of a multimillion-dollar hotel and room renovation project featuring a refined color palette, designer furnishings, upgraded lighting, luxury flooring, and entirely refreshed bathrooms with spacious walk-in showers and backlit mirrors above sizeable vanities.
- In November, hosted its annual Whiskey Revival Festival, a tasting experience featuring samplings of artisan bourbons and whiskies from dozens of distilleries, mixology classes, educational seminars, culinary delights, and live music.

ATLANTIC CITY CASINO HOTELS



HARD ROCK ATLANTIC CITY

1000 Boardwalk
Atlantic City, NJ 08401
609-449-1000

<https://casino.hardrock.com/atlantic-city>

PROPERTY DETAILS

CASINO LICENSEE (MANAGER)	HR ATLANTIC CITY, LLC
PARENT COMPANY	SEMINOLE HR HOLDINGS, LLC
CASINO LICENSEE (OWNER/OPERATOR)	BOARDWALK 1000, LLC
PARENT COMPANY	HARD ROCK TRISTATE AC, LLC
OPENING DATE	JUNE 27, 2018
GAMING SPACE (SQ. FT.)	125,721

HOTEL ROOMS	1,973	SLOT MACHINES	2,397
FOOD & BEVERAGE OUTLETS	25	TABLE GAMES (includes other games)	131
RETAIL SPACE OUTLETS	8	INTERNET GAMING WEBSITES	2
TOTAL EMPLOYEES	3,549	INTERNET SPORTS WAGERING WEBSITES	2

Note: Slot Machines and Table Games are annual weighted average figures. All other figures are as of year end 2024.


HIGHLIGHTS

- In March, purchased a new helicopter for transporting high rollers to Atlantic City from various locations such as New York City, the Hamptons, Connecticut, and Philadelphia.
- In May, debuted two seasonal venues: The Balcony, an upscale VIP nightlife experience, and The Terrace, an outdoor dining venue with views of the Atlantic Ocean.

HARRAH'S RESORT ATLANTIC CITY

777 Harrah's Boulevard
Atlantic City, NJ 08401
609-441-5000

www.caesars.com/harrahs-ac



PROPERTY DETAILS

CASINO LICENSEE	HARRAH'S ATLANTIC CITY OPERATING COMPANY, LLC
PARENT COMPANY	CAESARS ENTERTAINMENT, INC.
OPENING DATE	NOVEMBER 23, 1980
GAMING SPACE (SQ. FT.)	150,366

HOTEL ROOMS	2,584	SLOT MACHINES	1,844
FOOD & BEVERAGE OUTLETS	20	TABLE GAMES (includes poker and other games)	126
RETAIL SPACE OUTLETS	7	INTERNET GAMING WEBSITES	1 ^(a)
TOTAL EMPLOYEES	2,269	INTERNET SPORTS WAGERING WEBSITES	1 ^(a)

^(a) Internet gaming and Internet sports wagering operated by Caesars Interactive Entertainment, an affiliate of Harrah's AC and Tropicana AC.

Note: Slot Machines and Table Games are annual weighted average figures. All other figures are as of year end 2024.

HIGHLIGHTS

- In July, held the grand opening and ribbon-cutting ceremony of Buddy's Boardwalk Empire, a new concept by celebrity baker Buddy 'Cake Boss' Valastro featuring Jersey-style sandwiches, a diverse selection of pizzas, an innovative pasta station, and iconic desserts from Carlo's Bake Shop. Guests had the opportunity to participate in a meet-and-greet with Valastro and purchase autographed merchandise.
- In August, held the grand opening of the Harbor Club, a new player lounge offering buffet-style dining and a full service bar to qualified Diamond and Seven Stars Caesars Rewards members.

ATLANTIC CITY CASINO HOTELS



OCEAN CASINO RESORT

500 Boardwalk
Atlantic City, NJ 08401
609-783-8000
www.theoceanac.com

PROPERTY DETAILS

CASINO LICENSEE	AC OCEAN WALK, LLC
PARENT COMPANY	AC BEACHFRONT LLC
OPENING DATE	JUNE 27, 2018
GAMING SPACE (SQ. FT.)	137,295

HOTEL ROOMS	1,860	SLOT MACHINES	1,846
FOOD & BEVERAGE OUTLETS	30	TABLE GAMES (includes other games)	132
RETAIL SPACE OUTLETS	14	INTERNET GAMING WEBSITES	3
TOTAL EMPLOYEES	3,459	INTERNET SPORTS WAGERING WEBSITES	1

Note: Slot Machines and Table Games are annual weighted average figures. All other figures are as of year end 2024.

HIGHLIGHTS

- In July, launched a Cardless Gaming mobile experience which provides members with an option to use the Ocean Casino Resort Mobile App and a QR code instead of a physical card to play casino slot machines and table games.
- Throughout the summer, partnered with global air mobility platform, BLADE, to offer nonstop by-the-seat helicopter service from New York City to its rooftop helipad with dedicated concierge service and complimentary suite upgrade.

RESORTS CASINO HOTEL

1133 Boardwalk
Atlantic City, NJ 08401
609-340-6300
<https://resortsac.com>



PROPERTY DETAILS

CASINO LICENSEE	DGMB CASINO, LLC
PARENT COMPANY	DGMB CASINO HOLDING, LLC
OPENING DATE	MAY 26, 1978 (RESORTS INTERNATIONAL, INC.)
GAMING SPACE (SQ. FT.)	77,402

HOTEL ROOMS	942	SLOT MACHINES	1,277
FOOD & BEVERAGE OUTLETS	25	TABLE GAMES (includes other games)	72
RETAIL SPACE OUTLETS	8	INTERNET GAMING WEBSITES	5
TOTAL EMPLOYEES	1,404	INTERNET SPORTS WAGERING WEBSITES	2

Note: Slot Machines and Table Games are annual weighted average figures. All other figures are as of year end 2024.

HIGHLIGHTS

- In May, completed a kitchen and dining area expansion at Landshark Bar & Grill, including the addition of a new food storage structure and a roof extension to allow for extended service on the boardwalk patio, and new menu options.
- In July, debuted casino floor enhancements, featuring over half a dozen state-of-the-art electronic table games with options to simultaneously play one or multiple games with varying bet limits, new slot and tournament machines, and an exclusive three-level progressive jackpot, "Cashspin Ultra," available across 24 table games for a \$5 side bet.

ATLANTIC CITY CASINO HOTELS



TROPICANA ATLANTIC CITY

2831 Boardwalk
Atlantic City, NJ 08401
609-340-4000

www.caesars.com/tropicana-ac

PROPERTY DETAILS

CASINO LICENSEE	TROPICANA ATLANTIC CITY CORP.
PARENT COMPANY	CAESARS ENTERTAINMENT, INC.
OPENING DATE	NOVEMBER 26, 1981
GAMING SPACE (SQ. FT.)	119,934

HOTEL ROOMS	2,364	SLOT MACHINES	1,623
FOOD & BEVERAGE OUTLETS	49	TABLE GAMES (includes poker and other games)	95
RETAIL SPACE OUTLETS	26	INTERNET GAMING WEBSITES	4 ^(a)
TOTAL EMPLOYEES	1,973	INTERNET SPORTS WAGERING WEBSITES	1 ^(a)

(a) Internet gaming and Internet sports wagering operated by Caesars Interactive Entertainment, an affiliate of Harrah's AC and Tropicana AC.

Note: Slot Machines and Table Games are annual weighted average figures. All other figures are as of year end 2024.

HIGHLIGHTS

- In June, opened Odie and Ott's, a new boutique offering "cool stuff for nice people" including cocktail books, whiskey glasses, totes, unique novelty pieces for any occasion, and more.
- In August, announced the grand opening of Game Up Lounge, a 2,700 square foot high-end arcade featuring over 20 different games and attractions, including virtual and augmented reality machines, state-of-the-art pinball, social games, deluxe arcade classics, an advanced sound system, and a snack bar.

ATLANTIC CITY EXPERIENCES



CASINO ENTERTAINMENT HIGHLIGHTS

JANUARY

Fuel at Caesars
Pink Floyd Laser Spectacular at Harrah's
Dancing With The Stars: Live! at Borgata

FEBRUARY

311 at Ocean Casino
Stevie Nicks at Hard Rock
Oscar de Leon at Tropicana

MARCH

Tony Orlando at Resorts
Bert Kreischer at Hard Rock
The Amish Outlaws at Bally's

APRIL

Robyn Schall at Harrah's
Dionne Warwick at Hard Rock
The Stylistics at Golden Nugget

MAY

Foghat at Golden Nugget
Kelly Clarkson at Hard Rock
The Black Crowes at Ocean Casino

JUNE

Jay Leno at Caesars
John Legend at Borgata
The Temptations Review at Resorts

JULY

Kathleen Madigan at Borgata
Blue Öyster Cult at Golden Nugget
Pat Benatar & Neil Giraldo at Ocean Casino

AUGUST

Kansas at Caesars
Preacher Lawson at Harrah's
The Rush Experience at Tropicana

SEPTEMBER

Squeeze & Boy George at Tropicana
Creed & 3 Doors Down at Hard Rock
Sal Valentinetti & The Big Band at Resorts

OCTOBER

The Rascals at Resorts
Diana Ross at Hard Rock
The Price is Right Live at Tropicana

NOVEMBER

Anthony Rodia at Borgata
Lenny Kravitz at Ocean Casino
Derek Hough: Dance for the Holidays at Caesars

DECEMBER

Jerry Seinfeld at Borgata
King of the Table 13 Arm Wrestling at Bally's
The Marshall Tucker Band & Jefferson Starship at Caesars

For more information on Atlantic City Entertainment, please visit: www.visitatlanticcity.com

ATLANTIC CITY EXPERIENCES

RESORT HIGHLIGHTS

JANUARY

Pool & Spa Show
Atlantic City Indoor Auto Races
32nd Atlantic City Polar Bear Plunge

FEBRUARY

Atlantic City Boat Show
Romance and Renewal at Absecon Lighthouse
Katt Williams: Dark Matter Tour at Boardwalk Hall

MARCH

St. Patrick's Day Parade
UFC Fight Night at Boardwalk Hall
MAAC Basketball and Esports Championships

APRIL

April Fools Half Marathon
Atlantic City Beer and Music Festival
Casino Career Fair hosted by the CCC

MAY

Memorial Day Celebrations
Atlantic City Regional Stand Down Event

JUNE

Summer Concert Series
Juneteenth Celebrations
38th Annual Police Security Expo

JULY

4th of July Fireworks Celebrations
Jimmy Johnson's Atlantic City "Quest for the Ring"
Championship Fishing Week

AUGUST

14th Annual Atlantic City Triathlon
Amerikick International Karate Championships

SEPTEMBER

Lawn & Garden Show
In-Water Power Boat Show
Atlantic City Latino Festival
Le Dîner en Blanc Atlantic City
Great Day Fest at Showboat Hotel
USA Triathlon Sprint and Olympic
Distance National Championships

OCTOBER

Atlantic City Marathon
Atlantic City Restaurant Week
New Jersey School Boards Workshop
Breast Cancer Awareness Month Events
USA Fencing 2024 North American Cup
Atlantic City Comedy Festival at Boardwalk Hall

NOVEMBER

Disney on Ice: Let's Dance! at Boardwalk Hall
New Jersey Education Association Convention
New Jersey League of Municipalities Conference

DECEMBER

Atlantic City Cinefest at Stockton University
Atlantic City Winter Wonderland Holiday Parade
Triple Play REALTOR® Convention and Trade Expo
Deck The Hall — Festival of Trees at Boardwalk Hall



Atlantic City Boat Show



Chicken Bone Beach
Jazz On The Beach^(a)



USA Triathlon Sprint and Olympic
Distance National Championships



Deck The Hall — Festival of Trees

(a) Photo Credit: Edward Lea/SnapShot Photography LLC

THE LEADERSHIP STUDIO

Established in 2017, **The Leadership Studio of Atlantic City (TLS)** aims to enhance the community's physical and mental well-being through yoga, leadership development, education, and civic engagement. In partnership with other community organizations, it offers donation-based classes and outreach sessions, focusing on sustainable sobriety and family health with trauma-informed staff. By embracing diverse backgrounds, TLS fosters community and enriches Atlantic City's vibrancy.

For more information visit:

<http://www.leadershipstudioac.com/>

The Studio encourages gathering, learning, and collaborating through community with programs such as:

Yoga For Addiction Recovery and Sisterhood Satsang

Power yoga methodology and meditation classes to create sustainable sobriety. Sisterhood Satsang, led in partnership with Angels in Motion AC, helps women in recovery heal, be together, and connect.

Community Class & First Saturday Lunch

Saturday morning community class for the whole family. Monthly lunch donated by a community partner to support family engagement and nourishment.

Teacher Leader Development

Scholarships for Grace & Glory Yoga's 200-Hour Yoga Teacher Training to build leadership and foster life-skills in words, thoughts, and actions.

Hope for the Holidays

An annual partnership with local businesses to provide assistance for children and families in Atlantic City.

Summer Outreach Classes

Offered throughout Atlantic City to drive connection and belonging through yoga.

Come Together

Annual fundraising and educational event to celebrate community, elevate spirit, and highlight the impact of positive work.



Hope for the Holidays



Yoga Outreach



Come Together Atlantic City

HOPE
HEART
HUMAN FLOURISHING

Located in

THE
**Orange
Loop**
ATLANTIC CITY

REVENUES, EXPENSES, & DISBURSEMENTS

GAMING REVENUE AND TAXES

PAGE

Casino Win and Market Share.....	45
Casino Win per Square Foot of Casino Space.....	45
Slot Machine Win per Machine.....	46
Slot Machine and Table Game Win Percentages.....	46
Table Game Win per Table.....	46
Total Casino Win by Game Type.....	47
Slot, Table Game, Internet Win, and Sports Wagering Revenue as a Percent of Total Gaming Revenue.....	48
Monthly Total Gaming Revenue by Slot, Table Game, Internet, and Sports Wagering..	48
Internet Gaming Win and Market Share.....	49
Monthly Internet Gaming Win by Licensee.....	49
Sports Wagering Revenue and Market Share.....	50
Sports Wagering Revenue On-Site vs. Internet.....	50
Sports Wagering Completed Events—Win Statistics by Sport.....	50
Sports Wagering Tax Revenue.....	50
Total Gaming Revenue.....	51
Gross Revenue Tax Obligation by Type.....	52
Gaming Taxes and Gaming Revenue (3 years).....	52
Net Revenue and Market Share.....	53
Net Revenue (3 years).....	53
Gross Operating Profit.....	53
Income Statement Revenue by Percentage.....	54

EMPLOYMENT

Casino Industry Employment Statistics (3 years).....	55
Casino Industry Total Employees at Quarter End (3 years).....	55
Casino Key Licensees Employed at Quarter End (3 years).....	55
Casino Industry Salaries and Wages (3 years).....	56
Casino Employment by County.....	56

HOTEL ROOMS

Hotel Occupancy Rates by Casino (3 years).....	57
Hotel Room Statistics.....	57
Number of Occupied Room Nights (3 years).....	58
Number of Occupied Room Nights by Quarter (3 years).....	58

REVENUES, EXPENSES, & DISBURSEMENTS

NON-GAMING REVENUE

PAGE

Total Non-Gaming Revenue (3 years).....	58
Non-Gaming Revenue by Licensee.....	59

NON-GAMING TAXES AND FEES

Tourism Related Non-Gaming Fees & Taxes (annual by type and 3 years).....	60
Tourism Related Non-Gaming Fees & Taxes (monthly).....	60
Casino Parking Fee Revenue by Allocation (10 fiscal years).....	61
Casino Industry Parking Space Totals.....	61
Casino Parking Fee Revenue (3 years quarterly).....	62
Casino Parking Fee Revenue and Number of Parking Transactions (3 years monthly)	62
Casino Hotel Room Fee and Surcharge (3 years quarterly).....	63
Casino Hotel Room Fee and Surcharge (3 years).....	63
Atlantic City Luxury Tax (3 years quarterly).....	64
Atlantic City Luxury Tax (3 years).....	64
Sales Tax Revenue (3 years quarterly).....	65
Average Sales Tax Revenue Per Business Entity (3 years).....	65
Total Sales Tax Revenue and Total Business Entities (3 years).....	65
State Occupancy Fee Revenue (3 years quarterly).....	66
State Occupancy Fee Revenue (3 years).....	66
Tourism Promotional Fee Revenue (3 years quarterly).....	67
Tourism Promotional Fee Revenue (3 years).....	67

VENDOR BUSINESS


Total Dollar Volume of Vendor Business.....	68
Total Volume of Vendor Business in New Jersey by County.....	68
Number of N.J. Vendors Receiving Payments by County.....	68

CASINO REVENUE FUND

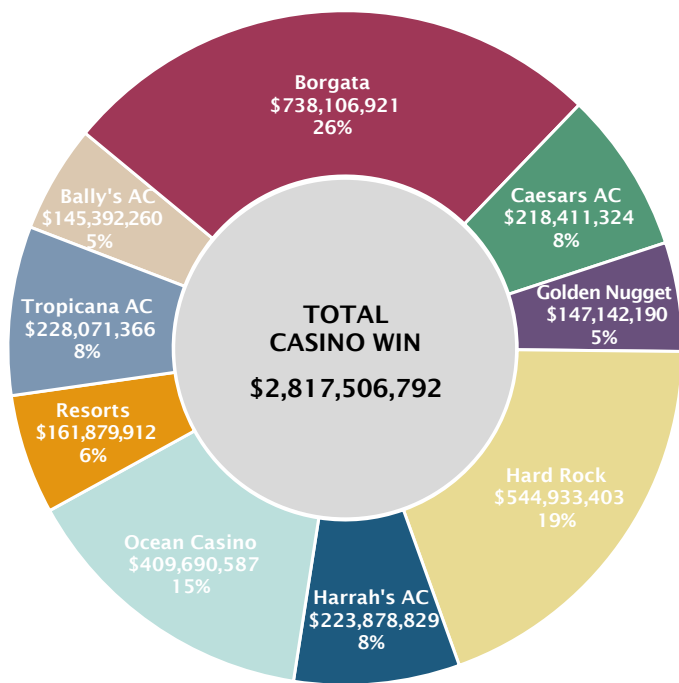
Funding Sources and Fiscal Year 2024 Deposits.....	69
----------------------------------------------------	----

CASINO CONTROL FUND

Independent Auditor's Report.....	70
-----------------------------------	----



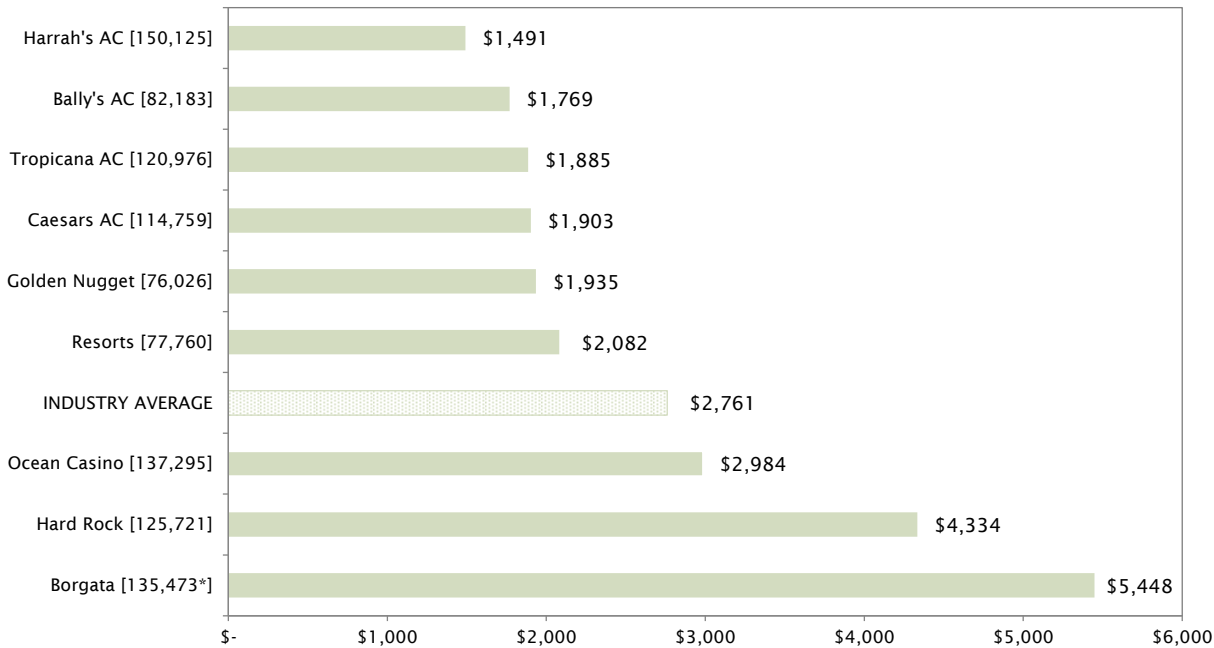
ATLANTIC CITY CASINO INDUSTRY CASINO WIN AND MARKET SHARE FOR THE YEAR ENDED DECEMBER 31, 2024



Note: May not foot due to rounding.

Source of data: Quarterly Financial Reports—Annual Filings Form DGE-301A (as of 05/08/25).

ATLANTIC CITY CASINO INDUSTRY CASINO WIN PER SQUARE FOOT OF CASINO SPACE FOR THE YEAR ENDED DECEMBER 31, 2024

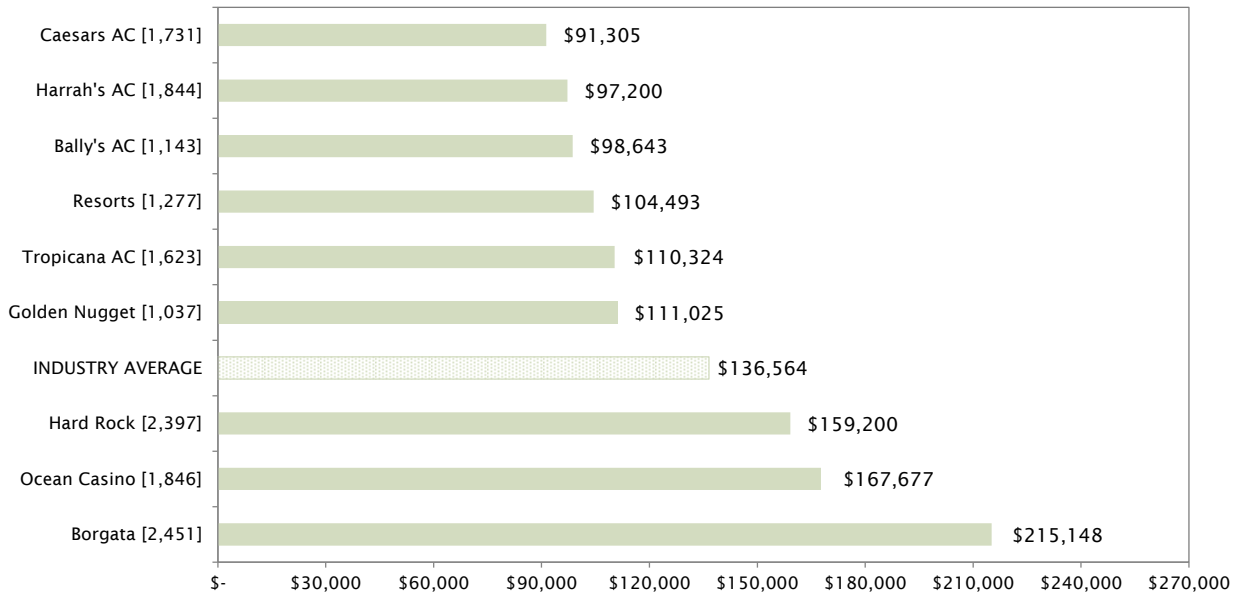


[] Bracketed figure after each casino's name is its average casino square footage.

* Simulcasting square footage not included.

Source of data: Quarterly Financial Reports—Annual Filings Form DGE-301A (as of 05/08/25) and Monthly Gross Revenue Reports Form DGE-101 (as of 01/16/25).

ATLANTIC CITY CASINO INDUSTRY SLOT MACHINE WIN PER MACHINE FOR THE YEAR ENDED DECEMBER 31, 2024



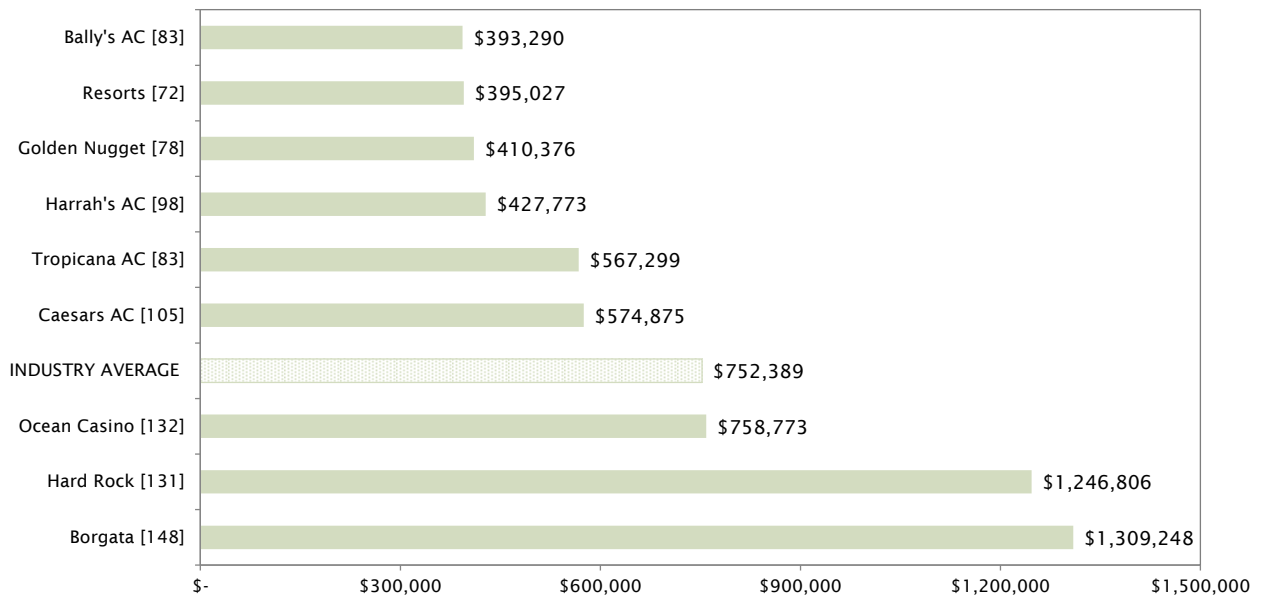
[] Bracketed figure after each casino's name is its average number of slot machines.

Source of data: Quarterly Financial Reports—Annual Filings Form DGE-301A (as of 05/08/25).

ATLANTIC CITY CASINO INDUSTRY WIN PERCENTAGES (EXCLUDING NON-BANKING POKER)

SLOT MACHINES	9.3%
TABLE GAMES	16.6%

ATLANTIC CITY CASINO INDUSTRY TABLE GAME WIN PER TABLE, EXCLUDING NON-BANKING POKER FOR THE YEAR ENDED DECEMBER 31, 2024



[] Bracketed figure after each casino's name is its average number of tables, excluding non-banking poker.

Source of data: Quarterly Financial Reports—Annual Filings Form DGE-301A (as of 05/08/25).

ATLANTIC CITY CASINO INDUSTRY

TOTAL CASINO WIN

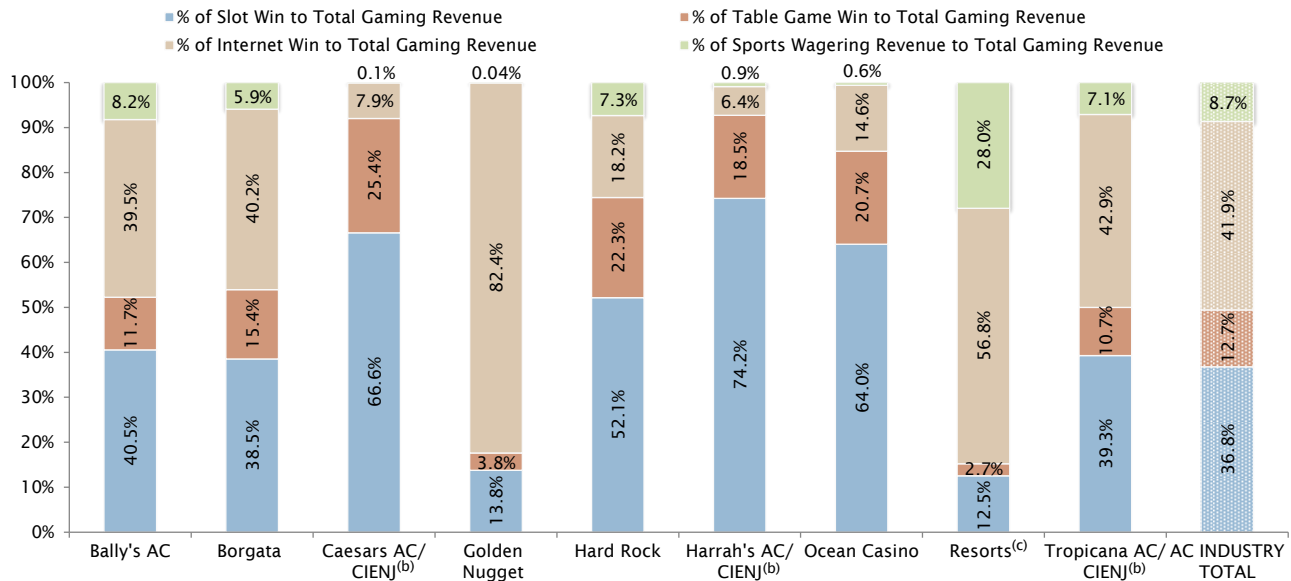
FOR THE YEARS ENDED DECEMBER 31, 2024 AND 2023

	2024	2023	Growth (Decline)	
			\$	%
<i>Table Games & Other</i>				
Blackjack	\$ 213,430,364	\$ 213,468,740	(38,376)	(0.0)
Craps	68,405,570	70,917,802	(2,512,232)	(3.5)
Roulette	81,012,143	100,955,654	(19,943,511)	(19.8)
Spanish 21	17,559,735	18,789,003	(1,229,268)	(6.5)
Three Card Poker	31,963,092	34,195,708	(2,232,616)	(6.5)
Baccarat	53,477,922	1,584,374	51,893,548	3,275.3
Mini Baccarat	147,118,562	184,917,361	(37,798,799)	(20.4)
Big Six	230,468	425,833	(195,365)	(45.9)
Let It Ride Poker	8,216,458	10,109,944	(1,893,486)	(18.7)
Pai Gow	3,483,123	4,514,446	(1,031,323)	(22.8)
Pai Gow Poker	9,499,631	9,573,315	(73,684)	(0.8)
Four Card Poker	10,599,158	11,120,463	(521,305)	(4.7)
Texas Hold'em Bonus Poker	984,280	1,965,710	(981,430)	(49.9)
Flop Poker	1,265,641	1,037,456	228,185	22.0
Ultimate Texas Hold'em	12,830,634	10,367,010	2,463,624	23.8
Asia Poker	1,277,177	1,736,595	(459,418)	(26.5)
Mississippi Stud	5,634,158	6,676,059	(1,041,901)	(15.6)
Criss Cross Poker	11,582,063	14,887,363	(3,305,300)	(22.2)
High Card Flush	8,395,998	8,438,058	(42,060)	(0.5)
Heads Up Hold'em	1,861,990	1,954,762	(92,772)	(4.7)
Pontoon 21	936,123	729,229	206,894	28.4
Cashless Craps	5,002,691	2,070,148	2,932,543	141.7
Face Pai Gow	3,818,749	3,952,916	(134,167)	(3.4)
Pai Gow Tiles	1,136,475	973,774	162,701	16.7
Poker	21,658,610	20,819,767	838,843	4.0
Total Table Games & Other	\$ 721,380,815	\$ 736,181,489	(14,800,674)	(2.0)
<i>Slot Machines</i>				
.01 and .02 Slot Machines	768,141,303	853,270,425	(85,129,122)	(10.0)
.05 Slot Machines	40,440,403	34,616,632	5,823,771	16.8
.25 Slot Machines	70,912,578	74,315,140	(3,402,562)	(4.6)
.50 Slot Machines	13,915,729	13,553,039	362,690	2.7
1.00 Slot Machines	148,102,719	146,521,246	1,581,473	1.1
5.00 Slot Machines	24,199,581	30,375,957	(6,176,376)	(20.3)
25.00 Slot Machines	7,216,208	9,853,164	(2,636,956)	(26.8)
100.00 Slot Machines	7,834,025	9,432,244	(1,598,219)	(16.9)
Multi-Denominational Machines	963,810,904	896,404,816	67,406,088	7.5
Other Slot Machines	51,552,527	43,392,277	8,160,250	18.8
Total Slot Machines	\$ 2,096,125,977	\$ 2,111,734,939	(15,608,962)	(0.7)
TOTAL CASINO WIN	\$ 2,817,506,792	\$ 2,847,916,428	(30,409,636)	(1.1)

Note: May not foot due to rounding.

Source of data: Quarterly Financial Reports—Annual Filings Form DGE-301A (as of 05/08/25) and DGE-301B (as of 07/01/25).

ATLANTIC CITY CASINO INDUSTRY SLOT, TABLE GAME, INTERNET WIN, AND SPORTS WAGERING REVENUE AS A PERCENT OF TOTAL GAMING REVENUE^(a) FOR THE YEAR ENDED DECEMBER 31, 2024

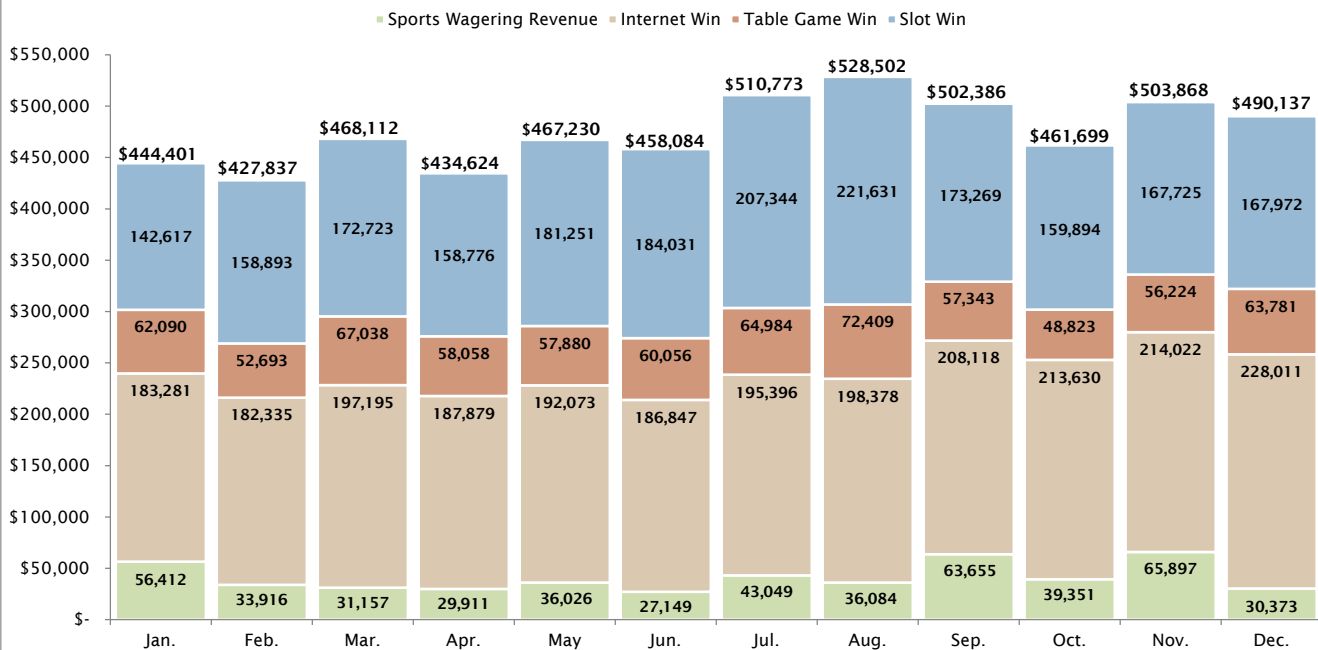


(a) Total Gaming Revenue = Casino Win, Internet Gaming Win, and On-Site and Internet Sports Wagering Revenue. To aid comparability, Racetrack On-Site and Racetrack Internet Sports Wagering Revenue is not included in Total Gaming Revenue.
(b) Caesars AC, Harrah's AC, and Tropicana AC figures include CIENJ affiliate skins as assigned. For details regarding skins, see page 24.
(c) Resorts Digital Gaming (RDG) held a casino license from August 2015 to August 31, 2024 and operated the online gaming business of Resorts during that period. RDG included in Resorts.

Note: May not foot due to rounding.

Source of data: Quarterly Financial Reports—Annual Filings Form DGE-301A (as of 05/08/25), Monthly Internet Gross Revenue Reports Form DGE-105, and Monthly Sports Wagering Tax Return Form DGE-107 (as of 01/16/25).

ATLANTIC CITY CASINO INDUSTRY MONTHLY TOTAL GAMING REVENUE BY SLOT, TABLE GAME, INTERNET, AND SPORTS WAGERING FOR THE YEAR ENDED DECEMBER 31, 2024 (\$ IN THOUSANDS)

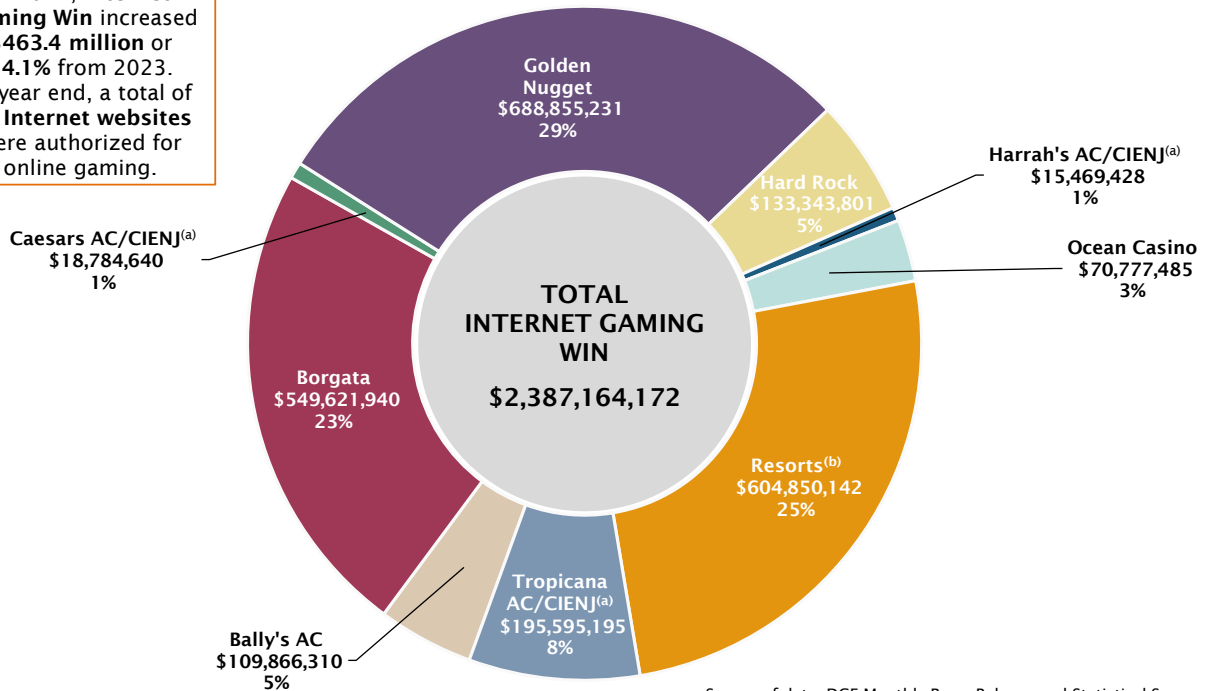


Note: May not foot due to rounding.

Source of data: Monthly Gross Revenue Reports Form DGE-101, Monthly Internet Gross Revenue Reports Form DGE-105, and Monthly Sports Wagering Tax Return Form DGE-107 (as of 01/16/25).

ATLANTIC CITY CASINO INDUSTRY INTERNET GAMING WIN AND MARKET SHARE, EXCLUDING INTERNET SPORTS WAGERING FOR THE YEAR ENDED DECEMBER 31, 2024

In 2024, **Internet Gaming Win** increased \$463.4 million or 24.1% from 2023. At year end, a total of **33 Internet websites** were authorized for online gaming.



Note: May not foot due to rounding.

Source of data: DGE Monthly Press Release and Statistical Summaries and Monthly Internet Gross Revenue Reports Form DGE-105 (as of 01/16/25).

MONTHLY INTERNET GAMING WIN BY LICENSEE, EXCLUDING INTERNET SPORTS WAGERING FOR THE YEAR ENDED DECEMBER 31, 2024

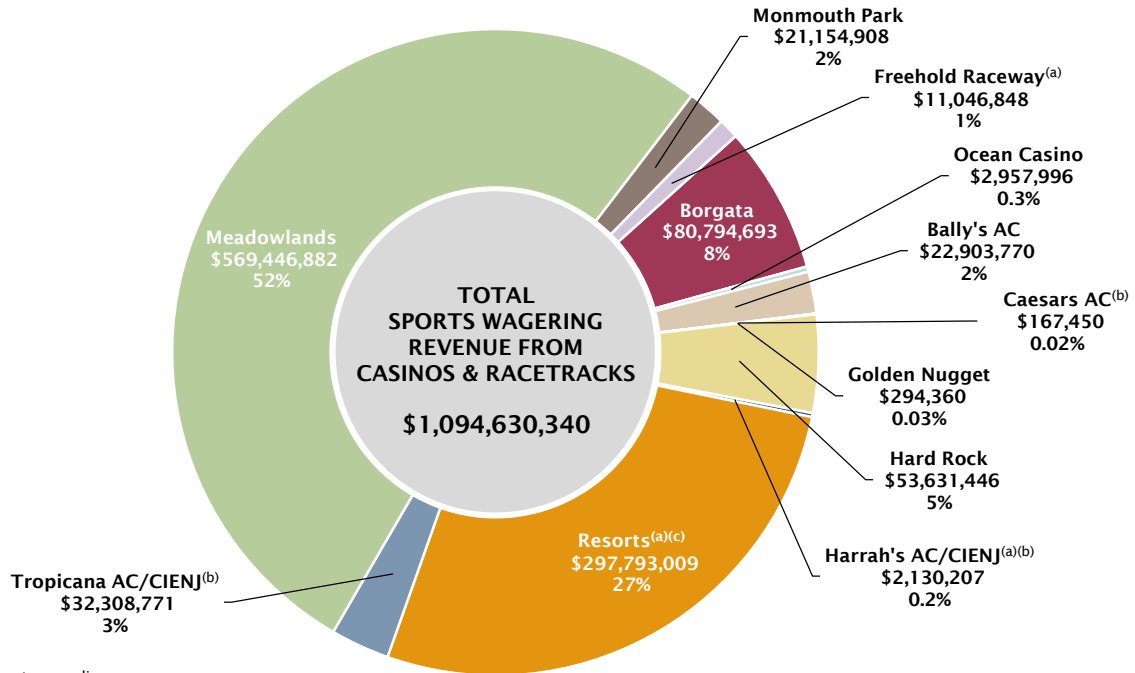
	Bally's AC	Borgata	Caesars AC/CIENJ ^(a)	Golden Nugget	Hard Rock	Harrah's AC/CIENJ ^(a)	Ocean Casino	Resorts ^(b)	Tropicana AC/CIENJ ^(a)	
Jan.	\$8,351,053	\$42,020,289	\$5,771,331	\$52,232,878	\$9,406,046	\$210,039	\$5,715,453	\$49,271,998	\$10,302,299	\$183,281,386
Feb.	\$8,694,777	\$40,013,622	\$5,579,984	\$51,479,181	\$10,266,560	\$802,840	\$6,043,087	\$48,007,502	\$11,447,243	\$182,334,796
Mar.	\$9,365,174	\$43,823,698	\$6,486,868	\$57,126,962	\$10,499,832	\$969,726	\$6,930,014	\$48,880,126	\$13,112,671	\$197,195,071
Apr.	\$8,234,420	\$44,148,869	\$612,910	\$53,104,373	\$10,241,852	\$1,584,574	\$6,707,774	\$47,512,229	\$15,732,066	\$187,879,067
May	\$8,546,110	\$43,952,025	\$332,123	\$54,502,531	\$10,403,264	\$1,515,461	\$6,852,664	\$49,265,099	\$16,703,580	\$192,072,857
Jun.	\$9,215,764	\$42,884,352	\$1,424	\$51,502,972	\$10,710,366	\$1,407,228	\$6,214,284	\$48,593,662	\$16,317,000	\$186,847,052
Jul.	\$9,787,433	\$47,050,629		\$53,544,537	\$12,023,780	\$970,669	\$5,318,568	\$48,969,198	\$17,731,033	\$195,395,847
Aug.	\$9,728,998	\$45,757,458		\$55,031,295	\$11,292,978	\$1,763,812	\$4,995,870	\$51,009,285	\$18,798,132	\$198,377,828
Sep.	\$9,281,992	\$48,164,117		\$61,798,775	\$12,269,874	\$1,574,804	\$4,877,392	\$52,868,808	\$17,281,880	\$208,117,642
Oct.	\$9,926,229	\$45,217,053		\$67,088,216	\$11,938,896	\$1,848,249	\$5,714,510	\$52,968,491	\$18,928,362	\$213,630,006
Nov.	\$9,784,412	\$53,383,688		\$65,230,151	\$11,427,650	\$1,377,376	\$5,800,408	\$49,062,124	\$17,955,923	\$214,021,732
Dec.	\$8,949,948	\$53,206,140		\$66,213,360	\$12,862,703	\$1,444,650	\$5,607,461	\$58,441,620	\$21,285,006	\$228,010,888

Source of data: Monthly Internet Gross Revenue Reports Form DGE-105 (as of 01/16/25).

(a) Caesars AC, Harrah's AC, and Tropicana AC figures include CIENJ affiliate skins assigned during the stated period. For details regarding skins, see page 24.

(b) Resorts Digital Gaming (RDG) held a casino license from August 2015 to August 31, 2024 and operated the online gaming business of Resorts during that period. Resorts figures during that period include RDG.

NEW JERSEY - CASINOS AND RACETRACKS
SPORTS WAGERING REVENUE AND MARKET SHARE
 FOR THE YEAR ENDED DECEMBER 31, 2024



NEW JERSEY CASINOS AND RACETRACKS
 FOR THE YEAR ENDED DECEMBER 31, 2024

**SPORTS WAGERING REVENUE
ON-SITE VS. INTERNET**

	ON-SITE	INTERNET
Bally's AC	\$ 238,603	\$ 22,665,167
Borgata	1,846,218	78,948,475
Caesars AC ^(b)	167,450	-
Golden Nugget	23,046	271,314
Hard Rock	1,299,212	52,332,234
Harrah's AC/CIENJ ^{(a)(b)}	1,135,793	994,414
Ocean Casino	867,992	2,090,004
Resorts ^{(a)(c)}	6,930	297,786,079
Tropicana AC/CIENJ ^(b)	916,790	31,391,981
SUBTOTAL	\$ 6,502,034	\$ 486,479,668
Freehold Raceway ^(a)	771,856	10,274,992
Meadowlands	21,465,159	547,981,723
Monmouth Park	4,756,420	16,398,488
GRAND TOTAL	\$ 33,495,469	\$ 1,061,134,871

**COMPLETED EVENTS—WIN STATISTICS
BY SPORT**

CATEGORY	COMPLETED EVENTS GROSS REVENUE	COMPLETED EVENTS HANDLE	WIN %
Football	\$ 59,116,952	\$ 2,049,402,931	2.9%
Basketball	117,237,643	3,005,686,039	3.9%
Baseball	59,052,454	1,409,907,206	4.2%
Parlay	640,915,686	3,671,009,247	17.5%
Other	205,497,388	2,675,512,381	7.7%
TOTALS	\$ 1,081,820,123	\$ 12,811,517,804	8.4%

NEW JERSEY
SPORTS WAGERING TAX REVENUE
 FOR THE YEAR ENDED DECEMBER 31, 2024

Casinos: \$64,216,079^(d)
Racetracks: \$77,002,400^(e)
TOTAL: \$141,218,479

(a) Effective August 1, 2024, Freehold ceased retail sports wagering operations. The Internet sports wagering operations formerly reported by Freehold are now conducted through Harrah's AC and Resorts.

(b) Internet revenue for Caesars Interactive Entertainment New Jersey (CIENJ) is included with its casino licensee affiliate Harrah's AC and Tropicana AC, as appropriate.

(c) Resorts Digital Gaming (RDG) held a casino license from August 2015 to August 31, 2024 and operated the online gaming business of Resorts during that period. Resorts figures during that period include RDG.

(d) Sports Wagering and Internet Sports Wagering taxes paid by casinos are allocated to the Casino Revenue Fund. N.J.S.A. 5:12A-16.

(e) Sports Wagering and Internet Sports Wagering taxes paid by racetracks are allocated to the General Fund. N.J.S.A. 5:12A-16.

Source of data: DGE Monthly Press Release and Statistical Summaries and Monthly Sports Wagering Tax Return Form DGE-107 (as of 01/16/25).

ATLANTIC CITY CASINO INDUSTRY TOTAL GAMING REVENUE

FOR THE YEARS ENDED DECEMBER 31, 2024 AND 2023

		Casino Win	Internet Gaming Win*	Sports Wagering Revenue**	Total Gaming Revenue**
Bally's AC	2024	\$ 145,392,260	\$ 109,866,310	\$ 22,903,770	\$ 278,162,340
	2023	155,177,784	82,783,024	1,035,079	238,995,887
	(+/-)	-6.3%	32.7%	2112.8%	16.4%
Borgata	2024	738,106,921	549,621,940	80,794,693	1,368,523,554
	2023	729,668,330	489,895,667	82,693,119	1,302,257,116
	(+/-)	1.2%	12.2%	-2.3%	5.1%
Caesars AC ^(a)	2024	218,411,324	-	167,450	218,578,774
	2023	231,345,344	-	2,482,259	233,827,603
	(+/-)	-5.6%	-	-93.3%	-6.5%
CIENJ ^(a)	2024	-	229,849,263	32,386,395	262,235,658
	2023	-	183,442,418	32,755,568	216,197,986
	(+/-)	-	25.3%	-1.1%	21.3%
Golden Nugget	2024	147,142,190	688,855,231	294,360	836,291,781
	2023	146,108,980	524,786,685	947,789	671,843,454
	(+/-)	0.7%	31.3%	-68.9%	24.5%
Hard Rock	2024	544,933,403	133,343,801	53,631,446	731,908,650
	2023	512,443,908	80,622,772	32,950,437	626,017,117
	(+/-)	6.3%	65.4%	62.8%	16.9%
Harrah's AC ^(a)	2024	223,878,829	-	1,135,793	225,014,622
	2023	254,086,888	-	(86,171)	254,000,717
	(+/-)	-11.9%	-	1418.1%	-11.4%
Ocean Casino	2024	409,690,587	70,777,485	2,957,996	483,426,068
	2023	414,992,536	54,443,957	3,346,519	472,783,012
	(+/-)	-1.3%	30.0%	-11.6%	2.3%
Resorts ^(b)	2024	161,879,912	604,850,142	297,793,009	1,064,523,063
	2023	163,544,223	507,767,534	314,533,977	985,845,734
	(+/-)	-1.0%	19.1%	-5.3%	8.0%
Tropicana AC ^(a)	2024	228,071,366	-	916,790	228,988,156
	2023	240,548,435	-	1,011,261	241,559,696
	(+/-)	-5.2%	-	-9.3%	-5.2%
INDUSTRY TOTALS	2024	\$ 2,817,506,792	\$ 2,387,164,172	\$ 492,981,702	\$ 5,697,652,666
	2023	\$ 2,847,916,428	\$ 1,923,742,057	\$ 471,669,837	\$ 5,243,328,322
	(+/-)	-1.1%	24.1%	4.5%	8.7%

(a) CIENJ reflects the combined Internet gaming win and Internet sports wagering gross revenue for all the Internet gaming and Internet sports wagering skins of Caesars AC, Harrah's AC, and Tropicana AC.

(b) Resorts Digital Gaming (RDG) held a casino license from August 2015 to August 31, 2024 and operated the online gaming business of Resorts during that period. Resorts figures during that period include RDG.

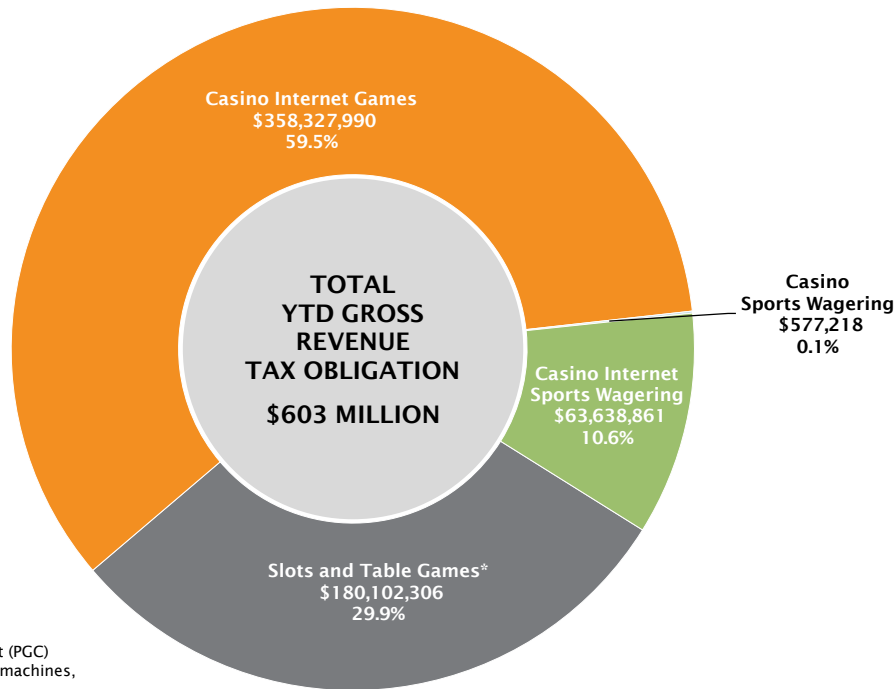
* Excludes Sports Wagering.

** Sports Wagering Revenue is not Win. To aid comparability, revenue from racetracks is not included in sports wagering revenue and total gaming revenue.

In 2024, New Jersey Total Gaming Revenue (including racetracks) totaled \$6,299,301,302.

Source of data: Quarterly Financial Reports—Annual Filings Form DGE-301A (as of 05/08/25) and DGE Monthly Press Release and Statistical Summaries (as of 01/16/25).

TOTAL GROSS REVENUE TAX OBLIGATION FOR THE CASINO REVENUE FUND FOR THE YEAR ENDED DECEMBER 31, 2024

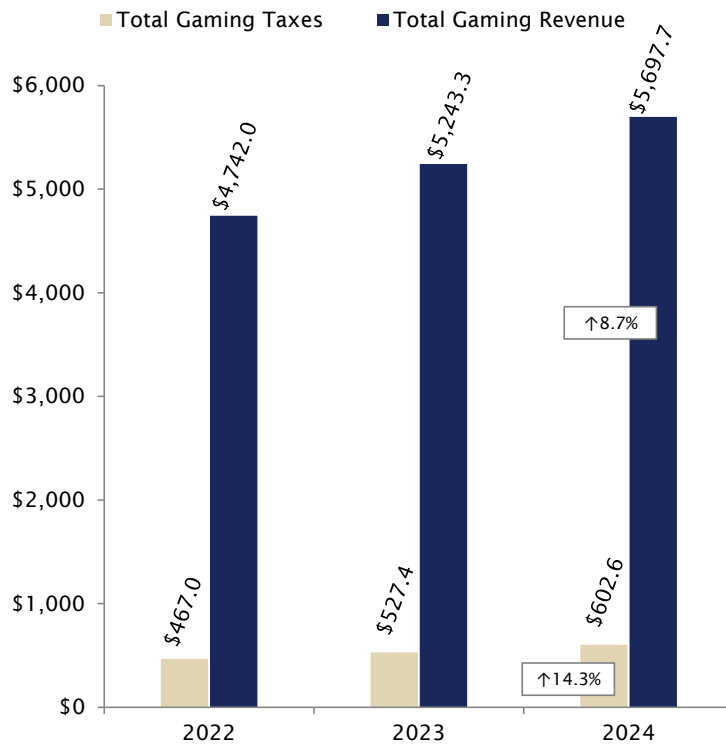


* Includes Promotional Gaming Credit (PGC) Deduction for PGC's wagered on slot machines, table games, and Internet games.

Note: May not foot due to rounding.

Source of data: DGE Monthly Press Release and Statistical Summaries (as of 01/16/25).

ATLANTIC CITY CASINO INDUSTRY GAMING TAXES AND REVENUE^(a) FOR THE THREE YEARS ENDED DECEMBER 31, 2024 (\$ IN MILLIONS)



(a) To aid comparability, racetracks not included.

Source of data: Quarterly Financial Reports—Annual Filings Form DGE-301A (as of 05/08/25) and DGE Monthly Press Releases and Statistical Summaries (as of 01/16/25).

GROSS REVENUE TAX RATES

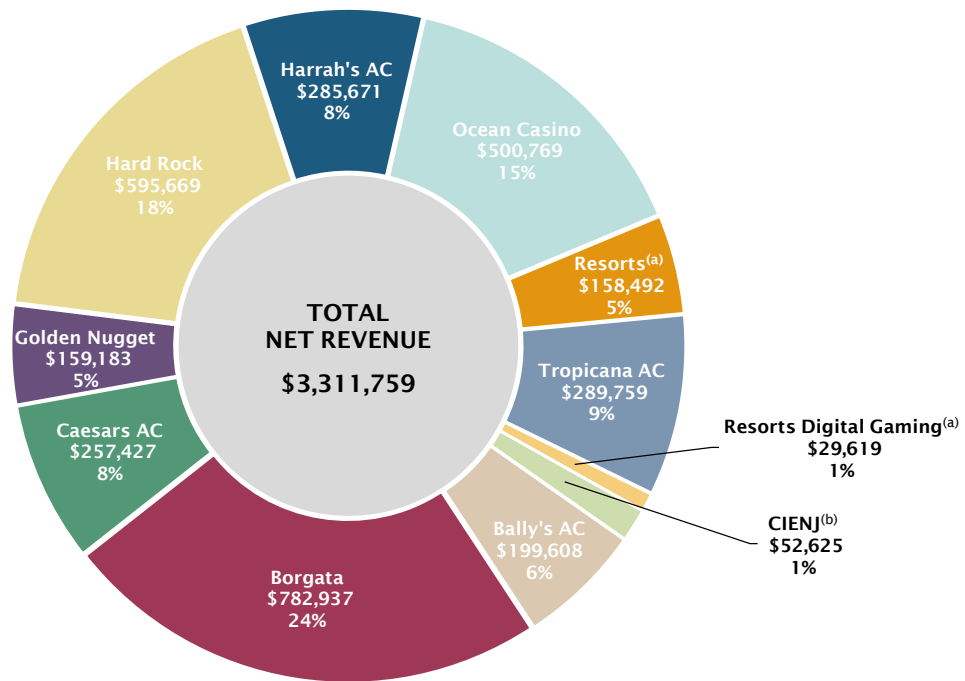
**Slots and Table Games
8%**

**Casino Internet Games
15%**

**Casino Sports Wagering
8.5%**

**Casino Internet Sports Wagering
13%**

ATLANTIC CITY CASINO INDUSTRY NET REVENUE AND MARKET SHARE FOR THE YEAR ENDED DECEMBER 31, 2024 (\$ IN THOUSANDS)



Note: Net Revenue reflects casino revenue (less all promotional allowances), plus rooms, food, beverage, and other revenues.

May not foot due to rounding.

Source of data: Quarterly Financial Reports Form DGE-210 (as of 04/21/25).

- (a) Resorts Digital Gaming held a casino license from August 2015 to August 31, 2024 and operated the online gaming business of Resorts during that period.
- (b) CIENJ is presented as a separate casino licensee and operates as an affiliate of Caesars AC, Harrah's AC, and Tropicana AC.

GROSS OPERATING PROFIT

Earnings before interest, taxes, depreciation, amortization, charges from affiliates, and other miscellaneous items. It is a widely-accepted measure of profitability in the Atlantic City gaming industry.

Notes contained in each casino licensee's quarterly reports are an integral part of the financial results. Valid comparisons cannot be made without using this information.

In CY 2024, Gross Operating Profit was **\$709.1 million**, a decrease of **\$71.5 million** or **9.2%** from 2023.

Quarterly reports are available at: <https://www.njoag.gov/about/divisions-and-offices/division-of-gaming-enforcement-home/financial-and-statistical-information/quarterly-financial-reports/>
Subject to amendment.

ATLANTIC CITY CASINO INDUSTRY NET REVENUE FOR THE THREE YEARS ENDED DECEMBER 31, 2024 (\$ IN MILLIONS)



Source of data: DGE Quarterly Press Releases & Statistical Summaries (as of 04/07/25).

ATLANTIC CITY CASINO INDUSTRY INCOME STATEMENT REVENUE BY PERCENTAGE

FOR THE YEAR ENDED DECEMBER 31, 2024

(ALL \$ FIGURES EXCEPT PROMOTIONAL EXPENSES IN THOUSANDS)

	Bally's AC		Borgata		Caesars AC		Caesars Interactive Entertainment NJ ^(e)	
	Revenue	% of Net Revenue	Revenue	% of Net Revenue	Revenue	% of Net Revenue	Revenue	% of Net Revenue
Casino ^(a)	\$ 124,227	62.2%	\$ 435,083	55.6%	\$ 121,425	47.2%	\$ 39,407	74.9%
Rooms	40,817	20.4%	132,875	17.0%	61,216	23.8%	-	0.0%
Food and Beverage ^(b)	24,075	12.1%	146,959	18.8%	56,562	22.0%	-	0.0%
Other ^(c)	10,489	5.3%	68,020	8.7%	18,224	7.1%	13,218	25.1%
NET REVENUE	\$ 199,608		\$ 782,937		\$ 257,427		\$ 52,625	
TOTAL PROMO ALLOWANCES ^(d)	\$87,118		\$330,985		\$99,205		\$19,303	

	Golden Nugget		Hard Rock		Harrah's AC		Ocean Casino	
	Revenue	% of Net Revenue	Revenue	% of Net Revenue	Revenue	% of Net Revenue	Revenue	% of Net Revenue
Casino ^(a)	\$ 78,042	49.0%	\$ 255,706	42.9%	\$ 117,629	41.2%	\$ 218,231	43.6%
Rooms	14,630	9.2%	114,073	19.2%	87,455	30.6%	151,265	30.2%
Food and Beverage ^(b)	41,238	25.9%	114,655	19.2%	56,023	19.6%	82,957	16.6%
Other ^(c)	25,273	15.9%	111,235	18.7%	24,564	8.6%	48,316	9.6%
NET REVENUE	\$ 159,183		\$ 595,669		\$ 285,671		\$ 500,769	
TOTAL PROMO ALLOWANCES ^(d)	\$50,454		\$290,641		\$106,619		\$205,066	

	Resorts ^(f)		Resorts Digital Gaming ^(f)		Tropicana AC		INDUSTRY TOTALS	
	Revenue	% of Net Revenue	Revenue	% of Net Revenue	Revenue	% of Net Revenue	Revenue	% of Net Revenue
Casino ^(a)	\$ 102,378	64.6%	\$ 28,538	96.4%	\$ 139,933	48.3%	\$ 1,660,599	50.1%
Rooms	29,400	18.5%	-	0.0%	84,782	29.3%	\$ 716,513	21.6%
Food and Beverage ^(b)	17,277	10.9%	-	0.0%	34,752	12.0%	\$ 574,498	17.3%
Other ^(c)	9,437	6.0%	1,081	3.6%	30,292	10.5%	\$ 360,149	10.9%
NET REVENUE	\$ 158,492		\$ 29,619		\$ 289,759		\$ 3,311,759	
TOTAL PROMO ALLOWANCES ^(d)	\$56,308		\$3,582		\$83,484		\$1,332,765	

Note: May not foot due to rounding.

(a) Casino Revenue includes revenues generated from casino gaming and casino-related activities including poker, Internet, sports wagering, and tournaments, less promotional allowances.

(b) Food & Beverage Revenue for casino-owned outlets only.

(c) Other Revenue reflects concert and show tickets, casino-owned spa revenue, casino-owned retail sales, rental income, and other miscellaneous revenue sources.

(d) Promotional (promo) allowances are complimentary given away free in the normal course of the licensee's business.

(e) CIENJ is presented as a separate casino licensee and operates as an affiliate of Caesars AC, Harrah's AC, and Tropicana AC.

(f) Resorts Digital Gaming held a casino license from August 2015 to August 31, 2024 and operated the online gaming business of Resorts during that period.

Promotional expenses are complimentary not offered for sale to patrons in the normal course of a licensee's business. In 2024, promotional expenses totaled **\$124.6 million**.

Source of data: Quarterly Financial Reports Form DGE-210 (as of 04/21/25) and DGE-245 (as of 07/01/25).

ATLANTIC CITY CASINO INDUSTRY EMPLOYMENT STATISTICS^(a)

FOR THE THREE YEARS ENDED DECEMBER 31, 2024

CASINO	2022	2023	2024
Bally's AC	1,462	1,332	1,352
Borgata	4,504	4,478	4,457
Caesars AC ^(b)	2,561	2,514	2,507
Golden Nugget ^(c)	1,358	1,347	1,353
Hard Rock	3,448	3,518	3,549
Harrah's AC	2,441	2,388	2,269
Ocean Casino	3,285	3,430	3,459
Resorts ^(d)	1,643	1,556	1,404
Tropicana AC	2,094	2,080	1,973
INDUSTRY TOTALS	22,796	22,643	22,323*

*16,440 (73.6%) are full time employees, 2,067 (9.3%) are part time employees, and 3,816 (17.1%) are considered other employees. (Other includes seasonal employees and employees on extended leave).

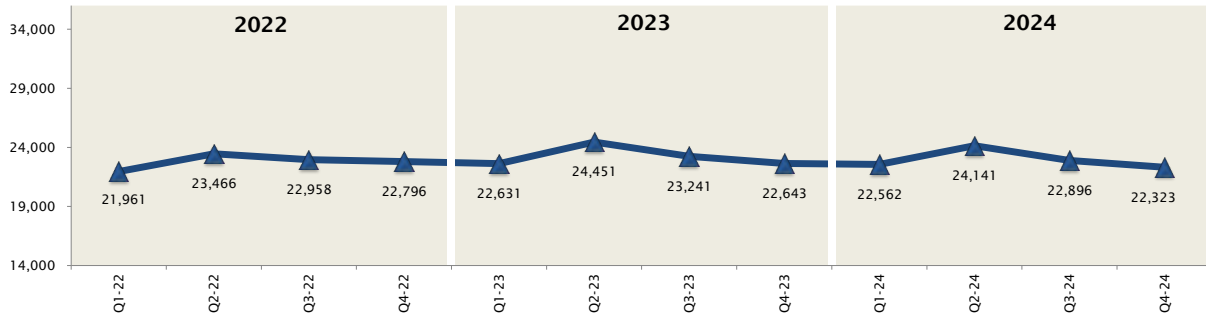
(b) Caesars AC figures include Caesars Interactive Entertainment (CIENJ) and Caesars Enterprise Services (CES).

(c) Golden Nugget Online Gaming (GNOG) held a casino license from November 2020 to May 4, 2022 and operated the online gaming business of Golden Nugget during that period. Golden Nugget figures during that period include GNOG.

(d) Resorts Digital Gaming (RDG) held a casino license from August 2015 to August 31, 2024 and operated the online gaming business of Resorts during that period. Resorts figures during that period include RDG.

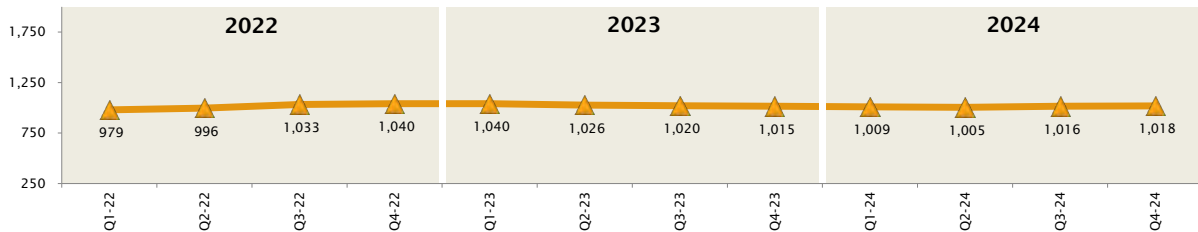
ATLANTIC CITY CASINO INDUSTRY TOTAL EMPLOYEES AT QUARTER END^(a)

2022 THROUGH 2024



ATLANTIC CITY CASINO INDUSTRY KEY LICENSEES EMPLOYED AT QUARTER END^(a)

2022 THROUGH 2024



Note: Totals include individuals that may be working in a position that does not require a key license.

(a) Totals do not include employees not directly employed by casino licensees such as employees of leased outlets, technical providers, and racetracks.

Source of data: Employment statistics provided by the casinos to the DGE.

ATLANTIC CITY CASINO INDUSTRY — SALARIES AND WAGES

FOR THE THREE YEARS ENDED DECEMBER 31, 2024

(\$ IN THOUSANDS)

CASINO	2022	2023	2024
Bally's AC	\$ 44,100	\$ 44,489	\$ 46,526
Borgata	141,258	153,874	159,285
Caesars AC ^(a)	56,165	63,006	62,302
Golden Nugget ^(b)	42,337	45,502	47,233
Hard Rock	110,536	115,158	122,708
Harrah's AC ^(a)	62,863	67,934	66,331
Ocean Casino	90,344	110,653	119,722
Resorts/Resorts Digital Gaming ^(c)	51,497	55,913	53,073
Tropicana AC ^(a)	59,576	64,134	62,584
INDUSTRY TOTALS^(d)	\$ 658,676	\$ 720,663	\$ 739,764

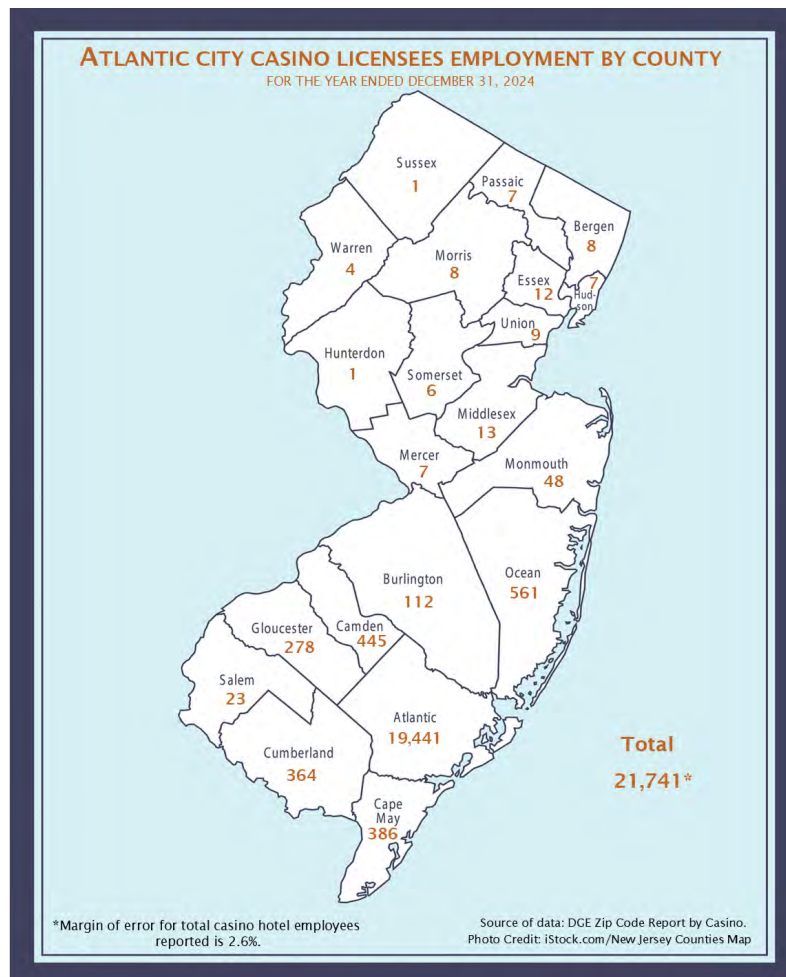
(a) Totals do not include employees of Caesars Interactive Entertainment (CIEN) and Caesars Enterprise Services (CES).

(b) Golden Nugget Online Gaming (GNOG) held a casino license from November 2020 to May 4, 2022 and operated the online gaming business of Golden Nugget during that period. Golden Nugget figures during that period include GNOG.

(c) Resorts Digital Gaming held a casino license from August 2015 to August 31, 2024 and operated the online gaming business of Resorts during that period.

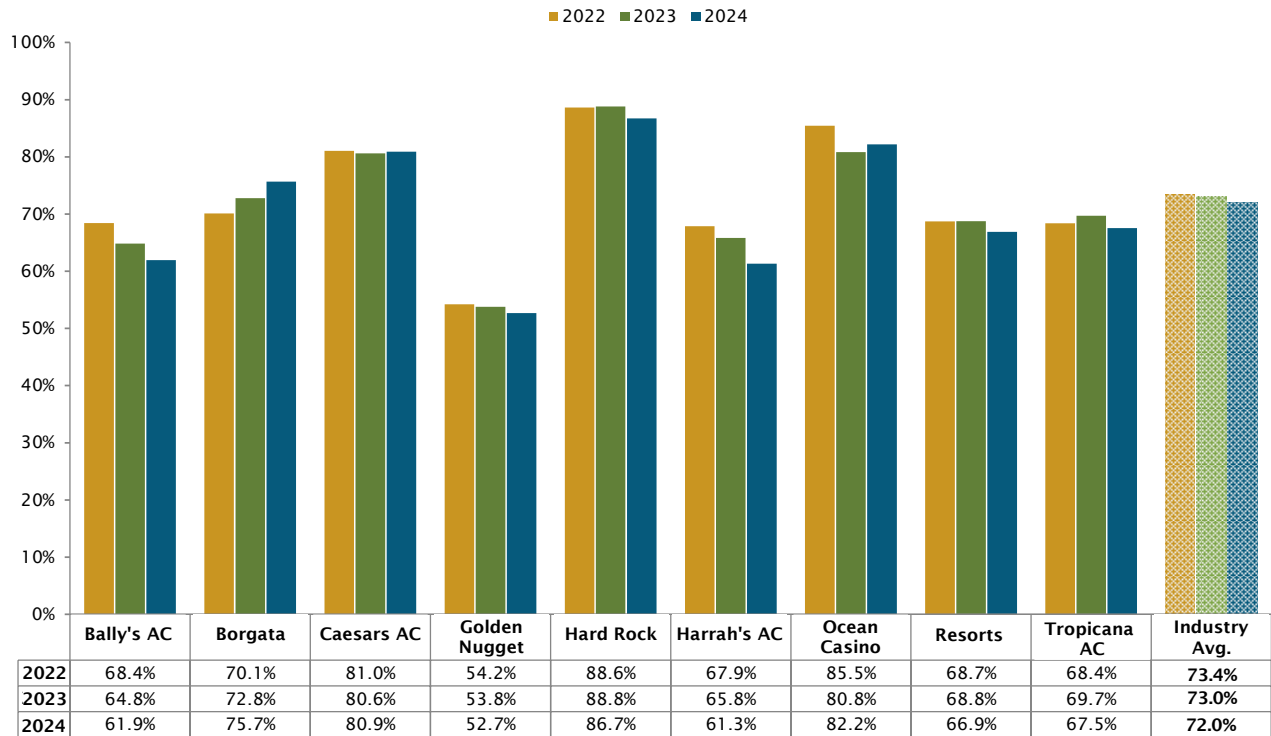
(d) Totals do not include employees not directly employed by casino licensees such as employees of leased outlets, technical providers, and racetracks.

Source of data: Quarterly Financial Reports—Annual Filings Form DGE-370 (as of 07/01/25).



ATLANTIC CITY CASINO INDUSTRY — HOTEL OCCUPANCY RATES

2022-2024 YEARLY AVERAGES BY CASINO



ATLANTIC CITY CASINO INDUSTRY HOTEL ROOM STATISTICS

FOR THE YEAR ENDED DECEMBER 31, 2024

CASINO	# OF HOTEL ROOMS AT YEAR END	# OF AVAILABLE ROOM NIGHTS	AVERAGE RATE PER OCCUPIED ROOM
Bally's AC	1,121	428,406	\$154
Borgata	2,727	998,082	\$176
Caesars AC	1,136	407,737	\$186
Golden Nugget	717	262,422	\$106
Hard Rock	1,973	721,372	\$182
Harrah's AC	2,584	943,385	\$151
Ocean Casino	1,860	680,760	\$270
Resorts	942	344,772	\$127
Tropicana AC	2,364	810,171	\$155
INDUSTRY TOTALS	15,424	5,597,107	\$178

Source of data: DGE Quarterly Press Releases and Statistical Summaries (as of 04/07/25).

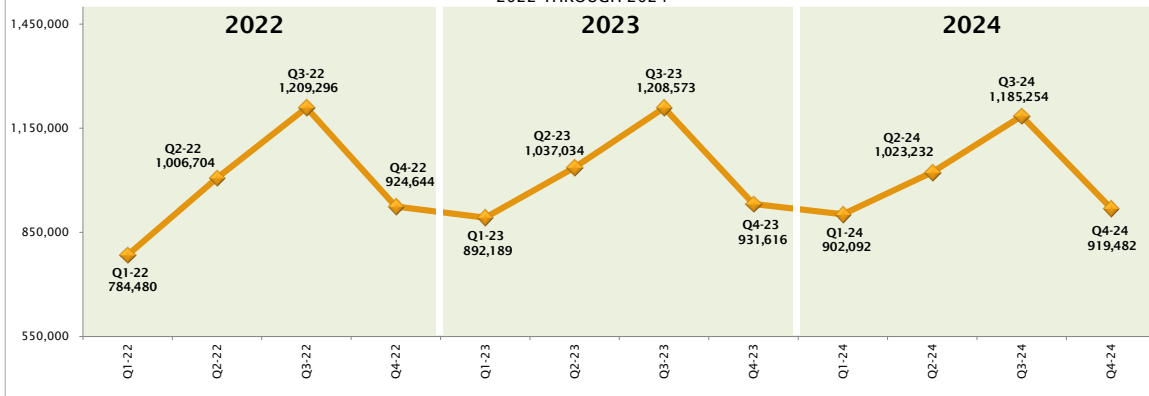
ATLANTIC CITY CASINO INDUSTRY NUMBER OF OCCUPIED ROOM NIGHTS*

FOR THE THREE YEARS ENDED DECEMBER 31, 2024

CASINO	2022	2023	2024
Bally's AC	270,655	285,166	265,359
Borgata	707,912	727,864	755,409
Caesars AC	315,183	319,019	329,843
Golden Nugget	141,907	140,739	138,274
Hard Rock	628,458	630,495	625,623
Harrah's AC	568,316	610,337	578,374
Ocean Casino	498,615	548,531	559,371
Resorts	236,323	236,408	230,646
Tropicana AC	557,755	570,853	547,161
INDUSTRY TOTALS	3,925,124	4,069,412	4,030,060

ATLANTIC CITY CASINO INDUSTRY NUMBER OF OCCUPIED ROOM NIGHTS BY QUARTER*

2022 THROUGH 2024

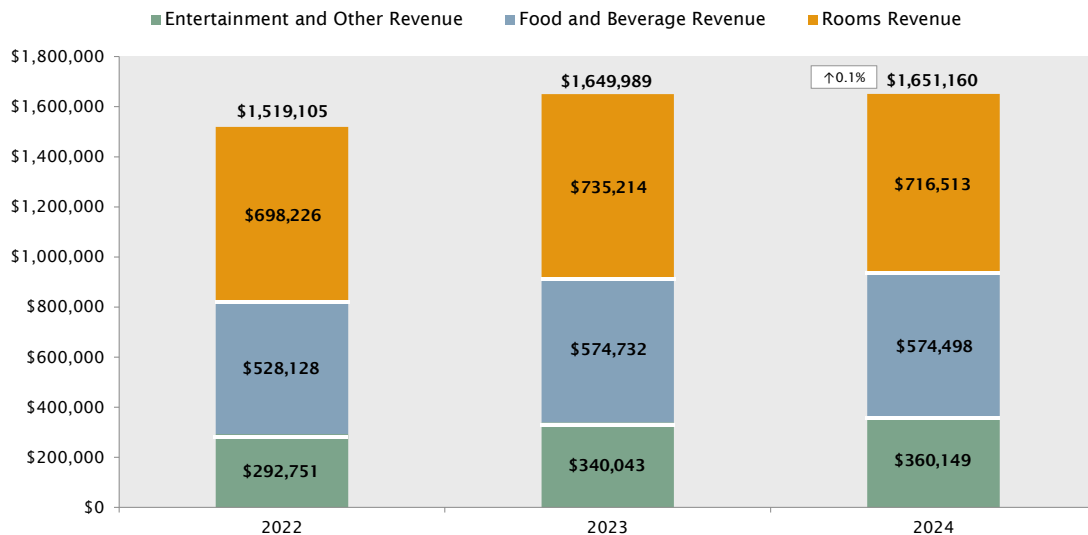


*Includes complimentary rooms.

Source of data: DGE Quarterly Press Releases and Statistical Summaries (as of 04/07/25).

ATLANTIC CITY CASINO INDUSTRY TOTAL NON-GAMING REVENUE BY TYPE

FOR THE THREE YEARS ENDED DECEMBER 31, 2024
(\$ IN THOUSANDS)



Note: Figures include casino-owned outlets only. See page 54 for definition of each category.

Source of data: Quarterly Financial Reports Form DGE-210 (as of 04/21/25).

**ATLANTIC CITY CASINO INDUSTRY
NON-GAMING REVENUE BY LICENSEE**
FOR THE YEARS ENDED DECEMBER 31, 2024 AND 2023
(\$ IN THOUSANDS)

		Rooms	Food and Beverage ^(a)	Entertainment and Other	Total Non-Gaming Revenue
Bally's AC	2024	\$ 40,817	\$ 24,075	\$ 10,489	\$ 75,381
	2023	48,590	24,087	9,338	82,015
	(+/-)	-16.0%	0.0%	12.3%	-8.1%
Borgata	2024	132,875	146,959	68,020	347,854
	2023	136,217	150,383	65,590	352,190
	(+/-)	-2.5%	-2.3%	3.7%	-1.2%
Caesars AC	2024	61,216	56,562	18,224	136,002
	2023	60,307	56,046	20,104	136,457
	(+/-)	1.5%	0.9%	-9.4%	-0.3%
CIENJ ^(b)	2024	-	-	13,218	13,218
	2023	-	-	12,800	12,800
	(+/-)	-	-	3.3%	3.3%
Golden Nugget	2024	14,630	41,238	25,273	81,141
	2023	17,355	40,932	23,817	82,104
	(+/-)	-15.7%	0.7%	6.1%	-1.2%
Hard Rock	2024	114,073	114,655	111,235	339,963
	2023	105,548	107,579	114,742	327,869
	(+/-)	8.1%	6.6%	-3.1%	3.7%
Harrah's AC	2024	87,455	56,023	24,564	168,042
	2023	95,494	59,124	24,217	178,835
	(+/-)	-8.4%	-5.2%	1.4%	-6.0%
Ocean Casino	2024	151,265	82,957	48,316	282,538
	2023	148,273	80,769	33,842	262,884
	(+/-)	2.0%	2.7%	42.8%	7.5%
Resorts ^(c)	2024	29,400	17,277	9,437	56,114
	2023	30,467	17,598	7,676	55,741
	(+/-)	-3.5%	-1.8%	22.9%	0.7%
Resorts Digital Gaming ^(c)	2024	-	-	1,081	1,081
	2023	-	-	1,346	1,346
	(+/-)	-	-	-19.7%	-19.7%
Tropicana AC	2024	84,782	34,752	30,292	149,826
	2023	92,963	38,214	26,571	157,748
	(+/-)	-8.8%	-9.1%	14.0%	-5.0%
INDUSTRY TOTALS	2024	\$ 716,513	\$ 574,498	\$ 360,149	\$ 1,651,160
	2023	\$ 735,214	\$ 574,732	\$ 340,043	\$ 1,649,989
	(+/-)	-2.5%	0.0%	5.9%	0.1%

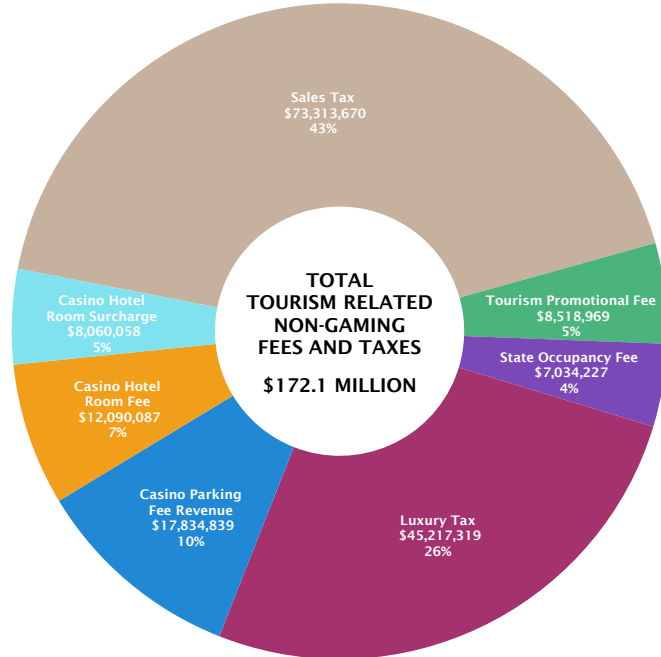
(a) Food and Beverage Revenue for casino-owned outlets only.

(b) CIENJ is presented as a separate casino licensee and operates as an affiliate of Caesars AC, Harrah's AC, and Tropicana AC.

(c) Resorts Digital Gaming held a casino license from August 2015 to August 31, 2024 and operated the online gaming business of Resorts during that period.

Source of data: Quarterly Financial Reports Form DGE-210 (as of 04/21/25).

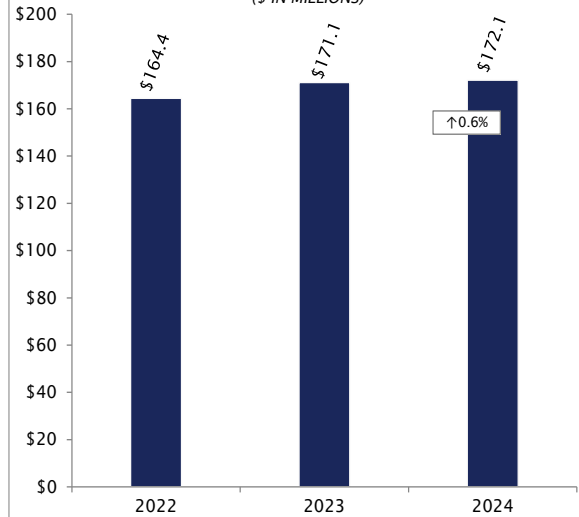
ATLANTIC CITY/COUNTY TOURISM RELATED NON-GAMING FEES AND TAXES FOR THE YEAR ENDED DECEMBER 31, 2024



Note: See pages 61-67 for details and a description of each fee and tax. May not foot due to rounding.

Source of data: State of New Jersey Department of the Treasury, Division of Taxation, and DGE Taxes and Fees Source Report.

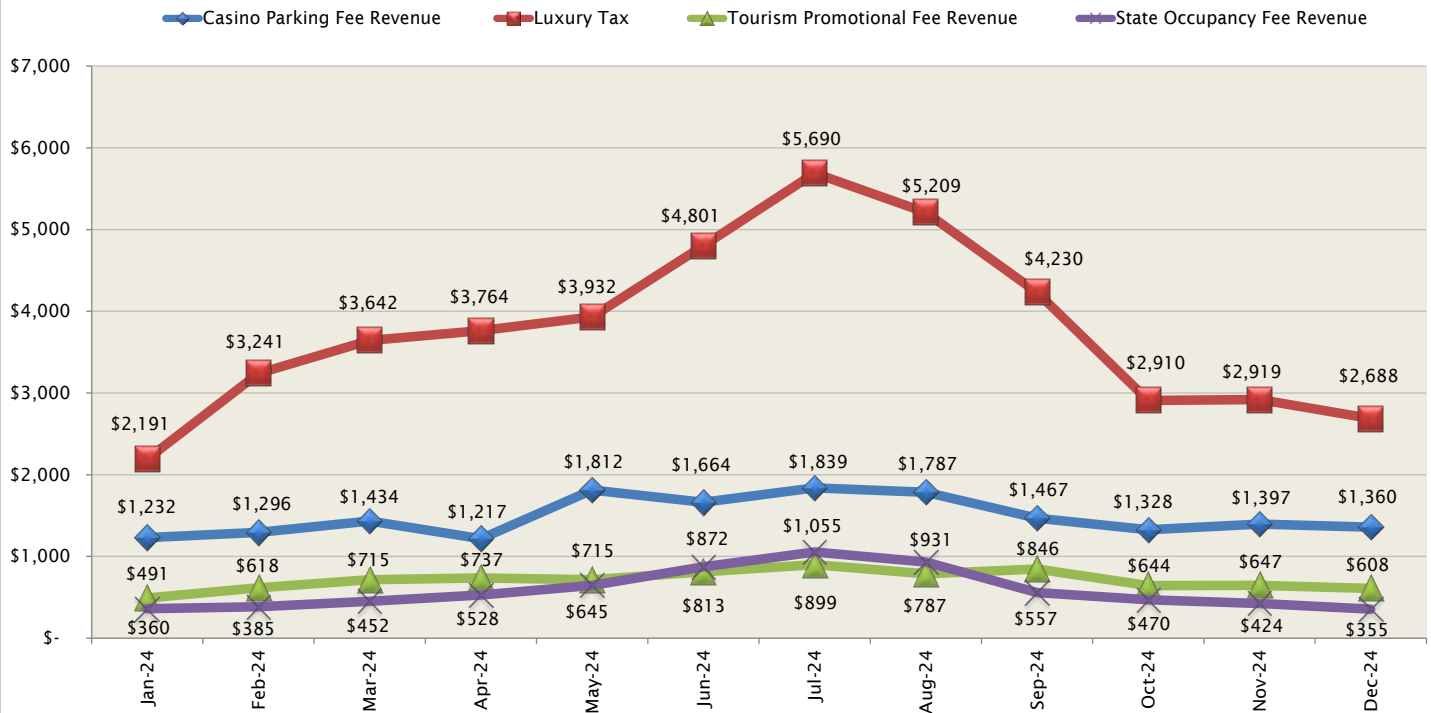
ATLANTIC CITY/COUNTY TOURISM RELATED NON-GAMING FEES AND TAXES^(a) FOR THE THREE YEARS ENDED DECEMBER 31, 2024 (\$ IN MILLIONS)



(a) Non-Gaming Fees and Taxes includes revenues from Sales Tax, Tourism Promotional Fee, Atlantic County State Occupancy Fee, Luxury Tax, Casino Parking Fee, Casino Hotel Room Fee, and, as of March 1, 2022, Casino Hotel Room Surcharge.

Source of data: State of New Jersey Department of the Treasury, Division of Taxation, and DGE Taxes and Fees Source Report.

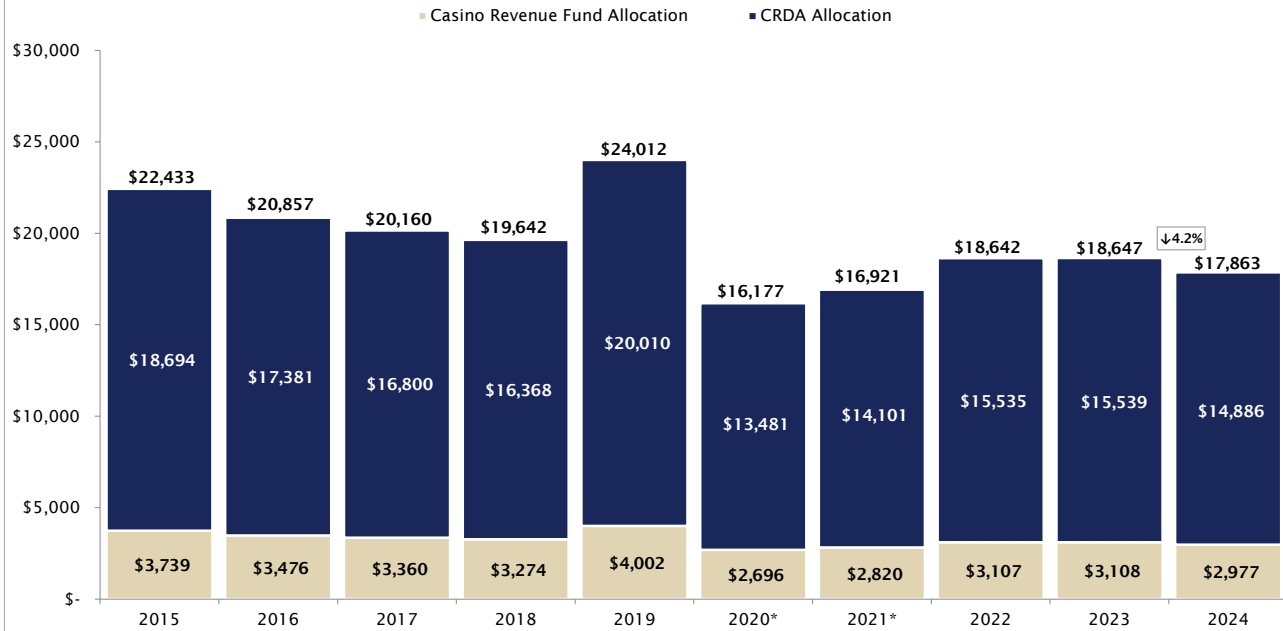
ATLANTIC CITY CASINO PARKING FEE REVENUE, LUXURY TAX, TOURISM PROMOTIONAL FEE REVENUE, AND HOTEL/MOTEL TOTAL STATE OCCUPANCY FEE REVENUE FOR THE YEAR ENDED DECEMBER 31, 2024 (\$ IN THOUSANDS)



Note: Sales Tax and Hotel Room Fee are reported quarterly and not included in this analysis. Hotel Room Surcharge is therefore also not included.

Source of data: State of New Jersey Department of the Treasury.

ATLANTIC CITY CASINO INDUSTRY CASINO PARKING FEE REVENUE BY ALLOCATION FOR THE TEN FISCAL YEARS ENDED JUNE 30, 2024 (\$ IN THOUSANDS)



*Due to COVID-19, FY 2020 was extended three months to September 30, 2020. P.L. 2020, c.19. Figures are presented in 12-month fiscal periods to aid comparability.
Note: May not foot due to rounding.

ATLANTIC CITY CASINO INDUSTRY PARKING SPACE TOTALS FOR THE YEAR ENDED DECEMBER 31, 2024

Bally's AC	2,668
Borgata	6,145
Caesars AC	5,364
Golden Nugget	2,690
Hard Rock	6,330
Harrah's AC	5,728
Ocean Casino	7,184
Resorts	1,722
Tropicana AC	5,210
INDUSTRY TOTALS	43,041

Figures provided by the casinos to the CCC.

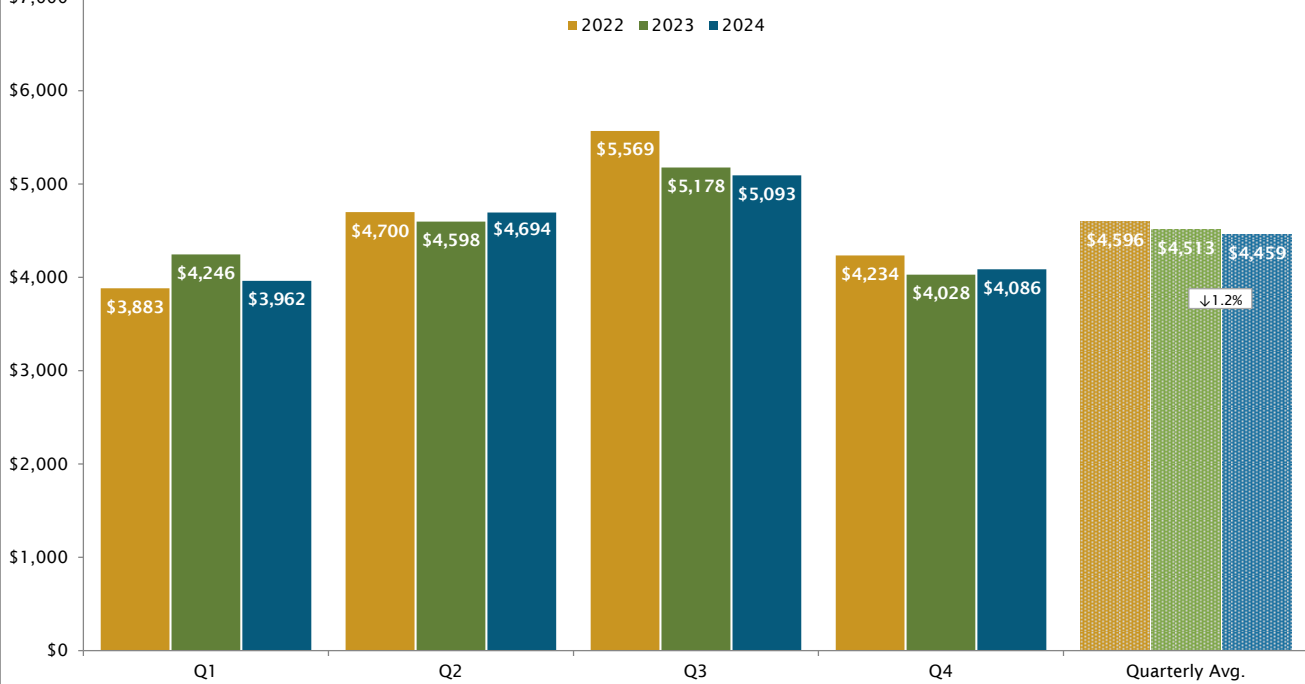
CASINO PARKING FEE

\$3.00 per day imposed on each occupied casino parking space. \$0.50 is allocated to the **Casino Revenue Fund** to benefit the aged and disabled citizens of New Jersey. \$2.50 is allocated to the **Casino Reinvestment Development Authority** for purposes restricted by statute, including the service of bonds and for the benefit of Atlantic City.

The \$3.00 parking fee is not subject to sales tax. Any amount collected in excess of \$3.00 is subject to sales tax.

ATLANTIC CITY CASINO INDUSTRY CASINO PARKING FEE REVENUE

QUARTERLY TOTALS 2022 THROUGH 2024
(\$ IN THOUSANDS)



ATLANTIC CITY CASINO INDUSTRY CASINO PARKING FEE REVENUE AND NUMBER OF PARKING TRANSACTIONS

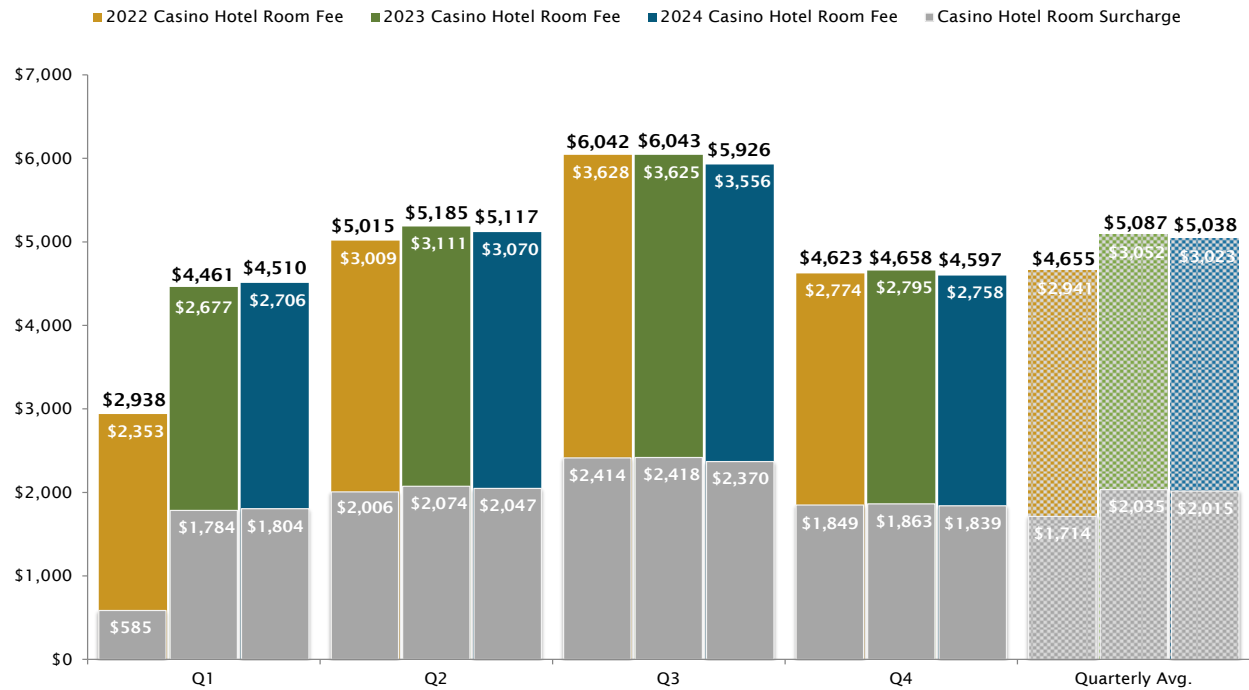
FOR THE THREE YEARS ENDED DECEMBER 31, 2024

MONTH	2022		2023		2024	
	FEE REVENUE	# OF TRANSACTIONS	FEE REVENUE	# OF TRANSACTIONS	FEE REVENUE	# OF TRANSACTIONS
Jan.	\$1,126,758	375,586	\$1,366,917	455,639	\$1,231,629	410,543
Feb.	1,334,478	444,826	1,377,174	459,058	1,296,276	432,092
Mar.	1,421,448	473,816	1,501,422	500,474	1,434,006	478,002
Apr.	1,496,916	498,972	1,494,705	498,235	1,217,301	405,767
May	1,584,270	528,090	1,493,916	497,972	1,812,496	604,165
Jun.	1,618,365	539,455	1,609,236	536,412	1,664,481	554,827
Jul.	1,993,794	664,598	1,915,848	638,616	1,839,024	613,008
Aug.	1,938,228	646,076	1,831,263	610,421	1,787,235	595,745
Sep.	1,637,307	545,769	1,431,327	477,109	1,466,568	488,856
Oct.	1,510,716	503,572	1,342,832	447,611	1,328,220	442,740
Nov.	1,370,208	456,736	1,319,941	439,980	1,397,154	465,718
Dec.	1,353,438	451,146	1,365,636	455,212	1,360,449	453,483
INDUSTRY TOTALS	\$18,385,926	6,128,642	\$18,050,217	6,016,739	\$17,834,839	5,944,946

Note: Parking transactions do not include exemptions allowed by law.

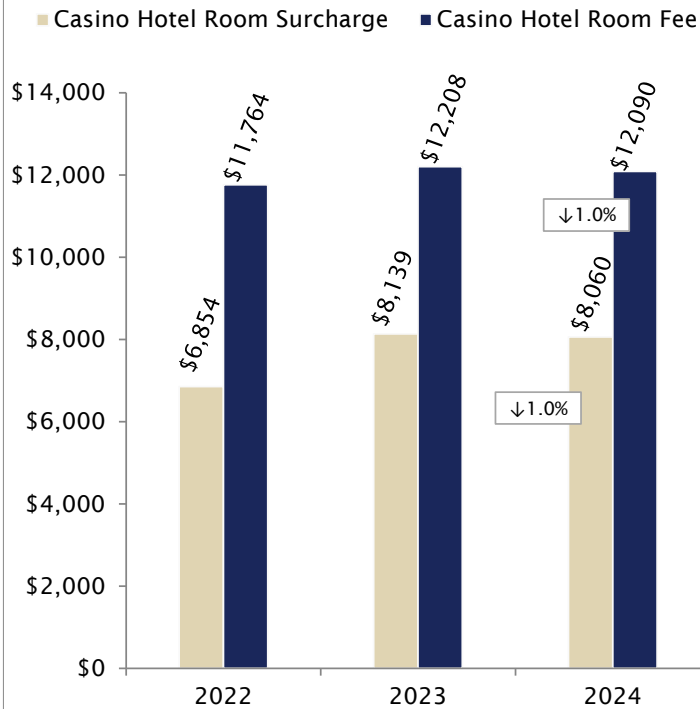
ATLANTIC CITY CASINO HOTEL ROOM FEE AND SURCHARGE

QUARTERLY TOTALS 2022 THROUGH 2024
(\$ IN THOUSANDS)



ATLANTIC CITY CASINO HOTEL ROOM FEE AND SURCHARGE

FOR THE THREE YEARS ENDED DECEMBER 31, 2024
(\$ IN THOUSANDS)



CASINO HOTEL ROOM FEE

\$3 per occupied casino hotel room.

Following the satisfaction of debt service on CRDA Hotel Room Fee Revenue bonds, \$2.00 of each \$3.00 Hotel Room Fee is deposited into the **Casino Revenue Fund** and \$1.00 is distributed to **CRDA**.

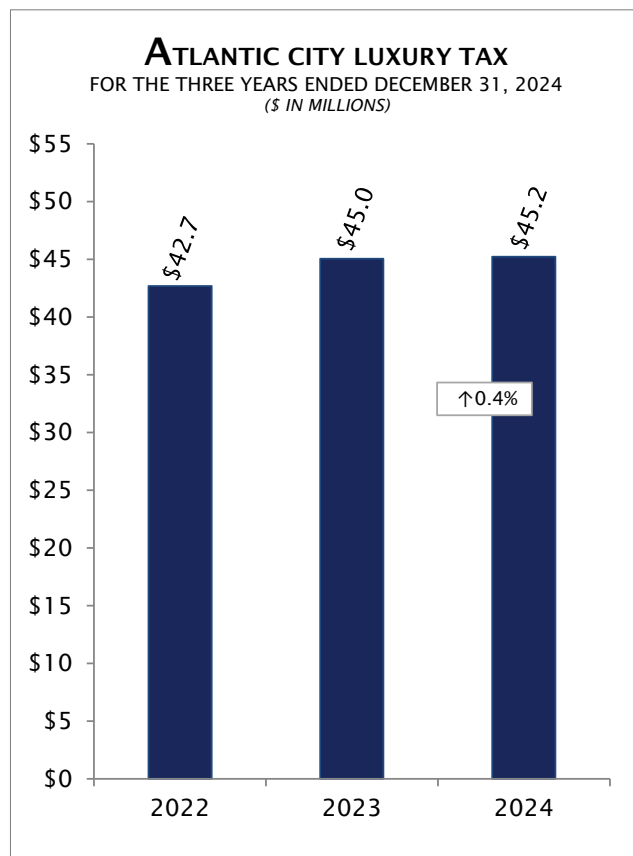
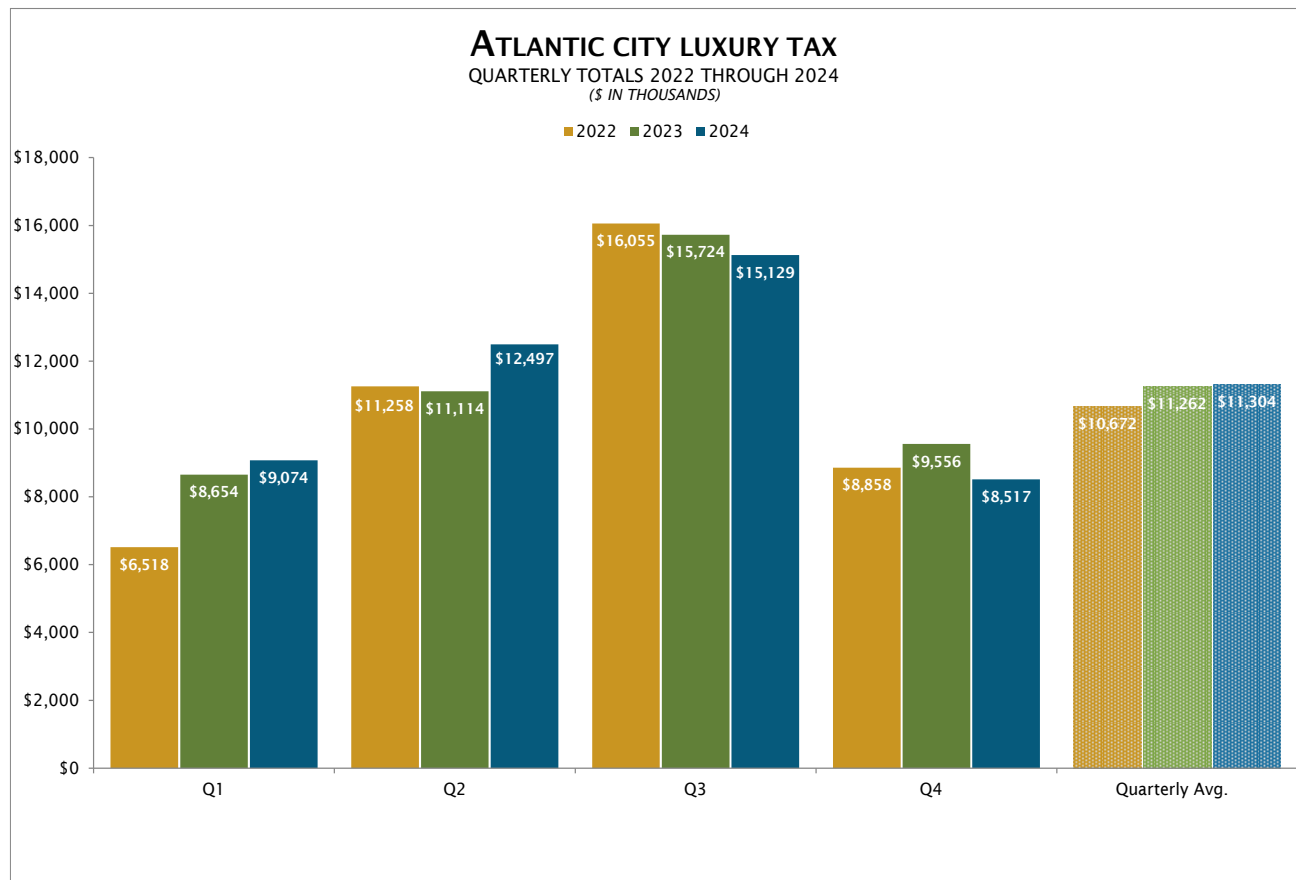
CASINO HOTEL ROOM SURCHARGE

\$2 per occupied casino hotel room.

Effective March 1, 2022, Casino Hotel Room Surcharge is imposed to fund **public safety services** in Atlantic City.

P.L. 2021, c.497.

Source of data: DGE Taxes and Fees Source Report (as of 02/26/25) and State of New Jersey Department of the Treasury.

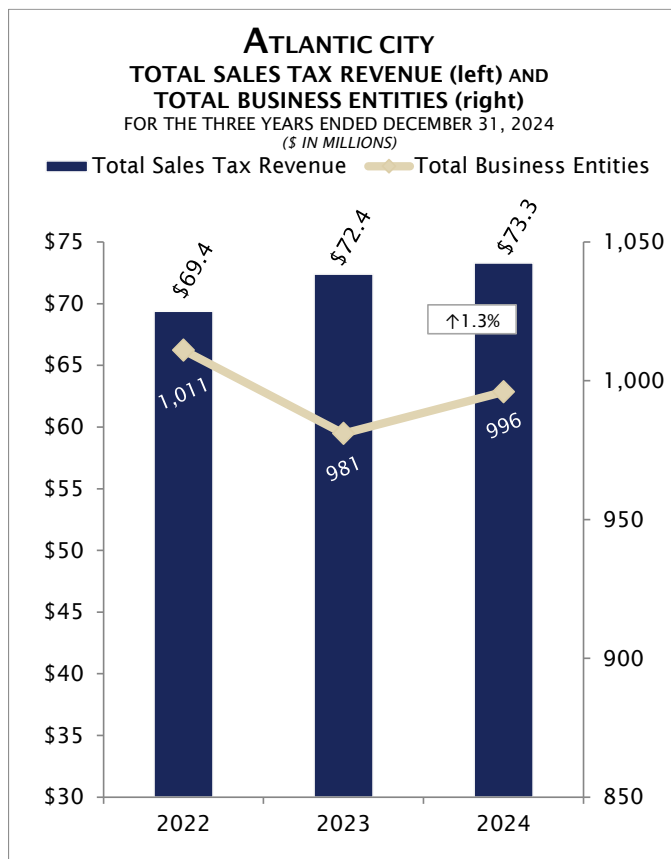
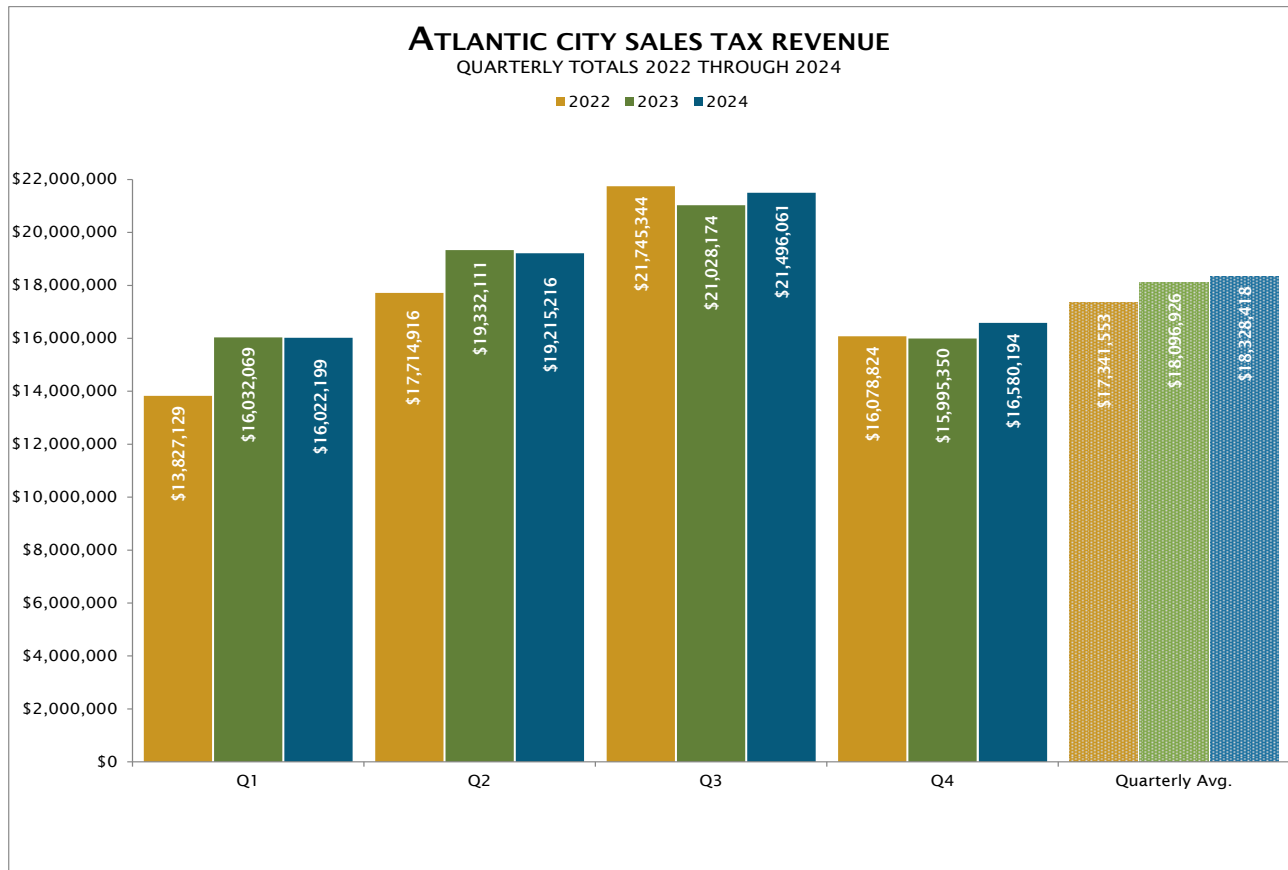


LUXURY TAX

3% of the cost of alcoholic beverages and **9% of the cost of all other taxable sales** (i.e. cover and entertainment charges, room rentals, rentals of beach chairs, cabanas, rolling chairs, and tickets of admission within Atlantic City).

The maximum combined Atlantic City Luxury Tax rate and New Jersey State Sales Tax rate (excluding the State Occupancy Fee) may not exceed 12.625%. The Sales Tax rate is reduced to 3.625% on items subject to the 9% Luxury Tax.

Source of data: State of New Jersey Department of the Treasury.



Note: Sales tax revenue is not inflation adjusted. As a result, short-term inflation changes may impact comparability.

ATLANTIC CITY

**AVERAGE SALES TAX REVENUE
PER BUSINESS ENTITY**
FOR THE THREE YEARS ENDED DECEMBER 31, 2024

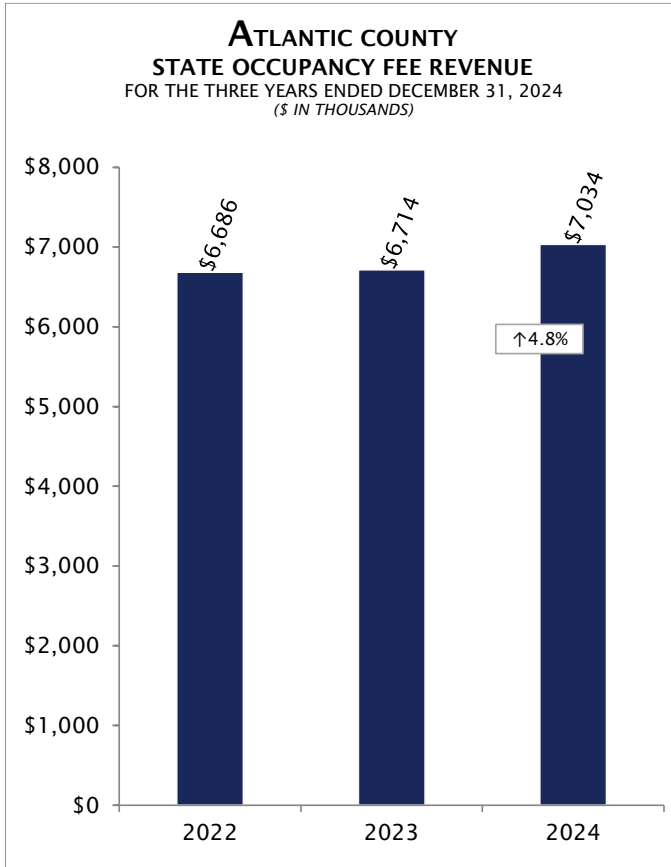
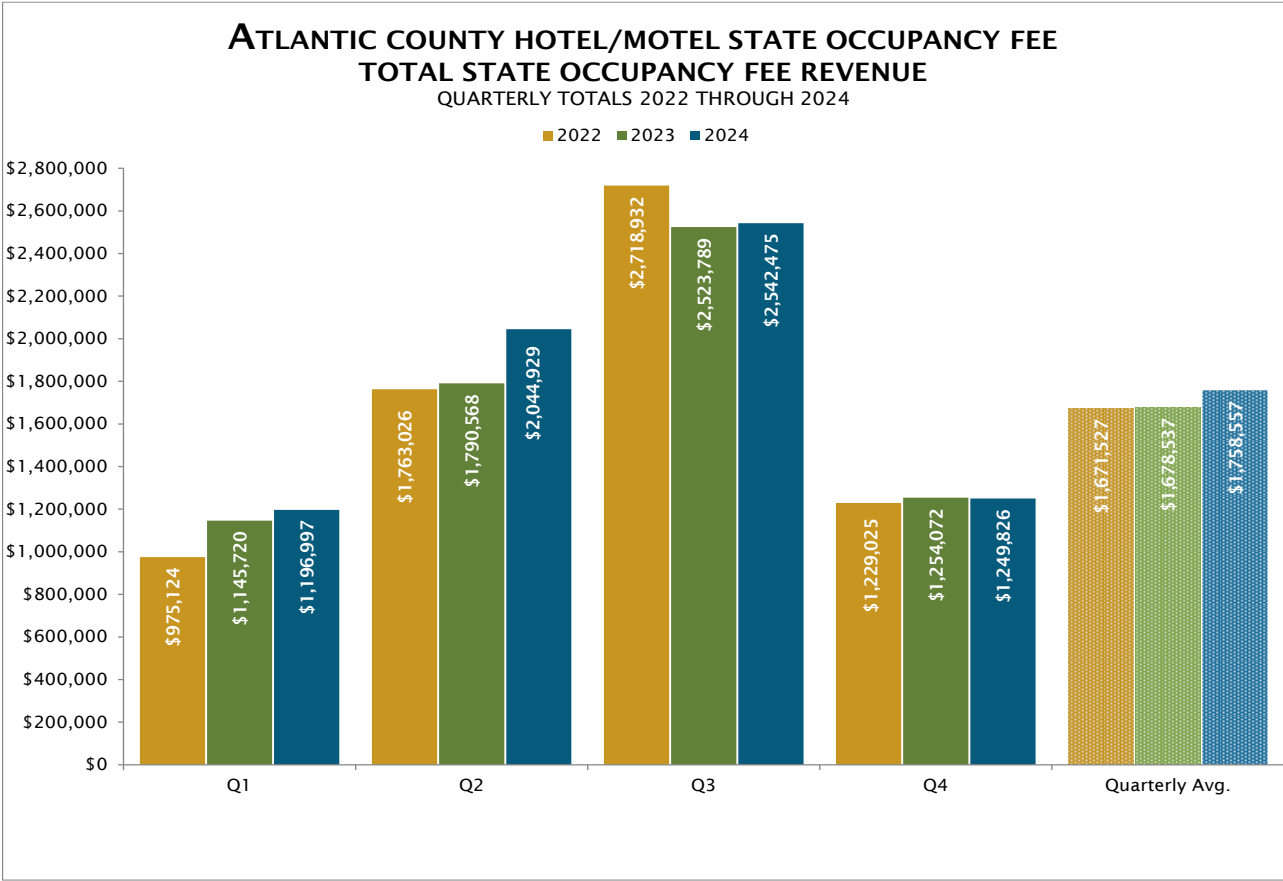
Average Revenue	
2022	\$ 68,611
2023	\$ 73,790
2024	\$ 73,608

SALES TAX RATE

6.625%

Sales Tax Revenue does not typically include business entities that have Atlantic City locations but are primarily based outside of Atlantic City. Total number of business entities represents Atlantic City-based business entities active at any time during the year.

Source of data: State of New Jersey Department of the Treasury, Division of Taxation (City Code 0102).

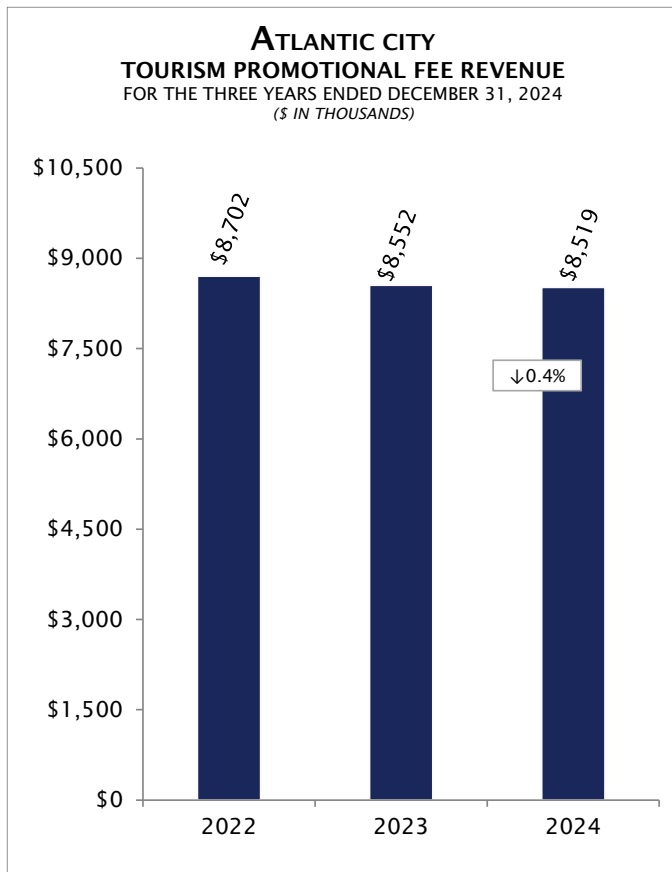
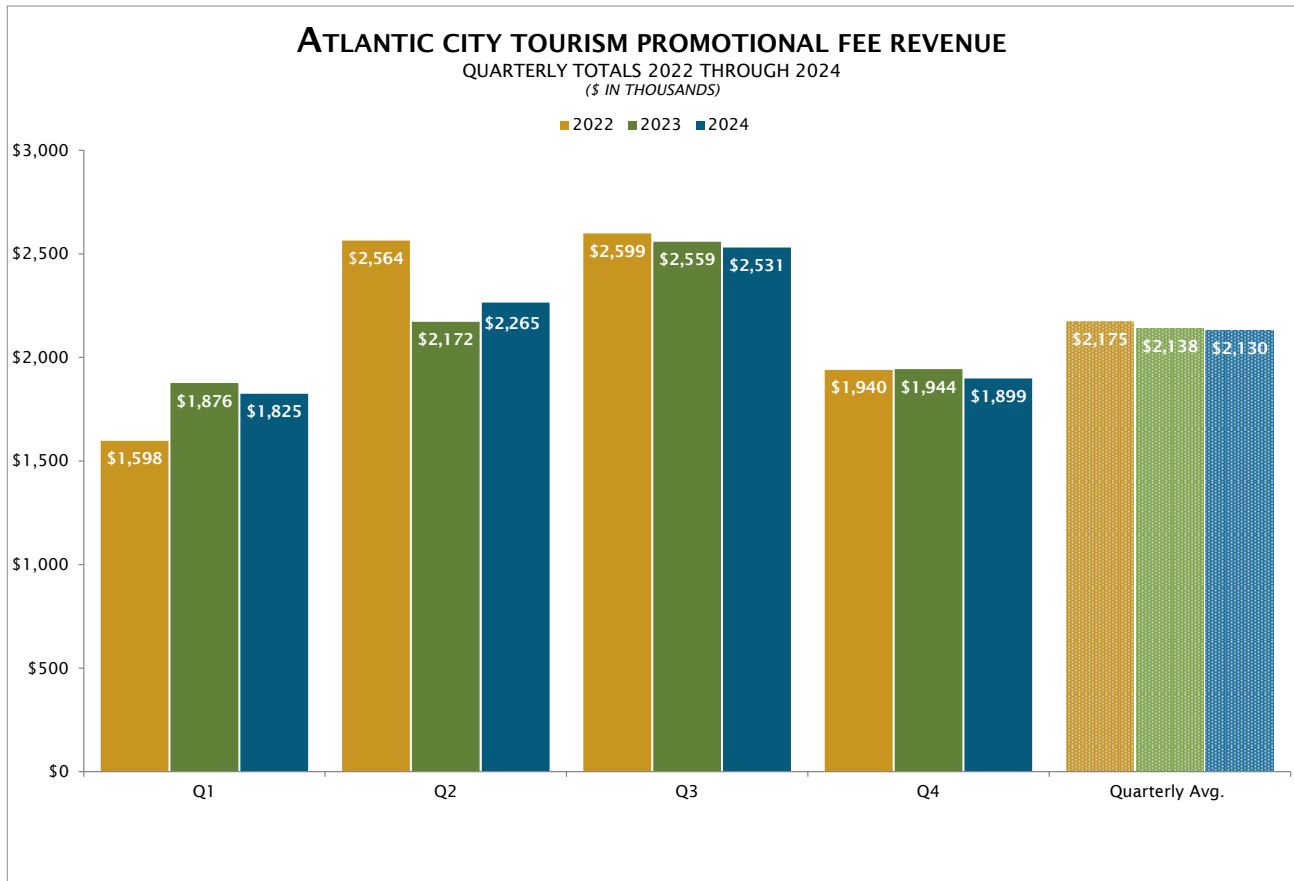


STATE OCCUPANCY FEE

1% for Atlantic City. The State Occupancy Fee is imposed on room rentals that are subject to New Jersey Sales Tax and is in addition to the Sales Tax. The general State Occupancy Fee rate is 5% and the Municipal Occupancy Tax is less than or equal to 3%. Transient accommodations and short term rentals are subject to the State Occupancy Tax.

Atlantic City is prohibited from enacting Municipal Occupancy Tax given that other local taxes are imposed (luxury and tourism promotional taxes).

Source of data: State of New Jersey Department of the Treasury, Division of Taxation - Hotel/Motel Information County Totals Reports (County Code 01).



TOURISM PROMOTIONAL FEE

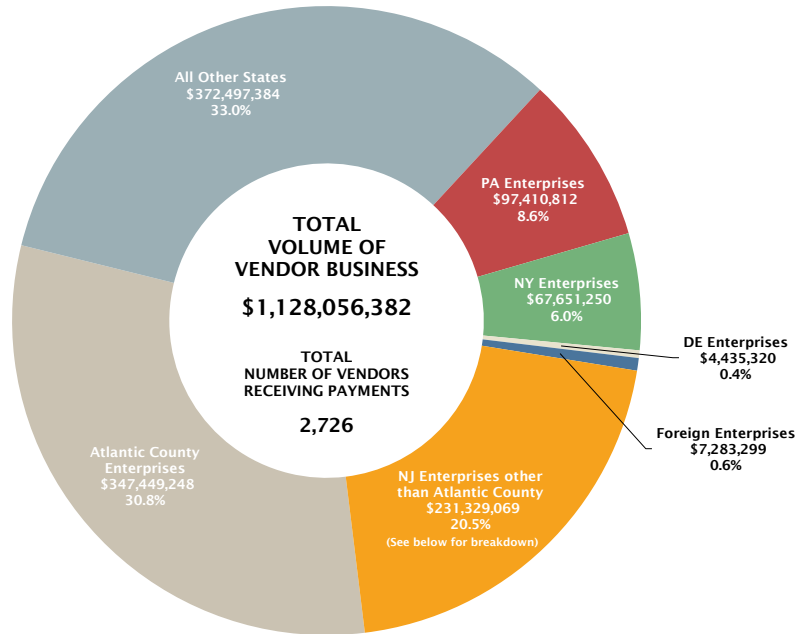
\$2 per occupied casino hotel room and \$1 per occupied non-casino hotel/motel room in Atlantic City. Proceeds are appropriated to a special fund held by the convention center operating authority exclusively for the purpose of promoting tourism, conventions, resorts, and casino gaming.

Source of data: State of New Jersey Department of the Treasury.

ATLANTIC CITY CASINO INDUSTRY TOTAL VOLUME OF VENDOR BUSINESS*

FOR THE YEAR ENDED DECEMBER 31, 2024

- Atlantic County Enterprises
- All Other States
- PA Enterprises
- NY Enterprises
- DE Enterprises
- Foreign Enterprises
- NJ Enterprises other than Atlantic County



*Volume of Business represents only those monies paid by casino licensees for goods and services including disbursements to subcontractors. This figure does not include such payments as governmental taxes, fines and fees, charitable contributions, guest losses, and court garnishments.

Numbers reflect the states in which offices serving hotel/casinos are located and may not be the states in which the enterprises are incorporated or have a home office.

Note: May not foot due to rounding.

Source of data: Vendor Statistics provided by the casinos to the DGE.

Number of N.J. Vendors Receiving Payments:

Atlantic	437
Bergen	37
Burlington	66
Camden	89
Cape May	18
Cumberland	33
Essex	16
Gloucester	42
Hudson	17
Hunterdon	†
Mercer	14
Middlesex	32
Monmouth	48
Morris	26
Ocean	32
Passaic	7
Salem	†
Somerset	10
Sussex	†
Union	18
Warren	†
New Jersey Total	948

† = fewer than 5 not reported

NEW JERSEY ENTERPRISES BY COUNTY - VENDOR VOLUME OF BUSINESS FOR THE YEAR ENDED DECEMBER 31, 2024



Source of data: Vendor Statistics provided by the casinos to the DGE.
Photo Credit: iStock.com/New Jersey Counties Map

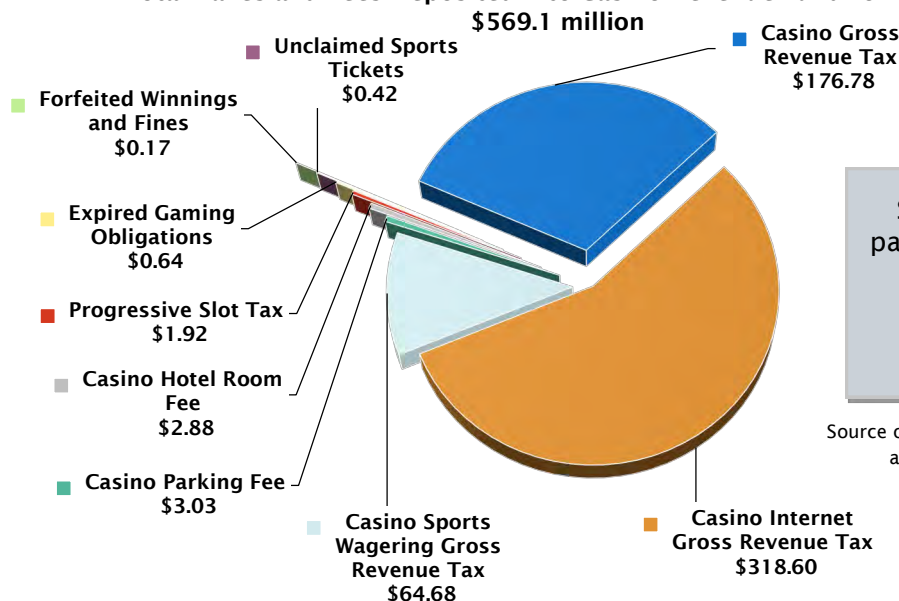
CASINO REVENUE FUND

Funding is generated through five casino related taxes and five casino related fees. New Jersey casinos pay the state the following taxes: 15% on Internet gross revenues (excluding sports wagering); 8% on casino gross revenues; 8.5% on sports wagering gross revenue; and 13% on Internet sports wagering gross revenue. Taxes from gross revenues are appropriated to the Casino Revenue Fund (CRF) for the benefit of New Jersey's aged and disabled citizens. Specific appropriations are detailed on the Casino Revenue Fund Advisory Commission's website. Gross gaming revenue is the amount won from gamblers after all payouts are made. For the purpose of calculating taxable gross revenue, casino licensees received an annual deduction, at a rate of 8%, for casino, Internet, and sports wagering promotional gaming credits redeemed by patrons in excess of \$90 million (based on statutory changes, the \$90 million threshold did not apply for the 24 month period beginning January 1, 2022).

The responsibility for administering these taxes and fees resides with the Division of Gaming Enforcement, Division of Taxation, and the Casino Control Commission.

- **Gross Revenue Tax** includes audit assessments, penalties, interest, and other adjustments.
- **Casino Parking Fee:** Casinos remit a fee of \$3.00 per day for each occupied casino parking space. In FY 24, \$0.50 of the parking fee revenue was allocated to the CRF and \$2.50 was allocated to the Casino Reinvestment Development Authority (CRDA) for statutorily restricted projects and the benefit of Atlantic City.
- **Casino Hotel Room Fee:** Casinos remit \$3.00 per day for each occupied hotel room. In FY 24, \$1.00 was allocated to the CRDA and \$2.00 was allocated to the CRF with a portion used to fund debt service on hotel expansion bonds.
- **Multi-Casino Progressive Slot Tax:** An 8% tax on casino service industry enterprise multi-casino progressive slot revenue.
- **Expired Gaming Obligations:** Casinos remit a percentage of each expired gaming obligation and a percentage of each unclaimed sports pool wager.
- **Forfeited Winnings:** Winnings of underage gamblers or excluded persons are subject to forfeiture. Forfeitures under \$100,000 are split equally between CRF and compulsive gambling programs. For forfeitures over \$100,000, compulsive gambling programs receive \$50,000 and the balance is allocated to the CRF.
- **Fines:** The first \$600,000 in penalties collected each fiscal year is paid to the General Fund for compulsive gambling programs and any remainder is allocated to the CRF.
- **Unclaimed Sports Wagering Tickets:** Effective June 14, 2019, for wagers placed with a sports pool operated by or on behalf of a casino, 50% of unclaimed sports wagering tickets go to the Casino Revenue Fund.

Total Taxes and Fees Deposited Into Casino Revenue Fund for FY 2024:



Since 1978 casinos have paid in taxes and fees to the Casino Revenue Fund

More than \$12.7 billion

Source of data: DGE Casino Revenue Fund Taxes and Fees Source Report (as of 06/30/25).

INDEPENDENT AUDITOR'S REPORT

Available at:

[https://www.nj.gov/treasury/omb/publications/24fr/
NJFRFY2024Complete.pdf](https://www.nj.gov/treasury/omb/publications/24fr/NJFRFY2024Complete.pdf)

The State of New Jersey ANNUAL COMPREHENSIVE FINANCIAL REPORT

FOR THE FISCAL YEAR ENDED
JUNE 30, 2024



*Building the Next New Jersey:
Affordability, Opportunity,
and Innovation*

PHILIP D. MURPHY, GOVERNOR
TAHESHA, L. WAY, LT. GOVERNOR



VISION

Build on our reputation as a leader in gaming regulation in an environment of efficiency, and be a key partner and catalyst in promoting the general welfare, health, and prosperity of Atlantic City, the Greater Atlantic City Region, and the State of New Jersey.

MISSION

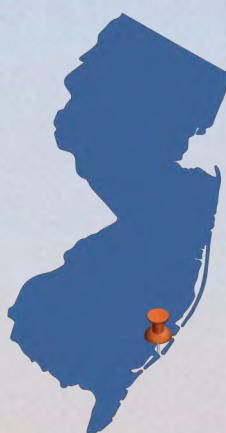
The Casino Control Commission promotes public confidence and trust in the credibility and integrity of the gaming industry as an independent licensing authority.

The Commission openly fosters partnerships and collaborates with all stakeholders while upholding objective and ethical standards with professionalism and integrity.

Phil Murphy
Governor



Tahesha Way, Esq.
Lt. Governor



**Tennessee Avenue
& Boardwalk
Atlantic City, NJ 08401
609-441-3422
www.njccc.gov**

**New Jersey
Casino Control
Commission**

James T. Plousis
Chairman

Alisa Beth Cooper
Vice Chair

Joyce Mollineaux
Commissioner

If you or anyone you know has a gambling problem, call

1-800-GAMBLER

24/7 confidential help line