

**OFFENDERS IN NEW JERSEY CORRECTIONAL INSTITUTIONS
ON JANUARY 3, 2017, BY BASE OFFENSE**

In these tabulations, the base offense is the most serious offense at the time of admission. These figures reflect base or controlling offenses at admission only and do not include any offenses in addition to the base offense in the case of multiple sentences at admission. Additional sentences imposed following initial admission to the state correctional system are not included in these data.

- Violent offenses include homicide, sexual assault, aggravated and simple assault, robbery, kidnapping, other sex offenses and other person offenses (i.e. terroristic threats, coercion, larceny from a person, death by auto and negligent manslaughter).
- Property offenses include burglary, arson, theft, forgery, embezzlement, and receiving / possessing stolen property.
- Public policy offenses include racketeering, gambling, corruption, perjury, escape, bail jumping, juvenile and family related offenses, and conspiracy.
- Weapons offenses include weapon possession and operation.
- Drug violations include distribution, manufacture, possession, and use of drugs. Virtually all drug offenses are for sale and distribution rather than for mere possession.

OFFENDERS IN CORRECTIONAL INSTITUTIONS BY BASE OFFENSE

Base Offense	Total		Male Offenders in Other Facilities		Youth Complex		ADTC		Edna Mahan		*Halfway Houses, County Jails, Reentry, St. Francis	
	#	%	#	%	#	%	#	%	#	%	#	%
TOTAL OFFENDERS	19,619	100%	12,835	100%	2,745	100%	491	100%	646	100%	2,902	100%
Violent Offenses	11,923	61%	8,636	67%	1,619	59%	490	100%	394	61%	784	27%
Property Offenses	1,655	8%	1,036	8%	190	7%	0	0%	101	16%	328	11%
Public Policy	626	3%	395	3%	79	3%	0	0%	20	3%	132	5%
Weapons	2,378	12%	1,091	9%	568	21%	0	0%	22	3%	697	24%
Drugs	2,950	15%	1,660	13%	289	11%	0	0%	89	14%	912	31%
Not Coded	87	0%	17	0%	0	0%	1	0%	20	3%	49	2%

- Inmates with violent offenses comprise 67% of Male Offenders in Other Facilities, 59% of the Youth Complex, 100% of ADTC, 61% of Edna Mahan, and 27% of Halfway Houses, County Jails, Reentry, and St. Francis.
- * Halfway Houses, Reentry, County Jails, and Central Medical Unit (Saint Francis Hospital).

Prison Complex Offenders By Base Offense

Institution	Total	Violent Offenses	Homicide	Sexual Assault	Assault	Robbery	Kidnap	Other Sex	Other Person	Property	Public Policy	Weapons	Drugs	Not Coded
Bayside Main	1,143 100%	628 55%	171 15%	25 2%	130 11%	271 24%	5 0%	20 2%	6 1%	117 10%	50 4%	153 13%	195 17%	0 0%
Bayside Farm	512 100%	235 46%	50 10%	0 0%	61 12%	120 23%	2 0%	1 0%	1 0%	98 19%	18 4%	55 11%	106 21%	0 0%
Bayside Ancora	254 100%	93 37%	20 8%	0 0%	17 7%	55 22%	0 0%	0 0%	1 0%	39 15%	9 4%	25 10%	88 35%	0 0%
Bayside Total	1,909 100%	956 50%	241 13%	25 1%	208 11%	446 23%	7 0%	21 1%	8 0%	254 13%	77 4%	233 12%	389 20%	0 0%
CRAF Jones Farm	149 100%	8 5%	4 3%	0 0%	2 1%	1 1%	0 0%	1 1%	0 0%	64 43%	8 5%	0 0%	69 46%	0 0%
CRAF Reception	578 100%	303 52%	16 3%	48 8%	51 9%	92 16%	3 1%	89 15%	4 1%	86 15%	23 4%	58 10%	103 18%	5 1%
CRAF Total	727 100%	311 43%	20 3%	48 7%	53 7%	93 13%	3 0%	90 12%	4 1%	150 21%	31 4%	58 8%	172 24%	5 1%
East Jersey Main	1,173 100%	1,096 93%	663 57%	79 7%	48 4%	249 21%	48 4%	8 1%	1 0%	14 1%	10 1%	24 2%	29 2%	0 0%
East Jersey Camp	30 100%	23 77%	2 7%	0 0%	0 0%	21 70%	0 0%	0 0%	0 0%	1 3%	2 7%	2 7%	2 7%	0 0%
East Jersey Total	1,203 100%	1,119 93%	665 55%	79 7%	48 4%	270 22%	48 4%	8 1%	1 0%	15 1%	12 1%	26 2%	31 3%	0 0%

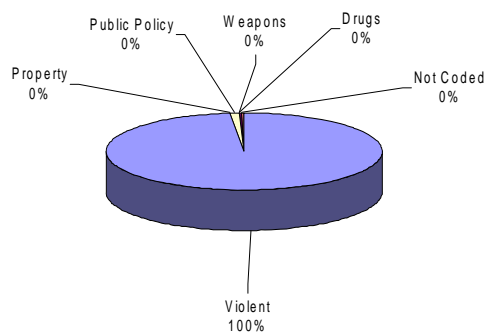
Prison Complex Offenders By Base Offense

Institution	Total	Violent Offenses	Homicide	Sexual Assault	Assault	Robbery	Kidnap	Other Sex	Other Person	Property	Public Policy	Weapons	Drugs	Not Coded
NJ State Prison	1,587 100%	1,443 91%	991 62%	81 5%	46 3%	259 16%	48 3%	11 1%	7 0%	31 2%	18 1%	33 2%	51 3%	11 1%
Northern Main	2,037 100%	1,404 69%	518 25%	116 6%	177 9%	507 25%	35 2%	44 2%	7 0%	142 7%	69 3%	166 8%	256 13%	0 0%
Northern Ad. Seg. Male	341 100%	180 53%	32 9%	5 1%	39 11%	91 27%	2 1%	10 3%	1 0%	46 13%	12 4%	41 12%	62 18%	0 0%
Northern Total	2,378 100%	1,584 67%	550 23%	121 5%	216 9%	598 25%	37 2%	54 2%	8 0%	188 8%	81 3%	207 9%	318 13%	0 0%
Southern	1,689 100%	752 45%	93 6%	92 5%	161 10%	241 14%	8 0%	152 9%	5 0%	235 14%	71 4%	239 14%	392 23%	0 0%
South Woods	3,342 100%	2,471 74%	747 22%	408 12%	323 10%	719 22%	64 2%	202 6%	8 0%	163 5%	105 3%	295 9%	307 9%	1 0%
Subtotal Male Offenders in Other Facilities	12,835 100%	8,636 67%	3,307 26%	854 7%	1,055 8%	2,626 20%	215 2%	538 4%	41 0%	1,036 8%	395 3%	1091 9%	1,660 13%	17 0%

Prison Complex Offenders By Base Offense

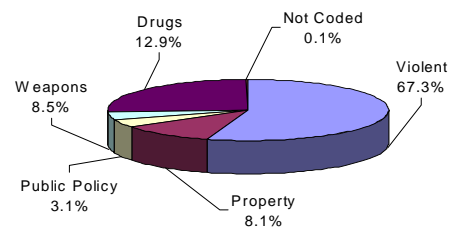
Institution	Total	Violent Offenses	Homicide	Sexual Assault	Assault	Robbery	Kidnap	Other Sex	Other Person	Property	Public Policy	Weapons	Drugs	Not Coded
ADTC	491	490	2	428	0	4	11	42	3	0	0	0	0	1
	100%	100%	0%	87%	0%	1%	2%	9%	1%	0%	0%	0%	0%	0%
Subtotal	13,326	9,126	3,309	1,282	1,055	2,630	226	580	44	1,036	395	1091	1,660	18
	100%	68%	25%	10%	8%	20%	2%	4%	0%	8%	3%	8%	12%	0%
Mahan - Female Prison	646	394	186	11	63	110	10	11	3	101	20	22	89	20
	100%	61%	29%	2%	10%	17%	2%	2%	0%	16%	3%	3%	14%	3%
Total Prison Complex	13,972	9,520	3,495	1,293	1,118	2,740	236	591	47	1,137	415	1113	1,749	38
	100%	68%	25%	9%	8%	20%	2%	4%	0%	8%	3%	8%	13%	0%

ADTC



Virtually all offenders at ADTC were committed for violent offenses.

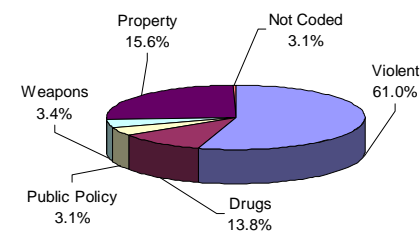
MALE OFFENDERS IN OTHER FACILITIES



Sixty-seven percent (67.3%) of Male Offenders in Other Facilities were convicted of a violent offense.

Twelve percent (12.9%) of all Male Offenders in Other Facilities were convicted of drug offenses.

FEMALE OFFENDERS



Violent offenses were the most frequent commitment-offenses at Edna Mahan (61.0%).

Thirteen percent (13.8%) of female inmates were committed for drug offenses.

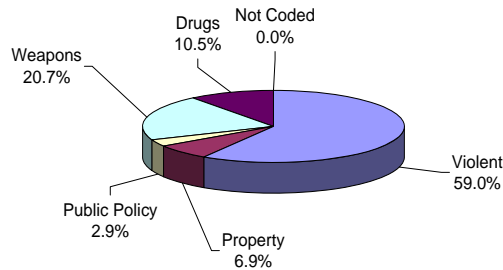
Youth Complex Offenders By Base Offense

Institution	Total	Violent Offenses	Homicide	Sexual Assault	Assault	Robbery	Kidnap	Other Sex	Other Person	Property	Public Policy	Weapons	Drugs	Not Coded
Garden State	1,417	907	134	57	197	476	10	30	3	71	34	282	123	0
	100%	64%	9%	4%	14%	34%	1%	2%	0%	5%	2%	20%	9%	0%
Mountainview	675	310	28	21	72	169	1	17	2	71	27	176	91	0
	100%	46%	4%	3%	11%	25%	0%	3%	0%	11%	4%	26%	13%	0%
Wagner Main	305	214	39	5	37	126	4	3	0	15	7	43	26	0
	100%	70%	13%	2%	12%	41%	1%	1%	0%	5%	2%	14%	9%	0%
Wagner Ad. Seg.	260	154	22	11	24	91	1	5	0	22	9	52	23	0
	100%	59%	8%	4%	9%	35%	0%	2%	0%	8%	3%	20%	9%	0%
Wagner Minimum Units	88	34	7	0	3	23	1	0	0	11	2	15	26	0
	100%	39%	8%	0%	3%	26%	1%	0%	0%	13%	2%	17%	30%	0%
Wagner Total	653	402	68	16	64	240	6	8	0	48	18	110	75	0
	100%	62%	10%	2%	10%	37%	1%	1%	0%	7%	3%	17%	11%	0%
Total Youth Complex	2,745	1,619	230	94	333	885	17	55	5	190	79	568	289	0
	100%	59%	8%	3%	12%	32%	1%	2%	0%	7%	3%	21%	11%	0%

Offenders In Halfway Houses, County Jails, Reentry, and St. Francis By Base Offense

Institution	Total	Violent Offenses	Homicide	Sexual Assault	Assault	Robbery	Kidnap	Other Sex	Other Person	Property	Public Policy	Weapons	Drugs	Not Coded
Central Medical Unit	3	3	1	0	2	0	0	0	0	0	0	0	0	0
	100%	100%	33%	0%	67%	0%	0%	0%	0%	0%	0%	0%	0%	0%
County Jail	70	8	0	1	3	1	0	2	1	8	0	1	5	48
	100%	11%	0%	1%	4%	1%	0%	3%	1%	11%	0%	1%	7%	69%
Reentry	147	82	12	0	22	47	0	1	0	13	8	25	19	0
	100%	56%	8%	0%	15%	32%	0%	1%	0%	9%	5%	17%	13%	0%
Halfway House	2,682	691	92	1	175	408	1	10	4	307	124	671	888	1
	100%	26%	3%	0%	7%	15%	0%	0%	0%	11%	5%	25%	33%	0%
Total Halfway Houses, County Jails, Reentry, St. Francis	2,902	784	105	2	202	456	1	13	5	328	132	697	912	49
	100%	27%	4%	0%	7%	16%	0%	0%	0%	11%	5%	24%	31%	2%

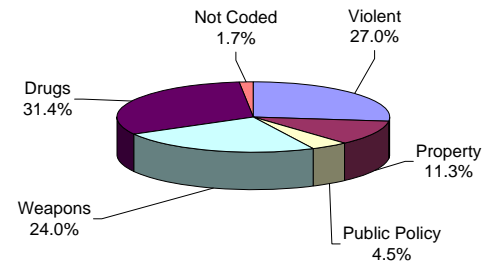
YOUTH COMPLEX



Fifty-nine percent (59.0%) of offenders housed in the youth complex were incarcerated for violent offenses.

Ten percent (10.5%) of offenders housed in the youth complex were incarcerated for drug offenses and 6.9% for property offenses.

HALFWAY HOUSES, COUNTY JAILS, REENTRY, ST. FRANCIS



Offenders housed in county jails, halfway houses, Reentry, and St. Francis are less serious offenders than the Male Offenders in Other Facilities (i.e. 27.0% violent offenders vs. 67.3% Male Offenders in Other Facilities with violent offenses).

Thirty-one percent (31.4%) of offenders housed in Halfway Houses, County Jails, Reentry, and St. Francis were committed for drug offenses.