

**OFFENDERS IN NEW JERSEY CORRECTIONAL INSTITUTIONS
ON JANUARY 2, 2018, BY TOTAL TERM AT ADMISSION**

Total term at admission is the total maximum term imposed for each offender at the time of commitment from the community or from parole. This includes the aggregate term for those admitted with multiple sentences. Additional sentences received following initial admission are not reflected or included in the data.

OFFENDERS IN NEW JERSEY CORRECTIONAL INSTITUTIONS BY TOTAL TERM AT ADMISSION

Total Term	Total		Male Offenders in Other Facilities		Youth Complex		ADTC		Edna Mahan		Halfway Houses, County Jails, Reentry, St. Francis	
	#	%	#	%	#	%	#	%	#	%	#	%
TOTAL OFFENDERS	19,453	100%	12,950	100%	2,558	100%	469	100%	599	100%	2,877	100%
1-2 Years	890	5%	676	5%	86	3%	0	0%	31	5%	97	3%
3 Years	2,124	11%	1,218	9%	377	15%	14	3%	107	18%	408	14%
4 Years	1,502	8%	848	7%	249	10%	17	4%	51	9%	337	12%
5 Years	3,709	19%	1,975	15%	746	29%	44	9%	98	16%	846	29%
6 Years	971	5%	527	4%	172	7%	29	6%	21	4%	222	8%
7 Years	1,222	6%	677	5%	243	9%	41	9%	30	5%	231	8%
8-9 Years	1,171	6%	696	5%	173	7%	61	13%	29	5%	212	7%
10 Years	1,194	6%	737	6%	187	7%	64	14%	27	5%	179	6%
11-14 Years	1,127	6%	798	6%	113	4%	59	13%	36	6%	121	4%
15 Years	581	3%	431	3%	56	2%	32	7%	15	3%	47	2%
16-20 Years	1,169	6%	951	7%	76	3%	51	11%	41	7%	50	2%
21+ Years	2,287	12%	2,060	16%	49	2%	54	12%	78	13%	46	2%
Life With Parole	1,099	6%	1,073	8%	0	0%	3	1%	23	4%	0	0%
Life Without Parole	81	0%	81	1%	0	0%	0	0%	0	0%	0	0%
Not Coded	326	2%	202	2%	31	1%	0	0%	12	2%	81	3%

Among New Jersey Adult Correctional Offenders:

- The median term for adult offenders is 6 years.
- Forty-three percent (43%) are serving terms of 1-5 years.
- Seventeen percent (17%) are serving terms of 6-9 years.
- Thirty-nine percent (39%) are serving terms of 10 years or more, which includes 1,099 offenders serving life and 81 serving life without parole sentences.
- Two percent (2%) were not coded.

Prison Complex Offenders By Total Term At Admission

Institution	Total	1-2 Years	3 Years	4 Years	5 Years	6 Years	7 Years	8-9 Years	10 Years	11-14 Years	15 Years	16-20 Years	20+ Years	Life With Parole	Life Without Parole	Not Coded
Bayside Main	1,036 100%	37 4%	115 11%	82 8%	224 22%	62 6%	61 6%	88 8%	85 8%	79 8%	42 4%	60 6%	59 6%	25 2%	0 0%	17 2%
Bayside Farm	454 100%	22 5%	65 14%	48 11%	101 22%	21 5%	29 6%	28 6%	30 7%	42 9%	17 4%	26 6%	14 3%	0 0%	0 0%	11 2%
Bayside Total	1,490 100%	59 4%	180 12%	130 9%	325 22%	83 6%	90 6%	116 8%	115 8%	121 8%	59 4%	86 6%	73 5%	25 2%	0 0%	28 2%
CRAF Jones Farm	146 100%	23 16%	48 33%	35 24%	17 12%	4 3%	3 2%	0 0%	1 1%	0 0%	0 0%	0 0%	0 0%	0 0%	0 0%	15 10%
CRAF Reception	480 100%	137 29%	78 16%	42 9%	88 18%	19 4%	22 5%	19 4%	12 3%	12 3%	3 1%	6 1%	3 1%	1 0%	0 0%	38 8%
CRAF Total	626 100%	160 26%	126 20%	77 12%	105 17%	23 4%	25 4%	19 3%	13 2%	12 2%	3 0%	6 1%	3 0%	1 0%	0 0%	53 8%
East Jersey Main	1,174 100%	0 0%	6 1%	7 1%	15 1%	6 1%	8 1%	10 1%	22 2%	73 6%	62 5%	169 14%	563 48%	229 20%	3 0%	1 0%
East Jersey Camp	45 100%	3 7%	7 16%	1 2%	5 11%	2 4%	0 0%	0 0%	6 13%	13 29%	2 4%	3 7%	2 4%	0 0%	0 0%	1 2%
East Jersey Total	1,219 100%	3 0%	13 1%	8 1%	20 2%	8 1%	8 1%	10 1%	28 2%	86 7%	64 5%	172 14%	565 46%	229 19%	3 0%	2 0%

Prison Complex Offenders By Total Term At Admission

Institution	Total	1-2 Years	3 Years	4 Years	5 Years	6 Years	7 Years	8-9 Years	10 Years	11-14 Years	15 Years	16-20 Years	20+ Years	Life With Parole	Life Without Parole	Not Coded
Midstate	676 100%	32 5%	76 11%	72 11%	167 25%	44 7%	50 7%	66 10%	45 7%	36 5%	17 3%	29 4%	25 4%	7 1%	0 0%	10 1%
NJ State Prison	1,494 100%	23 2%	43 3%	26 2%	44 3%	17 1%	19 1%	11 1%	22 1%	34 2%	10 1%	48 3%	625 42%	489 33%	76 5%	7 0%
Northern Main	1,971 100%	84 4%	177 9%	120 6%	258 13%	78 4%	88 4%	99 5%	148 8%	150 8%	81 4%	223 11%	293 15%	151 8%	0 0%	21 1%
Northern Ad Seg Male	443 100%	21 5%	48 11%	52 12%	102 23%	22 5%	29 7%	26 6%	23 5%	24 5%	19 4%	20 5%	39 9%	10 2%	0 0%	8 2%
Northern Total	2,414 100%	105 4%	225 9%	172 7%	360 15%	100 4%	117 5%	125 5%	171 7%	174 7%	100 4%	243 10%	332 14%	161 7%	0 0%	29 1%
Southern	1,693 100%	133 8%	310 18%	207 12%	466 28%	111 7%	129 8%	98 6%	77 5%	53 3%	17 1%	32 2%	18 1%	2 0%	0 0%	40 2%
South Woods	3,338 100%	161 5%	245 7%	156 5%	488 15%	141 4%	239 7%	251 8%	266 8%	282 8%	161 5%	335 10%	419 13%	159 5%	2 0%	33 1%
Subtotal Male Offenders in Other Facilities	12,950 100%	676 5%	1,218 9%	848 7%	1,975 15%	527 4%	677 5%	696 5%	737 6%	798 6%	431 3%	951 7%	2,060 16%	1,073 8%	81 1%	202 2%

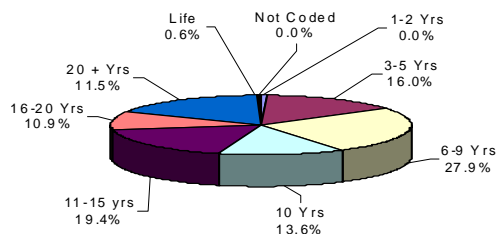
Prison Complex Offenders By Total Term At Admission

Institution	Total	1-2 Years	3 Years	4 Years	5 Years	6 Years	7 Years	8-9 Years	10 Years	11-14 Years	15 Years	16-20 Years	20+ Years	Life With Parole	Life Without Parole	Not Coded
ADTC	469 100%	0 0%	14 3%	17 4%	44 9%	29 6%	41 9%	61 13%	64 14%	59 13%	32 7%	51 11%	54 12%	3 1%	0 0%	0 0%
SUBTOTAL	13,419 100%	676 5%	1,232 9%	865 6%	2,019 15%	556 4%	718 5%	757 6%	801 6%	857 6%	463 3%	1,002 7%	2,114 16%	1,076 8%	81 1%	202 2%
Mahan - Female Prison	599 100%	31 5%	107 18%	51 9%	98 16%	21 4%	30 5%	29 5%	27 5%	36 6%	15 3%	41 7%	78 13%	23 4%	0 0%	12 2%
Total Prison Complex	14,018 100%	707 5%	1,339 10%	916 7%	2,117 15%	577 4%	748 5%	786 6%	828 6%	893 6%	478 3%	1,043 7%	2,192 16%	1,099 8%	81 1%	214 2%

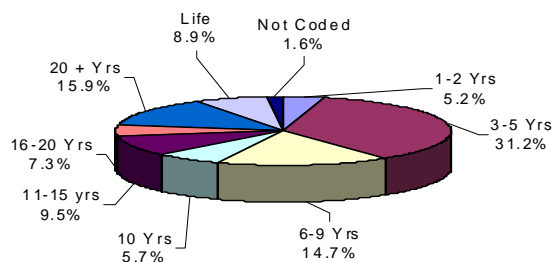
ADTC

MALE OFFENDERS IN OTHER FACILITIES

FEMALE OFFENDERS



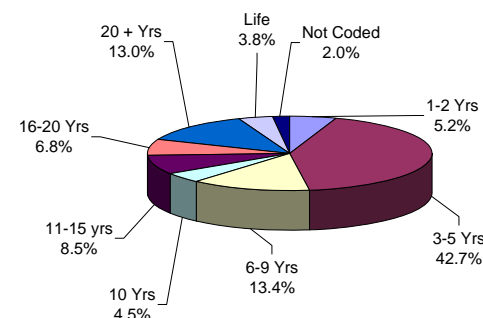
The median term at ADTC is 10 years.



The median term for Male Offenders in Other Facilities is 7 years.

Thirty-two percent (32.1%) of all Male Offenders in Other Facilities are serving sentences of 16 years or more.

Eighty-three percent (83%) of all offenders at New Jersey State Prison are serving sentences of 16 years or more, with 489 Life With Parole and 76 Life Without Parole.



The median term at Edna Mahan is 5 years.

Forty-seven percent (47.9%) of the female offenders at Edna Mahan Correctional Facility for Women are serving sentences of 5 years or less.

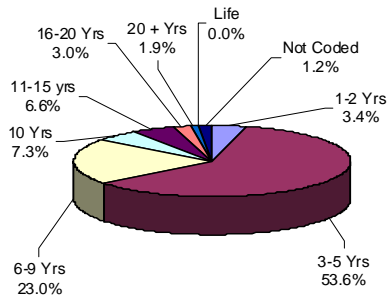
Youth Complex Offenders By Total Term At Admission

Institution	Total	1-2 Years	3 Years	4 Years	5 Years	6 Years	7 Years	8-9 Years	10 Years	11-14 Years	15 Years	16-20 Years	20+ Years	Life With Parole	Life Without Parole	Not Coded
Garden State	1,254	31	155	94	368	79	123	88	116	79	30	50	30	0	0	11
	100%	2%	12%	7%	29%	6%	10%	7%	9%	6%	2%	4%	2%	0%	0%	1%
Mountainview	649	37	138	96	208	47	50	29	24	7	0	0	0	0	0	13
	100%	6%	21%	15%	32%	7%	8%	4%	4%	1%	0%	0%	0%	0%	0%	2%
Wagner Main	302	8	32	28	79	19	36	23	27	14	12	13	9	0	0	2
	100%	3%	11%	9%	26%	6%	12%	8%	9%	5%	4%	4%	3%	0%	0%	1%
Wagner Ad Seg	255	8	41	24	67	17	24	19	12	10	10	11	10	0	0	2
	100%	3%	16%	9%	26%	7%	9%	7%	5%	4%	4%	4%	4%	0%	0%	1%
Wagner Minimum Units	98	2	11	7	24	10	10	14	8	3	4	2	0	0	0	3
	100%	2%	11%	7%	24%	10%	10%	14%	8%	3%	4%	2%	0%	0%	0%	3%
Wagner Total	655	18	84	59	170	46	70	56	47	27	26	26	19	0	0	7
	100%	3%	13%	9%	26%	7%	11%	9%	7%	4%	4%	4%	3%	0%	0%	1%
Total Youth Complex	2,558	86	377	249	746	172	243	173	187	113	56	76	49	0	0	31
	100%	3%	15%	10%	29%	7%	9%	7%	7%	4%	2%	3%	2%	0%	0%	1%

Offenders In Halfway Houses, County Jails, Reentry, and St. Francis By Total Term At Admission

Institution	Total	1-2 Years	3 Years	4 Years	5 Years	6 Years	7 Years	8-9 Years	10 Years	11-14 Years	15 Years	16-20 Years	20+ Years	Life	Capital	Not Coded
Central Medical Unit	6	2	2	0	0	0	0	0	0	0	0	0	2	0	0	0
	100%	33%	33%	0%	0%	0%	0%	0%	0%	0%	0%	0%	33%	0%	0%	0%
County Jail	86	6	2	4	1	1	1	0	2	0	0	0	1	0	0	68
	100%	7%	2%	5%	1%	1%	1%	0%	2%	0%	0%	0%	1%	0%	0%	79%
Reentry	126	3	21	17	33	9	9	12	8	6	2	4	2	0	0	0
	100%	2%	17%	13%	26%	7%	7%	10%	6%	5%	2%	3%	2%	0%	0%	0%
Halfway House	2,659	86	383	316	812	212	221	200	169	115	45	46	41	0	0	13
	100%	3%	14%	12%	31%	8%	8%	8%	6%	4%	2%	2%	2%	0%	0%	0%
Total Halfway Houses, County Jails, Reentry, St. Francis	2,877	97	408	337	846	222	231	212	179	121	47	50	46	0	0	81
	100%	3%	14%	12%	29%	8%	8%	7%	6%	4%	2%	2%	2%	0%	0%	3%

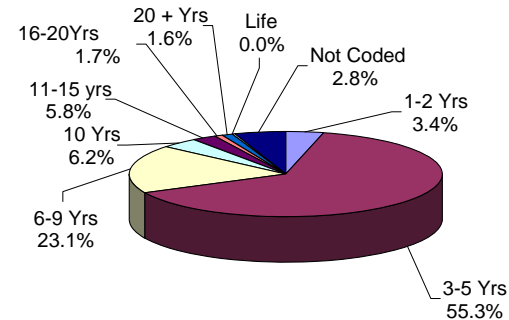
YOUTH COMPLEX



The median youth complex term is 5 years.

No youth complex offenders are currently serving life sentences.

HALFWAY HOUSES, COUNTY JAILS, REENTRY, ST. FRANCIS



The median term for offenders housed in Halfway Houses, County Jails, Reentry, and St. Francis is 5 years.

Fifty-eight percent (58.7%) of offenders housed in Halfway Houses, County Jails, Reentry, and St. Francis are serving terms of 5 years or less.