

**OFFENDERS IN NEW JERSEY CORRECTIONAL INSTITUTIONS
ON JANUARY 1, 2020, BY AGE**

The age of the offender is the chronological age as of January 1, 2020.

OFFENDERS IN CORRECTIONAL INSTITUTIONS BY AGE

Age	Total		Male Offenders in Other Facilities		Youth Complex		ADTC		Edna Mahan		Halfway Houses, County Jails, Reentry, St. Francis	
	#	%	#	%	#	%	#	%	#	%	#	%
TOTAL OFFENDERS	18,477	100%	12,773	100%	2,186	100%	471	100%	555	100%	2,492	100%
< 17 Years	0	0%	0	0%	0	0%	0	0%	0	0%	0	0%
17 Years	0	0%	0	0%	0	0%	0	0%	0	0%	0	0%
18-20 Years	290	2%	18	0%	233	11%	4	1%	6	1%	29	1%
21-22 Years	794	4%	82	1%	596	27%	5	1%	21	4%	90	4%
23-24 Years	1,058	6%	241	2%	631	29%	17	4%	25	5%	144	6%
25-27 Years	1,988	11%	996	8%	614	28%	32	7%	63	11%	283	11%
28-30 Years	2,068	11%	1,560	12%	99	5%	28	6%	79	14%	302	12%
31-33 Years	1,871	10%	1,508	12%	7	0%	34	7%	58	10%	264	11%
34-36 Years	1,692	9%	1,375	11%	1	0%	35	7%	42	8%	239	10%
37-39 Years	1,520	8%	1,219	10%	0	0%	27	6%	43	8%	231	9%
40-44 Years	2,134	12%	1,671	13%	1	0%	59	13%	79	14%	324	13%
45-49 Years	1,707	9%	1,366	11%	4	0%	59	13%	47	8%	231	9%
50-54 Years	1,339	7%	1,086	9%	0	0%	59	13%	37	7%	157	6%
55-59 Years	960	5%	800	6%	0	0%	41	9%	34	6%	85	3%
60-64 Years	515	3%	441	3%	0	0%	26	6%	10	2%	38	2%
65+ Years	480	3%	410	3%	0	0%	45	10%	11	2%	14	1%
Not Coded	61	0%	0	0%	0	0%	0	0%	0	0%	61	2%

- The median age for all inmates is 35 years.
- Two percent (2%) of all offenders are 20 years of age or younger.
- Thirty-two percent (32%) of all offenders are between the ages of 21-30.
- Twenty-seven percent (27%) of all offenders are 31 to 39 years of age.
- Thirty-nine percent (39%) of all offenders are 40 years of age and older.

Prison Complex Offenders By Age

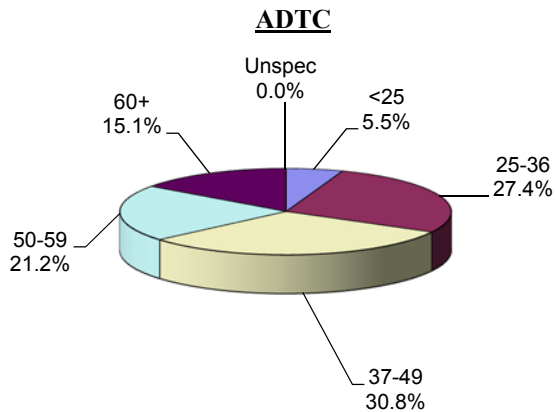
Institution	Total	< 17 Years	17 Years	18-20 Years	21-22 Years	23-24 Years	25-27 Years	28-30 Years	31-33 Years	34-36 Years	37-39 Years	40-44 Years	45-49 Years	50-54 Years	55-59 Years	60-64 Years	65+ Years	Not Coded
Bayside Main	1,021 100%	0 0%	0 0%	0 0%	6 1%	20 2%	134 13%	168 16%	149 15%	126 12%	110 11%	102 10%	88 9%	58 6%	28 3%	24 2%	8 1%	0 0%
Bayside Farm	402 100%	0 0%	0 0%	0 0%	1 0%	1 0%	13 3%	54 13%	48 12%	43 11%	41 10%	60 15%	59 15%	37 9%	34 8%	9 2%	2 0%	0 0%
Bayside Total	1,423 100%	0 0%	0 0%	0 0%	7 0%	21 1%	147 10%	222 16%	197 14%	169 12%	151 11%	162 11%	147 10%	95 7%	62 4%	33 2%	10 1%	0 0%
CRAF Jones Farm	131 100%	0 0%	0 0%	0 0%	0 0%	0 0%	1 1%	16 12%	20 15%	14 11%	15 11%	21 16%	20 15%	13 10%	7 5%	3 2%	1 1%	0 0%
CRAF Reception	556 100%	0 0%	0 0%	14 3%	15 3%	19 3%	62 11%	70 13%	60 11%	56 10%	58 10%	61 11%	58 10%	50 9%	18 3%	11 2%	4 1%	0 0%
CRAF Total	687 100%	0 0%	0 0%	14 2%	15 2%	19 3%	63 9%	86 13%	80 12%	70 10%	73 11%	82 12%	78 11%	63 9%	25 4%	14 2%	5 1%	0 0%
East Jersey Main	1,179 100%	0 0%	0 0%	0 0%	1 0%	5 0%	24 2%	60 5%	92 8%	115 10%	115 10%	187 16%	178 15%	143 12%	132 11%	75 6%	52 4%	0 0%
East Jersey Camp	48 100%	0 0%	0 0%	0 0%	0 0%	0 0%	1 2%	6 13%	4 8%	4 8%	7 15%	10 21%	9 19%	3 6%	2 4%	1 2%	1 2%	0 0%
East Jersey Total	1,227 100%	0 0%	0 0%	0 0%	1 0%	5 0%	25 2%	66 5%	96 8%	119 10%	122 10%	197 16%	187 15%	146 12%	134 11%	76 6%	53 4%	0 0%

Prison Complex Offenders By Age

Institution	Total	< 17 Years	17 Years	18-20 Years	21-22 Years	23-24 Years	25-27 Years	28-30 Years	31-33 Years	34-36 Years	37-39 Years	40-44 Years	45-49 Years	50-54 Years	55-59 Years	60-64 Years	65+ Years	Not Coded
Midstate	656 100%	0 0%	0 0%	1 0%	11 2%	44 7%	69 11%	70 11%	77 12%	69 11%	63 10%	90 14%	69 11%	42 6%	35 5%	11 2%	5 1%	0 0%
NJ State Prison	1,397 100%	0 0%	0 0%	1 0%	13 1%	31 2%	76 5%	106 8%	130 9%	129 9%	107 8%	212 15%	168 12%	151 11%	111 8%	68 5%	94 7%	0 0%
Northern Main	2,142 100%	0 0%	0 0%	1 0%	10 0%	36 2%	158 7%	290 14%	262 12%	228 11%	208 10%	289 13%	222 10%	170 8%	122 6%	75 4%	71 3%	0 0%
Northern Ad Seg Male	248 100%	0 0%	0 0%	0 0%	6 2%	10 4%	30 12%	41 17%	37 15%	38 15%	24 10%	23 9%	18 7%	14 6%	4 2%	1 0%	2 1%	0 0%
Northern Total	2,390 100%	0 0%	0 0%	1 0%	16 1%	46 2%	188 8%	331 14%	299 13%	266 11%	232 10%	312 13%	240 10%	184 8%	126 5%	76 3%	73 3%	0 0%
Southern	1,650 100%	0 0%	0 0%	0 0%	2 0%	6 0%	129 8%	267 16%	242 15%	203 12%	161 10%	230 14%	161 10%	128 8%	68 4%	37 2%	16 1%	0 0%
South Woods	3,343 100%	0 0%	0 0%	1 0%	17 1%	69 2%	299 9%	412 12%	387 12%	350 10%	310 9%	386 12%	316 9%	277 8%	239 7%	126 4%	154 5%	0 0%
Subtotal Male Offenders in Other Facilities	12,773 100%	0 0%	0 0%	18 0%	82 1%	241 2%	996 8%	1,560 12%	1,508 12%	1,375 11%	1,219 10%	1,671 13%	1,366 11%	1,086 9%	800 6%	441 3%	410 3%	0 0%

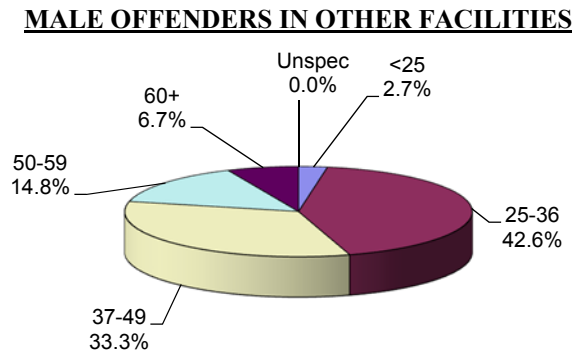
Prison Complex Offenders By Age

Institution	Total	< 17 Years	17 Years	18-20 Years	21-22 Years	23-24 Years	25-27 Years	28-30 Years	31-33 Years	34-36 Years	37-39 Years	40-44 Years	45-49 Years	50-54 Years	55-59 Years	60-64 Years	65+ Years	Not Coded
ADTC	471	0	0	4	5	17	32	28	34	35	27	59	59	59	41	26	45	0
	100%	0%	0%	1%	1%	4%	7%	6%	7%	7%	6%	13%	13%	13%	9%	6%	10%	0%
Subtotal	13,244	0	0	22	87	258	1,028	1,588	1,542	1,410	1,246	1,730	1,425	1,145	841	467	455	0
	100%	0%	0%	0%	1%	2%	8%	12%	12%	11%	9%	13%	11%	9%	6%	4%	3%	0%
Mahan - Female Prison	555	0	0	6	21	25	63	79	58	42	43	79	47	37	34	10	11	0
	100%	0%	0%	1%	4%	5%	11%	14%	10%	8%	8%	14%	8%	7%	6%	2%	2%	0%
Total Prison Complex	13,799	0	0	28	108	283	1,091	1,667	1,600	1,452	1,289	1,809	1,472	1,182	875	477	466	0
	100%	0%	0%	0%	1%	2%	8%	12%	12%	11%	9%	13%	11%	9%	6%	3%	3%	0%



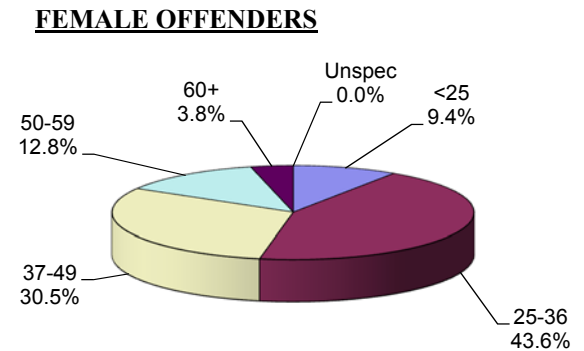
The median age at ADTC is 44 years.

Thirty-six percent (36.3%) of the ADTC offenders are 50 years of age or older. This may be compared with 21.5% of Male Offenders in Other Facilities and 16.6% of female (Edna Mahan) offenders.



The median age for Male Offenders in Other Facilities is 38 years.

Forty-two percent (42.6%) of Male Offenders in Other Facilities are age 25 to 36 (ADTC excluded).



The median age for female inmates (Edna Mahan) is 35 years.

Forty-three percent (43.6%) of the women at Edna Mahan are age 25 to 36.

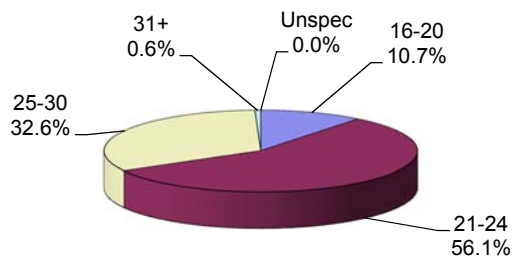
Youth Complex Offenders By Age

Institution	Total	< 17 Years	17 Years	18-20 Years	21-22 Years	23-24 Years	25-27 Years	28-30 Years	31-33 Years	34-36 Years	37-39 Years	40-44 Years	45-49 Years	50-54 Years	55-59 Years	60-64 Years	65+ Years	Not Coded
Garden State	1,574 100%	0 0%	0 0%	146 9%	411 26%	465 30%	455 29%	84 5%	7 0%	1 0%	0 0%	1 0%	4 0%	0 0%	0 0%	0 0%	0 0%	0 0%
Mountainview	612 100%	0 0%	0 0%	87 14%	185 30%	166 27%	159 26%	15 2%	0 0%	0 0%	0 0%	0 0%	0 0%	0 0%	0 0%	0 0%	0 0%	0 0%
Total Youth Complex	2,186 100%	0 0%	0 0%	233 11%	596 27%	631 29%	614 28%	99 5%	7 0%	1 0%	0 0%	1 0%	4 0%	0 0%	0 0%	0 0%	0 0%	0 0%

Offenders In Halfway Houses, County Jails, Reentry, and St. Francis By Age

Institution	Total	< 17 Years	17 Years	18-20 Years	21-22 Years	23-24 Years	25-27 Years	28-30 Years	31-33 Years	34-36 Years	37-39 Years	40-44 Years	45-49 Years	50-54 Years	55-59 Years	60-64 Years	65+ Years	Not Coded
Central Medical Unit	8 100%	0 0%	0 0%	0 0%	0 0%	0 0%	0 0%	0 0%	1 13%	0 0%	0 0%	1 13%	0 0%	5 63%	0 0%	0 0%	1 13%	0 0%
County Jail	100 100%	0 0%	0 0%	3 3%	3 3%	5 5%	3 3%	5 5%	7 7%	5 5%	4 4%	0 0%	2 2%	2 2%	0 0%	0 0%	0 0%	61 61%
Reentry	117 100%	0 0%	0 0%	0 0%	11 9%	21 18%	33 28%	12 10%	11 9%	6 5%	9 8%	7 6%	4 3%	1 1%	0 0%	2 2%	0 0%	0 0%
Halfway House	2,267 100%	0 0%	0 0%	26 1%	76 3%	118 5%	247 11%	285 13%	245 11%	228 10%	218 10%	316 14%	225 10%	149 7%	85 4%	36 2%	13 1%	0 0%
Total Halfway Houses, County Jails, Reentry, St. Francis	2,492 100%	0 0%	0 0%	29 1%	90 4%	144 6%	283 11%	302 12%	264 11%	239 10%	231 9%	324 13%	231 9%	157 6%	85 3%	38 2%	14 1%	61 2%

YOUTH COMPLEX

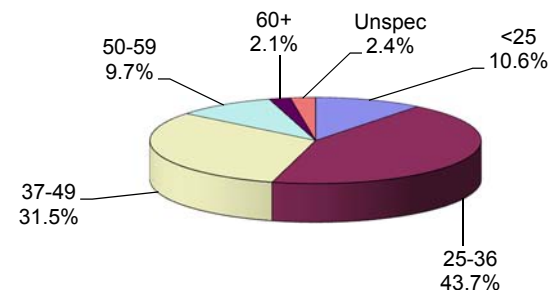


The median age for the youth complex is 23 years.

Eighty-eight percent (88.7%) of all youth complex inmates are between the ages of 21 and 30.

Sixty-six percent (66.8%) are less than 25 years of age.

HALFWAY HOUSES, COUNTY JAILS, ST. FRANCIS



The median age for offenders in Halfway Houses, County Jails, Reentry, and St. Francis is 35 years.

The median age for offenders housed in county jails is 32 years; while offenders in halfway houses have a median age of 35 years.