

**OFFENDERS IN NEW JERSEY CORRECTIONAL INSTITUTIONS  
ON JANUARY 4, 2022, BY MANDATORY MINIMUM TERM**

In New Jersey, since 1979, the courts have utilized mandatory minimum sentences. This means that an offender must serve the entire minimum sentence before being eligible for parole consideration. Mandatory minimum terms are not reduced by earned credits (commutation, minimum security, or work).

**OFFENDERS IN CORRECTIONAL INSTITUTIONS BY MANDATORY MINIMUM TERM**

Mandatory Minimum Term	Total		Male Offenders in Other Facilities		Youth Offenders		ADTC		Edna Mahan		Halfway Houses, County Jails, St. Francis	
	#	%	#	%	#	%	#	%	#	%	#	%
TOTAL OFFENDERS	9,621	100%	7,388	100%	841	100%	347	100%	303	100%	742	100%
<18 Months	353	4%	159	2%	117	14%	0	0%	9	3%	68	9%
18 Months	72	1%	48	1%	14	2%	0	0%	0	0%	10	1%
2 Years	130	1%	88	1%	11	1%	2	1%	4	1%	25	3%
3 Years	361	4%	225	3%	33	4%	8	2%	16	5%	79	11%
4 Years	1,047	11%	638	9%	168	20%	2	1%	18	6%	221	30%
5 Years	953	10%	629	9%	126	15%	30	9%	39	13%	129	17%
6-9 Years	1,976	21%	1,425	19%	232	28%	125	36%	69	23%	125	17%
10 Years	122	1%	97	1%	10	1%	5	1%	5	2%	5	1%
11-14 Years	1,009	10%	800	11%	76	9%	68	20%	33	11%	32	4%
15 Years	172	2%	120	2%	12	1%	29	8%	4	1%	7	1%
16-19 Years	801	8%	690	9%	19	2%	38	11%	29	10%	25	3%
20-24 Years	515	5%	449	6%	17	2%	21	6%	18	6%	10	1%
25-29 Years	342	4%	319	4%	1	0%	14	4%	7	2%	1	0%
30 Years	649	7%	621	8%	1	0%	1	0%	22	7%	4	1%
30+ Years	1,119	12%	1080	15%	4	0%	4	1%	30	10%	1	0%

- Seventy-seven percent (77%) of all adult offenders have mandatory minimum terms (9,621 out of 12,492).
- The median mandatory minimum term is 8.4 years.
- Thirty-eight percent (38%) of those with mandatory minimum terms have mandatory minimum terms of 15 years or more.

### Prison Complex Offenders By Mandatory Minimum Term

Institution	Total	< 18 Months	18 Months	2 Years	3 Years	4 Years	5 Years	6-9 Years	10 Years	11-14 Years	15 Years	16-19 Years	20-24 Years	25-29 Years	30 Years	30+ Years
<b>Bayside Main</b>	642 100%	38 6%	10 2%	11 2%	30 5%	87 14%	82 13%	146 23%	11 2%	84 13%	7 1%	69 11%	21 3%	13 2%	22 3%	11 2%
<b>Bayside Farm</b>	193 100%	15 8%	5 3%	8 4%	11 6%	14 7%	19 10%	50 26%	2 1%	25 13%	8 4%	20 10%	6 3%	3 2%	7 4%	0 0%
<b>Bayside Total</b>	835 100%	53 6%	15 2%	19 2%	41 5%	101 12%	101 12%	196 23%	13 2%	109 13%	15 2%	89 11%	27 3%	16 2%	29 3%	11 1%
<b>East Jersey Main</b>	1,129 100%	3 0%	2 0%	5 0%	6 1%	24 2%	21 2%	59 5%	6 1%	101 9%	22 2%	172 15%	151 13%	119 11%	252 22%	186 16%
<b>East Jersey Camp</b>	36 100%	0 0%	0 0%	0 0%	1 3%	1 3%	4 11%	8 22%	3 8%	6 17%	2 6%	5 14%	4 11%	2 6%	0 0%	0 0%
<b>East Jersey Total</b>	1,165 100%	3 0%	2 0%	5 0%	7 1%	25 2%	25 2%	67 6%	9 1%	107 9%	24 2%	177 15%	155 13%	121 10%	252 22%	186 16%

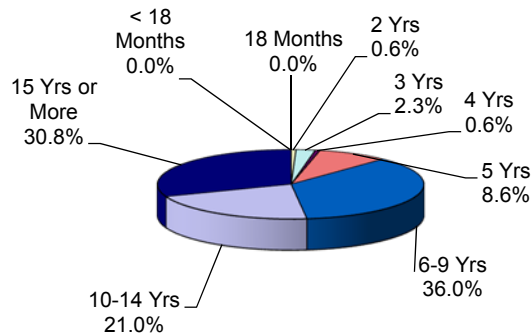
### Prison Complex Offenders By Mandatory Minimum Term

Institution	Total	< 18 Months	18 Months	2 Years	3 Years	4 Years	5 Years	6-9 Years	10 Years	11-14 Years	15 Years	16-19 Years	20-24 Years	25-29 Years	30 Years	30+ Years
Midstate	394 100%	3 1%	0 0%	3 1%	13 3%	64 16%	53 13%	132 34%	12 3%	58 15%	4 1%	21 5%	10 3%	6 2%	9 2%	6 2%
NJ State Prison	1,234 100%	11 1%	2 0%	5 0%	15 1%	38 3%	35 3%	93 8%	6 0%	45 4%	9 1%	57 5%	36 3%	41 3%	97 8%	744 60%
Northern Main	1,337 100%	18 1%	8 1%	10 1%	49 4%	135 10%	126 9%	305 23%	22 2%	189 14%	24 2%	148 11%	79 6%	59 4%	99 7%	66 5%
Northern Ad Seg Male	219 100%	7 3%	6 3%	9 4%	9 4%	37 17%	20 9%	45 21%	0 0%	24 11%	6 3%	12 5%	15 7%	6 3%	14 6%	9 4%
Northern Total	1,556 100%	25 2%	14 1%	19 1%	58 4%	172 11%	146 9%	350 22%	22 1%	213 14%	30 2%	160 10%	94 6%	65 4%	113 7%	75 5%
Southern	646 100%	34 5%	8 1%	20 3%	44 7%	126 20%	114 18%	189 29%	7 1%	46 7%	6 1%	20 3%	18 3%	6 1%	6 1%	2 0%
South Woods	1,558 100%	30 2%	7 0%	17 1%	47 3%	112 7%	155 10%	398 26%	28 2%	222 14%	32 2%	166 11%	109 7%	64 4%	115 7%	56 4%
<b>Subtotal Male Offenders in Other Facilities</b>	<b>7,388 100%</b>	<b>159 2%</b>	<b>48 1%</b>	<b>88 1%</b>	<b>225 3%</b>	<b>638 9%</b>	<b>629 9%</b>	<b>1,425 19%</b>	<b>97 1%</b>	<b>800 11%</b>	<b>120 2%</b>	<b>690 9%</b>	<b>449 6%</b>	<b>319 4%</b>	<b>621 8%</b>	<b>1,080 15%</b>

## Prison Complex Offenders By Mandatory Minimum Term

Institution	Total	< 18 Months	18 Months	2 Years	3 Years	4 Years	5 Years	6-9 Years	10 Years	11-14 Years	15 Years	16-19 Years	20-24 Years	25-29 Years	30 Years	30+ Years
ADTC	347 100%	0 0%	0 0%	2 1%	8 2%	2 1%	30 9%	125 36%	5 1%	68 20%	29 8%	38 11%	21 6%	14 4%	1 0%	4 1%
<b>Subtotal</b>	<b>7,735</b> <b>100%</b>	<b>159</b> <b>2%</b>	<b>48</b> <b>1%</b>	<b>90</b> <b>1%</b>	<b>233</b> <b>3%</b>	<b>640</b> <b>8%</b>	<b>659</b> <b>9%</b>	<b>1,550</b> <b>20%</b>	<b>102</b> <b>1%</b>	<b>868</b> <b>11%</b>	<b>149</b> <b>2%</b>	<b>728</b> <b>9%</b>	<b>470</b> <b>6%</b>	<b>333</b> <b>4%</b>	<b>622</b> <b>8%</b>	<b>1,084</b> <b>14%</b>
Mahan - Female Prison	303 100%	9 3%	0 0%	4 1%	16 5%	18 6%	39 13%	69 23%	5 2%	33 11%	4 1%	29 10%	18 6%	7 2%	22 7%	30 10%
<b>Total Prison Complex</b>	<b>8,038</b> <b>100%</b>	<b>168</b> <b>2%</b>	<b>48</b> <b>1%</b>	<b>94</b> <b>1%</b>	<b>249</b> <b>3%</b>	<b>658</b> <b>8%</b>	<b>698</b> <b>9%</b>	<b>1,619</b> <b>20%</b>	<b>107</b> <b>1%</b>	<b>901</b> <b>11%</b>	<b>153</b> <b>2%</b>	<b>757</b> <b>9%</b>	<b>488</b> <b>6%</b>	<b>340</b> <b>4%</b>	<b>644</b> <b>8%</b>	<b>1,114</b> <b>14%</b>

### ADTC

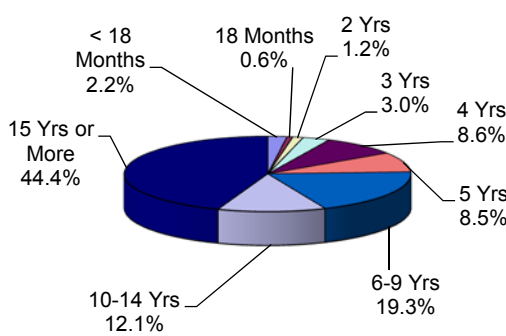


The median mandatory minimum term at ADTC is 10 years.

Eighty-four percent (84.6%) of the ADTC population have mandatory minimum sentences (347 of 410).

Fifty-one percent (51.8%) have mandatory minimum terms of 10 years or longer.

### MALE OFFENDERS IN OTHER FACILITIES

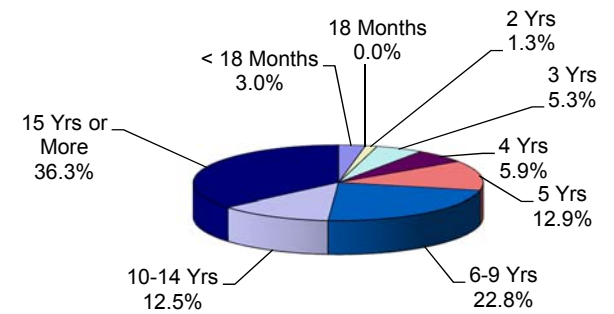


Of the 9,442 Male Offenders in Other Facilities, 78.2% (7,388) have mandatory minimum terms.

The median mandatory minimum term for Male Offenders in Other Facilities is 9.5 years (ADTC excluded).

Eighty-four percent (84.5%) of New Jersey State Prison inmates have mandatory minimum terms, and 80% percent of those have minimum terms of 15 years or more.

### FEMALE OFFENDERS



The median mandatory minimum term at Edna Mahan is 8.5 years.

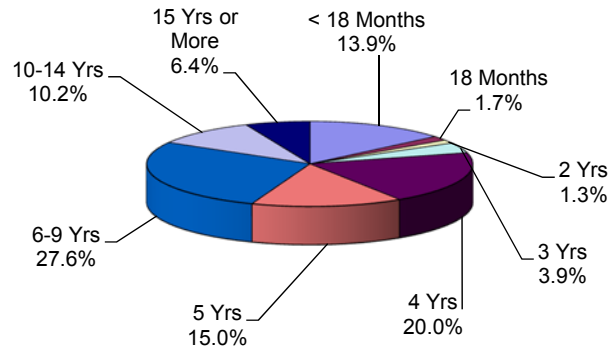
At Edna Mahan, 74.2% of the females housed have minimum terms (303 of 408).

Twenty-eight percent (28.4%) of the females with mandatory minimum terms have terms of 5 years or less.

## Youth Offenders By Mandatory Minimum Term

Institution	Total	< 18 Months	18 Months	2 Years	3 Years	4 Years	5 Years	6-9 Years	10 Years	11-14 Years	15 Years	16-19 Years	20-24 Years	25-29 Years	30 Years	30+ Years
Garden State	841 100%	117 14%	14 2%	11 1%	33 4%	168 20%	126 15%	232 28%	10 1%	76 9%	12 1%	19 2%	17 2%	1 0%	1 0%	4 0%
<b>Total Youth</b>	<b>841</b> <b>100%</b>	<b>117</b> <b>14%</b>	<b>14</b> <b>2%</b>	<b>11</b> <b>1%</b>	<b>33</b> <b>4%</b>	<b>168</b> <b>20%</b>	<b>126</b> <b>15%</b>	<b>232</b> <b>28%</b>	<b>10</b> <b>1%</b>	<b>76</b> <b>9%</b>	<b>12</b> <b>1%</b>	<b>19</b> <b>2%</b>	<b>17</b> <b>2%</b>	<b>1</b> <b>0%</b>	<b>1</b> <b>0%</b>	<b>4</b> <b>0%</b>

### YOUTH OFFENDERS



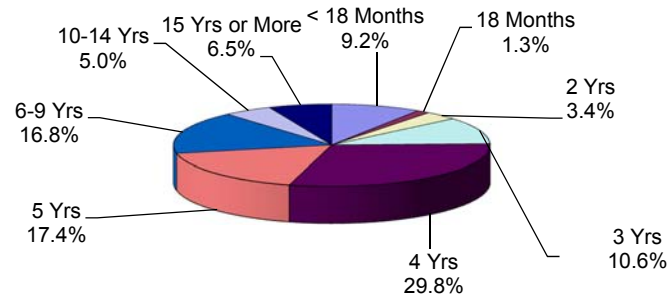
The median mandatory minimum term for youth offenders is 4 years.

Among youth offenders, 73.8% have mandatory minimum terms (841 of 1,139). Of these, 55.8% have mandatory minimum terms of 5 years or less.

### Offenders In Halfway Houses, County Jails, and St. Francis By Mandatory Minimum Term

Institution	Total	< 18 Months	18 Months	2 Years	3 Years	4 Years	5 Years	6-9 Years	10 Years	11-14 Years	15 Years	16-19 Years	20-24 Years	25-29 Years	30 Years	30+ Years
Central Medical Unit	3 100%	0 0%	0 0%	0 0%	0 0%	0 0%	0 0%	2 67%	0 0%	1 33%	0 0%	0 0%	0 0%	0 0%	0 0%	0 0%
County Jail	166 100%	30 18%	6 4%	7 4%	15 9%	44 27%	25 15%	24 14%	1 1%	3 2%	1 1%	4 2%	4 2%	0 0%	1 1%	1 1%
Halfway House	573 100%	38 7%	4 1%	18 3%	64 11%	177 31%	104 18%	99 17%	4 1%	28 5%	6 1%	21 4%	6 1%	1 0%	3 1%	0 0%
<b>Total Halfway Houses, County Jails, St. Francis</b>	<b>742 100%</b>	<b>68 9%</b>	<b>10 1%</b>	<b>25 3%</b>	<b>79 11%</b>	<b>221 30%</b>	<b>129 17%</b>	<b>125 17%</b>	<b>5 1%</b>	<b>32 4%</b>	<b>7 1%</b>	<b>25 3%</b>	<b>10 1%</b>	<b>1 0%</b>	<b>4 1%</b>	<b>1 0%</b>

#### HALFWAY HOUSES COUNTY JAILS, ST. FRANCIS



The median mandatory minimum term for inmates in Halfway Houses, County Jails, and St. Francis is 3.5 years.

Sixty-seven percent (67.8%) of the offenders in Halfway Houses, County Jails, and St. Francis have mandatory minimum terms (742 of 1,093). Of these, 71.7% have mandatory minimum terms of 5 years or less.