

**INCARCERATED PERSONS IN NEW JERSEY CORRECTIONAL INSTITUTIONS
ON JANUARY 1, 2024, BY BASE OFFENSE**

In these tabulations, the base offense is the most serious offense at the time of admission. These figures reflect base or controlling offenses at admission only and do not include any offenses in addition to the base offense in the case of multiple sentences at admission. Additional sentences imposed following initial admission to the state correctional system are not included in these data.

- Violent offenses include homicide, sexual assault, aggravated and simple assault, robbery, kidnapping, other sex offenses, and other person offenses (i.e. terroristic threats, coercion, larceny from a person, death by auto, and negligent manslaughter). Violent offenses grouped as "Other Sex" include criminal sexual attempt, child pornography, endangering the welfare of a child, prostitution, and sex offender registration violations.
- Property offenses include burglary, arson, theft, forgery, embezzlement, and receiving/possessing stolen property.
- Public policy offenses include racketeering, gambling, corruption, perjury, escape, bail jumping, juvenile and family-related offenses, and conspiracy.
- Weapons offenses include weapon possession and operation.
- Drug violations include distribution, manufacture, possession, and use of drugs.

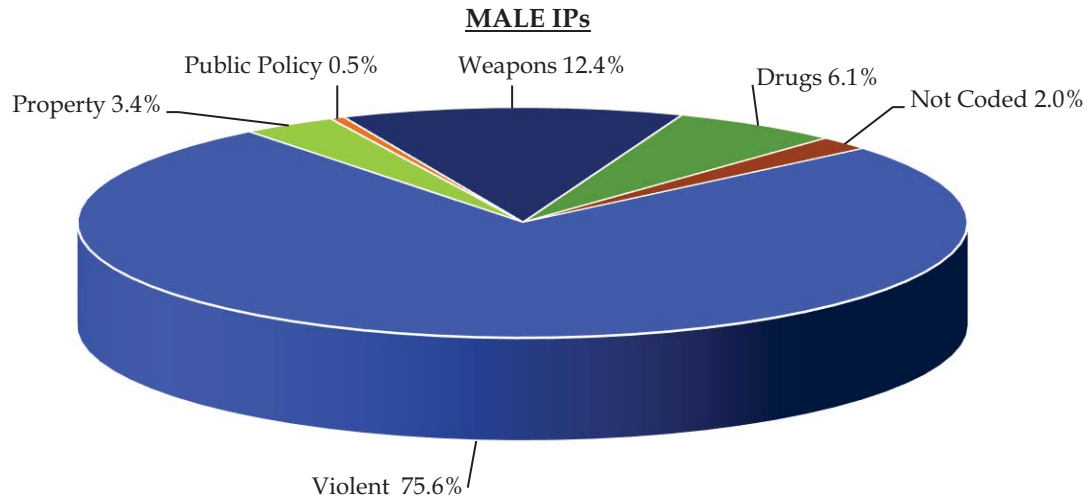
INCARCERATED PERSONS IN CORRECTIONAL INSTITUTIONS BY BASE OFFENSE

Base Offense	Total		Male IPs		Edna Mahan		RCRP, County Jails, CHR		Interstate Corrections Compact	
	#	%	#	%	#	%	#	%	#	%
TOTAL IPs	12,978	100%	11,176	100%	386	100%	1,140	100%	276	100%
Violent Offenses	9,417	73%	8,445	76%	284	74%	543	48%	145	53%
Property Offenses	472	4%	382	3%	38	10%	39	4%	13	5%
Public Policy	80	1%	59	1%	4	1%	13	1%	4	1%
Weapons	1,818	14%	1,389	12%	21	5%	371	32%	37	13%
Drugs	885	7%	683	6%	29	8%	135	12%	38	14%
Not Coded	306	2%	218	2%	10	3%	39	3%	39	14%

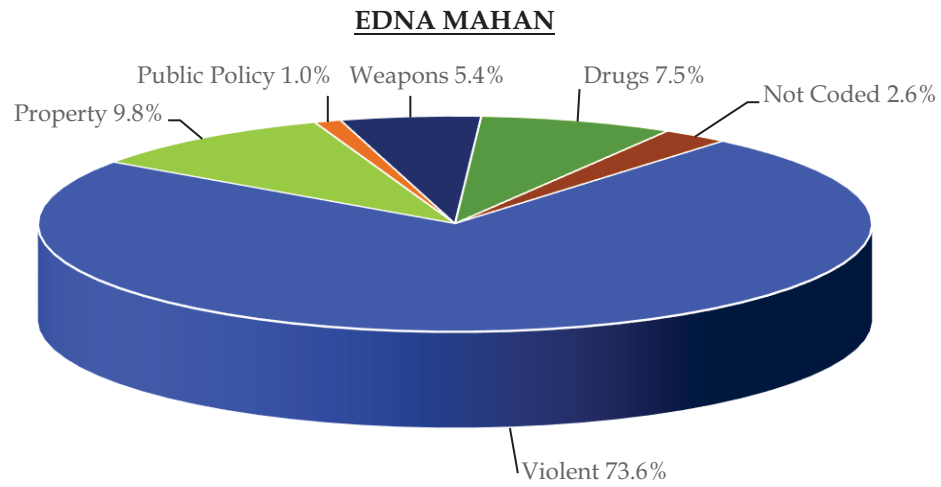
- Incarcerated persons with violent offenses comprise 75.5% of male IPs, 73.5% of IPs at Edna Mahan, 47.6% of RCRP, County Jails, and CHR and 53% of ICC.

Prison Complex Incarcerated Persons by Base Offense

Institution	Total	Violent Offenses	Homicide	Sexual Assault	Assault	Robbery	Kidnap	Other Sex	Other Person	Property	Public Policy	Weapons	Drugs	Not Coded
ADTC	386 100%	385 100%	0 0%	283 74%	0 0%	0 0%	0 0%	102 26%	0 0%	0 0%	0 0%	0 0%	0 0%	1 0%
Bayside	1,265 100%	761 60%	254 20%	53 4%	172 14%	220 17%	8 1%	37 3%	17 1%	74 6%	8 1%	218 17%	166 13%	38 3%
East Jersey	1,247 100%	1,121 90%	680 55%	137 11%	54 4%	192 15%	41 3%	12 1%	5 0%	19 2%	7 1%	50 4%	43 3%	7 0%
Garden State	1,011 100%	570 56%	121 12%	50 5%	127 13%	203 20%	6 1%	46 5%	17 2%	48 5%	4 0%	300 30%	58 6%	31 3%
Midstate	631 100%	389 62%	102 16%	22 3%	80 13%	153 24%	4 1%	21 3%	7 1%	35 6%	5 1%	129 20%	55 9%	18 3%
NJ State Prison	1,320 100%	1,224 93%	883 67%	76 6%	48 4%	162 12%	38 3%	11 1%	6 0%	17 1%	5 0%	35 3%	21 2%	18 1%
Northern State	2,055 100%	1,599 78%	567 28%	142 7%	234 11%	544 27%	30 1%	66 3%	16 1%	62 3%	16 1%	241 12%	107 5%	30 1%
South Woods	3,261 100%	2,396 73%	631 19%	453 14%	361 11%	594 18%	35 1%	279 9%	43 1%	127 4%	14 0%	416 13%	233 7%	75 32%
Total Male IPs	11,176 100%	8,445 76%	3,240 29%	1,205 11%	1,076 10%	2,071 19%	168 0%	574 5%	111 1%	382 3%	59 1%	1,389 12%	683 6%	218 2%
Edna Mahan	386 100%	284 73%	151 39%	19 5%	41 11%	44 11%	10 3%	15 4%	4 1%	38 10%	4 1%	21 5%	29 8%	10 3%
Total Prison Complex	11,562 100%	8,729 75%	3,391 29%	1,264 11%	1,117 10%	2,115 18%	178 2%	589 5%	115 1%	420 4%	63 1%	1,410 12%	712 6%	228 2%



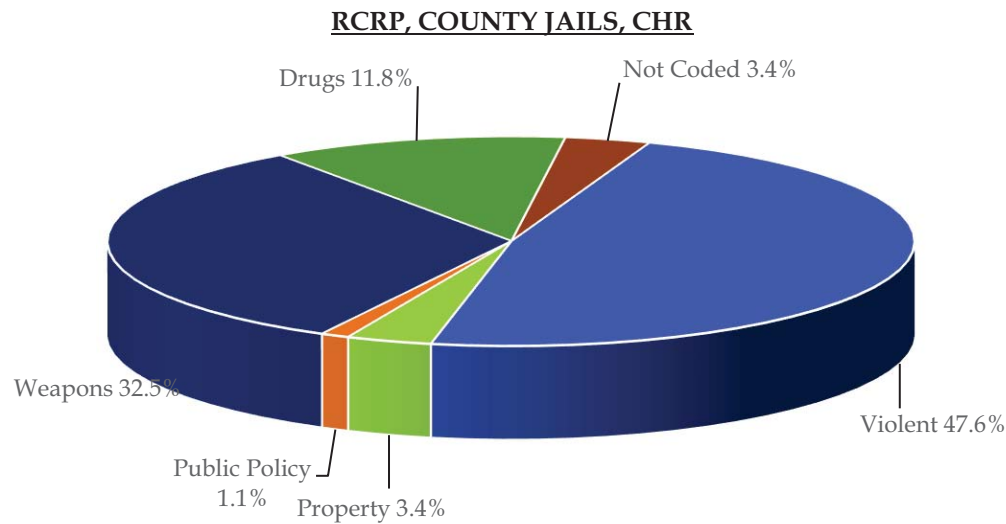
- Seventy-six percent (75.6%) of male IPs were convicted of a violent offense.
- Twelve percent (12.4%) of all male IPs were convicted of weapons offenses.



- Seventy-four percent (73.5%) of female IPs at EMCF were convicted of a violent offense
- Ten percent (9.8%) of female IPs at Edna Mahan were committed for property offenses.

Incarcerated Persons in RCRP, County Jails, and Capital Health Regional Medical by Base Offense

Institution	Total	Violent Offenses	Homicide	Sexual Assault	Assault	Robbery	Kidnap	Other Sex	Other Person	Property	Public Policy	Weapons	Drugs	Not Coded
Central Medical Unit	3	3	3	0	0	0	0	0	0	0	0	0	0	0
	100%	100%	100%	0%	0%	0%	0%	0%	0%	0%	0%	0%	0%	0%
County Jail	167	79	10	14	22	18	1	11	3	13	2	34	28	11
	100%	47%	6%	8%	13%	11%	0%	7%	1%	8%	1%	20%	17%	7%
RCRP	970	461	157	0	92	199	2	1	10	26	11	337	107	28
	100%	48%	16%	0%	9%	21%	0%	0%	1%	3%	1%	35%	11%	3%
Total RCRP, County Jails, CHR	1,140	543	170	14	114	217	3	12	13	39	13	371	135	39
	100%	48%	15%	1%	10%	19%	0%	1%	1%	3%	1%	32%	12%	3%



- Base offenses for incarcerated persons housed in County Jails, RCRP, and CHR are less serious than male IPs overall (i.e. 47.6% vs. 75.6%, respectively).
- Thirty-three percent (32.5%) of incarcerated persons housed in RCRP, County Jails, and CHR were committed for weapons offenses.