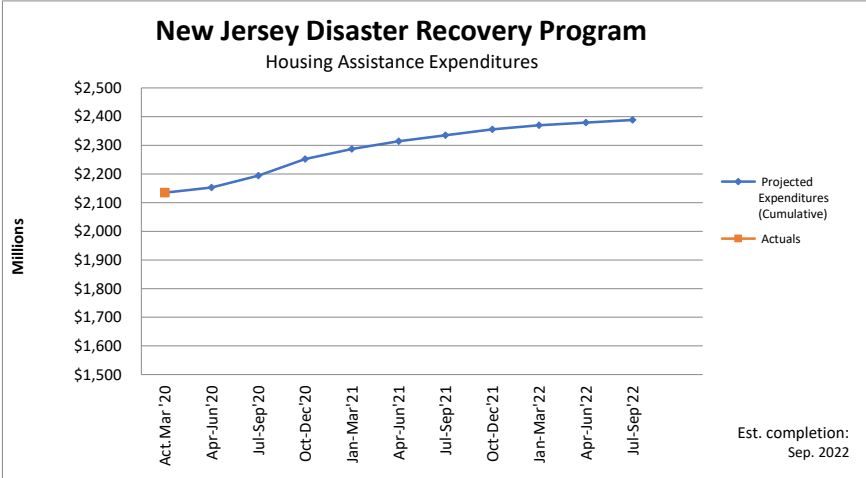
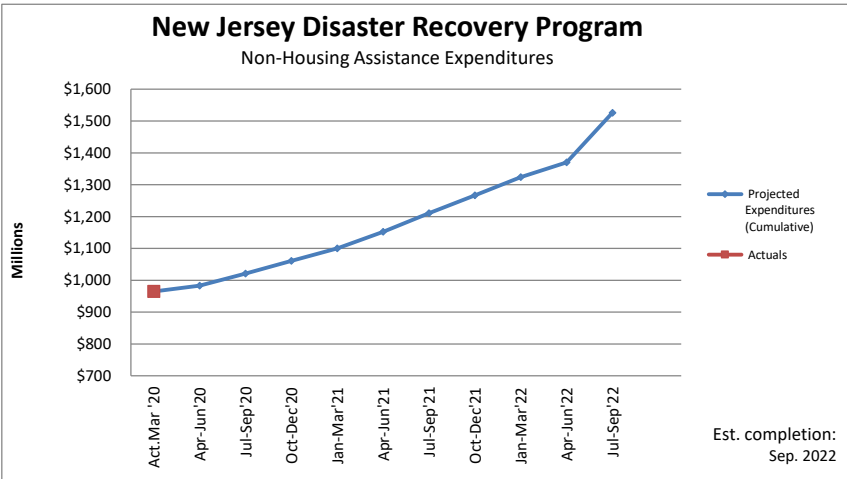


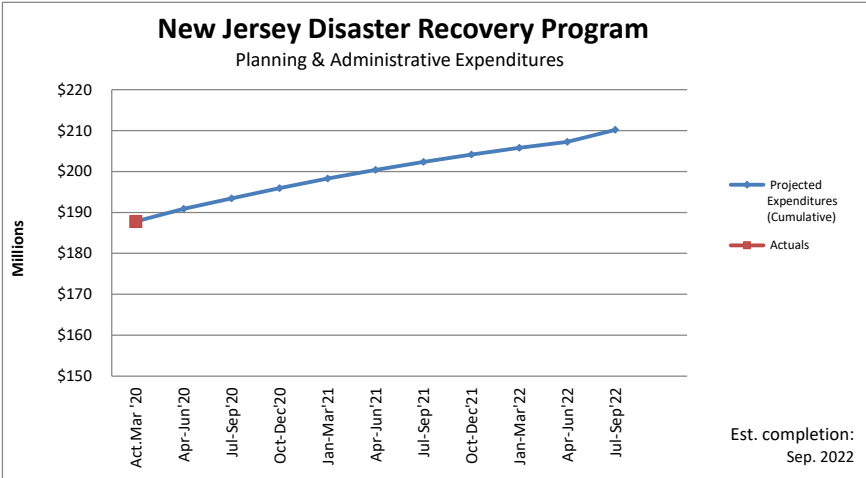
Housing Assistance	Act.Mar '20	Apr-Jun'20	Jul-Sep'20	Oct-Dec'20	Jan-Mar'21	Apr-Jun'21	Jul-Sep'21	Oct-Dec'21	Jan-Mar'22	Apr-Jun'22	Jul-Sep'22
Projected Expenditures (Cumulative)	\$ 2,134,514,759	\$ 2,152,275,846	\$ 2,193,896,248	\$ 2,251,545,007	\$ 2,287,140,961	\$ 2,313,768,139	\$ 2,334,855,400	\$ 2,355,601,693	\$ 2,369,849,348	\$ 2,378,918,963	\$ 2,388,242,371
Projected Expenditures (Quarterly)	\$ 2,134,514,759	\$ 17,761,086	\$ 41,620,403	\$ 57,648,758	\$ 35,595,954	\$ 26,627,178	\$ 21,087,261	\$ 20,746,293	\$ 14,247,655	\$ 9,069,615	\$ 9,323,408
Actuals	\$ 2,134,514,759										



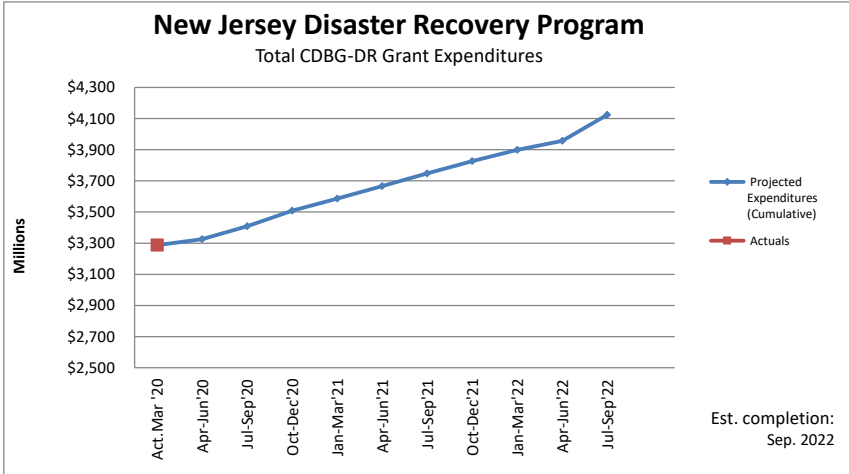
Non-Housing Assistance	Act.Mar '20	Apr-Jun'20	Jul-Sep'20	Oct-Dec'20	Jan-Mar'21	Apr-Jun'21	Jul-Sep'21	Oct-Dec'21	Jan-Mar'22	Apr-Jun'22	Jul-Sep'22
Projected Expenditures (Cumulative)	\$ 964,809,388	\$ 983,147,408	\$ 1,021,088,448	\$ 1,060,781,368	\$ 1,099,990,805	\$ 1,152,163,030	\$ 1,210,860,272	\$ 1,266,801,852	\$ 1,324,089,544	\$ 1,370,282,561	\$ 1,525,981,120
Projected Expenditures (Quarterly)	\$ 964,809,388	\$ 18,338,021	\$ 37,941,039	\$ 39,692,920	\$ 39,209,437	\$ 52,172,225	\$ 58,697,242	\$ 55,941,579	\$ 57,287,692	\$ 46,193,017	\$ 155,698,559
Actuals	\$ 964,809,388										



Planning & Administration	Act.Mar '20	Apr-Jun'20	Jul-Sep'20	Oct-Dec'20	Jan-Mar'21	Apr-Jun'21	Jul-Sep'21	Oct-Dec'21	Jan-Mar'22	Apr-Jun'22	Jul-Sep'22
Projected Expenditures (Cumulative)	\$ 187,799,524	\$ 190,857,682	\$ 193,445,152	\$ 195,915,511	\$ 198,298,137	\$ 200,373,697	\$ 202,351,472	\$ 204,132,948	\$ 205,777,729	\$ 207,257,401	\$ 210,174,155
Projected Expenditures (Quarterly)	\$ 187,799,524	\$ 3,058,158	\$ 2,587,470	\$ 2,470,359	\$ 2,382,626	\$ 2,075,560	\$ 1,977,775	\$ 1,781,476	\$ 1,644,781	\$ 1,479,672	\$ 2,916,754
Actuals	\$ 187,799,524										



Total CDBG-DR	Act.Mar '20	Apr-Jun'20	Jul-Sep'20	Oct-Dec'20	Jan-Mar'21	Apr-Jun'21	Jul-Sep'21	Oct-Dec'21	Jan-Mar'22	Apr-Jun'22	Jul-Sep'22
Projected Expenditures (Cumulative)	\$ 3,287,123,671	\$ 3,326,280,936	\$ 3,408,429,848	\$ 3,508,241,886	\$ 3,585,429,903	\$ 3,666,304,866	\$ 3,748,067,145	\$ 3,826,536,493	\$ 3,899,716,621	\$ 3,956,458,925	\$ 4,124,397,646
Projected Expenditures (Quarterly)	\$ 3,287,123,671	\$ 39,157,265	\$ 82,148,912	\$ 99,812,038	\$ 77,188,017	\$ 80,874,963	\$ 81,762,279	\$ 78,469,348	\$ 73,180,128	\$ 56,742,304	\$ 167,938,721
Actuals	\$ 3,287,123,671										



Total Projected Expenditures	\$ 4,124,397,646
Grant Budget	\$ 4,174,429,000
Program Income Expended through Feb. 2020	\$ 14,526,669
Remainder at Sep '23	\$ 64,558,023