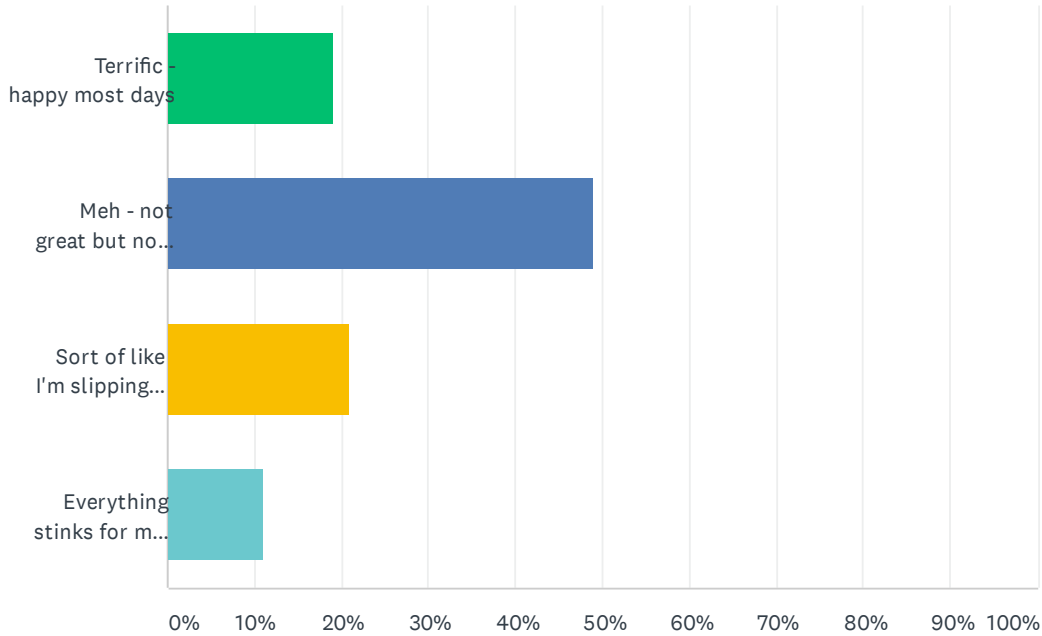


Q2 Given COVID-19 and everything else going on, including pressure from parents/teachers, and your own moods, how would you say that you are doing at this point emotionally?

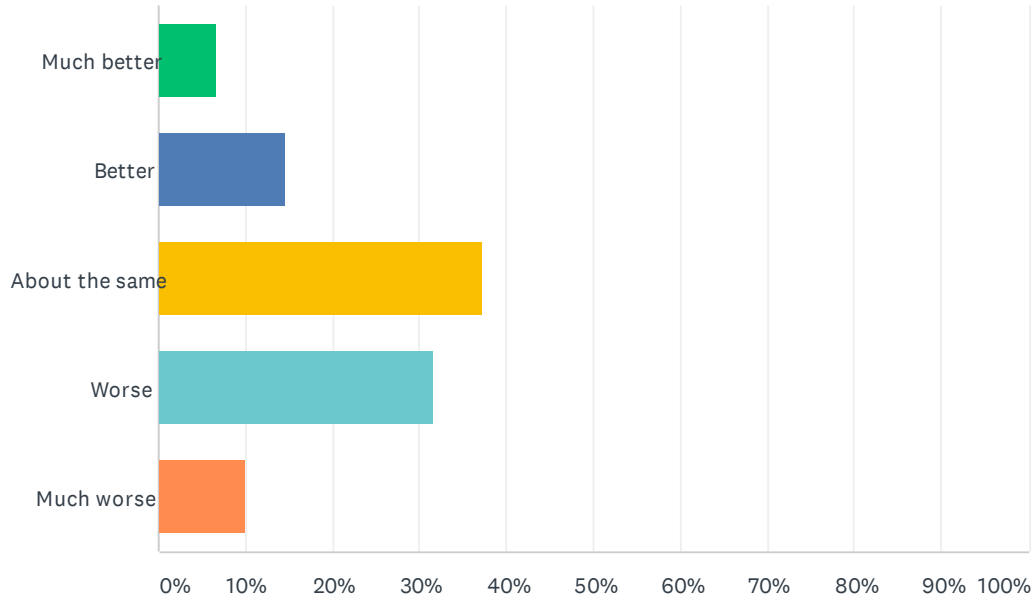
Answered: 5,442 Skipped: 0



ANSWER CHOICES	RESPONSES	
Terrific - happy most days	19.04%	1,036
Meh - not great but not awful - getting by	49.01%	2,667
Sort of like I'm slipping a bit, emotionally	20.95%	1,140
Everything stinks for me right now :(11.01%	599
TOTAL		5,442

Q3 Compared to this time last year, do you feel better, worse, or the same in terms of mood?

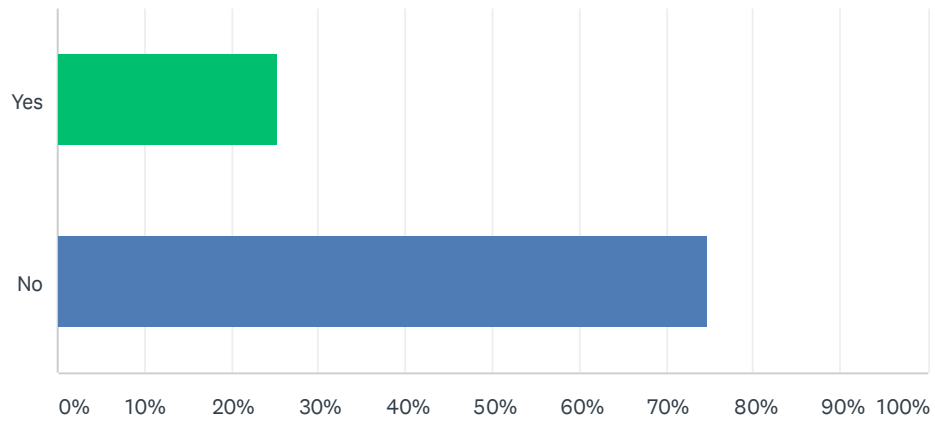
Answered: 5,442 Skipped: 0



ANSWER CHOICES	RESPONSES	
Much better	6.74%	367
Better	14.59%	794
About the same	37.19%	2,024
Worse	31.50%	1,714
Much worse	9.98%	543
TOTAL		5,442

Q4 Have you thought about getting support/counseling during the last 6 months?

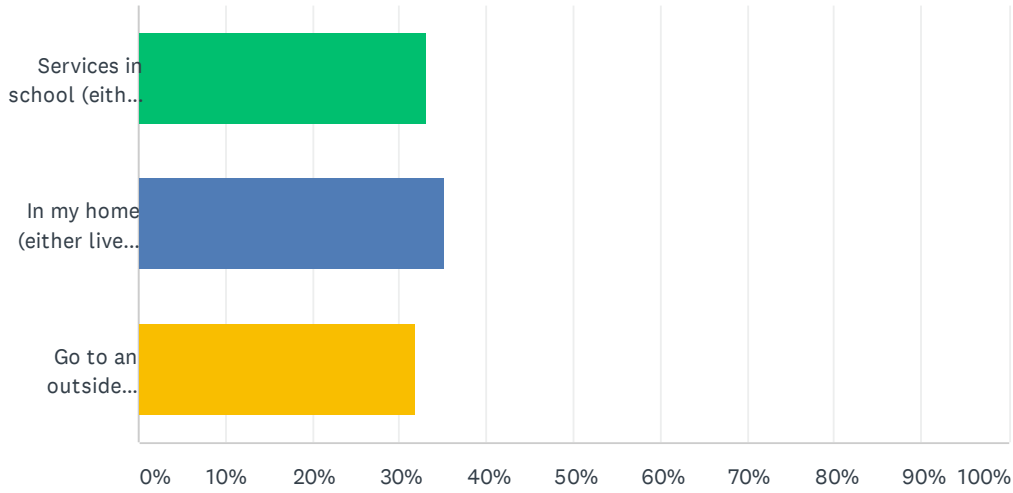
Answered: 5,442 Skipped: 0



ANSWER CHOICES	RESPONSES	
Yes	25.28%	1,376
No	74.72%	4,066
TOTAL		5,442

Q5 If you were to need help, where would you prefer to get support/counseling?

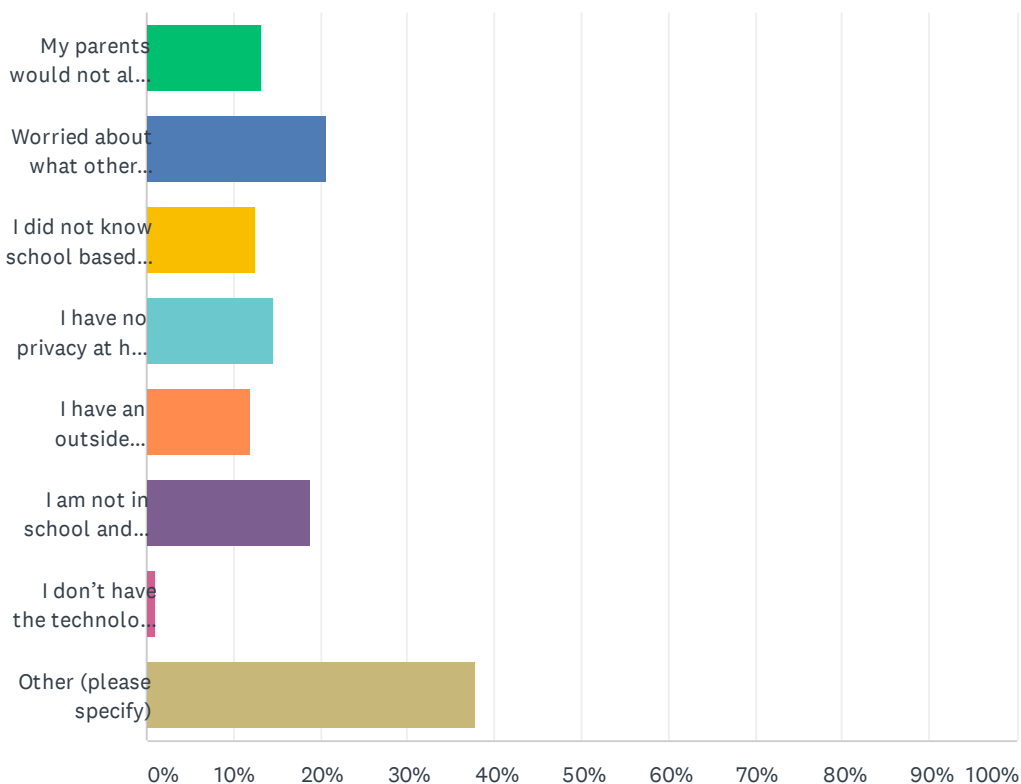
Answered: 5,442 Skipped: 0



ANSWER CHOICES	RESPONSES	
Services in school (either live or virtual) from a school counselor.	32.98%	1,795
In my home (either live or virtual) from a outside counseling agency.	35.21%	1,916
Go to an outside counseling agency office.	31.81%	1,731
TOTAL		5,442

Q6 If you have thought about getting counseling but have not, what keeps you from reaching out for support from School Based Program? (Check all that apply)

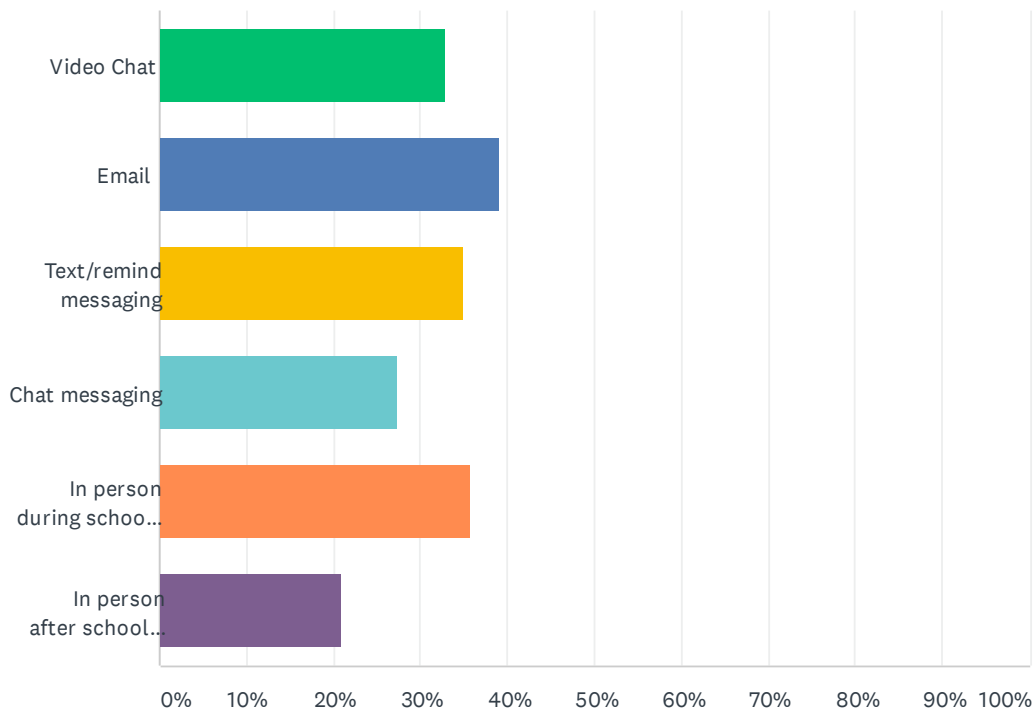
Answered: 5,442 Skipped: 0



ANSWER CHOICES	RESPONSES	
My parents would not allow me to/not sure how my parents/guardians would feel about it	13.25%	721
Worried about what other people would think	20.65%	1,124
I did not know school based counseling existed	12.59%	685
I have no privacy at home for virtual counseling	14.59%	794
I have an outside therapist	11.85%	645
I am not in school and reaching out through technology is weird	18.87%	1,027
I don't have the technology I need to reach out	1.05%	57
Other (please specify)	37.89%	2,062
Total Respondents: 5,442		

Q7 What is your preferred method of getting services from School Based Program? (Check all that apply)

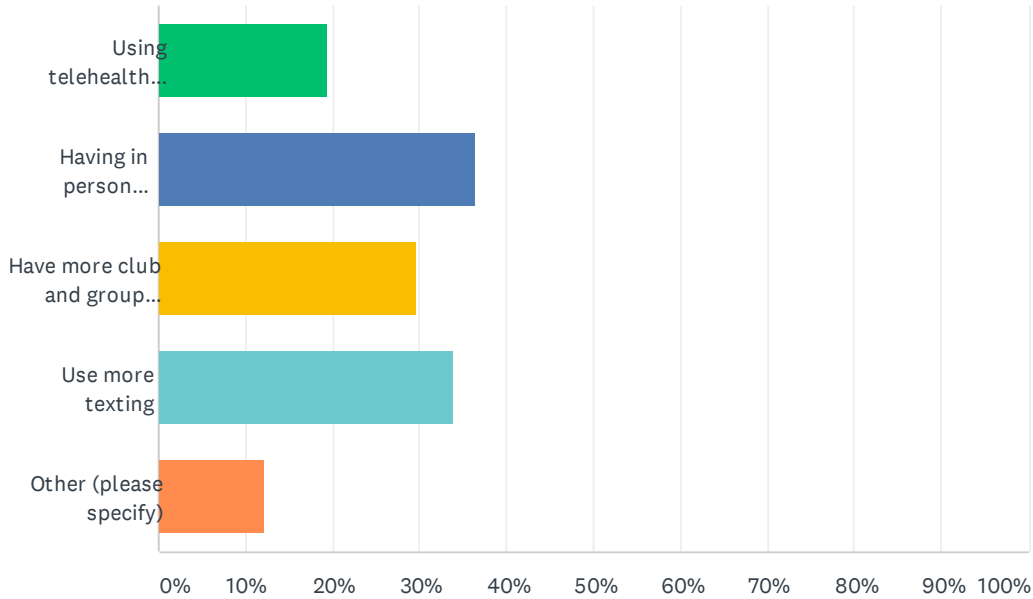
Answered: 5,442 Skipped: 0



ANSWER CHOICES	RESPONSES	
Video Chat	32.89%	1,790
Email	39.08%	2,127
Text/remind messaging	35.01%	1,905
Chat messaging	27.49%	1,496
In person during school hours	35.83%	1,950
In person after school hours	20.95%	1,140
Total Respondents: 5,442		

Q8 What could we do to increase the likelihood of you seeking out School Based Program services? (Check all that apply)

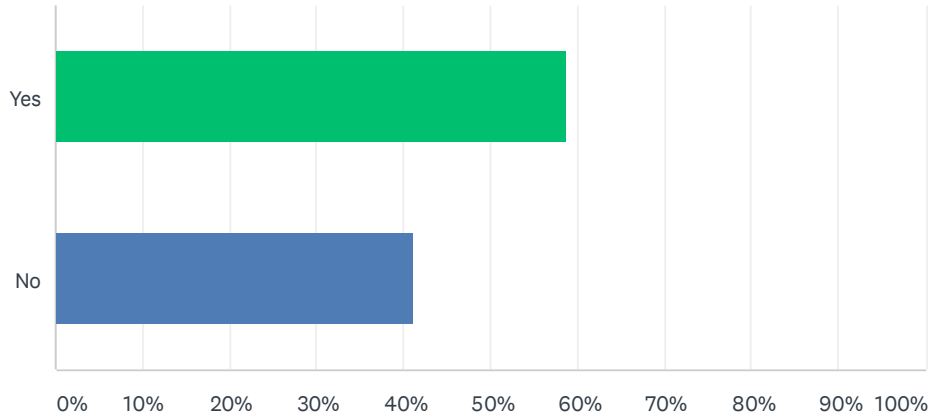
Answered: 5,442 Skipped: 0



ANSWER CHOICES	RESPONSES	
Using telehealth (Virtual video based platform)	19.39%	1,055
Having in person availability	36.33%	1,977
Have more club and group activities	29.69%	1,616
Use more texting	33.94%	1,847
Other (please specify)	12.05%	656
Total Respondents: 5,442		

Q9 Did you know that School Based Program can also help with academic support, positive recreational opportunities, college readiness, employment support, mentoring and leadership opportunities, groups?

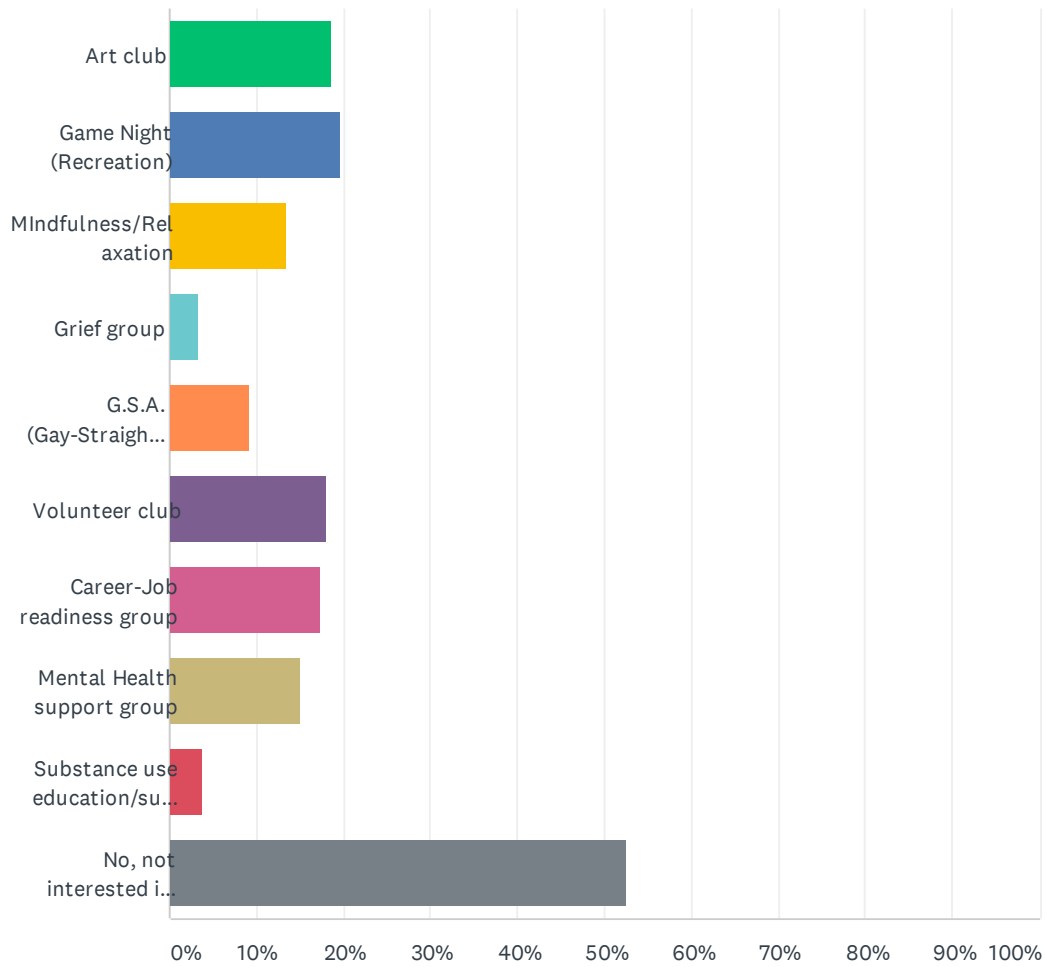
Answered: 5,442 Skipped: 0



ANSWER CHOICES	RESPONSES	
Yes	58.73%	3,196
No	41.27%	2,246
TOTAL		5,442

Q10 Would you be interested in attending any of the following virtual groups if hosted by the School Based Program? (Check any that apply.)

Answered: 5,442 Skipped: 0

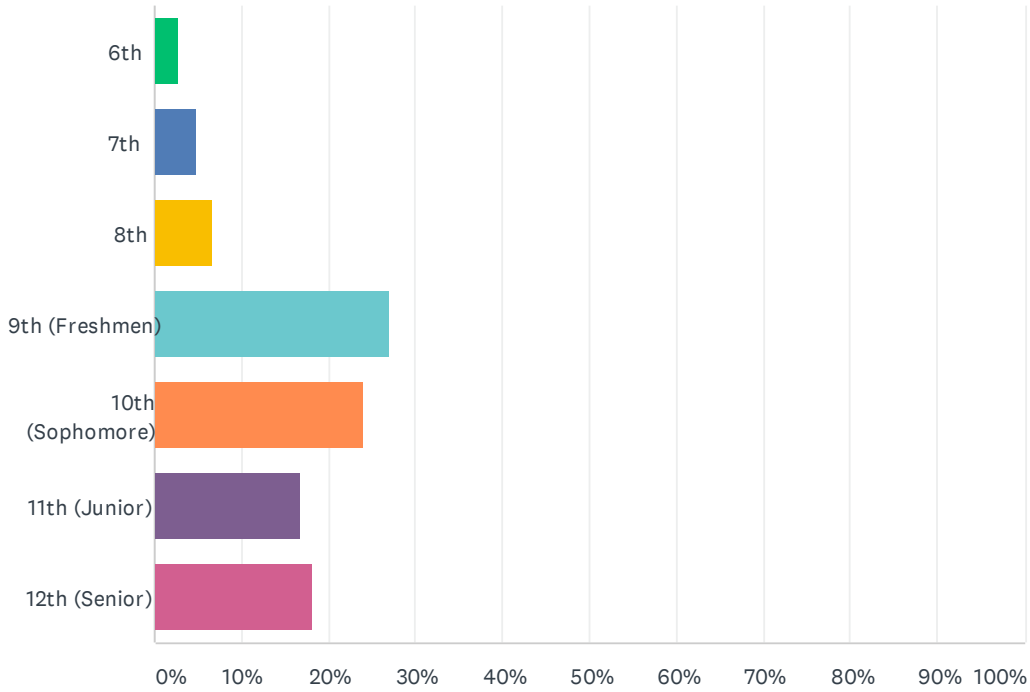


Student Outreach Questionnaire - School Based Youth Services Program

ANSWER CHOICES	RESPONSES	
Art club	18.65%	1,015
Game Night (Recreation)	19.66%	1,070
MIndfulness/Relaxation	13.30%	724
Grief group	3.25%	177
G.S.A. (Gay-Straight Alliance)	9.17%	499
Volunteer club	17.93%	976
Career-Job readiness group	17.40%	947
Mental Health support group	15.01%	817
Substance use education/support group	3.69%	201
No, not interested in attending virtual groups	52.61%	2,863
Total Respondents: 5,442		

Q11 What is your current (SY2020-2021) grade level?

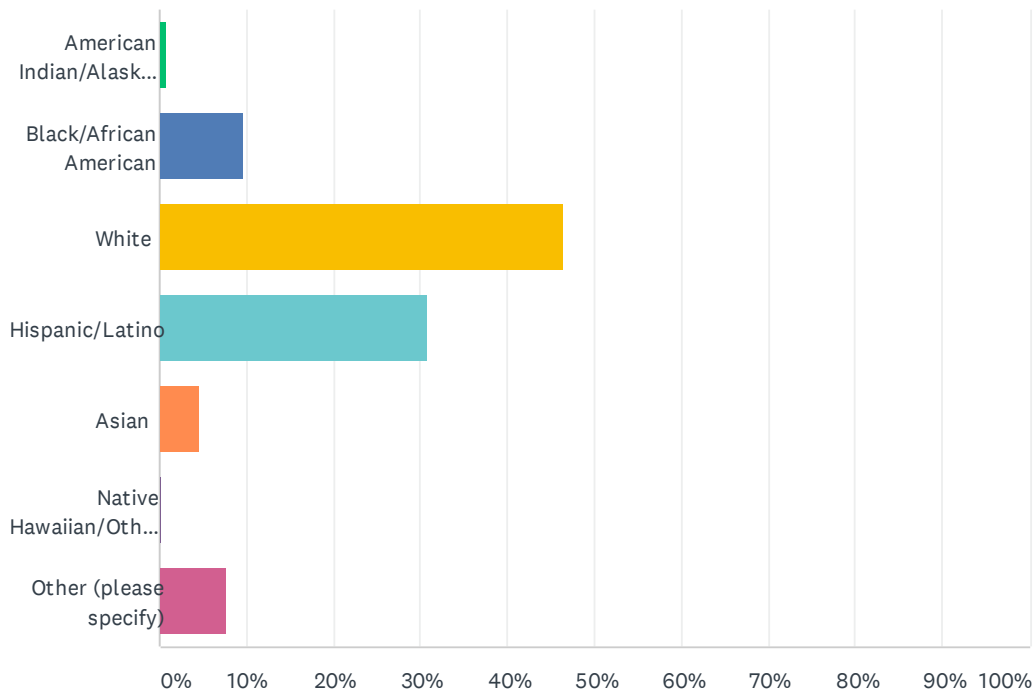
Answered: 5,442 Skipped: 0



ANSWER CHOICES	RESPONSES	
6th	2.70%	147
7th	4.74%	258
8th	6.73%	366
9th (Freshmen)	26.88%	1,463
10th (Sophomore)	23.96%	1,304
11th (Junior)	16.83%	916
12th (Senior)	18.16%	988
TOTAL		5,442

Q12 Please select your Race/Ethnicity:

Answered: 5,442 Skipped: 0



ANSWER CHOICES	RESPONSES	
American Indian/Alaska Native	0.75%	41
Black/African American	9.59%	522
White	46.47%	2,529
Hispanic/Latino	30.71%	1,671
Asian	4.54%	247
Native Hawaiian/Other Pacific Islander	0.17%	9
Other (please specify)	7.77%	423
TOTAL		5,442