

Overburdened Communities Under the New Jersey Environmental Justice Law

Warren County Belvidere Town



This map identifies Overburdened Communities under the New Jersey Environmental Justice Law, N.J.S.A. 13:1D-157. An overburdened community is any census block group, as determined in accordance with the most recent United States Census, in which: (1) at least 35 percent of the households qualify as low-income households; (2) at least 40 percent of the residents identify as minority or as members of a State recognized tribal community; or (3) at least 40 percent of the households have limited English proficiency. For more information please visit <https://www.nj.gov/dep/ej/communities.html>


Disclaimer: The boundary information in the TIGER/Line Shapefiles used for the maps are for statistical data collection and tabulation purposes only; their depiction and designation does not constitute a determination of jurisdictional authority or rights of ownership or entitlement and they are not legal land descriptions.

Legend

 Belvidere Town


Overburdened Community Criteria


 Minority

 Low Income and Minority

 Low Income

 Low Income, Minority, and Limited English

 Low Income and Limited English

 Minority and Limited English



0 0.125 0.25 Miles



Date: 1/18/2021