



# HEALTH ANNUAL STATEMENT

AS OF DECEMBER 31, 2019  
OF THE CONDITION AND AFFAIRS OF THE

## Aetna Better Health Inc. (a New Jersey corporation)

NAIC Group Code 0001 0001 NAIC Company Code 15611 Employer's ID Number 46-3203088  
(Current) (Prior)

Organized under the Laws of New Jersey, State of Domicile or Port of Entry NJ

Country of Domicile United States of America

Licensed as business type: Health Maintenance Organization

Is HMO Federally Qualified? Yes [ ] No [ X ]

Incorporated/Organized 05/01/2013 Commenced Business 01/01/2015

Statutory Home Office 3 Independence Way, Suite 400 Princeton, NJ, US 08540  
(Street and Number) (City or Town, State, Country and Zip Code)

Main Administrative Office 3 Independence Way, Suite 400  
(Street and Number) Princeton, NJ, US 08540  
(City or Town, State, Country and Zip Code) 855-232-3596  
(Area Code) (Telephone Number)

Mail Address 1425 Union Meeting Road, U23S Blue Bell, PA, US 19422  
(Street and Number or P.O. Box) (City or Town, State, Country and Zip Code)

Primary Location of Books and Records 3 Independence Way, Suite 400  
(Street and Number) Princeton, NJ, US 08540  
(City or Town, State, Country and Zip Code) 855-232-3596  
(Area Code) (Telephone Number)

Internet Website Address www.aetnabetterhealth.com

Statutory Statement Contact Cara Sue Mullen 215-775-6508  
(Name) (Area Code) (Telephone Number)  
Aetna.HMORreporting@aetna.com 860-262-7767  
(E-mail Address) (FAX Number)

### OFFICERS

Chief Executive Officer and President Randy Joo Hwan Hyun Chief Financial Officer David Patrick Delaney #  
Vice President and Secretary Robert Mark Kessler

### OTHER

Kevin James Casey, Senior Investment Officer Peter Keller, Assistant Controller # Bryan James Lane, Assistant Controller #  
Gregory Stephen Martino, Vice President William Stephen Maynes, Assistant Controller # Cara Sue Mullen, Assistant Controller  
Robert Joseph Parslow, Principal Financial Officer and Controller # Tracy Louise Smith, Vice President and Treasurer #

### DIRECTORS OR TRUSTEES

David Patrick Delaney # Randy Joo Hwan Hyun Mary Louise Elizabeth Osborne

The officers of this reporting entity being duly sworn, each depose and say that they are the described officers of said reporting entity, and that on the reporting period stated above, all of the herein described assets were the absolute property of the said reporting entity, free and clear from any liens or claims thereon, except as herein stated, and that this statement, together with related exhibits, schedules and explanations therein contained, annexed or referred to, is a full and true statement of all the assets and liabilities and of the condition and affairs of the said reporting entity as of the reporting period stated above, and of its income and deductions therefrom for the period ended, and have been completed in accordance with the NAIC Annual Statement Instructions and Accounting Practices and Procedures manual except to the extent that: (1) state law may differ; or, (2) that state rules or regulations require differences in reporting not related to accounting practices and procedures, according to the best of their information, knowledge and belief, respectively. Furthermore, the scope of this attestation by the described officers also includes the related corresponding electronic filing with the NAIC, when required, that is an exact copy (except for formatting differences due to electronic filing) of the enclosed statement. The electronic filing may be requested by various regulators in lieu of or in addition to the enclosed statement.

Randy Joo Hwan Hyun  
Randy Joo Hwan Hyun  
Chief Executive Officer and President

Robert Mark Kessler  
Robert Mark Kessler  
Vice President and Secretary

David Patrick Delaney  
David Patrick Delaney  
Chief Financial Officer

State of..... Arizona  
County of..... Maricopa

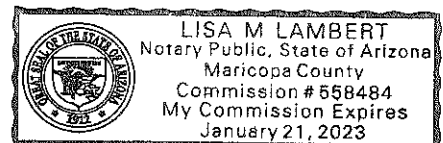
State of..... Arizona  
County of..... Maricopa

State of..... Arizona  
County of..... Maricopa

Subscribed and sworn to before me this  
23 day of January, 2020  
Lisa M Lambert  
NOTARY PUBLIC (Seal)

Subscribed and sworn to before me this  
5 day of February, 2020  
Lisa M Lambert  
NOTARY PUBLIC (Seal)

Subscribed and sworn to before me this  
3 day of February, 2020  
Lisa M Lambert  
NOTARY PUBLIC (Seal)



- a. Is this an original filing? ..... Yes [ X ] No [ ]  
b. If no,  
1. State the amendment number .....  
2. Date filed .....  
3. Number of pages attached.....

ANNUAL STATEMENT FOR THE YEAR 2019 OF THE Aetna Better Health Inc. (a New Jersey corporation)  
**EXHIBIT 2 - ACCIDENT AND HEALTH PREMIUMS DUE AND UNPAID**

1 Name of Debtor	2 1 - 30 Days	3 31 - 60 Days	4 61 - 90 Days	5 Over 90 Days	6 Nonadmitted	7 Admitted
0199999 Total individuals.....	0	0	0	0	0	0
Group Subscribers:						
0299998. Premiums due and unpaid not individually listed	0	0	0	0	0	0
0299999. Total group	0	0	0	0	0	0
0399999. Premiums due and unpaid from Medicare entities	0	0	0	0	0	0
0499999. Premiums due and unpaid from Medicaid entities	3,575,340	2,066,371	795,561	465,482	0	6,902,754
.....						
.....						
.....						
.....						
.....						
.....						
.....						
.....						
.....						
.....						
.....						
.....						
.....						
.....						
.....						
.....						
.....						
.....						
.....						
.....						
0599999 Accident and health premiums due and unpaid (Page 2, Line 15)	3,575,340	2,066,371	795,561	465,482	0	6,902,754

ANNUAL STATEMENT FOR THE YEAR 2019 OF THE Aetna Better Health Inc. (a New Jersey corporation)

**EXHIBIT 3 - HEALTH CARE RECEIVABLES**

1 Name of Debtor	2 1 - 30 Days	3 31 - 60 Days	4 61 - 90 Days	5 Over 90 Days	6 Nonadmitted	7 Admitted
0199998. Aggregate Pharmaceutical Rebate Receivables Not Individually Listed	0	0	0	0	0	0
0199999. Total Pharmaceutical Rebate Receivables	0	0	0	0	0	0
Various providers	586,735	163,142	310,109	882,759	1,942,744	0
0299998. Aggregate Claim Overpayment Receivables Not Individually Listed	0	0	0	0	0	0
0299999. Total Claim Overpayment Receivables	586,735	163,142	310,109	882,759	1,942,744	0
0399998. Aggregate Loans and Advances to Providers Not Individually Listed	0	0	0	0	0	0
0399999. Total Loans and Advances to Providers	0	0	0	0	0	0
0499998. Aggregate Capitation Arrangement Receivables Not Individually Listed	0	0	0	0	0	0
0499999. Total Capitation Arrangement Receivables	0	0	0	0	0	0
0599998. Aggregate Risk Sharing Receivables Not Individually Listed	0	0	0	0	0	0
0599999. Total Risk Sharing Receivables	0	0	0	0	0	0
0699998. Aggregate Other Receivables Not Individually Listed	0	0	0	0	0	0
0699999. Total Other Receivables	0	0	0	0	0	0
0799999 Gross health care receivables	586,735	163,142	310,109	882,759	1,942,744	0

**EXHIBIT 3A - ANALYSIS OF HEALTH CARE RECEIVABLES COLLECTED AND ACCRUED**

Type of Health Care Receivable	Health Care Receivables Collected During the Year		Health Care Receivables Accrued as of December 31 of Current Year		5 Health Care Receivables in Prior Years (Columns 1 + 3)	6 Estimated Health Care Receivables Accrued as of December 31 of Prior Year
	1 On Amounts Accrued Prior to January 1 of Current Year	2 On Amounts Accrued During the Year	3 On Amounts Accrued December 31 of Prior Year	4 On Amounts Accrued During the Year		
1. Pharmaceutical rebate receivables .....	0	0	0	0	0	861,228
2. Claim overpayment receivables .....	545,290	7,158,852	173,362	1,769,382	718,652	1,869,650
3. Loans and advances to providers .....	0	0	0	0	0	0
4. Capitation arrangement receivables .....	0	0	0	0	0	0
5. Risk sharing receivables .....	0	0	0	0	0	0
6. Other health care receivables.....	0	0	0	0	0	0
7. Totals (Lines 1 through 6)	545,290	7,158,852	173,362	1,769,382	718,652	2,730,878

Note that the accrued amounts in Columns 3, 4, and 6 are the total health care receivables, not just the admitted portion.

**EXHIBIT 4 - CLAIMS UNPAID AND INCENTIVE POOL, WITHHOLD AND BONUS (Reported and Unreported)**

Aging Analysis of Unpaid Claims

1 Account	2 1 - 30 Days	3 31 - 60 Days	4 61 - 90 Days	5 91 - 120 Days	6 Over 120 Days	7 Total
Claims Unpaid (Reported)						
Aging estimated based on claims in process of adjudication as of 12/31/19 .....	0	0	0	0	0	0
0199999. Individually listed claims unpaid	0	0	0	0	0	0
0299999. Aggregate accounts not individually listed- uncovered	1,564,919	30,308	88,536	474,507	67,776	2,226,046
0399999. Aggregate accounts not individually listed-covered	8,147,303	2,297,149	631,257	437,426	1,152,535	12,665,670
0499999. Subtotals	9,712,222	2,327,457	719,793	911,933	1,220,311	14,891,716
0599999. Unreported claims and other claim reserves						42,311,850
0699999. Total amounts withheld						0
0799999. Total claims unpaid						57,203,566
.....						
.....						
.....						
.....						
.....						
.....						
.....						
.....						
.....						
.....						
.....						
.....						
.....						
.....						
.....						
.....						
.....						
.....						
.....						
.....						
.....						
.....						
.....						
0899999 Accrued medical incentive pool and bonus amounts						873,932

**EXHIBIT 5 - AMOUNTS DUE FROM PARENT, SUBSIDIARIES AND AFFILIATES**

1 Name of Affiliate	2 1 - 30 Days	3 31 - 60 Days	4 61 - 90 Days	5 Over 90 Days	6 Nonadmitted	Admitted	
						7 Current	8 Non-Current
Aetna Medicaid Administrators, LLC	4,670,997	0	0	0	0	4,670,997	0
0199999. Individually listed receivables	4,670,997	0	0	0	0	4,670,997	0
0299999. Receivables not individually listed	0	0	0	0	0	0	0
0399999 Total gross amounts receivable	4,670,997	0	0	0	0	4,670,997	0

**EXHIBIT 6 - AMOUNTS DUE TO PARENT, SUBSIDIARIES AND AFFILIATES**

1 Affiliate	2 Description	3 Amount	4 Current	5 Non-Current
Aetna Health Management, LLC	See Notes to the Financial Statements	271,040	271,040	0
0199999. Individually listed payables		271,040	271,040	0
0299999. Payables not individually listed		0	0	0
		271,040	271,040	0

ANNUAL STATEMENT FOR THE YEAR 2019 OF THE Aetna Better Health Inc. (a New Jersey corporation)  
**EXHIBIT 7 PART 1- SUMMARY OF TRANSACTIONS WITH PROVIDERS**

Payment Method	1 Direct Medical Expense Payment	2 Column 1 as a % of Total Payments	3 Total Members Covered	4 Column 3 as a % of Total Members	5 Column 1 Expenses Paid to Affiliated Providers	6 Column 1 Expenses Paid to Non-Affiliated Providers
<b>Capitation Payments:</b>						
1. Medical groups .....	1,430,478	0.4	0	0.0	0	1,430,478
2. Intermediaries .....	0	0.0	0	0.0	0	0
3. All other providers .....	0	0.0	65,834	100.0	0	0
4. Total capitation payments .....	1,430,478	0.4	65,834	100.0	0	1,430,478
<b>Other Payments:</b>						
5. Fee-for-service .....	50,236,717	13.0	XXX	XXX	0	50,236,717
6. Contractual fee payments .....	291,205,887	75.4	XXX	XXX	0	291,205,887
7. Bonus/withhold arrangements - fee-for-service .....	0	0.0	XXX	XXX	0	0
8. Bonus/withhold arrangements - contractual fee payments .....	1,631,019	0.4	XXX	XXX	0	1,631,019
9. Non-contingent salaries .....	0	0.0	XXX	XXX	0	0
10. Aggregate cost arrangements .....	0	0.0	XXX	XXX	0	0
11. All other payments .....	41,624,906	10.8	XXX	XXX	41,624,906	0
12. Total other payments .....	384,698,529	99.6	XXX	XXX	41,624,906	343,073,623
13. TOTAL (Line 4 plus Line 12)	386,129,007	100%	XXX	XXX	41,624,906	344,504,101

**EXHIBIT 7 - PART 2 - SUMMARY OF TRANSACTIONS WITH INTERMEDIARIES**

1 NAIC Code	2 Name of Intermediary	3 Capitation Paid	4 Average Monthly Capitation	5 Intermediary's Total Adjusted Capital	6 Intermediary's Authorized Control Level RBC
<b>NONE</b>					
9999999 Totals			XXX	XXX	XXX



Exhibit 8 - Furniture and Equipment Owned

**N O N E**



ANNUAL STATEMENT FOR THE YEAR 2019 OF THE Aetna Better Health Inc. (a New Jersey corporation)

**EXHIBIT OF PREMIUMS, ENROLLMENT AND UTILIZATION (a)**

REPORT FOR: 1. CORPORATION

Aetna Better Health Inc. (a New Jersey corporation)

2. Princeton, NJ

NAIC Group Code	0001	BUSINESS IN THE STATE OF		DURING THE YEAR							(LOCATION)	
		New Jersey		2019							NAIC Company Code	
		1	Comprehensive (Hospital & Medical)		4	5	6	7	8	9	10	
	Total	2	3	Medicare Supplement	Vision Only	Dental Only	Federal Employees Health Benefit Plan	Title XVIII Medicare	Title XIX Medicaid	Other		
<b>Total Members at end of:</b>												
1. Prior Year	58,386	0	0	0	0	0	0	0	58,386	0		
2. First Quarter	63,465	0	0	0	0	0	0	0	63,465	0		
3. Second Quarter	60,478	0	0	0	0	0	0	0	60,478	0		
4. Third Quarter	64,825	0	0	0	0	0	0	0	64,825	0		
5. Current Year	65,834	0	0	0	0	0	0	0	65,834	0		
6. Current Year Member Months	767,050	0	0	0	0	0	0	0	767,050	0		
<b>Total Member Ambulatory Encounters for Year:</b>												
7. Physician	418,114	0	0	0	0	0	0	0	418,114	0		
8. Non-Physician	729,608	0	0	0	0	0	0	0	729,608	0		
9. Total	1,147,722	0	0	0	0	0	0	0	1,147,722	0		
10. Hospital Patient Days Incurred	714,029	0	0	0	0	0	0	0	714,029	0		
11. Number of Inpatient Admissions	31,530	0	0	0	0	0	0	0	31,530	0		
12. Health Premiums Written (b)	460,394,513	0	0	0	0	0	0	0	460,394,513	0		
13. Life Premiums Direct	0	0	0	0	0	0	0	0	0	0		
14. Property/Casualty Premiums Written	0	0	0	0	0	0	0	0	0	0		
15. Health Premiums Earned	459,902,291	0	0	0	0	0	0	0	459,902,291	0		
16. Property/Casualty Premiums Earned	0	0	0	0	0	0	0	0	0	0		
17. Amount Paid for Provision of Health Care Services	386,129,007	0	0	0	0	0	0	0	386,129,007	0		
18. Amount Incurred for Provision of Health Care Services	397,098,291	0	0	0	0	0	0	0	397,098,291	0		

(a) For health business: number of persons insured under PPO managed care products .....0 and number of persons insured under indemnity only products .....0 .

(b) For health premiums written: amount of Medicare Title XVIII exempt from state taxes or fees \$ .....0

30 NJ



ANNUAL STATEMENT FOR THE YEAR 2019 OF THE Aetna Better Health Inc. (a New Jersey corporation)

**EXHIBIT OF PREMIUMS, ENROLLMENT AND UTILIZATION (a)**

REPORT FOR: 1. CORPORATION

Aetna Better Health Inc. (a New Jersey corporation)

2. Princeton, NJ

NAIC Group Code	0001	BUSINESS IN THE STATE OF	(LOCATION)									
			Grand Total		DURING THE YEAR				2019		NAIC Company Code	15611
			1	Comprehensive (Hospital & Medical)		4	5	6	7	8	9	10
Total	2	3	Medicare Supplement	Vision Only	Dental Only	Federal Employees Health Benefit Plan	Title XVIII Medicare	Title XIX Medicaid	Other			
<b>Total Members at end of:</b>												
1. Prior Year	58,386	0	0	0	0	0	0	0	58,386	0		
2. First Quarter	63,465	0	0	0	0	0	0	0	63,465	0		
3. Second Quarter	60,478	0	0	0	0	0	0	0	60,478	0		
4. Third Quarter	64,825	0	0	0	0	0	0	0	64,825	0		
5. Current Year	65,834	0	0	0	0	0	0	0	65,834	0		
6. Current Year Member Months	767,050	0	0	0	0	0	0	0	767,050	0		
<b>Total Member Ambulatory Encounters for Year:</b>												
7. Physician	418,114	0	0	0	0	0	0	0	418,114	0		
8. Non-Physician	729,608	0	0	0	0	0	0	0	729,608	0		
9. Total	1,147,722	0	0	0	0	0	0	0	1,147,722	0		
10. Hospital Patient Days Incurred	714,029	0	0	0	0	0	0	0	714,029	0		
11. Number of Inpatient Admissions	31,530	0	0	0	0	0	0	0	31,530	0		
12. Health Premiums Written (b)	460,394,513	0	0	0	0	0	0	0	460,394,513	0		
13. Life Premiums Direct	0	0	0	0	0	0	0	0	0	0		
14. Property/Casualty Premiums Written	0	0	0	0	0	0	0	0	0	0		
15. Health Premiums Earned	459,902,291	0	0	0	0	0	0	0	459,902,291	0		
16. Property/Casualty Premiums Earned	0	0	0	0	0	0	0	0	0	0		
17. Amount Paid for Provision of Health Care Services	386,129,007	0	0	0	0	0	0	0	386,129,007	0		
18. Amount Incurred for Provision of Health Care Services	397,098,291	0	0	0	0	0	0	0	397,098,291	0		

(a) For health business: number of persons insured under PPO managed care products .....0 and number of persons insured under indemnity only products .....0 .

(b) For health premiums written: amount of Medicare Title XVIII exempt from state taxes or fees \$ .....0

30.GT

Schedule S - Part 1 - Section 2

**NONE**

Schedule S - Part 2

**NONE**

ANNUAL STATEMENT FOR THE YEAR 2019 OF THE Aetna Better Health Inc. (a New Jersey corporation)

**SCHEDULE S - PART 3 - SECTION 2**

Reinsurance Ceded Accident and Health Insurance Listed by Reinsuring Company as of December 31, Current Year

1 NAIC Company Code	2 ID Number	3 Effective Date	4 Name of Company	5 Domi- ciliary Juris- diction	6 Type of Reinsurance Ceded	7 Type of Business Ceded	8 Premiums	9 Unearned Premiums (Estimated)	10 Reserve Credit Taken Other than for Unearned Premiums	Outstanding Surplus Relief		13 Modified Coinsurance Reserve	14 Funds Withheld Under Coinsurance
										11 Current Year	12 Prior Year		
0399999. Total General Account - Authorized U.S. Affiliates							0	0	0	0	0	0	0
0699999. Total General Account - Authorized Non-U.S. Affiliates							0	0	0	0	0	0	0
0799999. Total General Account - Authorized Affiliates							0	0	0	0	0	0	0
64890	91-6034263	03/01/2015	BERKLEY LIFE & HLTH INS CO	NJ	Health - Specific Stop Loss - Hospital - Individual	MC	554,967	0	0	0	0	0	0
0899999. General Account - Authorized U.S. Non-Affiliates							554,967	0	0	0	0	0	0
1099999. Total General Account - Authorized Non-Affiliates							554,967	0	0	0	0	0	0
1199999. Total General Account Authorized							554,967	0	0	0	0	0	0
1499999. Total General Account - Unauthorized U.S. Affiliates							0	0	0	0	0	0	0
1799999. Total General Account - Unauthorized Non-U.S. Affiliates							0	0	0	0	0	0	0
1899999. Total General Account - Unauthorized Affiliates							0	0	0	0	0	0	0
2199999. Total General Account - Unauthorized Non-Affiliates							0	0	0	0	0	0	0
2299999. Total General Account Unauthorized							0	0	0	0	0	0	0
2599999. Total General Account - Certified U.S. Affiliates							0	0	0	0	0	0	0
2899999. Total General Account - Certified Non-U.S. Affiliates							0	0	0	0	0	0	0
2999999. Total General Account - Certified Affiliates							0	0	0	0	0	0	0
3299999. Total General Account - Certified Non-Affiliates							0	0	0	0	0	0	0
3399999. Total General Account Certified							0	0	0	0	0	0	0
3499999. Total General Account Authorized, Unauthorized and Certified							554,967	0	0	0	0	0	0
3799999. Total Separate Accounts - Authorized U.S. Affiliates							0	0	0	0	0	0	0
4099999. Total Separate Accounts - Authorized Non-U.S. Affiliates							0	0	0	0	0	0	0
4199999. Total Separate Accounts - Authorized Affiliates							0	0	0	0	0	0	0
4499999. Total Separate Accounts - Authorized Non-Affiliates							0	0	0	0	0	0	0
4599999. Total Separate Accounts Authorized							0	0	0	0	0	0	0
4899999. Total Separate Accounts - Unauthorized U.S. Affiliates							0	0	0	0	0	0	0
5199999. Total Separate Accounts - Unauthorized Non-U.S. Affiliates							0	0	0	0	0	0	0
5299999. Total Separate Accounts - Unauthorized Affiliates							0	0	0	0	0	0	0
5599999. Total Separate Accounts - Unauthorized Non-Affiliates							0	0	0	0	0	0	0
5699999. Total Separate Accounts Unauthorized							0	0	0	0	0	0	0
5999999. Total Separate Accounts - Certified U.S. Affiliates							0	0	0	0	0	0	0
6299999. Total Separate Accounts - Certified Non-U.S. Affiliates							0	0	0	0	0	0	0
6399999. Total Separate Accounts - Certified Affiliates							0	0	0	0	0	0	0
6699999. Total Separate Accounts - Certified Non-Affiliates							0	0	0	0	0	0	0
6799999. Total Separate Accounts Certified							0	0	0	0	0	0	0
6899999. Total Separate Accounts Authorized, Unauthorized and Certified							0	0	0	0	0	0	0
6999999. Total U.S. (Sum of 0399999, 0899999, 1499999, 1999999, 2599999, 3099999, 3799999, 4299999, 4899999, 5399999, 5999999 and 6499999)							554,967	0	0	0	0	0	0
7099999. Total Non-U.S. (Sum of 0699999, 0999999, 1799999, 2099999, 2899999, 3199999, 4099999, 4399999, 5199999, 5499999, 6299999 and 6599999)							0	0	0	0	0	0	0
9999999 - Totals							554,967	0	0	0	0	0	0

Schedule S - Part 4

**NONE**

Schedule S - Part 4 - Bank Footnote

**NONE**

Schedule S - Part 5

**NONE**

Schedule S - Part 5 - Bank Footnote

**NONE**

**SCHEDULE S - PART 6**

Five Year Exhibit of Reinsurance Ceded Business (\$000 Omitted)

	1 2019	2 2018	3 2017	4 2016	5 2015
<b>A. OPERATIONS ITEMS</b>					
1. Premiums .....	0	0	0	0	0
2. Title XVIII - Medicare .....	0	0	0	0	0
3. Title XIX - Medicaid .....	555	455	332	234	100
4. Commissions and reinsurance expense allowance .....	0	0	0	0	0
5. Total hospital and medical expenses .....	0	0	0	0	0
<b>B. BALANCE SHEET ITEMS</b>					
6. Premiums receivable .....	0	0	0	0	0
7. Claims payable .....	0	27	0	0	0
8. Reinsurance recoverable on paid losses .....	0	0	0	0	0
9. Experience rating refunds due or unpaid .....	0	0	0	0	0
10. Commissions and reinsurance expense allowances due .....	0	0	0	0	0
11. Unauthorized reinsurance offset .....	0	0	0	0	0
12. Offset for reinsurance with Certified Reinsurers .....	0	0	0	0	0
<b>C. UNAUTHORIZED REINSURANCE (DEPOSITS BY AND FUNDS WITHHELD FROM)</b>					
13. Funds deposited by and withheld from (F) .....	0	0	0	0	0
14. Letters of credit (L) .....	0	0	0	0	0
15. Trust agreements (T) .....	0	0	0	0	0
16. Other (O) .....	0	0	0	0	0
<b>D. REINSURANCE WITH CERTIFIED REINSURERS (DEPOSITS BY AND FUNDS WITHHELD FROM)</b>					
17. Multiple Beneficiary Trust .....	0	0	0	0	0
18. Funds deposited by and withheld from (F) .....	0	0	0	0	0
19. Letters of credit (L) .....	0	0	0	0	0
20. Trust agreements (T) .....	0	0	0	0	0
21. Other (O) .....	0	0	0	0	0

**SCHEDULE S - PART 7**

Restatement of Balance Sheet to Identify Net Credit For Ceded Reinsurance

	1 As Reported (net of ceded)	2 Restatement Adjustments	3 Restated (gross of ceded)
<b>ASSETS (Page 2, Col. 3)</b>			
1. Cash and invested assets (Line 12) .....	132,210,640	0	132,210,640
2. Accident and health premiums due and unpaid (Line 15) .....	6,902,754	0	6,902,754
3. Amounts recoverable from reinsurers (Line 16.1) .....	0	0	0
4. Net credit for ceded reinsurance .....	XXX	0	0
5. All other admitted assets (Balance) .....	7,823,615	0	7,823,615
6. Total assets (Line 28)	146,937,009	0	146,937,009
<b>LIABILITIES, CAPITAL AND SURPLUS (Page 3)</b>			
7. Claims unpaid (Line 1) .....	57,203,566	0	57,203,566
8. Accrued medical incentive pool and bonus payments (Line 2) .....	873,932	0	873,932
9. Premiums received in advance (Line 8) .....	0	0	0
10. Funds held under reinsurance treaties with authorized and unauthorized reinsurers (Line 19 first inset amount plus second inset amount) .....	0	0	0
11. Reinsurance in unauthorized companies (Line 20 minus inset amount) .....	0	0	0
12. Reinsurance with Certified Reinsurers (Line 20 inset amount) .....	0	0	0
13. Funds held under reinsurance treaties with Certified Reinsurers (Line 19 third inset amount) .....	0	0	0
14. All other liabilities (Balance) .....	24,104,396	0	24,104,396
15. Total liabilities (Line 24) .....	82,181,894	0	82,181,894
16. Total capital and surplus (Line 33) .....	64,755,115	XXX	64,755,115
17. Total liabilities, capital and surplus (Line 34)	146,937,009	0	146,937,009
<b>NET CREDIT FOR CEDED REINSURANCE</b>			
18. Claims unpaid .....	0		
19. Accrued medical incentive pool .....	0		
20. Premiums received in advance .....	0		
21. Reinsurance recoverable on paid losses .....	0		
22. Other ceded reinsurance recoverables .....	0		
23. Total ceded reinsurance recoverables .....	0		
24. Premiums receivable .....	0		
25. Funds held under reinsurance treaties with authorized and unauthorized reinsurers .....	0		
26. Unauthorized reinsurance .....	0		
27. Reinsurance with Certified Reinsurers .....	0		
28. Funds held under reinsurance treaties with Certified Reinsurers .....	0		
29. Other ceded reinsurance payables/offsets .....	0		
30. Total ceded reinsurance payables/offsets .....	0		
31. Total net credit for ceded reinsurance	0		



**SCHEDULE T - PART 2  
INTERSTATE COMPACT - EXHIBIT OF PREMIUMS WRITTEN**

Allocated by States and Territories

States, Etc.	Direct Business Only					Totals
	1 Life (Group and Individual)	2 Annuities (Group and Individual)	3 Disability Income (Group and Individual)	4 Long-Term Care (Group and Individual)	5 Deposit-Type Contracts	
1. Alabama	AL					
2. Alaska	AK					
3. Arizona	AZ					
4. Arkansas	AR					
5. California	CA					
6. Colorado	CO					
7. Connecticut	CT					
8. Delaware	DE					
9. District of Columbia	DC					
10. Florida	FL					
11. Georgia	GA					
12. Hawaii	HI					
13. Idaho	ID					
14. Illinois	IL					
15. Indiana	IN					
16. Iowa	IA					
17. Kansas	KS					
18. Kentucky	KY					
19. Louisiana	LA					
20. Maine	ME					
21. Maryland	MD					
22. Massachusetts	MA					
23. Michigan	MI					
24. Minnesota	MN					
25. Mississippi	MS					
26. Missouri	MO					
27. Montana	MT					
28. Nebraska	NE					
29. Nevada	NV					
30. New Hampshire	NH					
31. New Jersey	NJ					
32. New Mexico	NM					
33. New York	NY					
34. North Carolina	NC					
35. North Dakota	ND					
36. Ohio	OH					
37. Oklahoma	OK					
38. Oregon	OR					
39. Pennsylvania	PA					
40. Rhode Island	RI					
41. South Carolina	SC					
42. South Dakota	SD					
43. Tennessee	TN					
44. Texas	TX					
45. Utah	UT					
46. Vermont	VT					
47. Virginia	VA					
48. Washington	WA					
49. West Virginia	WV					
50. Wisconsin	WI					
51. Wyoming	WY					
52. American Samoa	AS					
53. Guam	GU					
54. Puerto Rico	PR					
55. U.S. Virgin Islands	VI					
56. Northern Mariana Islands	MP					
57. Canada	CAN					
58. Aggregate Other Alien	OT					
59. Total						

**NONE**

ANNUAL STATEMENT FOR THE YEAR 2019 OF THE Aetna Better Health Inc. (a New Jersey corporation)

**SCHEDULE Y**  
**PART 1A - DETAIL OF INSURANCE HOLDING COMPANY SYSTEM**

1	2	3	4	5	6	7	8	9	10	11	12	13	14	15	16
Group Code	Group Name	NAIC Company Code	ID Number	Federal RSSD	CIK	Name of Securities Exchange if Publicly Traded (U.S. or International)	Names of Parent, Subsidiaries Or Affiliates	Domiciliary Location	Relationship to Reporting Entity	Directly Controlled by (Name of Entity/Person)	Type of Control (Ownership, Board, Management, Attorney-in-Fact, Influence, Other)	If Control is Ownership Provide Percentage	Ultimate Controlling Entity(ies)/Person(s)	Is an SCA Filing Required? (Y/N)	*
.0001	CVS HEALTH GROUP		05-0494040		0000064803	NYSE	CVS Health Corporation	DE	UIP	Board of Directors	Board of Directors	100.000	CVS Health Corporation	.N	.0
.0001	CVS HEALTH GROUP	63444	06-1566092				Accendo Insurance Company	UT	IA	Part D Holding Company, L.L.C.	Ownership	100.000	CVS Health Corporation	.N	.0
.0001	CVS HEALTH GROUP	.12575	20-2833904				SilverScript Insurance Company	TN	IA	Part D Holding Company, L.L.C.	Ownership	100.000	CVS Health Corporation	.N	.0
.0001	CVS HEALTH GROUP	.00000	05-0340626				CVS Pharmacy, Inc	RI	UIP	CVS Health Corporation	Ownership	100.000	CVS Health Corporation	.N	.0
.0001	CVS HEALTH GROUP	.00000	20-8404182				Caremark, Rx, L.L.C.	DE	NIA	CVS Pharmacy, Inc	Ownership	100.000	CVS Health Corporation	.N	.0
.0001	CVS HEALTH GROUP	.00000	61-1715010				Part D Holding Company, L.L.C.	DE	NIA	Caremark, Rx, L.L.C.	Ownership	100.000	CVS Health Corporation	.N	.0
.0001	CVS HEALTH GROUP	.00000	33-1113587				CVS Caremark Part D Services, L.L.C.	DE	NIA	Caremark, Rx, L.L.C.	Ownership	100.000	CVS Health Corporation	.N	.0
.0001	CVS HEALTH GROUP	.00000	87-0548860				RxAmerica, L.L.C.	DE	NIA	Caremark, Rx, L.L.C.	Ownership	100.000	CVS Health Corporation	.N	.0
.0001	CVS HEALTH GROUP	.00000	11-2580136				Caremark Ulysses Holding Corporation	NY	NIA	Caremark, Rx, L.L.C.	Ownership	100.000	CVS Health Corporation	.N	.0
.0001	CVS HEALTH GROUP	.00000	87-0804047				MemberHealth L.L.C.	DE	NIA	Caremark Ulysses Holding Corporation	Ownership	100.000	CVS Health Corporation	.N	.0
.0001	CVS HEALTH GROUP	.00000	05-0500188				CVS Caremark Indemnity, Ltd.	BMJ	IA	CVS Foreign, Inc.	Ownership	100.000	CVS Health Corporation	.N	.0
.0001	CVS HEALTH GROUP	.00000	27-1298765				UAC Holding, Inc	DE	NIA	Caremark Ulysses Holding Corporation	Ownership	100.000	CVS Health Corporation	.N	.0
.0001	CVS HEALTH GROUP	.00000	05-0497953				CVS Foreign, Inc.	NY	NIA	CVS Health Corporation	Ownership	100.000	CVS Health Corporation	.N	.0
.0001	CVS HEALTH GROUP	.00000	23-2229683	3060706	0001122304		Aetna Inc.	PA	UIP	CVS Pharmacy, Inc	Ownership	100.000	CVS Health Corporation	.N	.0
.0001	CVS HEALTH GROUP	.00000	30-0123754	0	0		Aetna Health Holdings, LLC	DE	UDP	Aetna Inc.	Ownership	100.000	CVS Health Corporation	.N	.0
.0001	CVS HEALTH GROUP	.00000	95-3402799	0	0		Aetna Health of California Inc.	CA	IA	Aetna Health Holdings, LLC	Ownership	100.000	CVS Health Corporation	.N	.0
.0001	CVS HEALTH GROUP	.95935	23-2442048	0	0		Aetna Health Inc.	CT	IA	Aetna Health Holdings, LLC	Ownership	100.000	CVS Health Corporation	.N	.0
.0001	CVS HEALTH GROUP	.95088	59-2411584	0	0		Aetna Health Inc.	FL	IA	Aetna Health Holdings, LLC	Ownership	100.000	CVS Health Corporation	.N	.0
.0001	CVS HEALTH GROUP	.95094	58-1649568	0	0		Aetna Health Inc.	GA	IA	Aetna Health Holdings, LLC	Ownership	100.000	CVS Health Corporation	.N	.0
.0001	CVS HEALTH GROUP	.95517	01-0504252	0	0		Aetna Health Inc.	ME	IA	Aetna Health Holdings, LLC	Ownership	100.000	CVS Health Corporation	.N	.0
.0001	CVS HEALTH GROUP	.95756	23-2861565	0	0		Aetna Health of Michigan Inc.	MI	IA	Aetna Health Holdings, LLC	Ownership	100.000	CVS Health Corporation	.N	.0
.0001	CVS HEALTH GROUP	.95287	52-1270921	0	0		Aetna Health Inc.	NJ	IA	Aetna Health Holdings, LLC	Ownership	100.000	CVS Health Corporation	.N	.0
.0001	CVS HEALTH GROUP	.95234	22-2663623	0	0		Aetna Health Inc.	NY	IA	Aetna Health Holdings, LLC	Ownership	100.000	CVS Health Corporation	.N	.0
.0001	CVS HEALTH GROUP	.14408	45-2634734	0	0		Aetna Better Health Inc.	NY	IA	Aetna Health Inc. (NY)	Ownership	100.000	CVS Health Corporation	.N	.0
.0001	CVS HEALTH GROUP	.95490	76-0189680	0	0		Aetna Health Inc.	TX	IA	Aetna Health Holdings, LLC	Ownership	100.000	CVS Health Corporation	.N	.0
.0001	CVS HEALTH GROUP	.95040	74-1844335	0	0		Aetna Better Health of Texas Inc.	TX	IA	Aetna Health Holdings, LLC	Ownership	100.000	CVS Health Corporation	.N	.0
.0001	CVS HEALTH GROUP	.12328	20-2207534	0	0		Aetna Better Health Inc.	GA	IA	Aetna Health Holdings, LLC	Ownership	100.000	CVS Health Corporation	.N	.0
.0001	CVS HEALTH GROUP	.00000	06-1160812	0	0		Aetna Dental of California Inc.	CA	IA	Aetna Health Holdings, LLC	Ownership	100.000	CVS Health Corporation	.N	.0
.0001	CVS HEALTH GROUP	.11183	22-2990909	0	0		Aetna Dental Inc.	NJ	IA	Aetna Health Holdings, LLC	Ownership	100.000	CVS Health Corporation	.N	.0
.0001	CVS HEALTH GROUP	.95910	06-1177531	0	0		Aetna Dental Inc.	TX	IA	Aetna Health Holdings, LLC	Ownership	100.000	CVS Health Corporation	.N	.0
.0001	CVS HEALTH GROUP	.00000	30-0123760	0	0		Aetna Rx Home Delivery, LLC	DE	NIA	Aetna Health Holdings, LLC	Ownership	100.000	CVS Health Corporation	.N	.0
.0001	CVS HEALTH GROUP	.00000	13-3670795	0	0		Aetna Health Management, LLC	DE	NIA	Aetna Health Holdings, LLC	Ownership	100.000	CVS Health Corporation	.N	.0
.0001	CVS HEALTH GROUP	.00000	22-3187443	0	0		Aetna Ireland Inc.	DE	NIA	Aetna Health Holdings, LLC	Ownership	100.000	CVS Health Corporation	.N	.0
.0001	CVS HEALTH GROUP	.00000	57-1209768	0	0		Aetna Specialty Pharmacy, LLC	DE	NIA	Aetna Health Holdings, LLC	Ownership	100.000	CVS Health Corporation	.N	.0
.0001	CVS HEALTH GROUP	.00000	20-1274723	0	0		Cofinity, Inc.	DE	NIA	Aetna Health Holdings, LLC	Ownership	100.000	CVS Health Corporation	.N	.0
.0001	CVS HEALTH GROUP	.00000	23-2671370	0	0		@Credentials Inc.	DE	NIA	Aetna Health Holdings, LLC	Ownership	100.000	CVS Health Corporation	.N	.0
.0001	CVS HEALTH GROUP	.00000		0	0		Aetna Services (Thailand) Limited	THA	NIA	Health Care Management Co. Ltd.	Ownership	100.000	CVS Health Corporation	.N	.19
.0001	CVS HEALTH GROUP	.13735	27-0563973	0	0		Aetna Better Health Inc.	PA	IA	Aetna Health Holdings, LLC	Ownership	100.000	CVS Health Corporation	.N	.0
.0001	CVS HEALTH GROUP	.13174	26-2867560	0	0		Aetna Better Health Inc.	CT	IA	Aetna Health Holdings, LLC	Ownership	100.000	CVS Health Corporation	.N	.0
.0001	CVS HEALTH GROUP	.00000	47-5178095	0	0		Aetna Better Health of California Inc.	CA	IA	Aetna Health Holdings, LLC	Ownership	100.000	CVS Health Corporation	.N	.0
.0001	CVS HEALTH GROUP	.14043	27-2512072	0	0		Aetna Better Health Inc.	IL	IA	Aetna Health Holdings, LLC	Ownership	100.000	CVS Health Corporation	.N	.0
.0001	CVS HEALTH GROUP	.15805	47-3850677	0	0		Aetna Health of Ohio Inc.	OH	IA	Aetna Health Holdings, LLC	Ownership	100.000	CVS Health Corporation	.N	.0
.0001	CVS HEALTH GROUP	.15616	80-0629718	0	0		Aetna Better Health, Inc.	LA	IA	Aetna Health Holdings, LLC	Ownership	100.000	CVS Health Corporation	.N	.0
.0001	CVS HEALTH GROUP	.00000	80-0671703	0	0		Aetna Florida Inc.	FL	NIA	Aetna Health Holdings, LLC	Ownership	100.000	CVS Health Corporation	.N	.0
.0001	CVS HEALTH GROUP	.14229	25-2764938	0	0		Aetna Better Health Inc.	OH	IA	Aetna Health Holdings, LLC	Ownership	100.000	CVS Health Corporation	.N	.0
.0001	CVS HEALTH GROUP	.15611	46-3203088	0	0		Aetna Better Health Inc.	NJ	RE	Aetna Health Holdings, LLC	Ownership	100.000	CVS Health Corporation	.N	.0
.0001	CVS HEALTH GROUP	.15919	81-1143850	0	0		Aetna Better Health of Oklahoma Inc.	OK	IA	Aetna Health Holdings, LLC	Ownership	100.000	CVS Health Corporation	.N	.0
.0001	CVS HEALTH GROUP	.00000	04-2708160	0	0		Aetna Student Health Agency Inc.	MA	NIA	Aetna Health Holdings, LLC	Ownership	100.000	CVS Health Corporation	.N	.0
.0001	CVS HEALTH GROUP	.00000	73-1702453	0	0		Delaware Physicians Care, Incorporated	DE	IA	Aetna Health Holdings, LLC	Ownership	100.000	CVS Health Corporation	.N	.0
.0001	CVS HEALTH GROUP	.00000	01-0826783	0	0		Schaller Anderson Medical Administrators, Incorporated	DE	NIA	Aetna Health Holdings, LLC	Ownership	100.000	CVS Health Corporation	.N	.0
.0001	CVS HEALTH GROUP	.00000	86-0842559	0	0		Aetna Medicaid Administrators LLC	AZ	NIA	Aetna Health Holdings, LLC	Ownership	100.000	CVS Health Corporation	.N	.0
.0001	CVS HEALTH GROUP	.00000	45-2944270	0	0		iTriage, LLC	DE	NIA	Aetna Health Holdings, LLC	Ownership	100.000	CVS Health Corporation	.N	.0
.0001	CVS HEALTH GROUP	.00000	16-1471176	0	0		Prodigy Health Group, Inc.	DE	NIA	Aetna Health Holdings, LLC	Ownership	100.000	CVS Health Corporation	.N	.0

ANNUAL STATEMENT FOR THE YEAR 2019 OF THE Aetna Better Health Inc. (a New Jersey corporation)

**SCHEDULE Y**

**PART 1A - DETAIL OF INSURANCE HOLDING COMPANY SYSTEM**

1	2	3	4	5	6	7	8	9	10	11	12	13	14	15	16
Group Code	Group Name	NAIC Company Code	ID Number	Federal RSSD	CIK	Name of Securities Exchange if Publicly Traded (U.S. or International)	Names of Parent, Subsidiaries Or Affiliates	Domi-ciliary Location	Relation-ship to Reporting Entity	Directly Controlled by (Name of Entity/Person)	Type of Control (Ownership, Board, Management, Attorney-in-Fact, Influence, Other)	If Control is Ownership Provide Percentage	Ultimate Controlling Entity(ies)/Person(s)	Is an SCA Filing Re-quired? (Y/N)	*
.0001	CVS HEALTH GROUP	.00000	45-4901541	0	0		Aetna ACO Holdings, Inc.	DE	NIA	Aetna Health Holdings, LLC	Ownership	0.200	CVS Health Corporation	.Y	.3
.0001	CVS HEALTH GROUP	.00000	45-5527797	0	0		Innovation Health Holdings, LLC	DE	NIA	Aetna ACO Holdings, Inc.	Ownership	50.000	CVS Health Corporation	.N	.6
.0001	CVS HEALTH GROUP	.15097	46-0674828	0	0		Innovation Health Insurance Company	VA	IA	Innovation Health Holdings, LLC	Ownership	100.000	CVS Health Corporation	.N	.0
.0001	CVS HEALTH GROUP	.15098	46-0682197	0	0		Innovation Health Plan, Inc.	VA	IA	Innovation Health Insurance Company	Ownership	100.000	CVS Health Corporation	.N	.0
.0001	CVS HEALTH GROUP	.00000	81-3789357	0	0		Texas Health + Aetna Health Insurance Holding Company LLC	TX	NIA	Aetna ACO Holdings, Inc.	Ownership	50.000	CVS Health Corporation	.N	.9
.0001	CVS HEALTH GROUP	.16121	81-4749336	0	0		Texas Health + Aetna Health Insurance Company	TX	IA	Texas Health + Aetna Health Insurance Holding Company LLC	Ownership	100.000	CVS Health Corporation	.N	.0
.0001	CVS HEALTH GROUP	.16132	47-5548221	0	0		Texas Health + Aetna Health Plan Inc.	TX	IA	Company	Ownership	100.000	CVS Health Corporation	.N	.0
.0001	CVS HEALTH GROUP	.95109	23-2169745	0	0		Aetna Health Inc.	PA	IA	Aetna Health Holdings, LLC	Ownership	100.000	CVS Health Corporation	.N	.0
.0001	CVS HEALTH GROUP	.00000	45-4901541	0	0		Aetna ACO Holdings, Inc.	DE	NIA	Aetna Health Inc. (PA)	Ownership	39.500	CVS Health Corporation	.Y	.3
.0001	CVS HEALTH GROUP	.00000	20-0438576	0	0		Niagara Re, Inc.	NY	NIA	Prodigy Health Group, Inc.	Ownership	100.000	CVS Health Corporation	.N	.0
.0001	CVS HEALTH GROUP	.00000	52-2200070	0	0		Performax, Inc.	DE	NIA	Prodigy Health Group, Inc.	Ownership	100.000	CVS Health Corporation	.N	.0
.0001	CVS HEALTH GROUP	.00000	87-0632355	0	0		Scrip World, LLC	UT	NIA	Prodigy Health Group, Inc.	Ownership	100.000	CVS Health Corporation	.N	.0
.0001	CVS HEALTH GROUP	.00000	27-1760756	0	0		Precision Benefit Services, Inc.	DE	NIA	Prodigy Health Group, Inc.	Ownership	100.000	CVS Health Corporation	.N	.0
.0001	CVS HEALTH GROUP	.00000	31-1368946	0	0		American Health Holding, Inc.	OH	NIA	Prodigy Health Group, Inc.	Ownership	100.000	CVS Health Corporation	.N	.0
.0001	CVS HEALTH GROUP	.00000	16-1264154	0	0		Meritain Health, Inc.	NY	NIA	Prodigy Health Group, Inc.	Ownership	100.000	CVS Health Corporation	.N	.0
.0001	CVS HEALTH GROUP	.00000	86-0537707	0	0		Adminco, Inc.	AZ	NIA	Aetna Health Holdings, LLC	Ownership	100.000	CVS Health Corporation	.N	.0
.0001	CVS HEALTH GROUP	.00000	86-0527428	0	0		Administrative Enterprises, Inc.	AZ	NIA	Meritain Health, Inc.	Ownership	100.000	CVS Health Corporation	.N	.0
.0001	CVS HEALTH GROUP	.00000	16-1684061	0	0		U.S. Healthcare Holdings, LLC	OH	NIA	Meritain Health, Inc.	Ownership	100.000	CVS Health Corporation	.N	.0
.0001	CVS HEALTH GROUP	.00000	34-1670299	0	0		Prime Net, Inc.	OH	NIA	Meritain Health, Inc.	Ownership	100.000	CVS Health Corporation	.N	.0
.0001	CVS HEALTH GROUP	.00000	34-1348032	0	0		Professional Risk Management, Inc.	OH	NIA	Meritain Health, Inc.	Ownership	100.000	CVS Health Corporation	.N	.0
.0001	CVS HEALTH GROUP	.68500	62-1181209	0	0		Continental Life Insurance Company of Brentwood, Tennessee	TN	IA	Aetna Inc.	Ownership	100.000	CVS Health Corporation	.N	.0
.0001	CVS HEALTH GROUP	.12321	20-2901054	0	0		American Continental Insurance Company	TN	IA	Continental Life Insurance Company of Brentwood, Tennessee	Ownership	100.000	CVS Health Corporation	.N	.0
.0001	CVS HEALTH GROUP	.60054	06-6033492	0	0		Aetna Life Insurance Company	CT	IA	Aetna Inc.	Ownership	100.000	CVS Health Corporation	.N	.0
.0001	CVS HEALTH GROUP	.00000	45-4901541	0	0		Aetna ACO Holdings, Inc.	DE	NIA	Aetna Life Insurance Company	Ownership	60.300	CVS Health Corporation	.Y	.3
.0001	CVS HEALTH GROUP	.00000	06-1270755	0	0		AHP Holdings, Inc.	CT	NIA	Aetna Life Insurance Company	Ownership	100.000	CVS Health Corporation	.N	.0
.0001	CVS HEALTH GROUP	.36153	06-1286276	0	0		Aetna Insurance Company of Connecticut	CT	IA	AHP Holdings, Inc.	Ownership	100.000	CVS Health Corporation	.N	.0
.0001	CVS HEALTH GROUP	.00000	06-1028469	0	0		AE Fourteen, Incorporated	CT	NIA	AHP Holdings, Inc.	Ownership	100.000	CVS Health Corporation	.N	.0
.0001	CVS HEALTH GROUP	.00000	06-1373153	0	0		Aetna Life Assignment Company	CT	NIA	AHP Holdings, Inc.	Ownership	100.000	CVS Health Corporation	.N	.0
.0001	CVS HEALTH GROUP	.00000	20-3678339	0	0		PE Holdings, LLC	CT	NIA	Aetna Life Insurance Company	Ownership	100.000	CVS Health Corporation	.N	.0
.0001	CVS HEALTH GROUP	.00000	06-1423207	0	0		Aetna Resources L.L.C.	DE	NIA	Aetna Life Insurance Company	Ownership	100.000	CVS Health Corporation	.N	.0
.0001	CVS HEALTH GROUP	.00000	20-3180700	0	0		Canal Place, LLC	DE	NIA	Aetna Life Insurance Company	Ownership	100.000	CVS Health Corporation	.N	.0
.0001	CVS HEALTH GROUP	.00000	20-3180700	0	0		Aetna Ventures, LLC	DE	NIA	Aetna Life Insurance Company	Ownership	100.000	CVS Health Corporation	.N	.0
.0001	CVS HEALTH GROUP	.00000	41-2035961	0	0001552250		Aetna Multi-Strategy 1099 Fund, LLC	DE	NIA	Aetna Life Insurance Company	Ownership	79.250	CVS Health Corporation	.N	.0
.0001	CVS HEALTH GROUP	.00000	26-2030792	0	0		Aetna Financial Holdings, LLC	DE	NIA	Aetna Inc.	Ownership	100.000	CVS Health Corporation	.N	.0
.0001	CVS HEALTH GROUP	.00000	23-2354500	0	0		Aetna Asset Advisors, LLC	DE	NIA	Aetna Financial Holdings, LLC	Ownership	100.000	CVS Health Corporation	.N	.0
.0001	CVS HEALTH GROUP	.00000	38-3704481	0	0		U.S. Healthcare Properties, Inc.	PA	NIA	Aetna Financial Holdings, LLC	Ownership	100.000	CVS Health Corporation	.N	.0
.0001	CVS HEALTH GROUP	.00000	11-3667142	0	0001314522		Aetna Capital Management, LLC	DE	NIA	Aetna Financial Holdings, LLC	Ownership	100.000	CVS Health Corporation	.N	.0
.0001	CVS HEALTH GROUP	.00000	20-0446676	0	0		Aetna Partners Diversified Fund, LLC	DE	NIA	Aetna Capital Management, LLC	Ownership	100.000	CVS Health Corporation	.N	.1
.0001	CVS HEALTH GROUP	.00000	20-0446713	0	0		Aetna Workers' Comp Access, LLC	DE	NIA	Aetna Financial Holdings, LLC	Ownership	100.000	CVS Health Corporation	.N	.0
.0001	CVS HEALTH GROUP	.00000	23-2670015	0	0		Aetna Behavioral Health, LLC	DE	NIA	Aetna Financial Holdings, LLC	Ownership	100.000	CVS Health Corporation	.N	.0
.0001	CVS HEALTH GROUP	.00000	59-3269144	0	0		Managed Care Coordinators, Inc.	DE	NIA	Aetna Financial Holdings, LLC	Ownership	100.000	CVS Health Corporation	.N	.0
.0001	CVS HEALTH GROUP	.00000	61-1193498	0	0		Horizon Behavioral Services, LLC	DE	NIA	Aetna Financial Holdings, LLC	Ownership	100.000	CVS Health Corporation	.N	.0
.0001	CVS HEALTH GROUP	.00000	33-0052273	0	0		Employee Assistance Services, LLC	KY	NIA	Horizon Behavioral Services, LLC	Ownership	100.000	CVS Health Corporation	.N	.0
.0001	CVS HEALTH GROUP	.00000	75-2420973	0	0		Health and Human Resource Center, Inc.	CA	IA	Horizon Behavioral Services, LLC	Ownership	100.000	CVS Health Corporation	.N	.0
.0001	CVS HEALTH GROUP	.00000	36-3681261	0	0		Resources for Living, LLC	TX	NIA	Horizon Behavioral Services, LLC	Ownership	100.000	CVS Health Corporation	.N	.0
.0001	CVS HEALTH GROUP	.00000	22-3178125	0	0		The Vasquez Group Inc.	IL	NIA	Horizon Behavioral Services, LLC	Ownership	100.000	CVS Health Corporation	.N	.0
.0001	CVS HEALTH GROUP	.00000	27-1773021	0	0		Work and Family Benefits, Inc.	NJ	NIA	Horizon Behavioral Services, LLC	Ownership	100.000	CVS Health Corporation	.N	.0
.0001	CVS HEALTH GROUP	.00000	20-5216478	0	0		Aetna Card Solutions, LLC	CT	NIA	Aetna Financial Holdings, LLC	Ownership	100.000	CVS Health Corporation	.N	.0
.0001	CVS HEALTH GROUP	.00000	20-5216478	0	0		PayFlex Holdings, Inc.	DE	NIA	Aetna Financial Holdings, LLC	Ownership	100.000	CVS Health Corporation	.N	.0

41.1

ANNUAL STATEMENT FOR THE YEAR 2019 OF THE Aetna Better Health Inc. (a New Jersey corporation)

**SCHEDULE Y**  
**PART 1A - DETAIL OF INSURANCE HOLDING COMPANY SYSTEM**

1	2	3	4	5	6	7	8	9	10	11	12	13	14	15	16
Group Code	Group Name	NAIC Company Code	ID Number	Federal RSSD	CIK	Name of Securities Exchange if Publicly Traded (U.S. or International)	Names of Parent, Subsidiaries Or Affiliates	Domiciliary Location	Relationship to Reporting Entity	Directly Controlled by (Name of Entity/Person)	Type of Control (Ownership, Board, Management, Attorney-in-Fact, Influence, Other)	If Control is Ownership Provide Percentage	Ultimate Controlling Entity(ies)/Person(s)	Is an SCA Filing Required? (Y/N)	*
0001	CVS HEALTH GROUP	00000	91-1774434	0	0		PayFlex Systems USA, Inc.	NE	NIA	PayFlex Holdings, Inc.	Ownership	100.000	CVS Health Corporation	N	0
0001	CVS HEALTH GROUP	78700	06-0876836	0	0		Aetna Health and Life Insurance Company	CT	IA	Aetna Inc.	Ownership	100.000	CVS Health Corporation	N	0
0001	CVS HEALTH GROUP	72052	23-2710210	0	0		Aetna Health Insurance Company	PA	IA	Aetna Inc.	Ownership	100.000	CVS Health Corporation	N	0
0001	CVS HEALTH GROUP	84450	57-0805126	0	0		Aetna Health Insurance Company of New York	NY	IA	Aetna Inc.	Ownership	100.000	CVS Health Corporation	N	0
0001	CVS HEALTH GROUP	00000	06-1571642	0	0		Aetna International Inc.	CT	NIA	Aetna Inc.	Ownership	100.000	CVS Health Corporation	N	0
0001	CVS HEALTH GROUP	00000	98-0211470	0	0		Aetna Life & Casualty (Bermuda) Ltd.	BMU	IA	Aetna International Inc.	Ownership	100.000	CVS Health Corporation	N	0
0001	CVS HEALTH GROUP	00000		0	0		Aetna Insurance (Singapore) PTE. LTD.	SGP	IA	Aetna International Inc.	Ownership	100.000	CVS Health Corporation	N	0
0001	CVS HEALTH GROUP	00000		0	0		Aetna Global Benefits (Bermuda) Limited	BMU	NIA	Aetna International Inc.	Ownership	100.000	CVS Health Corporation	N	0
0001	CVS HEALTH GROUP	00000		0	0		Goodhealth Worldwide (Global) Limited	BMU	NIA	Aetna Global Benefits (Bermuda) Limited	Ownership	100.000	CVS Health Corporation	N	0
0001	CVS HEALTH GROUP	00000		0	0		Aetna Global Benefits (Europe) Limited	GBR	NIA	Aetna Global Benefits (Bermuda) Limited	Ownership	100.000	CVS Health Corporation	N	0
0001	CVS HEALTH GROUP	00000		0	0		Goodhealth Worldwide (Asia) Limited	HKG	NIA	Aetna Global Benefits (Bermuda) Limited	Ownership	100.000	CVS Health Corporation	N	0
0001	CVS HEALTH GROUP	00000		0	0		Aetna Global Benefits Limited	ARE	NIA	Aetna Global Benefits (Bermuda) Limited	Ownership	100.000	CVS Health Corporation	N	0
0001	CVS HEALTH GROUP	00000		0	0		PT. Aetna Global Benefits Indonesia	IDN	NIA	Aetna Global Benefits (Bermuda) Limited	Ownership	80.000	CVS Health Corporation	N	4
0001	CVS HEALTH GROUP	00000		0	0		Aetna Global Benefits (Middle East) LLC	ARE	NIA	Aetna Global Benefits (Bermuda) Limited	Ownership	49.000	CVS Health Corporation	N	5
0001	CVS HEALTH GROUP	00000		0	0		Aetna Global Benefits (Asia Pacific) Limited								
0001	CVS HEALTH GROUP	00000		0	0		Spinnaker Topco Limited	HKG	NIA	Aetna Global Benefits (Bermuda) Limited	Ownership	100.000	CVS Health Corporation	N	0
0001	CVS HEALTH GROUP	00000		0	0		Spinnaker Bidco Limited	BMU	NIA	Aetna Global Benefits (Bermuda) Limited	Ownership	100.000	CVS Health Corporation	N	0
0001	CVS HEALTH GROUP	00000		0	0		Aetna Holdco (UK) Limited	GBR	NIA	Spinnaker Topco Limited	Ownership	100.000	CVS Health Corporation	N	0
0001	CVS HEALTH GROUP	00000		0	0		PT Aetna Management Consulting	GBR	NIA	Spinnaker Bidco Limited	Ownership	100.000	CVS Health Corporation	N	0
0001	CVS HEALTH GROUP	00000		0	0		Aetna Global Benefits (UK) Limited	IDN	NIA	Aetna International Inc.	Ownership	77.000	CVS Health Corporation	N	13
0001	CVS HEALTH GROUP	00000		0	0		Aetna Insurance Company Limited	GBR	NIA	Aetna Holdco (UK) Limited	Ownership	100.000	CVS Health Corporation	N	0
0001	CVS HEALTH GROUP	00000		0	0			GBR	IA	Aetna Holdco (UK) Limited	Ownership	100.000	CVS Health Corporation	N	0
0001	CVS HEALTH GROUP	00000		0	0		Indian Health Organisation Private Limited			Aetna Global Benefits (Asia Pacific) Limited	Ownership	0.020	CVS Health Corporation	N	2
0001	CVS HEALTH GROUP	00000		0	0		Aetna Health Insurance Company of Europe DAC	IND	NIA	Limited					
0001	CVS HEALTH GROUP	00000		0	0		Aetna (Shanghai) Enterprise Services Co. Ltd.	IRL	IA	Aetna International Inc.	Ownership	100.000	CVS Health Corporation	N	0
0001	CVS HEALTH GROUP	00000		0	0		Aetna (Beijing) Enterprise Management Services Co., Ltd.	CHN	NIA	Aetna International Inc.	Ownership	100.000	CVS Health Corporation	N	0
0001	CVS HEALTH GROUP	00000		0	0		Aetna Global Benefits (Singapore) PTE. LTD.	CHN	NIA	Aetna (Shanghai) Enterprise Services Co. Ltd.	Ownership	100.000	CVS Health Corporation	N	0
0001	CVS HEALTH GROUP	00000		0	0			SGP	NIA	Aetna International Inc.	Ownership	100.000	CVS Health Corporation	N	0
0001	CVS HEALTH GROUP	00000		0	0		Indian Health Organisation Private Limited			Aetna Global Benefits (Singapore) PTE, LTD.	Ownership	99.980	CVS Health Corporation	N	2
0001	CVS HEALTH GROUP	00000	22-2578985	0	0		AUSHC Holdings, Inc.	IND	NIA	Aetna Inc.	Ownership	100.000	CVS Health Corporation	N	0
0001	CVS HEALTH GROUP	00000		0	0		Aetna Global Holdings Limited	CT	NIA	Aetna Inc.	Ownership	100.000	CVS Health Corporation	N	0
0001	CVS HEALTH GROUP	00000		0	0		Aetna Korea Ltd.	GBR	NIA	Aetna International Inc.	Ownership	100.000	CVS Health Corporation	N	0
0001	CVS HEALTH GROUP	00000		0	0		Aetna Insurance (Hong Kong) Limited	KOR	NIA	Aetna Global Holdings Limited	Ownership	100.000	CVS Health Corporation	N	0
0001	CVS HEALTH GROUP	00000	06-1182176	0	0		PHPSNE Parent Corporation	HKG	NIA	Aetna Global Holdings Limited	Ownership	100.000	CVS Health Corporation	N	0
0001	CVS HEALTH GROUP	00000	52-2182411	0	0		Active Health Management, Inc.	DE	NIA	AUSHC Holdings, Inc.	Ownership	55.000	CVS Health Corporation	N	7
0001	CVS HEALTH GROUP	00000	47-0970432	0	0		Health Data & Management Solutions, Inc.	DE	NIA	Aetna Inc.	Ownership	100.000	CVS Health Corporation	N	0
0001	CVS HEALTH GROUP	00000	23-2604867	0	0		Aetna Integrated Informatics, Inc.	DE	NIA	Active Health Management, Inc.	Ownership	100.000	CVS Health Corporation	N	0
0001	CVS HEALTH GROUP	13980	27-2192415	0	0		Health Re, Inc.	PA	NIA	Active Health Management, Inc.	Ownership	100.000	CVS Health Corporation	N	0
0001	CVS HEALTH GROUP	00000	81-0579372	0	0		Phoenix Data Solutions LLC	VT	IA	Aetna Inc.	Ownership	100.000	CVS Health Corporation	N	0
0001	CVS HEALTH GROUP	00000	46-2469464	0	0		Healthagen LLC	DE	NIA	Aetna Inc.	Ownership	100.000	CVS Health Corporation	N	0
0001	CVS HEALTH GROUP	00000	51-0029326	0	0		ASI Wings, LLC	CT	NIA	Aetna Inc.	Ownership	100.000	CVS Health Corporation	N	0
0001	CVS HEALTH GROUP	00000		0	0		Echo Merger Sub, Inc.	DE	NIA	Aetna Inc.	Ownership	100.000	CVS Health Corporation	N	0
0001	CVS HEALTH GROUP	00000		0	0		Aetna Corporate Services, LLC	DE	NIA	Aetna Inc.	Ownership	100.000	CVS Health Corporation	N	0
0001	CVS HEALTH GROUP	81973	75-1296086	0	0		Coventry Health and Life Insurance Company	MO	IA	Aetna Health Holdings, LLC	Ownership	100.000	CVS Health Corporation	N	0
0001	CVS HEALTH GROUP	15761	47-3279217	0	0		Aetna Better Health of Kentucky Insurance Company			Coventry Health and Life Insurance Company	Ownership	100.000	CVS Health Corporation	N	0
0001	CVS HEALTH GROUP	00000	52-1801446	0	0		Group Dental Service, Inc.	KY	IA		Ownership	100.000	CVS Health Corporation	N	0
0001	CVS HEALTH GROUP	95846	52-2056201	0	0		Group Dental Service of Maryland, Inc.	MD	NIA	Aetna Health Holdings, LLC	Ownership	100.000	CVS Health Corporation	N	0
0001	CVS HEALTH GROUP	00000	81-4345344	0	0		Aetna Network Services LLC	MD	IA	Group Dental Service, Inc.	Ownership	100.000	CVS Health Corporation	N	0
0001	CVS HEALTH GROUP	95241	42-1244752	0	0		Aetna Health of Iowa Inc.	CT	NIA	Aetna Health Holdings, LLC	Ownership	100.000	CVS Health Corporation	N	0
0001	CVS HEALTH GROUP	00000		0	0			IA	IA	Aetna Health Holdings, LLC	Ownership	100.000	CVS Health Corporation	N	0

ANNUAL STATEMENT FOR THE YEAR 2019 OF THE Aetna Better Health Inc. (a New Jersey corporation)

**SCHEDULE Y**  
**PART 1A - DETAIL OF INSURANCE HOLDING COMPANY SYSTEM**

1	2	3	4	5	6	7	8	9	10	11	12	13	14	15	16
Group Code	Group Name	NAIC Company Code	ID Number	Federal RSSD	CIK	Name of Securities Exchange if Publicly Traded (U.S. or International)	Names of Parent, Subsidiaries Or Affiliates	Domiciliary Location	Relationship to Reporting Entity	Directly Controlled by (Name of Entity/Person)	Type of Control (Ownership, Board, Management, Attorney-in-Fact, Influence, Other)	If Control is Ownership Provide Percentage	Ultimate Controlling Entity(ies)/Person(s)	Is an SCA Filing Required? (Y/N)	*
0001	CVS HEALTH GROUP	95925	42-1308659	0	0		Coventry Health Care of Nebraska, Inc.	NE	IA	Aetna Health Holdings, LLC	Ownership	100.000	CVS Health Corporation	N	0
0001	CVS HEALTH GROUP	00000	47-2049117	0	0		Aetna Risk Assurance Company of Connecticut Inc.	CT	IA	Aetna Health Holdings, LLC	Ownership	100.000	CVS Health Corporation	N	0
0001	CVS HEALTH GROUP	95173	74-2381406	0	0		Aetna Health Inc.	LA	IA	Aetna Health Holdings, LLC	Ownership	100.000	CVS Health Corporation	N	0
0001	CVS HEALTH GROUP	11102	23-2366731	0	0		HealthAssurance Pennsylvania, Inc.	PA	IA	Aetna Health Holdings, LLC	Ownership	100.000	CVS Health Corporation	N	0
0001	CVS HEALTH GROUP	00000	47-0854096	0	0		Coventry Prescription Management Services, Inc.	NV	NIA	Aetna Health Holdings, LLC	Ownership	100.000	CVS Health Corporation	N	0
0001	CVS HEALTH GROUP	16148	81-3564875	0	0		Aetna Better Health of Nevada Inc.	NV	NIA	Aetna Health Holdings, LLC	Ownership	100.000	CVS Health Corporation	N	0
0001	CVS HEALTH GROUP	96555	54-1576305	0	0		Coventry Health Care of Virginia, Inc.	VA	IA	Aetna Health Holdings, LLC	Ownership	100.000	CVS Health Corporation	N	0
0001	CVS HEALTH GROUP	00000	01-0646056	0	0		Coventry Transplant Network, Inc.	DE	NIA	Aetna Health Holdings, LLC	Ownership	100.000	CVS Health Corporation	N	0
0001	CVS HEALTH GROUP	96377	43-1372307	0	0		Coventry Health Care of Missouri, Inc.	MO	IA	Aetna Health Holdings, LLC	Ownership	100.000	CVS Health Corporation	N	0
0001	CVS HEALTH GROUP	95318	43-1702094	0	0		Aetna Better Health of Missouri LLC	MO	IA	Aetna Health Holdings, LLC	Ownership	100.000	CVS Health Corporation	N	0
0001	CVS HEALTH GROUP	95408	55-0712129	0	0		Coventry Health Care of West Virginia, Inc.	WV	IA	Aetna Health Holdings, LLC	Ownership	100.000	CVS Health Corporation	N	0
0001	CVS HEALTH GROUP	00000	62-1411933	0	0		Coventry HealthCare Management Corporation	DE	NIA	Aetna Health Holdings, LLC	Ownership	100.000	CVS Health Corporation	N	0
0001	CVS HEALTH GROUP	15827	47-4352768	0	0		Aetna HealthAssurance Pennsylvania, Inc.	PA	IA	Aetna Health Holdings, LLC	Ownership	100.000	CVS Health Corporation	N	0
0001	CVS HEALTH GROUP	95489	48-0840330	0	0		Coventry Health Care of Kansas, Inc.	KS	IA	Aetna Health Holdings, LLC	Ownership	100.000	CVS Health Corporation	N	0
0001	CVS HEALTH GROUP	16072	81-3370401	0	0		Aetna Better Health of Kansas Inc.	KS	IA	Aetna Health Holdings, LLC	Ownership	100.000	CVS Health Corporation	N	0
0001	CVS HEALTH GROUP	12193	20-1052897	0	0		Aetna Better Health of Michigan Inc.	MI	IA	Aetna Health Holdings, LLC	Ownership	100.000	CVS Health Corporation	N	0
0001	CVS HEALTH GROUP	95407	87-0345631	0	0		Aetna Health of Utah Inc.	UT	IA	Aetna Health Holdings, LLC	Ownership	100.000	CVS Health Corporation	N	0
0001	CVS HEALTH GROUP	00000	20-4416606	0	0		Aetna Better Health Inc.	TN	NIA	Aetna Health Holdings, LLC	Ownership	100.000	CVS Health Corporation	N	0
0001	CVS HEALTH GROUP	74160	37-1241037	0	0		Coventry Health Care of Illinois, Inc.	IL	IA	Aetna Health Holdings, LLC	Ownership	100.000	CVS Health Corporation	N	0
0001	CVS HEALTH GROUP	00000	20-8070994	0	0		Coventry Health Care National Accounts, Inc.	IL	NIA	Aetna Health Holdings, LLC	Ownership	100.000	CVS Health Corporation	N	0
0001	CVS HEALTH GROUP	00000	20-5185442	0	0		Coventry Health Care National Network, Inc.	DE	NIA	Aetna Health Holdings, LLC	Ownership	100.000	CVS Health Corporation	N	0
0001	CVS HEALTH GROUP	00000	26-1293772	0	0		Coventry Consumer Advantage, Inc.	DE	NIA	Aetna Health Holdings, LLC	Ownership	100.000	CVS Health Corporation	N	0
0001	CVS HEALTH GROUP	00000	20-8376354	0	0		Coventry Health Care Workers Compensation, Inc.	DE	NIA	Aetna Health Holdings, LLC	Ownership	100.000	CVS Health Corporation	N	0
0001	CVS HEALTH GROUP	00000	20-4096903	0	0		First Script Network Service, Inc.	NV	NIA	Coventry Health Care Workers' Compensation, Inc.	Ownership	100.000	CVS Health Corporation	N	0
0001	CVS HEALTH GROUP	00000	06-1095987	0	0		MetraComp, Inc.	CT	NIA	Coventry Health Care Workers' Compensation, Inc.	Ownership	100.000	CVS Health Corporation	N	0
0001	CVS HEALTH GROUP	00000	74-2879984	0	0		Medical Examinations of New York, P.C.	NY	NIA	Coventry Health Care Workers' Compensation, Inc.	Ownership	100.000	CVS Health Corporation	N	8
0001	CVS HEALTH GROUP	00000	62-1266888	0	0		FOCUS Healthcare Management, Inc.	TN	NIA	Coventry Health Care Workers' Compensation, Inc.	Ownership	100.000	CVS Health Corporation	N	0
0001	CVS HEALTH GROUP	00000	87-0443226	0	0		Coventry Rehabilitation Services, Inc.	DE	NIA	Inc.	Ownership	100.000	CVS Health Corporation	N	0
0001	CVS HEALTH GROUP	00000	20-1736437	0	0		First Health Group Corp.	DE	NIA	Aetna Health Holdings, LLC	Ownership	100.000	CVS Health Corporation	N	0
0001	CVS HEALTH GROUP	90328	38-2242132	0	0		First Health Life & Health Insurance Company	TX	IA	First Health Group Corp.	Ownership	100.000	CVS Health Corporation	N	0
0001	CVS HEALTH GROUP	00000	52-1320522	0	0		Claims Administration Corp.	MD	NIA	First Health Group Corp.	Ownership	100.000	CVS Health Corporation	N	0
0001	CVS HEALTH GROUP	00000	20-1130063	0	0		Florida Health Plan Administrators, LLC	FL	NIA	Aetna Health Holdings, LLC	Ownership	100.000	CVS Health Corporation	N	0
0001	CVS HEALTH GROUP	95114	65-0986441	0	0		Aetna Better Health of Florida Inc.	FL	IA	Florida Health Plan Administrators, LLC	Ownership	100.000	CVS Health Corporation	N	0
0001	CVS HEALTH GROUP	95266	65-0453436	0	0		Coventry Health Plan of Florida, Inc.	FL	IA	Florida Health Plan Administrators, LLC	Ownership	100.000	CVS Health Corporation	N	0
0001	CVS HEALTH GROUP	00000	59-3750548	0	0		Carefree Insurance Services, Inc.	FL	NIA	Florida Health Plan Administrators, LLC	Ownership	100.000	CVS Health Corporation	N	0
0001	CVS HEALTH GROUP	00000	36-4391310	0	0		bswift LLC	DE	NIA	Aetna Health Holdings, LLC	Ownership	100.000	CVS Health Corporation	N	0
0001	CVS HEALTH GROUP	00000	Virtual Home Healthcare L.L.C.	0	0		Virtual Home Healthcare L.L.C.	ARE	NIA	Aetna Global Holdings Limited	Ownership	49.000	CVS Health Corporation	N	17
0001	CVS HEALTH GROUP	00000	26-1582982	0	0		MHNet Specialty Services, LLC	MD	NIA	Aetna Health Holdings, LLC	Ownership	100.000	CVS Health Corporation	N	0
0001	CVS HEALTH GROUP	00000	37-1448790	0	0		Mental Health Network of New York IPA, Inc.	NY	NIA	MHNet Specialty Services, LLC	Ownership	100.000	CVS Health Corporation	N	0
0001	CVS HEALTH GROUP	12509	20-2516317	0	0		MHNet Life and Health Insurance Company	TX	IA	MHNet Specialty Services, LLC	Ownership	100.000	CVS Health Corporation	N	0
0001	CVS HEALTH GROUP	00000	72-1106596	0	0		Mental Health Associates, Inc.	LA	NIA	MHNet Specialty Services, LLC	Ownership	100.000	CVS Health Corporation	N	0
0001	CVS HEALTH GROUP	00000	20-4276336	0	0		MHNet of Florida, Inc.	FL	IA	MHNet Specialty Services, LLC	Ownership	100.000	CVS Health Corporation	N	0
0001	CVS HEALTH GROUP	16242	81-5030233	0	0		Aetna Better Health of Washington, Inc.	WA	IA	Aetna Health Holdings, LLC	Ownership	100.000	CVS Health Corporation	N	0

ANNUAL STATEMENT FOR THE YEAR 2019 OF THE Aetna Better Health Inc. (a New Jersey corporation)

**SCHEDULE Y**

**PART 1A - DETAIL OF INSURANCE HOLDING COMPANY SYSTEM**

1	2	3	4	5	6	7	8	9	10	11	12	13	14	15	16
Group Code	Group Name	NAIC Company Code	ID Number	Federal RSSD	CIK	Name of Securities Exchange if Publicly Traded (U.S. or International)	Names of Parent, Subsidiaries Or Affiliates	Domiciliary Location	Relationship to Reporting Entity	Directly Controlled by (Name of Entity/Person)	Type of Control (Ownership, Board, Management, Attorney-in-Fact, Influence, Other)	If Control is Ownership Provide Percentage	Ultimate Controlling Entity(ies)/Person(s)	Is an SCA Filing Required? (Y/N)	*
..0001	CVS HEALTH GROUP	..00000	81-5212760	0	0		Banner Health and Aetna Health Insurance Holding Company LLC	..DE	..NIA	Aetna ACO Holdings, Inc.	Ownership	..51.000	CVS Health Corporation	..N	..10
..0001	CVS HEALTH GROUP	..16058	81-5281115	0	0		Banner Health and Aetna Health Insurance Company	..AZ	..IA	Banner Health and Aetna Health Insurance Holding Company LLC	Ownership	..100.000	CVS Health Corporation	..N	..0
..0001	CVS HEALTH GROUP	..16059	81-5290023	0	0		Banner Health and Aetna Health Plan Inc.	..AZ	..IA	Banner Health and Aetna Health Insurance Company	Ownership	..100.000	CVS Health Corporation	..N	..0
..0001	CVS HEALTH GROUP	..00000	81-5112888	0	0		Allina Health and Aetna Health Insurance Holding Company LLC	..DE	..NIA	Aetna ACO Holdings, Inc.	Ownership	..50.000	CVS Health Corporation	..N	..11
..0001	CVS HEALTH GROUP	..16194	82-2091197	0	0		Allina Health and Aetna Insurance Company	..MN	..IA	Allina Health and Aetna Health Insurance Holding Company LLC	Ownership	..100.000	CVS Health Corporation	..N	..0
..0001	CVS HEALTH GROUP	..00000	82-2171057	0	0		Sutter Health and Aetna Insurance Holding Company LLC	..DE	..NIA	Aetna ACO Holdings, Inc.	Ownership	..50.000	CVS Health Corporation	..N	..12
..0001	CVS HEALTH GROUP	..00000	82-2560624	0	0		Sutter Health and Aetna Administrative Services LLC	..DE	..NIA	Sutter Health and Aetna Insurance Holding Company LLC	Ownership	..100.000	CVS Health Corporation	..N	..0
..0001	CVS HEALTH GROUP	..00000	81-5290023	0	0		Sutter Health and Aetna Insurance Company	..CA	..NIA	Sutter Health and Aetna Insurance Holding Company LLC	Ownership	..100.000	CVS Health Corporation	..N	..0
..0001	CVS HEALTH GROUP	..00000		0	0		Aetna Holdings (Thailand) Limited	..THA	..NIA	Aetna Global Holdings Limited	Ownership	..49.000	CVS Health Corporation	..N	..14
..0001	CVS HEALTH GROUP	..00000		0	0		Aetna Health Insurance (Thailand) Public Company Limited	..THA	..NIA	Aetna Global Holdings Limited	Ownership	..25.000	CVS Health Corporation	..N	..15
..0001	CVS HEALTH GROUP	..00000		0	0		Aetna Health Insurance (Thailand) Public Company Limited	..THA	..NIA	Minor Health Enterprise Co, Ltd.	Ownership	..46.000	CVS Health Corporation	..N	..15
..0001	CVS HEALTH GROUP	..00000		0	0		Aetna Health Insurance (Thailand) Public Company Limited	..THA	..NIA	Health Care Management Co. Ltd.	Ownership	..28.000	CVS Health Corporation	..N	..15
..0001	CVS HEALTH GROUP	..00000		0	0		Health Care Management Co. Ltd.	..THA	..NIA	Aetna Global Holdings Limited	Ownership	..49.000	CVS Health Corporation	..N	..18
..0001	CVS HEALTH GROUP	..00000		0	0		Minor Health Enterprise Co, Ltd.	..THA	..NIA	Aetna Global Holdings Limited	Ownership	..25.000	CVS Health Corporation	..N	..16
..0001	CVS HEALTH GROUP	..00000		0	0		Minor Health Enterprise Co, Ltd.	..THA	..NIA	Aetna Holdings (Thailand) Limited	Ownership	..75.000	CVS Health Corporation	..N	..16
..0001	CVS HEALTH GROUP	..00000		0	0		Health Care Management Co. Ltd.	..THA	..NIA	Aetna Holdings (Thailand) Limited	Ownership	..51.000	CVS Health Corporation	..N	..18
..0001	CVS HEALTH GROUP	..00000		0	0		Aetna Global Benefits (Bahamas) Limited	..BHS	..NIA	Aetna Global Benefits (Bermuda) Limited	Ownership	..100.000	CVS Health Corporation	..N	..0
..0001	CVS HEALTH GROUP	..00000		0	0		Aetna Pharmacy Management Services LLC	..DE	..NIA	Aetna Health Holdings, LLC	Ownership	..100.000	CVS Health Corporation	..N	..0
..0001	CVS HEALTH GROUP	..00000	82-3333789	0	0		Aetna Better Health of North Carolina Inc.	..NC	..IA	Aetna Health Holdings, LLC	Ownership	..100.000	CVS Health Corporation	..N	..0

Asterisk	Explanation
1	Aetna Life Insurance Company own substantially all of the non-managing membership interests of Aetna Partners Diversified Fund LLC.
2	Indian Health Organisation Private Limited is 0.019857% owned by Aetna Global Benefits (Asia Pacific) and 99.980143% owned by Aetna Global Benefits (Singapore) PTE. LTD.
3	Aetna ACO Holdings Inc. is owned by Aetna Life Insurance Company (302 shares); Aetna Health Inc. (PA) (198 shares); and Aetna Health Holdings, LLC (1 share).
4	PT. Aetna Global Benefits Indonesia is also 20% owned by Suhatsyah Rivai, Aetna's Nominee.
5	Aetna Global Benefits (Middle East) LLC is also 51% owned by Euro Gulf LLC, Aetna's Nominee.
6	Innovation Health Holdings LLC. Is also 50% owned by Inova Health System Foundation.
7	PHPSNE Parent Corporation is 55% owned by AUSHC Holdings, Inc. The remaining 45% is owned by thirteen different hospitals (non-affiliates) which are shareholders with varying degrees of ownership.
8	Medical Examinations of New York, P.C. is 100% owned through Aetna's nominees.
9	Texas Health + Aetna Health Insurance Holding Company LLC is also 50% owned by Texas Health Resources.
10	Banner Health and Aetna Health Insurance Holding Company LLC is also 49% owned by Banner Health.
11	Allina Health and Aetna Insurance Holding Company LLC is also 50% owned by Allina Health.
12	Sutter Health and Aetna Insurance Holding Company LLC is also 50% owned by Sutter Health Plan Products Organization, LLC.
13	PT Aetna Management Consulting is also 23% owned by PT Asuransi Central Asia.
14	Aetna Holdings (Thailand) Limited is also 51% owned by Mr. Paiboon Sutantivorakoon plus Aetna Global Benefits (Bermuda) Limited owns 1 share
15	Aetna Health Insurance (Thailand) Public Company Limited is also owned by Aetna Global Benefits (Bermuda) Limited (1 share), Mr. Sansanapongpherchar (1 share), Mr. Jitphasong Itsaraphakded (1 share); Mrs. Suphee Wattana (1 share); and Mr. Buncha Tamphragom (1 share)
16	Minor Health Enterprise Co, Ltd is also (1 share) owned by Aetna Global Benefits (Bermuda) Limited.
17	Virtual Home Health Care L.L.C. is also 51% owned by CBD Commercial Brokers LLC, Aetna's Nominee.

41.4

ANNUAL STATEMENT FOR THE YEAR 2019 OF THE Aetna Better Health Inc. (a New Jersey corporation)

Asterisk	Explanation
18 .....	Health Care Management Co. Ltd. is also (1 share) owned by Aetna Global Benefits (Bermuda) Limited. ....
19 .....	Aetna Services (Thailand) Limited is also (1 share) owned by Aetna Global Benefits (Bermuda) Limited and (1 share) owned by Aetna Global Holdings Limited. ....

ANNUAL STATEMENT FOR THE YEAR 2019 OF THE Aetna Better Health Inc. (a New Jersey corporation)

**SCHEDULE Y**

**PART 2 - SUMMARY OF INSURER'S TRANSACTIONS WITH ANY AFFILIATES**

1	2	3	4	5	6	7	8	9	10	11	12	13
NAIC Company Code	ID Number	Names of Insurers and Parent, Subsidiaries or Affiliates	Shareholder Dividends	Capital Contributions	Purchases, Sales or Exchanges of Loans, Securities, Real Estate, Mortgage Loans or Other Investments	Income/ (Disbursements) Incurred in Connection with Guarantees or Undertakings for the Benefit of any Affiliate(s)	Management Agreements and Service Contracts	Income/ (Disbursements) Incurred Under Reinsurance Agreements	*	Any Other Material Activity Not in the Ordinary Course of the Insurer's Business	Totals	Reinsurance Recoverable/ (Payable) on Losses and/or Reserve Credit Taken/(Liability)
	52-2182411	Active Health Management, Inc.	.0	.0	.0	.0	119,981,756	.0		.0	119,981,756	.0
		Aetna Behavioral Health, LLC	.0	.0	.0	.0	(205,083)	.0		.0	(205,083)	.0
12328	20-2207534	Aetna Better Health Inc. (GA)	.0	5,000,000	.0	.0	(16,721)	.0		.0	4,983,279	.0
13174	26-2867560	Aetna Better Health, Inc. (a Connecticut Corporation)	.0	.0	.0	.0	(10,546)	.0		.0	(10,546)	.0
13735	27-0563973	Aetna Better Health, Inc (PA)	(37,500,000)	.0	.0	.0	(73,066,573)	.0		.0	(110,566,573)	.0
	95-3402799	Aetna Better Health of California Inc.	.0	5,000,000	.0	.0	(9,873,167)	.0		.0	(4,873,167)	.0
15805	47-3850677	Aetna Health of Ohio, Inc.	.0	2,000,000	.0	.0	(7,902)	.0		.0	1,992,098	.0
16072	81-3370401	Aetna Better Health of Kansas Inc	.0	135,000,000	.0	.0	(63,704,744)	.0		.0	71,295,256	.0
15761	47-3279217	Aetna Better Health of Kentucky Insurance Company	.0	.0	(4,924,775)	.0	(79,067,106)	.0		.0	(83,991,881)	.0
12193	20-1052897	Aetna Better Health of Michigan Inc.	(12,500,000)	.0	.0	.0	(30,104,643)	.0		.0	(42,604,643)	.0
95318	43-1702094	Aetna Better Health of Missouri LLC	(4,376,163)	(15,623,837)	.0	.0	735,652	.0		.0	(19,264,348)	.0
16148	81-3564875	Aetna Better Health of Nevada	.0	.0	.0	.0	(464,965)	.0		.0	(464,965)	.0
15919	81-1143850	Aetna Better Health of Oklahoma Inc	.0	.0	.0	.0	(13,204)	.0		.0	(13,204)	.0
95040	74-1844335	Aetna Better Health of Texas Inc.	(16,500,000)	10,000,000	.0	.0	(27,653,228)	.0		.0	(34,153,228)	.0
16242	81-5030233	Aetna Better Health of Washington Inc.	.0	.0	.0	.0	(18,543)	.0		.0	(18,543)	.0
	80-0671703	Aetna Better Health Inc. (FL)	.0	.0	.0	.0	0	.0		.0	0	.0
15616	80-0629718	Aetna Better Health, Inc. (a Louisiana corporation)	.0	.0	.0	.0	(40,234,378)	.0		.0	(40,234,378)	.0
14043	27-2512072	Aetna Better Health Inc. (IL)	(4,500,000)	.0	.0	.0	(28,543,072)	.0		.0	(33,043,072)	.0
15611	46-3203088	Aetna Better Health, Inc (NJ)	.0	.0	.0	.0	(40,118,711)	.0		.0	(40,118,711)	.0
14408	45-2634734	Aetna Better Health Inc. (a New York corporation)	.0	.0	.0	.0	(39,092,533)	.0		.0	(39,092,533)	.0
14229	45-2764938	Aetna Better Health Inc. (an Ohio corporation)	(96,000,000)	.0	.0	.0	(72,272,806)	.0		.0	(168,272,806)	.0
		Aetna Better Health, Inc. (TN)	.0	.0	.0	.0	(16,878)	.0		.0	(16,878)	.0
11183	22-2990909	Aetna Dental Inc. (NJ)	.0	.0	.0	.0	(1,319,808)	.0		.0	(1,319,808)	.0
95910	06-1177531	Aetna Dental Inc. (TX)	(3,000,000)	.0	.0	.0	(6,060,809)	(53,957)		.0	(9,114,766)	.0
	06-1160812	Aetna Dental of California Inc.	(3,000,000)	.0	.0	.0	(2,131,998)	.0		.0	(5,131,998)	.0
78700	06-0876836	Aetna Health and Life Insurance Company	.0	.0	26,358,529	.0	(574,584)	.0		.0	25,783,945	.0
	30-0123754	Aetna Health Holdings, LLC	804,376,163	(251,376,163)	.0	.0	0	.0		.0	553,000,000	.0
95935	23-2442048	Aetna Health Inc. (CT)	.0	.0	.0	.0	(7,015,981)	.0		.0	(7,015,981)	.0
95088	59-2411584	Aetna Health Inc. (FL)	(40,000,000)	.0	.0	.0	(110,178,614)	.0		.0	(150,178,614)	.0
95094	58-1649568	Aetna Health Inc - Georgia	.0	.0	.0	.0	(11,409,112)	.0		.0	(11,409,112)	.0
95241	42-1244752	Aetna Health Inc. (Iowa)	.0	.0	.0	.0	(1,003,943)	.0		.0	(1,003,943)	.0
95517	01-0504252	Aetna Health Inc. (ME)	(5,000,000)	.0	.0	.0	(4,972,809)	.0		.0	(9,972,809)	.0
95756	23-2861565	Aetna Health Inc. (MI)	.0	.0	.0	.0	(5,357)	.0		.0	(5,357)	.0
95287	52-1270921	Aetna Health Inc. (NJ)	(17,000,000)	.0	.0	.0	(37,729,165)	.0		.0	(54,729,165)	.0
95234	22-2663623	Aetna Health Inc. (a New York corporation)	.0	.0	.0	.0	(15,814,501)	.0		.0	(140,814,501)	.0
		Aetna Health Inc. (PA)	(125,000,000)	.0	.0	.0	(211,203,824)	(4,433,310)		.0	(319,303,816)	12,688,059
95109	23-2169745	Aetna Health Inc. (PA)	(95,000,000)	.0	.0	.0	(6,659,689)	.0		.0	(6,659,689)	.0
95935	23-2442048	Aetna Health Inc. (a Connecticut corporation)	.0	.0	.0	.0	.0	.0		.0	.0	.0



ANNUAL STATEMENT FOR THE YEAR 2019 OF THE Aetna Better Health Inc. (a New Jersey corporation)

**SCHEDULE Y**

**PART 2 - SUMMARY OF INSURER'S TRANSACTIONS WITH ANY AFFILIATES**

1	2	3	4	5	6	7	8	9	10	11	12	13
NAIC Company Code	ID Number	Names of Insurers and Parent, Subsidiaries or Affiliates	Shareholder Dividends	Capital Contributions	Purchases, Sales or Exchanges of Loans, Securities, Real Estate, Mortgage Loans or Other Investments	Income/ (Disbursements) Incurred in Connection with Guarantees or Undertakings for the Benefit of any Affiliate(s)	Management Agreements and Service Contracts	Income/ (Disbursements) Incurred Under Reinsurance Agreements	*	Any Other Material Activity Not in the Ordinary Course of the Insurer's Business	Totals	Reinsurance Recoverable/ (Payable) on Losses and/or Reserve Credit Taken/(Liability)
95490	76-0189680	Aetna Health Inc. (TX)	0	20,000,000	0	0	(10,357,047)	(1,713,440)		0	7,929,513	0
95173	74-2381406	Aetna Health Inc. (LA)	0	0	0	0	(4,121,245)	0		0	(4,121,245)	0
95109	23-2169745	Aetna Health Insurance Company (PA)	0	25,000,000	0	0	(312,556)	116,102		0	24,803,546	0
84450	57-0805126	Aetna Health Insurance Company of New York	0	0	0	0	(29,803)	0		0	(29,803)	0
	13-3670795	Aetna Health Management, LLC	0	0	0	0	(2,366,782,840)	0		0	(2,366,782,840)	0
	95-3402799	Aetna Health of California Inc.	(70,000,000)	0	0	0	(87,734,428)	0		0	(157,734,428)	0
15827	47-4352768	Aetna HealthAssurance Pennsylvania Inc.	0	0	0	0	(15,928,492)	0		0	(15,928,492)	0
	23-2229683	Aetna Inc.	1,638,728,729	(50,000,000)	0	0	(592,739)	0		0	1,588,135,990	0
		Aetna Insurance (Singapore) Pte, Ltd	0	0	0	0	0	0		0	0	0
36153	06-1286276	Aetna Insurance Company of Connecticut	0	0	0	0	(69,414)	0		0	(69,414)	0
		Aetna International, Inc.	0	0	0	0	(749,446)	0		0	(749,446)	0
		Aetna Life & Casualty (Bermuda) Ltd	0	0	0	0	(679,467)	0		0	(679,467)	0
60054	06-6033492	Aetna Life Insurance Company	(1,415,000,000)	1,711,959	(940,593)	0	268,624,521	(286,741,153)		0	(1,432,345,266)	1,365,680,573
	86-0842559	Aetna Medicaid Administrators, LLC	0	0	0	0	304,574,534	0		0	304,574,534	0
		AETNA MULTI STRATEGY FUND, LLC	0	0	0	0	0	0		0	0	0
		AETNA PARTNERS DIVERSIFIED FUND (CAYMAN), LIMITED	0	0	0	0	0	0		0	0	0
	81-0579372	Aetna Partners Diversified Fund, LLC	(33,739,668)	0	940,593	0	0	0		0	(32,799,075)	0
		Aetna Resources LLC	0	0	0	0	2,463,333,910	0		0	2,463,333,910	0
	30-0123760	Aetna RX Home Delivery, LLC	0	0	0	0	0	0		0	0	0
	20-3180700	Aetna Ventures, LLC	10,939	(1,711,959)	0	0	0	0		0	(1,701,020)	0
	57-1209768	Aetna Specialty Pharmacy, LLC	0	0	0	0	0	0		0	0	0
		Allina Health and Aetna Insurance Holding Company LLC	0	(23,200,000)	0	0	0	0		0	(23,200,000)	0
16194	82-2091197	Allina Health and Aetna Insurance Company	0	23,200,000	0	0	(2,784,575)	0		0	20,415,425	0
95407	87-0345631	Aetna Health of Utah, Inc.	(3,500,000)	0	0	0	(10,379,664)	0		0	(13,879,664)	0
12321	20-2901054	American Continental Insurance Company	0	5,000,000	0	0	(83,221,167)	0		0	(78,221,167)	0
		American Health Holding, Inc.	0	0	0	0	218,000	0		0	218,000	0
		Banner Health and Aetna Health Insurance Holding Company LLC	0	0	0	0	0	0		0	0	0
16059	81-5290023	Banner Health & Aetna Health Plan, Inc	0	0	0	0	(1,792,127)	1,079,334		0	(712,793)	(6,934,336)
16058	81-5281115	Banner Health & Aetna Health Insurance Co,	0	0	0	0	(45,436,703)	10,790,397		0	(34,646,306)	(25,032,589)
		bswift, LLC	0	0	0	0	33,518,295	0		0	33,518,295	0
74160	37-1241037	Coventry Health Care of Illinois, Inc.	(6,500,000)	0	0	0	(44,191,964)	0		0	(50,691,964)	0
96377	43-1372307	Coventry Health Care of Missouri, Inc.	(30,000,000)	0	0	0	(71,051,131)	0		0	(101,051,131)	0
81973	75-1296086	Coventry Health & Life Insurance Company	(200,000,000)	0	(12,114,853)	0	(145,721,655)	0		0	(357,836,508)	0
68500	62-1181209	Continental Life Insurance Company of Brentwood Tennessee	0	20,000,000	0	0	(151,043,617)	0		0	(131,043,617)	0
95114	65-0986441	Aetna Better Health of Florida Inc	0	18,000,000	0	0	(69,377,768)	0		0	(51,377,768)	0
95925	42-1308659	Coventry Health Care of Nebraska, Inc.	0	0	2,995,704	0	(29,976)	0		0	2,965,728	0
96555	54-1576305	Coventry Health Care of Virginia, Inc.	0	90,000,000	(2,995,704)	0	(137,753,701)	0		0	(50,749,405)	0

42.1

ANNUAL STATEMENT FOR THE YEAR 2019 OF THE Aetna Better Health Inc. (a New Jersey corporation)

**SCHEDULE Y**

**PART 2 - SUMMARY OF INSURER'S TRANSACTIONS WITH ANY AFFILIATES**

1	2	3	4	5	6	7	8	9	10	11	12	13
NAIC Company Code	ID Number	Names of Insurers and Parent, Subsidiaries or Affiliates	Shareholder Dividends	Capital Contributions	Purchases, Sales or Exchanges of Loans, Securities, Real Estate, Mortgage Loans or Other Investments	Income/ (Disbursements) Incurred in Connection with Guarantees or Undertakings for the Benefit of any Affiliate(s)	Management Agreements and Service Contracts	Income/ (Disbursements) Incurred Under Reinsurance Agreements	*	Any Other Material Activity Not in the Ordinary Course of the Insurer's Business	Totals	Reinsurance Recoverable/ (Payable) on Losses and/or Reserve Credit Taken/(Liability)
95408	55-0712129	Coventry Health Care of West Virginia, Inc.	0	0	0	0	(35,333,789)	0		0	(35,333,789)	0
95266	65-0453436	Coventry Health Plan of Florida, Inc.	0	0	0	0	(76,690)	0		0	(76,690)	0
	62-1411933	Coventry HealthCare Management Corporation	0	0	0	0	(2,951)	0		0	(2,951)	0
95489	48-0840330	Coventry Health Care of Kansas, Inc.	0	0	0	0	216,648	0		0	216,648	0
	47-0854096	Coventry Prescription Mgmt Services, Inc	0	0	0	0	0	0		0	0	0
		First Health Group Corp	0	26,900,000	0	0	0	0		0	26,900,000	0
90328	38-2242132	First Health Life & Health Ins Co.	0	(26,900,000)	0	0	534,639,608	0		0	507,739,608	0
		Florida Health Plan Administrator, LLC	0	(18,000,000)	0	0	0	0		0	(18,000,000)	0
95846	52-2056201	Group Dental Services of Maryland, Inc.	0	0	0	0	(796,206)	0		0	(796,206)	0
	33-0052273	Health and Human Resources Center, Inc.	(4,000,000)	0	0	0	441,619	0		0	(3,558,381)	0
13980	27-2192415	Health Re, Inc.	(190,000,000)	0	0	0	(34,025,080)	249,192,055		0	25,166,975	(1,262,284,801)
		Healthagen LLC	0	0	0	0	0	0		0	0	0
11102	23-2366731	HealthAssurance Pennsylvania, Inc.	(31,000,000)	0	0	0	(56,766,154)	0		0	(87,766,154)	0
15097	46-0674828	Innovation Health Insurance Company	0	0	0	0	(19,857,649)	0		0	(19,857,649)	(20,399,367)
15098	46-0682197	Innovation Health Plan, Inc	0	0	0	0	(2,895,046)	3,291,832		0	396,786	(3,538,782)
	26-1582982	MHNet Specialty Services, LLC	0	0	0	0	34,456,740	0		0	34,456,740	0
		PayFlex Systems USA, Inc.	0	0	0	0	25,769,535	0		0	25,769,535	0
		Schaller Anderson of Arizona, L.L.C.	0	0	0	0	387,411,824	0		0	387,411,824	0
		Texas Health + Aetna Health Insurance Holding Company LLC	0	0	0	0	0	0		0	0	0
16132	47-5548221	Texas Health & Aetna Health Plan, Inc	0	0	0	0	(1,324,472)	1,713,440		0	388,968	(2,214,941)
16121	81-4749336	Texas Health & Aetna Health Insurance Co.	0	0	0	0	(4,836,255)	26,758,700		0	21,922,445	(57,963,816)
16558	82-3333789	Aetna Better Health of North Carolina, Inc.	0	0	0	0	(2,264)	0		0	(2,264)	0
		Claims Administration Corp.	0	0	0	0	(24,054,289)	0		0	(24,054,289)	0
	05-0494040	CVS Health Corporation	0	0	0	0	176,687,957	0		0	176,687,957	0
00000	06-1270755	AHP Holdings, Inc.	0	0	0	0	66,768	0		0	66,768	0
12575	20-2833904	SilverScript Insurance Co.	0	0	(652,219)	0	(431,194,877)	(46,883,375)		0	(478,730,471)	93,385,144
00000	33-1113587	CVS Caremark Part D Services, LLC	0	0	0	0	431,194,877	0		0	431,194,877	0
00000	05-0500188	CVS Caremark Indemnity, Ltd.	0	0	0	0	0	35,162,603		0	35,162,603	(70,038,858)
00000	20-8404182	Caremark Rx., L.L.C.	0	0	0	0	0	0		0	0	0
63444	06-1566092	Accendo Insurance Company	0	0	0	0	0	11,720,772		0	11,720,772	(23,346,286)
9999999	Control Totals		0	0	0	0	0	0	XXX	0	0	0

42.2

ANNUAL STATEMENT FOR THE YEAR 2019 OF THE Aetna Better Health Inc. (a New Jersey corporation)  
**SUPPLEMENTAL EXHIBITS AND SCHEDULES INTERROGATORIES**

The following supplemental reports are required to be filed as part of your statement filing unless specifically waived by the domiciliary state. However, in the event that your domiciliary state waives the filing requirement, your response of WAIVED to the specific interrogatory will be accepted in lieu of filing a "NONE" report and a bar code will be printed below. If the supplement is required of your company but is not being filed for whatever reason enter SEE EXPLANATION and provide an explanation following the interrogatory questions.

	Responses
<b>MARCH FILING</b>	
1. Will the Supplemental Compensation Exhibit be filed with the state of domicile by March 1? .....	YES
2. Will an actuarial opinion be filed by March 1? .....	YES
3. Will the confidential Risk-based Capital Report be filed with the NAIC by March 1?.....	YES
4. Will the confidential Risk-based Capital Report be filed with the state of domicile, if required, by March 1?.....	YES
<b>APRIL FILING</b>	
5. Will Management's Discussion and Analysis be filed by April 1? .....	YES
6. Will the Supplemental Investment Risks Interrogatories be filed by April 1? .....	YES
7. Will the Accident and Health Policy Experience Exhibit be filed by April 1? .....	YES
<b>JUNE FILING</b>	
8. Will an audited financial report be filed by June 1? .....	YES
9. Will Accountant's Letter of Qualifications be filed with the state of domicile and electronically with the NAIC by June 1? .....	YES








<b>AUGUST FILING</b>	
10. Will the regulator-only (non-public) Communication of Internal Control Related Matters Noted in Audit be filed with the state of domicile and electronically with the NAIC (as a regulator-only non-public document) by August 1? .....	YES

The following supplemental reports are required to be filed as part of your annual statement filing **if your company is engaged in the type of business covered by the supplement. However, in the event that your company does not transact the type of business for which the special report must be filed, your response of NO to the specific interrogatory will be accepted in lieu of filing a "NONE" report and a bar code will be printed below.** If the supplement is required of your company but is not being filed for whatever reason enter SEE EXPLANATION and provide an explanation following the interrogatory questions.










<b>MARCH FILING</b>	
11. Will the Medicare Supplement Insurance Experience Exhibit be filed with the state of domicile and the NAIC by March 1? .....	NO
12. Will the Supplemental Life data due March 1 be filed with the state of domicile and the NAIC? .....	NO
13. Will Schedule SIS (Stockholder Information Supplement) be filed with the state of domicile by March 1?.....	NO
14. Will the actuarial opinion on participating and non-participating policies as required in Interrogatories 1 and 2 on Exhibit 5 to Life Supplement be filed with the state of domicile and electronically with the NAIC by March 1?.....	NO
15. Will the actuarial opinion on non-guaranteed elements as required in Interrogatory 3 to Exhibit 5 to Life Supplement be filed with the state of domicile and electronically with the NAIC by March 1?.....	NO
16. Will the Medicare Part D Coverage Supplement be filed with the state of domicile and the NAIC by March 1?.....	NO
17. Will an approval from the reporting entity's state of domicile for relief related to the five-year rotation requirement for lead audit partner be filed electronically with the NAIC by March 1? .....	NO
18. Will an approval from the reporting entity's state of domicile for relief related to the one-year cooling off period for independent CPA be filed electronically with the NAIC by March 1? .....	NO
19. Will an approval from the reporting entity's state of domicile for relief related to the Requirements for Audit Committees be filed electronically with the NAIC by March 1?.....	NO
<b>APRIL FILING</b>	
20. Will the Long-Term Care Experience Reporting Forms be filed with the state of domicile and the NAIC by April 1? .....	NO
21. Will the Supplemental Life data due April 1 be filed with the state of domicile and the NAIC? .....	NO
22. Will the Supplemental Health Care Exhibit (Parts 1, 2 and 3) be filed with the state of domicile and the NAIC by April 1? .....	NO
23. Will the regulator only (non-public) Supplemental Health Care Exhibit's Expense Allocation Report be filed with the state of domicile and the NAIC by April 1? .....	NO
24. Will the Life, Health & Annuity Guaranty Association Model Act Assessment Base Reconciliation Exhibit be filed with the state of domicile and the NAIC by April 1? .....	NO
25. Will the Adjustments to the Life, Health & Annuity Guaranty Association Model Act Assessment Base Reconciliation Exhibit (if required) be filed with the state of domicile and the NAIC by April 1? .....	NO

<b>AUGUST FILING</b>	
26. Will Management's Report of Internal Control Over Financial Reporting be filed with the state of domicile by August 1? .....	NO
Explanations:	
11. The data for this supplement is not required to be filed.	
12. The data for this supplement is not required to be filed.	
13. The data for this supplement is not required to be filed.	
14. The data for this supplement is not required to be filed.	
15. The data for this supplement is not required to be filed.	
16. The data for this supplement is not required to be filed.	
17. The data for this supplement is not required to be filed.	
18. The data for this supplement is not required to be filed.	
19. The data for this supplement is not required to be filed.	
20. The data for this supplement is not required to be filed.	
21. The data for this supplement is not required to be filed.	
22. The data for this supplement is not required to be filed.	
23. The data for this supplement is not required to be filed.	
24. The data for this supplement is not required to be filed.	
25. The data for this supplement is not required to be filed.	
26. The Company does not meet the Model Audit Rule (MAR) for filing.	

Bar Codes:

11. Medicare Supplement Insurance Experience Exhibit [Document Identifier 360]	
12. Life Supplement [Document Identifier 205]	
13. SIS Stockholder Information Supplement [Document Identifier 420]	
14. Participating Opinion for Exhibit 5 [Document Identifier 371]	
15. Non-Guaranteed Opinion for Exhibit 5 [Document Identifier 370]	
16. Medicare Part D Coverage Supplement [Document Identifier 365]	
17. Relief from the five-year rotation requirement for lead audit partner [Document Identifier 224]	

# SUPPLEMENTAL EXHIBITS AND SCHEDULES INTERROGATORIES

18. Relief from the one-year cooling off period for independent CPA [Document Identifier 225]	 1 5 6 1 1 2 0 1 9 2 2 5 0 0 0 0 0
19. Relief from the Requirements for Audit Committees [Document Identifier 226]	 1 5 6 1 1 2 0 1 9 2 2 6 0 0 0 0 0
20. Long-Term Care Experience Reporting Forms [Document Identifier 306]	 1 5 6 1 1 2 0 1 9 3 0 6 0 0 0 0 0
21. Life Supplement [Document Identifier 211]	 1 5 6 1 1 2 0 1 9 2 1 1 0 0 0 0 0
22. Supplemental Health Care Exhibit (Parts 1, 2 and 3) [Document Identifier 216]	 1 5 6 1 1 2 0 1 9 2 1 6 0 0 0 0 0
23. Supplemental Health Care Exhibit's Expense Allocation Report [Document Identifier 217]	 1 5 6 1 1 2 0 1 9 2 1 7 0 0 0 0 0
24. Life, Health & Annuity Guaranty Association Model Act Assessment Base Reconciliation Exhibit [Document Identifier 290]	 1 5 6 1 1 2 0 1 9 2 9 0 0 0 0 0 0
25. Adjustments to the Life, Health & Annuity Guaranty Association Model Act Assessment Base Reconciliation Exhibit [Document Identifier 300]	 1 5 6 1 1 2 0 1 9 3 0 0 0 0 0 0 0
26. Management's Report of Internal Control Over Financial Reporting [Document Identifier 223]	 1 5 6 1 1 2 0 1 9 2 2 3 0 0 0 0 0

## ALPHABETICAL INDEX

### ANNUAL STATEMENT BLANK

Analysis of Operations By Lines of Business .....	7
Assets .....	2
Cash Flow .....	6
Exhibit 1 - Enrollment By Product Type for Health Business Only .....	17
Exhibit 2 - Accident and Health Premiums Due and Unpaid .....	18
Exhibit 3 - Health Care Receivables .....	19
Exhibit 3A - Analysis of Health Care Receivables Collected and Accrued .....	20
Exhibit 4 - Claims Unpaid and Incentive Pool, Withhold and Bonus .....	21
Exhibit 5 - Amounts Due From Parent, Subsidiaries and Affiliates .....	22
Exhibit 6 - Amounts Due To Parent, Subsidiaries and Affiliates .....	23
Exhibit 7 - Part 1 - Summary of Transactions With Providers .....	24
Exhibit 7 - Part 2 - Summary of Transactions With Intermediaries .....	24
Exhibit 8 - Furniture, Equipment and Supplies Owned .....	25
Exhibit of Capital Gains (Losses) .....	15
Exhibit of Net Investment Income .....	15
Exhibit of Nonadmitted Assets .....	16
Exhibit of Premiums, Enrollment and Utilization (State Page) .....	30
Five-Year Historical Data .....	29
General Interrogatories .....	27
Jurat Page .....	1
Liabilities, Capital and Surplus .....	3
Notes To Financial Statements .....	26
Overflow Page For Write-ins .....	44
Schedule A - Part 1 .....	E01
Schedule A - Part 2 .....	E02
Schedule A - Part 3 .....	E03
Schedule A - Verification Between Years .....	SI02
Schedule B - Part 1 .....	E04
Schedule B - Part 2 .....	E05
Schedule B - Part 3 .....	E06
Schedule B - Verification Between Years .....	SI02
Schedule BA - Part 1 .....	E07
Schedule BA - Part 2 .....	E08
Schedule BA - Part 3 .....	E09
Schedule BA - Verification Between Years .....	SI03
Schedule D - Part 1 .....	E10
Schedule D - Part 1A - Section 1 .....	SI05
Schedule D - Part 1A - Section 2 .....	SI08
Schedule D - Part 2 - Section 1 .....	E11
Schedule D - Part 2 - Section 2 .....	E12
Schedule D - Part 3 .....	E13
Schedule D - Part 4 .....	E14
Schedule D - Part 5 .....	E15
Schedule D - Part 6 - Section 1 .....	E16
Schedule D - Part 6 - Section 2 .....	E16
Schedule D - Summary By Country .....	SI04
Schedule D - Verification Between Years .....	SI03
Schedule DA - Part 1 .....	E17
Schedule DA - Verification Between Years .....	SI10
Schedule DB - Part A - Section 1 .....	E18
Schedule DB - Part A - Section 2 .....	E19
Schedule DB - Part A - Verification Between Years .....	SI11
Schedule DB - Part B - Section 1 .....	E20
Schedule DB - Part B - Section 2 .....	E21
Schedule DB - Part B - Verification Between Years .....	SI11
Schedule DB - Part C - Section 1 .....	SI12
Schedule DB - Part C - Section 2 .....	SI13
Schedule DB - Part D - Section 1 .....	E22
Schedule DB - Part D - Section 2 .....	E23
Schedule DB - Part E .....	E24
Schedule DB - Verification .....	SI14
Schedule DL - Part 1 .....	E25
Schedule DL - Part 2 .....	E26
Schedule E - Part 1 - Cash .....	E27
Schedule E - Part 2 - Cash Equivalents .....	E28
Schedule E - Part 2 - Verification Between Years .....	SI15
Schedule E - Part 3 - Special Deposits .....	E29

**ANNUAL STATEMENT BLANK (Continued)**

Schedule S - Part 1 - Section 2 .....	31
Schedule S - Part 2 .....	32
Schedule S - Part 3 - Section 2 .....	33
Schedule S - Part 4 .....	34
Schedule S - Part 5 .....	35
Schedule S - Part 6.....	36
Schedule S - Part 7.....	37
Schedule T - Part 2 - Interstate Compact .....	39
Schedule T - Premiums and Other Considerations .....	38
Schedule Y - Information Concerning Activities of Insurer Members of a Holding Company Group .....	40
Schedule Y - Part 1A - Detail of Insurance Holding Company System .....	41
Schedule Y - Part 2 - Summary of Insurer's Transactions With Any Affiliates .....	42
Statement of Revenue and Expenses .....	4
Summary Investment Schedule .....	SI01
Supplemental Exhibits and Schedules Interrogatories .....	43
Underwriting and Investment Exhibit - Part 1 .....	8
Underwriting and Investment Exhibit - Part 2 .....	9
Underwriting and Investment Exhibit - Part 2A .....	10
Underwriting and Investment Exhibit - Part 2B .....	11
Underwriting and Investment Exhibit - Part 2C .....	12
Underwriting and Investment Exhibit - Part 2D .....	13
Underwriting and Investment Exhibit - Part 3 .....	14