



HEALTH ANNUAL STATEMENT

AS OF DECEMBER 31, 2019
OF THE CONDITION AND AFFAIRS OF THE

Aetna Health Inc. (a New Jersey corporation)

NAIC Group Code	0001 (Current)	0001 (Prior)	NAIC Company Code	95287	Employer's ID Number	52-1270921
Organized under the Laws of	New Jersey			State of Domicile or Port of Entry	NJ	
Country of Domicile	United States of America					
Licensed as business type:	Health Maintenance Organization					
Is HMO Federally Qualified? Yes [] No [X]						
Incorporated/Organized	05/18/1982			Commenced Business	03/01/1983	
Statutory Home Office	9 Entin Road, Suite 203 (Street and Number)			Parsippany, NJ, US 07054 (City or Town, State, Country and Zip Code)		
Main Administrative Office	1425 Union Meeting Road (Street and Number)			Blue Bell, PA, US 19422 (City or Town, State, Country and Zip Code)		
				800-872-3862 (Area Code) (Telephone Number)		
Mail Address	1425 Union Meeting Road, U23S (Street and Number or P.O. Box)			Blue Bell, PA, US 19422 (City or Town, State, Country and Zip Code)		
Primary Location of Books and Records	9 Entin Road, Suite 203 (Street and Number)			Parsippany, NJ, US 07054 (City or Town, State, Country and Zip Code)		
				973-244-3500 (Area Code) (Telephone Number)		
Internet Website Address	www.aetna.com					
Statutory Statement Contact	Steven Matthew Conte (Name)			215-775-6508 (Area Code) (Telephone Number)		
	Aetna.HMOReporting@aetna.com (E-mail Address)			860-262-7767 (FAX Number)		

OFFICERS

President	Michael Sebastian Costa	Principal Financial Officer and Controller	Robert Joseph Parslow #
Vice President and Secretary	Edward Chung-I Lee		


OTHER


Kevin James Casey, Senior Investment Officer	Steven Matthew Conte, Assistant Controller #	Peter Keller, Assistant Controller #
Bryan James Lane, Assistant Controller #	Gregory Stephen Martino, Vice President	William Stephen Maynes, Assistant Controller #
	Tracy Louise Smith, Vice President and Treasurer #	


DIRECTORS OR TRUSTEES

Ellen Dworkin Anderson	Michael Sebastian Costa	David Michael Lasaracino
------------------------	-------------------------	--------------------------


The officers of this reporting entity being duly sworn, each depose and say that they are the described officers of said reporting entity, and that on the reporting period stated above, all of the herein described assets were the absolute property of the said reporting entity, free and clear from any liens or claims thereon, except as herein stated, and that this statement, together with related exhibits, schedules and explanations therein contained, annexed or referred to, is a full and true statement of all the assets and liabilities and of the condition and affairs of the said reporting entity as of the reporting period stated above, and of its income and deductions therefrom for the period ended, and have been completed in accordance with the NAIC Annual Statement Instructions and Accounting Practices and Procedures manual except to the extent that: (1) state law may differ; or, (2) that state rules or regulations require differences in reporting not related to accounting practices and procedures, according to the best of their information, knowledge and belief, respectively. Furthermore, the scope of this attestation by the described officers also includes the related corresponding electronic filing with the NAIC, when required, that is an exact copy (except for formatting differences due to electronic filing) of the enclosed statement. The electronic filing may be requested by various regulators in lieu of or in addition to the enclosed statement.

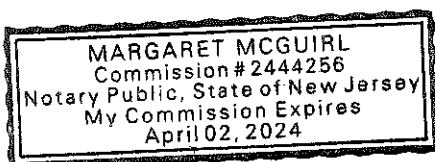

Michael Sebastian Costa
President


Edward Chung-I Lee
Vice President and Secretary



Robert Joseph Parslow
Principal Financial Officer and Controller


State of..... New Jersey
County of..... Morris

Subscribed and sworn to before me this
5th day of February, 2020

NOTARY PUBLIC (Seal)





State of..... Connecticut
County of..... Hartford

Subscribed and sworn to before me this
17 day of February, 2020

NOTARY PUBLIC (Seal)



State of..... Connecticut
County of..... Hartford

Subscribed and sworn to before me this
21 day of February, 2020

NOTARY PUBLIC (Seal)



- a. Is this an original filing? Yes [X] No []
b. If no,
1. State the amendment number
2. Date filed
3. Number of pages attached.....

SUMMARY INVESTMENT SCHEDULE

Investment Categories	Gross Investment Holdings		Admitted Assets as Reported in the Annual Statement			
	1	2	3	4	5	6
	Amount	Percentage of Column 1 Line 13	Amount	Securities Lending Reinvested Collateral Amount	Total (Col. 3 + 4) Amount	Percentage of Column 5 Line 13
1. Long-Term Bonds (Schedule D, Part 1):						
1.01 U.S. governments	30,104,225	14.502	30,104,225	0	30,104,225	14.502
1.02 All other governments	0	0.000	0	0	0	0.000
1.03 U.S. states, territories and possessions, etc. guaranteed	10,033,669	4.834	10,033,669	0	10,033,669	4.834
1.04 U.S. political subdivisions of states, territories, and possessions, guaranteed	20,651,114	9.948	20,651,114	0	20,651,114	9.948
1.05 U.S. special revenue and special assessment obligations, etc. non-guaranteed	46,984,477	22.634	46,984,477	0	46,984,477	22.634
1.06 Industrial and miscellaneous	66,577,265	32.072	66,577,265	0	66,577,265	32.072
1.07 Hybrid securities	0	0.000	0	0	0	0.000
1.08 Parent, subsidiaries and affiliates	0	0.000	0	0	0	0.000
1.09 SVO identified funds	0	0.000	0	0	0	0.000
1.10 Unaffiliated Bank loans	0	0.000	0	0	0	0.000
1.11 Total long-term bonds	174,350,750	83.990	174,350,750	0	174,350,750	83.990
2. Preferred stocks (Schedule D, Part 2, Section 1):						
2.01 Industrial and miscellaneous (Unaffiliated)	0	0.000	0	0	0	0.000
2.02 Parent, subsidiaries and affiliates	0	0.000	0	0	0	0.000
2.03 Total preferred stocks	0	0.000	0	0	0	0.000
3. Common stocks (Schedule D, Part 2, Section 2):						
3.01 Industrial and miscellaneous Publicly traded (Unaffiliated)	0	0.000	0	0	0	0.000
3.02 Industrial and miscellaneous Other (Unaffiliated)	0	0.000	0	0	0	0.000
3.03 Parent, subsidiaries and affiliates Publicly traded	0	0.000	0	0	0	0.000
3.04 Parent, subsidiaries and affiliates Other	0	0.000	0	0	0	0.000
3.05 Mutual funds	0	0.000	0	0	0	0.000
3.06 Unit investment trusts	0	0.000	0	0	0	0.000
3.07 Closed-end funds	0	0.000	0	0	0	0.000
3.08 Total common stocks	0	0.000	0	0	0	0.000
4. Mortgage loans (Schedule B):						
4.01 Farm mortgages	0	0.000	0	0	0	0.000
4.02 Residential mortgages	0	0.000	0	0	0	0.000
4.03 Commercial mortgages	0	0.000	0	0	0	0.000
4.04 Mezzanine real estate loans	0	0.000	0	0	0	0.000
4.05 Total mortgage loans	0	0.000	0	0	0	0.000
5. Real estate (Schedule A):						
5.01 Properties occupied by company	0	0.000	0	0	0	0.000
5.02 Properties held for production of income	0	0.000	0	0	0	0.000
5.03 Properties held for sale	0	0.000	0	0	0	0.000
5.04 Total real estate	0	0.000	0	0	0	0.000
6. Cash, cash equivalents and short-term investments:						
6.01 Cash (Schedule E, Part 1)	0	0.000	0	0	0	0.000
6.02 Cash equivalents (Schedule E, Part 2)	31,236,972	15.048	31,236,972	0	31,236,972	15.048
6.03 Short-term investments (Schedule DA)	1,997,523	0.962	1,997,523	0	1,997,523	0.962
6.04 Total cash, cash equivalents and short-term investments	33,234,495	16.010	33,234,495	0	33,234,495	16.010
7. Contract loans	0	0.000	0	0	0	0.000
8. Derivatives (Schedule DB)	0	0.000	0	0	0	0.000
9. Other invested assets (Schedule BA)	0	0.000	0	0	0	0.000
10. Receivables for securities	0	0.000	0	0	0	0.000
11. Securities Lending (Schedule DL, Part 1).....	0	0.000	0	XXX	XXX	XXX
12. Other invested assets (Page 2, Line 11)	0	0.000	0	0	0	0.000
13. Total invested assets	207,585,245	100.000	207,585,245	0	207,585,245	100.000

Schedule A - Verification - Real Estate

N O N E

Schedule B - Verification - Mortgage Loans

N O N E

ANNUAL STATEMENT FOR THE YEAR 2019 OF THE Aetna Health Inc. (a New Jersey corporation)

SCHEDULE BA - VERIFICATION BETWEEN YEARS

Other Long-Term Invested Assets

1.	Book/adjusted carrying value, December 31 of prior year	
2.	Cost of acquired:	
	2.1 Actual cost at time of acquisition (Part 2, Column 8)	
	2.2 Additional investment made after acquisition (Part 2, Column 9)	
3.	Capitalized deferred interest and other:	
	3.1 Totals, Part 1, Column 16	
	3.2 Totals, Part 3, Column 12	
4.	Accrual of discount	
5.	Unrealized valuation increase (decrease):	
	5.1 Totals, Part 1, Column 13	
	5.2 Totals, Part 3, Column 9	
6.	Total gain (loss) on disposals, Part 3, Column 19	
7.	Deduct amounts received on disposals, Part 3, Column 16	
8.	Deduct amortization of premium and depreciation	
9.	Total foreign exchange change in book/adjusted carrying value:	
	9.1 Totals, Part 1, Column 17	
	9.2 Totals, Part 3, Column 14	
10.	Deduct current year's other than temporary impairment recognized:	
	10.1 Totals, Part 1, Column 15	
	10.2 Totals, Part 3, Column 11	
11.	Book/adjusted carrying value at end of current period (Lines 1+2+3+4+5+6-7-8+9-10)	
12.	Deduct total nonadmitted amounts	
13.	Statement value at end of current period (Line 11 minus Line 12)	

SCHEDULE D - VERIFICATION BETWEEN YEARS

Bonds and Stocks

1.	Book/adjusted carrying value, December 31 of prior year	214,270,294
2.	Cost of bonds and stocks acquired, Part 3, Column 7	65,483,828
3.	Accrual of discount	289,690
4.	Unrealized valuation increase (decrease):	
	4.1. Part 1, Column 12	393,772
	4.2. Part 2, Section 1, Column 15	0
	4.3. Part 2, Section 2, Column 13	0
	4.4. Part 4, Column 11	614,790
		1,008,562
5.	Total gain (loss) on disposals, Part 4, Column 19	1,652,973
6.	Deduction consideration for bonds and stocks disposed of, Part 4, Column 7	107,117,982
7.	Deduct amortization of premium	1,359,722
8.	Total foreign exchange change in book/adjusted carrying value:	
	8.1. Part 1, Column 15	0
	8.2. Part 2, Section 1, Column 19	0
	8.3. Part 2, Section 2, Column 16	0
	8.4. Part 4, Column 15	0
		0
9.	Deduct current year's other than temporary impairment recognized:	
	9.1. Part 1, Column 14	12,304
	9.2. Part 2, Section 1, Column 17	0
	9.3. Part 2, Section 2, Column 14	0
	9.4. Part 4, Column 13	3,993
		16,297
10.	Total investment income recognized as a result of prepayment penalties and/or acceleration fees, Note 5Q, Line 2	139,404
11.	Book/adjusted carrying value at end of current period (Lines 1+2+3+4+5-6-7+8-9+10)	174,350,750
12.	Deduct total nonadmitted amounts	0
13.	Statement value at end of current period (Line 11 minus Line 12)	174,350,750

SCHEDULE D - SUMMARY BY COUNTRY

Long-Term Bonds and Stocks OWNED December 31 of Current Year

Description		1 Book/Adjusted Carrying Value	2 Fair Value	3 Actual Cost	4 Par Value of Bonds
BONDS					
Governments (Including all obligations guaranteed by governments)	1. United States	30,104,225	30,338,787	30,006,218	30,210,000
	2. Canada	0	0	0	0
	3. Other Countries	0	0	0	0
	4. Totals	30,104,225	30,338,787	30,006,218	30,210,000
U.S. States, Territories and Possessions (Direct and guaranteed)					
	5. Totals	10,033,669	10,362,350	10,260,350	10,000,000
U.S. Political Subdivisions of States, Territories and Possessions (Direct and guaranteed)					
	6. Totals	20,651,114	21,899,865	21,596,042	20,230,000
U.S. Special Revenue and Special Assessment Obligations and all Non-Guaranteed Obligations of Agencies and Authorities of Governments and their Political Subdivisions					
	7. Totals	46,984,477	49,596,997	49,901,255	46,267,503
Industrial and Miscellaneous, SVO Identified Funds, Unaffiliated Bank Loans and Hybrid Securities (unaffiliated)	8. United States	56,284,414	58,396,357	56,433,796	56,168,000
	9. Canada	0	0	0	0
	10. Other Countries	10,292,851	10,516,073	10,345,220	10,250,000
	11. Totals	66,577,265	68,912,430	66,779,016	66,418,000
Parent, Subsidiaries and Affiliates	12. Totals	0	0	0	0
	13. Total Bonds	174,350,750	181,110,429	178,542,881	173,125,503
PREFERRED STOCKS					
Industrial and Miscellaneous (unaffiliated)	14. United States	0	0	0	
	15. Canada	0	0	0	
	16. Other Countries	0	0	0	
	17. Totals	0	0	0	
Parent, Subsidiaries and Affiliates	18. Totals	0	0	0	
	19. Total Preferred Stocks	0	0	0	
COMMON STOCKS					
Industrial and Miscellaneous (unaffiliated)	20. United States	0	0	0	
	21. Canada	0	0	0	
	22. Other Countries	0	0	0	
	23. Totals	0	0	0	
Parent, Subsidiaries and Affiliates	24. Totals	0	0	0	
	25. Total Common Stocks	0	0	0	
	26. Total Stocks	0	0	0	
	27. Total Bonds and Stocks	174,350,750	181,110,429	178,542,881	

ANNUAL STATEMENT FOR THE YEAR 2019 OF THE Aetna Health Inc. (a New Jersey corporation)

SCHEDULE D - PART 1A - SECTION 1

Quality and Maturity Distribution of All Bonds Owned December 31, at Book/Adjusted Carrying Values by Major Types of Issues and NAIC Designations

NAIC Designation	1 1 Year or Less	2 Over 1 Year Through 5 Years	3 Over 5 Years Through 10 Years	4 Over 10 Years Through 20 Years	5 Over 20 Years	6 No Maturity Date	7 Total Current Year	8 Col. 7 as a % of Line 11.7	9 Total from Col. 7 Prior Year	10 % From Col. 8 Prior Year	11 Total Publicly Traded	12 Total Privately Placed (a)
1. U.S. Governments												
1.1 NAIC 1	12,678,506	19,423,242	0	0	0	XXX	32,101,748	15.5	23,156,651	9.1	32,101,748	0
1.2 NAIC 2	0	0	0	0	0	XXX	0	0.0	0	0.0	0	0
1.3 NAIC 3	0	0	0	0	0	XXX	0	0.0	0	0.0	0	0
1.4 NAIC 4	0	0	0	0	0	XXX	0	0.0	0	0.0	0	0
1.5 NAIC 5	0	0	0	0	0	XXX	0	0.0	0	0.0	0	0
1.6 NAIC 6	0	0	0	0	0	XXX	0	0.0	0	0.0	0	0
1.7 Totals	12,678,506	19,423,242	0	0	0	XXX	32,101,748	15.5	23,156,651	9.1	32,101,748	0
2. All Other Governments												
2.1 NAIC 1	0	0	0	0	0	XXX	0	0.0	0	0.0	0	0
2.2 NAIC 2	0	0	0	0	0	XXX	0	0.0	0	0.0	0	0
2.3 NAIC 3	0	0	0	0	0	XXX	0	0.0	0	0.0	0	0
2.4 NAIC 4	0	0	0	0	0	XXX	0	0.0	0	0.0	0	0
2.5 NAIC 5	0	0	0	0	0	XXX	0	0.0	0	0.0	0	0
2.6 NAIC 6	0	0	0	0	0	XXX	0	0.0	0	0.0	0	0
2.7 Totals	0	0	0	0	0	XXX	0	0.0	0	0.0	0	0
3. U.S. States, Territories and Possessions etc., Guaranteed												
3.1 NAIC 1	0	10,033,669	0	0	0	XXX	10,033,669	4.8	15,092,077	5.9	10,033,669	0
3.2 NAIC 2	0	0	0	0	0	XXX	0	0.0	0	0.0	0	0
3.3 NAIC 3	0	0	0	0	0	XXX	0	0.0	0	0.0	0	0
3.4 NAIC 4	0	0	0	0	0	XXX	0	0.0	0	0.0	0	0
3.5 NAIC 5	0	0	0	0	0	XXX	0	0.0	0	0.0	0	0
3.6 NAIC 6	0	0	0	0	0	XXX	0	0.0	0	0.0	0	0
3.7 Totals	0	10,033,669	0	0	0	XXX	10,033,669	4.8	15,092,077	5.9	10,033,669	0
4. U.S. Political Subdivisions of States, Territories and Possessions , Guaranteed												
4.1 NAIC 1	4,927,413	2,545,654	10,178,047	0	3,000,000	XXX	20,651,114	9.9	26,091,875	10.3	20,651,114	0
4.2 NAIC 2	0	0	0	0	0	XXX	0	0.0	0	0.0	0	0
4.3 NAIC 3	0	0	0	0	0	XXX	0	0.0	0	0.0	0	0
4.4 NAIC 4	0	0	0	0	0	XXX	0	0.0	0	0.0	0	0
4.5 NAIC 5	0	0	0	0	0	XXX	0	0.0	0	0.0	0	0
4.6 NAIC 6	0	0	0	0	0	XXX	0	0.0	0	0.0	0	0
4.7 Totals	4,927,413	2,545,654	10,178,047	0	3,000,000	XXX	20,651,114	9.9	26,091,875	10.3	20,651,114	0
5. U.S. Special Revenue & Special Assessment Obligations, etc., Non-Guaranteed												
5.1 NAIC 1	9,683,258	19,892,707	9,843,086	6,055,596	391,782	XXX	45,866,429	22.1	60,171,783	23.7	45,866,429	0
5.2 NAIC 2	0	0	509,117	0	0	XXX	509,117	0.2	759,002	0.3	509,117	0
5.3 NAIC 3	0	0	0	0	0	XXX	0	0.0	0	0.0	0	0
5.4 NAIC 4	0	0	0	0	0	XXX	0	0.0	0	0.0	0	0
5.5 NAIC 5	0	0	0	0	0	XXX	0	0.0	0	0.0	0	0
5.6 NAIC 6	0	608,930	0	0	0	XXX	608,930	0.3	746,980	0.3	608,930	0
5.7 Totals	9,683,258	20,501,637	10,352,203	6,055,596	391,782	XXX	46,984,476	22.6	61,677,765	24.3	46,984,476	0

ANNUAL STATEMENT FOR THE YEAR 2019 OF THE Aetna Health Inc. (a New Jersey corporation)

SCHEDULE D - PART 1A - SECTION 1 (Continued)

Quality and Maturity Distribution of All Bonds Owned December 31, at Book/Adjusted Carrying Values by Major Types of Issues and NAIC Designations

NAIC Designation	1 1 Year or Less	2 Over 1 Year Through 5 Years	3 Over 5 Years Through 10 Years	4 Over 10 Years Through 20 Years	5 Over 20 Years	6 No Maturity Date	7 Total Current Year	8 Col. 7 as a % of Line 11.7	9 Total from Col. 7 Prior Year	10 % From Col. 8 Prior Year	11 Total Publicly Traded	12 Total Privately Placed (a)
6. Industrial & Miscellaneous (Unaffiliated)												
6.1 NAIC 1	33,234,060	18,408,246	7,711,376	0	0	XXX	59,353,682	28.6	73,365,865	28.9	28,577,349	30,776,333
6.2 NAIC 2	257,693	13,858,225	2,021,817	0	0	XXX	16,137,735	7.8	23,713,478	9.3	14,310,132	1,827,603
6.3 NAIC 3	1,782,686	8,262,429	8,448,132	908,851	0	XXX	19,402,098	9.3	27,756,392	10.9	17,846,991	1,555,107
6.4 NAIC 4	1,292,890	508,579	509,623	606,985	0	XXX	2,918,077	1.4	2,897,024	1.1	2,918,077	0
6.5 NAIC 5	0	0	0	0	0	XXX	0	0.0	0	0.0	0	0
6.6 NAIC 6	0	0	0	0	0	XXX	0	0.0	0	0.0	0	0
6.7 Totals	36,567,329	41,037,479	18,690,948	1,515,836	0	XXX	97,811,592	47.1	127,732,759	50.3	63,652,549	34,159,043
7. Hybrid Securities												
7.1 NAIC 1	0	0	0	0	0	XXX	0	0.0	0	0.0	0	0
7.2 NAIC 2	0	0	0	0	0	XXX	0	0.0	0	0.0	0	0
7.3 NAIC 3	0	0	0	0	0	XXX	0	0.0	0	0.0	0	0
7.4 NAIC 4	0	0	0	0	0	XXX	0	0.0	0	0.0	0	0
7.5 NAIC 5	0	0	0	0	0	XXX	0	0.0	0	0.0	0	0
7.6 NAIC 6	0	0	0	0	0	XXX	0	0.0	0	0.0	0	0
7.7 Totals	0	0	0	0	0	XXX	0	0.0	0	0.0	0	0
8. Parent, Subsidiaries and Affiliates												
8.1 NAIC 1	0	0	0	0	0	XXX	0	0.0	0	0.0	0	0
8.2 NAIC 2	0	0	0	0	0	XXX	0	0.0	0	0.0	0	0
8.3 NAIC 3	0	0	0	0	0	XXX	0	0.0	0	0.0	0	0
8.4 NAIC 4	0	0	0	0	0	XXX	0	0.0	0	0.0	0	0
8.5 NAIC 5	0	0	0	0	0	XXX	0	0.0	0	0.0	0	0
8.6 NAIC 6	0	0	0	0	0	XXX	0	0.0	0	0.0	0	0
8.7 Totals	0	0	0	0	0	XXX	0	0.0	0	0.0	0	0
9. SVO Identified Funds												
9.1 NAIC 1	XXX	XXX	XXX	XXX	XXX	0	0	0.0	0	0.0	0	0
9.2 NAIC 2	XXX	XXX	XXX	XXX	XXX	0	0	0.0	0	0.0	0	0
9.3 NAIC 3	XXX	XXX	XXX	XXX	XXX	0	0	0.0	0	0.0	0	0
9.4 NAIC 4	XXX	XXX	XXX	XXX	XXX	0	0	0.0	0	0.0	0	0
9.5 NAIC 5	XXX	XXX	XXX	XXX	XXX	0	0	0.0	0	0.0	0	0
9.6 NAIC 6	XXX	XXX	XXX	XXX	XXX	0	0	0.0	0	0.0	0	0
9.7 Totals	XXX	XXX	XXX	XXX	XXX	0	0	0.0	0	0.0	0	0
10. Unaffiliated Bank Loans												
10.1 NAIC 1	0	0	0	0	0	XXX	0	0.0	0	0.0	0	0
10.2 NAIC 2	0	0	0	0	0	XXX	0	0.0	0	0.0	0	0
10.3 NAIC 3	0	0	0	0	0	XXX	0	0.0	0	0.0	0	0
10.4 NAIC 4	0	0	0	0	0	XXX	0	0.0	0	0.0	0	0
10.5 NAIC 5	0	0	0	0	0	XXX	0	0.0	0	0.0	0	0
10.6 NAIC 6	0	0	0	0	0	XXX	0	0.0	0	0.0	0	0
10.7 Totals	0	0	0	0	0	XXX	0	0.0	0	0.0	0	0

ANNUAL STATEMENT FOR THE YEAR 2019 OF THE Aetna Health Inc. (a New Jersey corporation)

SCHEDULE D - PART 1A - SECTION 1 (Continued)

Quality and Maturity Distribution of All Bonds Owned December 31, at Book/Adjusted Carrying Values by Major Types of Issues and NAIC Designations

NAIC Designation	1 1 Year or Less	2 Over 1 Year Through 5 Years	3 Over 5 Years Through 10 Years	4 Over 10 Years Through 20 Years	5 Over 20 Years	6 No Maturity Date	7 Total Current Year	8 Col. 7 as a % of Line 11.7	9 Total from Col. 7 Prior Year	10 % From Col. 8 Prior Year	11 Total Publicly Traded	12 Total Privately Placed (a)
11. Total Bonds Current Year												
11.1 NAIC 1	(d) 60,523,237	70,303,518	27,732,509	6,055,596	3,391,782	0	168,006,642	80.9	XXX	XXX	137,230,309	30,776,333
11.2 NAIC 2	(d) 257,693	13,858,225	2,530,934	0	0	0	16,646,852	8.0	XXX	XXX	14,819,249	1,827,603
11.3 NAIC 3	(d) 1,782,686	8,262,429	8,448,132	908,851	0	0	19,402,098	9.3	XXX	XXX	17,846,991	1,555,107
11.4 NAIC 4	(d) 1,292,890	508,579	509,623	606,985	0	0	2,918,077	1.4	XXX	XXX	2,918,077	0
11.5 NAIC 5	(d) 0	0	0	0	0	(c) 0	0	0.0	XXX	XXX	0	0
11.6 NAIC 6	(d) 0	608,930	0	0	0	(c) 608,930	0.3	XXX	XXX	XXX	608,930	0
11.7 Totals	63,856,506	93,541,681	39,221,198	7,571,432	3,391,782	0	(b) 207,582,599	100.0	XXX	XXX	173,423,556	34,159,043
11.8 Line 11.7 as a % of Col. 7	30.8	45.1	18.9	3.6	1.6	0.0	100.0	XXX	XXX	XXX	83.5	16.5
12. Total Bonds Prior Year												
12.1 NAIC 1	60,919,900	88,886,118	37,412,584	10,141,355	518,294	0	XXX	XXX	197,878,251	78.0	169,860,229	28,018,022
12.2 NAIC 2	2,935,472	17,602,535	3,934,473	0	0	0	XXX	XXX	24,472,480	9.6	21,654,674	2,817,806
12.3 NAIC 3	1,107,601	18,301,979	7,501,802	845,010	0	0	XXX	XXX	27,756,392	10.9	25,270,536	2,485,856
12.4 NAIC 4	0	2,897,024	0	0	0	0	XXX	XXX	2,897,024	1.1	2,897,024	0
12.5 NAIC 5	0	0	0	0	0	0	XXX	XXX	(c) 0	0.0	0	0
12.6 NAIC 6	0	746,980	0	0	0	0	XXX	XXX	(c) 746,980	0.3	746,980	0
12.7 Totals	64,962,973	128,434,636	48,848,859	10,986,365	518,294	0	XXX	XXX	(b) 253,751,127	100.0	220,429,443	33,321,684
12.8 Line 12.7 as a % of Col. 9	25.6	50.6	19.3	4.3	0.2	0.0	XXX	XXX	100.0	XXX	86.9	13.1
13. Total Publicly Traded Bonds												
13.1 NAIC 1	39,291,273	64,917,409	23,574,249	6,055,596	3,391,782	0	137,230,309	66.1	169,860,229	66.9	137,230,309	XXX
13.2 NAIC 2	257,693	12,557,506	2,004,050	0	0	0	14,819,249	7.1	21,654,674	8.5	14,819,249	XXX
13.3 NAIC 3	1,782,686	7,707,322	7,448,132	908,851	0	0	17,846,991	8.6	25,270,536	10.0	17,846,991	XXX
13.4 NAIC 4	1,292,890	508,579	509,623	606,985	0	0	2,918,077	1.4	2,897,024	1.1	2,918,077	XXX
13.5 NAIC 5	0	0	0	0	0	0	0	0.0	0	0.0	0	XXX
13.6 NAIC 6	0	608,930	0	0	0	0	608,930	0.3	746,980	0.3	608,930	XXX
13.7 Totals	42,624,542	86,299,746	33,536,054	7,571,432	3,391,782	0	173,423,556	83.5	220,429,443	86.9	173,423,556	XXX
13.8 Line 13.7 as a % of Col. 7	24.6	49.8	19.3	4.4	2.0	0.0	100.0	XXX	XXX	XXX	100.0	XXX
13.9 Line 13.7 as a % of Line 11.7, Col. 7, Section 11	20.5	41.6	16.2	3.6	1.6	0.0	83.5	XXX	XXX	XXX	83.5	XXX
14. Total Privately Placed Bonds												
14.1 NAIC 1	21,231,964	5,386,109	4,158,260	0	0	0	30,776,333	14.8	28,018,022	11.0	XXX	30,776,333
14.2 NAIC 2	0	1,300,719	526,884	0	0	0	1,827,603	0.9	2,817,806	1.1	XXX	1,827,603
14.3 NAIC 3	0	555,107	1,000,000	0	0	0	1,555,107	0.7	2,485,856	1.0	XXX	1,555,107
14.4 NAIC 4	0	0	0	0	0	0	0	0.0	0	0.0	XXX	0
14.5 NAIC 5	0	0	0	0	0	0	0	0.0	0	0.0	XXX	0
14.6 NAIC 6	0	0	0	0	0	0	0	0.0	0	0.0	XXX	0
14.7 Totals	21,231,964	7,241,935	5,685,144	0	0	0	34,159,043	16.5	33,321,684	13.1	XXX	34,159,043
14.8 Line 14.7 as a % of Col. 7	62.2	21.2	16.6	0.0	0.0	0.0	100.0	XXX	XXX	XXX	XXX	100.0
14.9 Line 14.7 as a % of Line 11.7, Col. 7, Section 11	10.2	3.5	2.7	0.0	0.0	0.0	16.5	XXX	XXX	XXX	XXX	16.5

(a) Includes \$ 34,159,043 freely tradable under SEC Rule 144 or qualified for resale under SEC Rule 144A.

(b) Includes \$ 0 current year of bonds with Z designations and \$ 0 prior year of bonds with Z designations. The letter "Z" means the NAIC designation was not assigned by the Securities Valuation Office (SVO) at the date of the statement.

(c) Includes \$ 0 current year, \$ 0 prior year of bonds with 5GI designations and \$ 0 current year, \$ 0 prior year of bonds with 6* designations. "5GI" means the NAIC designation was assigned by the (SVO) in reliance on the insurer's certification that the issuer is current in all principal and interest payments. "6*" means the NAIC designation was assigned by the SVO due to inadequate certification of principal and interest payments.

(d) Includes the following amount of short-term and cash equivalent bonds by NAIC designation: NAIC 1 \$ 33,231,849 ; NAIC 2 \$ 0 ; NAIC 3 \$ 0 ; NAIC 4 \$ 0 ; NAIC 5 \$ 0 ; NAIC 6 \$ 0

ANNUAL STATEMENT FOR THE YEAR 2019 OF THE Aetna Health Inc. (a New Jersey corporation)
SCHEDULE D - PART 1A - SECTION 2

Maturity Distribution of All Bonds Owned December 31, at Book/Adjusted Carrying Values by Major Type and Subtype of Issues

Distribution by Type	1 1 Year or Less	2 Over 1 Year Through 5 Years	3 Over 5 Years Through 10 Years	4 Over 10 Years Through 20 Years	5 Over 20 Years	6 No Maturity Date	7 Total Current Year	8 Col. 7 as a % of Line 11.08	9 Total from Col. 7 Prior Year	10 % From Col. 8 Prior Year	11 Total Publicly Traded	12 Total Privately Placed
1. U.S. Governments												
1.01 Issuer Obligations	12,678,506	19,423,242	0	0	0	XXX	32,101,748	15.5	23,156,651	9.1	32,101,748	0
1.02 Residential Mortgage-Backed Securities	0	0	0	0	0	XXX	0	0.0	0	0.0	0	0
1.03 Commercial Mortgage-Backed Securities	0	0	0	0	0	XXX	0	0.0	0	0.0	0	0
1.04 Other Loan-Backed and Structured Securities	0	0	0	0	0	XXX	0	0.0	0	0.0	0	0
1.05 Totals	12,678,506	19,423,242	0	0	0	XXX	32,101,748	15.5	23,156,651	9.1	32,101,748	0
2. All Other Governments												
2.01 Issuer Obligations	0	0	0	0	0	XXX	0	0.0	0	0.0	0	0
2.02 Residential Mortgage-Backed Securities	0	0	0	0	0	XXX	0	0.0	0	0.0	0	0
2.03 Commercial Mortgage-Backed Securities	0	0	0	0	0	XXX	0	0.0	0	0.0	0	0
2.04 Other Loan-Backed and Structured Securities	0	0	0	0	0	XXX	0	0.0	0	0.0	0	0
2.05 Totals	0	0	0	0	0	XXX	0	0.0	0	0.0	0	0
3. U.S. States, Territories and Possessions, Guaranteed												
3.01 Issuer Obligations	0	10,033,669	0	0	0	XXX	10,033,669	4.8	15,092,077	5.9	10,033,669	0
3.02 Residential Mortgage-Backed Securities	0	0	0	0	0	XXX	0	0.0	0	0.0	0	0
3.03 Commercial Mortgage-Backed Securities	0	0	0	0	0	XXX	0	0.0	0	0.0	0	0
3.04 Other Loan-Backed and Structured Securities	0	0	0	0	0	XXX	0	0.0	0	0.0	0	0
3.05 Totals	0	10,033,669	0	0	0	XXX	10,033,669	4.8	15,092,077	5.9	10,033,669	0
4. U.S. Political Subdivisions of States, Territories and Possessions, Guaranteed												
4.01 Issuer Obligations	4,927,413	2,545,654	10,178,047	0	3,000,000	XXX	20,651,114	9.9	26,091,875	10.3	20,651,114	0
4.02 Residential Mortgage-Backed Securities	0	0	0	0	0	XXX	0	0.0	0	0.0	0	0
4.03 Commercial Mortgage-Backed Securities	0	0	0	0	0	XXX	0	0.0	0	0.0	0	0
4.04 Other Loan-Backed and Structured Securities	0	0	0	0	0	XXX	0	0.0	0	0.0	0	0
4.05 Totals	4,927,413	2,545,654	10,178,047	0	3,000,000	XXX	20,651,114	9.9	26,091,875	10.3	20,651,114	0
5. U.S. Special Revenue & Special Assessment Obligations etc., Non-Guaranteed												
5.01 Issuer Obligations	9,327,769	16,350,131	9,324,737	4,927,735	0	XXX	39,930,372	19.2	54,130,229	21.3	39,930,372	0
5.02 Residential Mortgage-Backed Securities	355,489	1,173,453	1,027,467	1,127,861	391,782	XXX	4,076,052	2.0	4,484,915	1.8	4,076,052	0
5.03 Commercial Mortgage-Backed Securities	0	0	0	0	0	XXX	0	0.0	0	0.0	0	0
5.04 Other Loan-Backed and Structured Securities	0	2,978,053	0	0	0	XXX	2,978,053	1.4	3,062,622	1.2	2,978,053	0
5.05 Totals	9,683,258	20,501,637	10,352,204	6,055,596	391,782	XXX	46,984,477	22.6	61,677,766	24.3	46,984,477	0
6. Industrial and Miscellaneous												
6.01 Issuer Obligations	36,567,329	35,614,657	12,479,141	1,515,836	0	XXX	86,176,963	41.5	120,268,232	47.4	59,562,581	26,614,382
6.02 Residential Mortgage-Backed Securities	0	0	0	0	0	XXX	0	0.0	0	0.0	0	0
6.03 Commercial Mortgage-Backed Securities	0	0	2,053,546	0	0	XXX	2,053,546	1.0	2,058,900	0.8	2,053,546	0
6.04 Other Loan-Backed and Structured Securities	0	5,422,821	4,158,261	0	0	XXX	9,581,082	4.6	5,405,625	2.1	2,036,421	7,544,661
6.05 Totals	36,567,329	41,037,478	18,690,948	1,515,836	0	XXX	97,811,591	47.1	127,732,757	50.3	63,652,548	34,159,043
7. Hybrid Securities												
7.01 Issuer Obligations	0	0	0	0	0	XXX	0	0.0	0	0.0	0	0
7.02 Residential Mortgage-Backed Securities	0	0	0	0	0	XXX	0	0.0	0	0.0	0	0
7.03 Commercial Mortgage-Backed Securities	0	0	0	0	0	XXX	0	0.0	0	0.0	0	0
7.04 Other Loan-Backed and Structured Securities	0	0	0	0	0	XXX	0	0.0	0	0.0	0	0
7.05 Totals	0	0	0	0	0	XXX	0	0.0	0	0.0	0	0
8. Parent, Subsidiaries and Affiliates												
8.01 Issuer Obligations	0	0	0	0	0	XXX	0	0.0	0	0.0	0	0
8.02 Residential Mortgage-Backed Securities	0	0	0	0	0	XXX	0	0.0	0	0.0	0	0
8.03 Commercial Mortgage-Backed Securities	0	0	0	0	0	XXX	0	0.0	0	0.0	0	0
8.04 Other Loan-Backed and Structured Securities	0	0	0	0	0	XXX	0	0.0	0	0.0	0	0
8.05 Affiliated Bank Loans - Issued	0	0	0	0	0	XXX	0	0.0	0	0.0	0	0
8.06 Affiliated Bank Loans - Acquired	0	0	0	0	0	XXX	0	0.0	0	0.0	0	0
8.07 Totals	0	0	0	0	0	XXX	0	0.0	0	0.0	0	0

ANNUAL STATEMENT FOR THE YEAR 2019 OF THE Aetna Health Inc. (a New Jersey corporation)
SCHEDULE D - PART 1A - SECTION 2 (Continued)

Maturity Distribution of All Bonds Owned December 31, at Book/Adjusted Carrying Values by Major Type and Subtype of Issues

Distribution by Type	1 1 Year or Less	2 Over 1 Year Through 5 Years	3 Over 5 Years Through 10 Years	4 Over 10 Years Through 20 Years	5 Over 20 Years	6 No Maturity Date	7 Total Current Year	8 Col. 7 as a % of Line 11.08	9 Total from Col. 7 Prior Year	10 % From Col. 8 Prior Year	11 Total Publicly Traded	12 Total Privately Placed
9. SVO Identified Funds												
9.01 Exchange Traded Funds Identified by the SVO	XXX	XXX	XXX	XXX	XXX	0	0	0.0	0	0.0	0	0
9.02 Bond Mutual Funds Identified by the SVO	XXX	XXX	XXX	XXX	XXX	0	0	0.0	0	0.0	0	0
9.03 Totals	XXX	XXX	XXX	XXX	XXX	0	0	0.0	0	0.0	0	0
10. Unaffiliated Bank Loans												
10.01 Unaffiliated Bank Loans - Issued	0	0	0	0	0	XXX	0	0.0	0	0.0	0	0
10.02 Unaffiliated Bank Loans - Acquired	0	0	0	0	0	XXX	0	0.0	0	0.0	0	0
10.03 Totals	0	0	0	0	0	XXX	0	0.0	0	0.0	0	0
11. Total Bonds Current Year												
11.01 Issuer Obligations	63,501,017	83,967,353	31,981,925	6,443,571	3,000,000	XXX	188,893,866	91.0	XXX	XXX	162,279,484	26,614,382
11.02 Residential Mortgage-Backed Securities	355,489	1,173,453	1,027,467	1,127,861	391,782	XXX	4,076,052	2.0	XXX	XXX	4,076,052	0
11.03 Commercial Mortgage-Backed Securities	0	0	2,053,546	0	0	XXX	2,053,546	1.0	XXX	XXX	2,053,546	0
11.04 Other Loan-Backed and Structured Securities ..	0	8,400,874	4,158,261	0	0	XXX	12,559,135	6.1	XXX	XXX	5,014,474	7,544,661
11.05 SVO Identified Funds	XXX	XXX	XXX	XXX	XXX	0	0	0.0	XXX	XXX	0	0
11.06 Affiliated Bank Loans	0	0	0	0	0	XXX	0	0.0	XXX	XXX	0	0
11.07 Unaffiliated Bank Loans	0	0	0	0	0	XXX	0	0.0	XXX	XXX	0	0
11.08 Totals	63,856,506	93,541,680	39,221,199	7,571,432	3,391,782	0	207,582,599	100.0	XXX	XXX	173,423,556	34,159,043
11.09 Line 11.08 as a % of Col. 7	30.8	45.1	18.9	3.6	1.6	0.0	100.0	XXX	XXX	XXX	83.5	16.5
12. Total Bonds Prior Year												
12.01 Issuer Obligations	64,597,358	119,241,413	45,186,384	9,713,909	0	XXX	XXX	XXX	238,739,064	94.1	205,917,381	32,821,683
12.02 Residential Mortgage-Backed Securities	365,614	1,224,975	1,103,576	1,272,456	518,294	XXX	XXX	XXX	4,484,915	1.8	4,484,915	0
12.03 Commercial Mortgage-Backed Securities	0	0	2,058,900	0	0	XXX	XXX	XXX	2,058,900	0.8	2,058,900	0
12.04 Other Loan-Backed and Structured Securities ..	0	7,968,247	500,000	0	0	XXX	XXX	XXX	8,468,247	3.3	7,968,247	500,000
12.05 SVO Identified Funds	XXX	XXX	XXX	XXX	XXX	0	XXX	XXX	0	0.0	0	0
12.06 Affiliated Bank Loans	0	0	0	0	0	XXX	XXX	XXX	0	0.0	0	0
12.07 Unaffiliated Bank Loans	0	0	0	0	0	XXX	XXX	XXX	0	0.0	0	0
12.08 Totals	64,962,972	128,434,635	48,848,860	10,986,365	518,294	0	XXX	XXX	253,751,126	100.0	220,429,443	33,321,683
12.09 Line 12.08 as a % of Col. 9	25.6	50.6	19.3	4.3	0.2	0.0	XXX	XXX	100	XXX	86.9	13.1
13. Total Publicly Traded Bonds												
13.01 Issuer Obligations	42,269,054	80,111,818	30,455,041	6,443,571	3,000,000	XXX	162,279,484	78.2	205,917,381	81.1	162,279,484	XXX
13.02 Residential Mortgage-Backed Securities	355,489	1,173,453	1,027,467	1,127,861	391,782	XXX	4,076,052	2.0	4,484,915	1.8	4,076,052	XXX
13.03 Commercial Mortgage-Backed Securities	0	0	2,053,546	0	0	XXX	2,053,546	1.0	2,058,900	0.8	2,053,546	XXX
13.04 Other Loan-Backed and Structured Securities ..	0	5,014,474	0	0	0	XXX	5,014,474	2.4	7,968,247	3.1	5,014,474	XXX
13.05 SVO Identified Funds	XXX	XXX	XXX	XXX	XXX	0	0	0.0	0	0.0	0	XXX
13.06 Affiliated Bank Loans	0	0	0	0	0	XXX	0	0.0	0	0.0	0	XXX
13.07 Unaffiliated Bank Loans	0	0	0	0	0	XXX	0	0.0	0	0.0	0	XXX
13.08 Totals	42,624,543	86,299,745	33,536,054	7,571,432	3,391,782	0	173,423,556	83.5	220,429,443	86.9	173,423,556	XXX
13.09 Line 13.08 as a % of Col. 7	24.6	49.8	19.3	4.4	2.0	0.0	100.0	XXX	XXX	XXX	100.0	XXX
13.10 Line 13.08 as a % of Line 11.08, Col. 7, Section 11	20.5	41.6	16.2	3.6	1.6	0.0	83.5	XXX	XXX	XXX	83.5	XXX
14. Total Privately Placed Bonds												
14.01 Issuer Obligations	21,231,963	3,855,535	1,526,884	0	0	XXX	26,614,382	12.8	32,821,683	12.9	XXX	26,614,382
14.02 Residential Mortgage-Backed Securities	0	0	0	0	0	XXX	0	0.0	0	0.0	XXX	0
14.03 Commercial Mortgage-Backed Securities	0	0	0	0	0	XXX	0	0.0	0	0.0	XXX	0
14.04 Other Loan-Backed and Structured Securities ..	0	3,386,400	4,158,261	0	0	XXX	7,544,661	3.6	500,000	0.2	XXX	7,544,661
14.05 SVO Identified Funds	XXX	XXX	XXX	XXX	XXX	0	0	0.0	0	0.0	XXX	0
14.06 Affiliated Bank Loans	0	0	0	0	0	XXX	0	0.0	0	0.0	XXX	0
14.07 Unaffiliated Bank Loans	0	0	0	0	0	XXX	0	0.0	0	0.0	XXX	0
14.08 Totals	21,231,963	7,241,935	5,685,145	0	0	0	34,159,043	16.5	33,321,683	13.1	XXX	34,159,043
14.09 Line 14.08 as a % of Col. 7	62.2	21.2	16.6	0.0	0.0	0.0	100.0	XXX	XXX	XXX	XXX	100.0
14.10 Line 14.08 as a % of Line 11.08, Col. 7, Section 11	10.2	3.5	2.7	0.0	0.0	0.0	16.5	XXX	XXX	XXX	XXX	16.5

SCHEDULE DA - VERIFICATION BETWEEN YEARS

Short-Term Investments

	1	2	3	4	5
	Total	Bonds	Mortgage Loans	Other Short-term Investment Assets (a)	Investments in Parent, Subsidiaries and Affiliates
1. Book/adjusted carrying value, December 31 of prior year	0	0	0	0	0
2. Cost of short-term investments acquired	1,996,250	1,996,250	0	0	0
3. Accrual of discount	1,273	1,273	0	0	0
4. Unrealized valuation increase (decrease)	0	0	0	0	0
5. Total gain (loss) on disposals	0	0	0	0	0
6. Deduct consideration received on disposals	0	0	0	0	0
7. Deduct amortization of premium	0	0	0	0	0
8. Total foreign exchange change in book/adjusted carrying value	0	0	0	0	0
9. Deduct current year's other than temporary impairment recognized	0	0	0	0	0
10. Book adjusted carrying value at end of current period (Lines 1+2+3+4+5-6-7+8-9)	1,997,523	1,997,523	0	0	0
11. Deduct total nonadmitted amounts	0	0	0	0	0
12. Statement value at end of current period (Line 10 minus Line 11)	1,997,523	1,997,523	0	0	0

(a) Indicate the category of such assets, for example, joint ventures, transportation equipment:

Schedule DB - Part A - Verification - Options, Caps, Floors, Collars, Swaps and Forwards

N O N E

Schedule DB - Part B - Verification - Futures Contracts

N O N E

Schedule DB - Part C - Section 1 - Replication (Synthetic Asset) Transactions (RSATs) Open

N O N E

Schedule DB-Part C-Section 2-Reconciliation of Replication (Synthetic Asset) Transactions Open

N O N E

Schedule DB - Verification - Book/Adjusted Carrying Value, Fair Value and Potential Exposure of
Derivatives

N O N E

SCHEDULE E - PART 2 - VERIFICATION BETWEEN YEARS

(Cash Equivalents)

	1	2	3	4
	Total	Bonds	Money Market Mutual funds	Other (a)
1. Book/adjusted carrying value, December 31 of prior year	39,481,923	39,480,833	1,090	0
2. Cost of cash equivalents acquired	861,997,787	861,230,358	767,429	0
3. Accrual of discount	629,596	629,596	0	0
4. Unrealized valuation increase (decrease)	0	0	0	0
5. Total gain (loss) on disposals	269	269	0	0
6. Deduct consideration received on disposals	870,872,603	870,106,730	765,873	0
7. Deduct amortization of premium	0	0	0	0
8. Total foreign exchange change in book/adjusted carrying value	0	0	0	0
9. Deduct current year's other than temporary impairment recognized	0	0	0	0
10. Book/adjusted carrying value at end of current period (Lines 1+2+3+4+5-6-7+8-9)	31,236,972	31,234,326	2,646	0
11. Deduct total nonadmitted amounts	0	0	0	0
12. Statement value at end of current period (Line 10 minus Line 11)	31,236,972	31,234,326	2,646	0

(a) Indicate the category of such investments, for example, joint ventures, transportation equipment:

Schedule A - Part 1 - Real Estate Owned

N O N E

Schedule A - Part 2 - Real Estate Acquired and Additions Made

N O N E

Schedule A - Part 3 - Real Estate Disposed

N O N E

Schedule B - Part 1 - Mortgage Loans Owned

N O N E

Schedule B - Part 2 - Mortgage Loans Acquired and Additions Made

N O N E

Schedule B - Part 3 - Mortgage Loans Disposed, Transferred or Repaid

N O N E

Schedule BA - Part 1 - Other Long-Term Invested Assets Owned

N O N E

Schedule BA - Part 2 - Other Long-Term Invested Assets Acquired and Additions Made

N O N E

Schedule BA - Part 3 - Other Long-Term Invested Assets Disposed, Transferred or Repaid

N O N E

ANNUAL STATEMENT FOR THE YEAR 2019 OF THE Aetna Health Inc. (a New Jersey corporation)

SCHEDULE D - PART 1

Showing All Long-Term BONDS Owned December 31 of Current Year

1	2	Codes			6	7	Fair Value		10	11	Change in Book/Adjusted Carrying Value				Interest					Dates	
		3	4	5			8	9			12	13	14	15	16	17	18	19	20	21	22
CUSIP Identification	Description	C o d e	F o r e i g n	Bond Char	NAIC Designation and Administrative Symbol	Actual Cost	Rate Used to Obtain Fair Value	Fair Value	Par Value	Book/ Adjusted Carrying Value	Unrealized Valuation Increase/ (Decrease)	Current Year's (Amor-tization) Accretion	Current Year's Other-Than-Temporary Impairment Recognized	Total Foreign Exchange Change in Book/ Adjusted Carrying Value	Rate of	Effective Rate of	When Paid	Admitted Amount Due and Accrued	Amount Received During Year	Acquired	Stated Contractual Maturity Date
912828-3Y-4	US TREASURY NOTE/BOND	.SD			1	2,608,467	100.0980	2,612,549	2,610,000	2,609,797	.0	.748	.0	.0	2.250	2.281	FA	19,844	58,725	03/21/2018	02/29/2020
912828-1P-2	US TREASURY NOTE/BOND	.SD				596,813	100.2230	601,336	600,000	599,916	.0	.357	.0	.0	3.625	3.690	FA	8,215	21,750	04/30/2010	02/15/2020
912828-N8-9	US TREASURY NOTE/BOND	.SD			1	6,468,516	99.7150	6,481,465	6,500,000	6,476,575	.0	8,059	.0	.0	1.375	1.712	JJ	37,401	.0	08/13/2019	01/31/2021
912828-WE-6	US TREASURY NOTE/BOND	.SD			1	3,921,250	104.0310	4,161,250	4,000,000	3,966,298	.0	8,073	.0	.0	2.750	2.982	MN	14,203	110,000	12/31/2013	11/15/2023
912828-XU-9	US TREASURY NOTE/BOND	.SD			1	7,430,859	99.9450	7,495,898	7,500,000	7,471,270	.0	40,411	.0	.0	1.500	2.352	JD	5,225	112,500	05/08/2019	06/15/2020
912828-YP-9	US TREASURY NOTE/BOND	.SD			1	8,980,313	99.8480	8,986,289	9,000,000	8,980,369	.0	.57	.0	.0	1.500	1.621	AO	22,995	.0	12/26/2019	10/31/2021
0199999. Subtotal - Bonds - U.S. Governments - Issuer Obligations						30,006,218	XXX	30,338,787	30,210,000	30,104,225	0	57,705	0	0	XXX	XXX	XXX	107,883	302,975	XXX	XXX
0599999. Total - U.S. Government Bonds						30,006,218	XXX	30,338,787	30,210,000	30,104,225	0	57,705	0	0	XXX	XXX	XXX	107,883	302,975	XXX	XXX
1099999. Total - All Other Government Bonds						0	XXX	0	0	0	0	0	0	0	XXX	XXX	XXX	0	0	XXX	XXX
574193-GD-4	MARYLAND STATE OF LOCAL FACS LOAN 2ND SER B	.O		2	1FE	5,000,000	100.6750	5,033,750	5,000,000	5,000,000	.0	.0	.0	.0	2.250	2.250	FA	46,875	112,500	08/02/2012	08/01/2023
57582N-XH-3	MASSACHUSETTS STATE REF SER B GENL OBL	.SD			1FE	5,260,350	106.5720	5,328,600	5,000,000	5,033,669	.0	(20,127)	.0	.0	5.250	4.800	FA	109,375	262,500	06/15/2004	08/01/2021
1199999. Subtotal - Bonds - U.S. States, Territories and Possessions - Issuer Obligations						10,260,350	XXX	10,362,350	10,000,000	10,033,669	0	(20,127)	0	0	XXX	XXX	XXX	156,250	375,000	XXX	XXX
1799999. Total - U.S. States, Territories and Possessions Bonds						10,260,350	XXX	10,362,350	10,000,000	10,033,669	0	(20,127)	0	0	XXX	XXX	XXX	156,250	375,000	XXX	XXX
016249-JN-5	ALIEF TEXAS INDEP SCH DIST REF	.SD			1FE	2,602,593	103.9060	2,623,627	2,525,000	2,545,654	.0	(9,367)	.0	.0	3.000	2.600	FA	28,617	75,750	06/26/2013	02/15/2022
358232-3J-3	FRESNO CALIFORNIA UNI SCH DIST REF SER A	.SD		2	1FE	3,000,000	110.8900	3,326,700	3,000,000	3,000,000	.0	.0	.0	.0	4.000	4.000	FA	50,000	120,000	11/16/2016	08/01/2041
482124-PY-4	JURUPA CALIFORNIA UNIF SCH DIS REF	.SD		2	1FE	3,585,750	103.5000	4,347,000	4,200,000	3,788,738	.0	38,956	.0	.0	2.875	4.248	FA	50,313	120,750	04/01/2014	08/01/2028
86476P-RX-8	SUFFOLK CNTY N Y SER A REF	.SD			1FE	5,390,603	101.3320	4,934,868	4,870,000	4,927,413	.0	(152,773)	.0	.0	5.000	1.800	MN	31,114	243,500	11/23/2016	05/15/2020
889855-ZP-0	TOMBALL TEXAS INDEPT SCH DIST REF	.SD		2	1FE	7,017,096	118.3260	6,667,670	5,635,000	6,389,309	.0	(137,593)	.0	.0	5.000	2.220	FA	106,439	281,750	03/25/2015	02/15/2026
1899999. Subtotal - Bonds - U.S. Political Subdivisions - Issuer Obligations						21,596,042	XXX	21,899,865	20,230,000	20,651,114	0	(260,777)	0	0	XXX	XXX	XXX	266,483	841,750	XXX	XXX
2499999. Total - U.S. Political Subdivisions Bonds						21,596,042	XXX	21,899,865	20,230,000	20,651,114	0	(260,777)	0	0	XXX	XXX	XXX	266,483	841,750	XXX	XXX
160853-PY-7	CHARLOTTE-MECKLENBURG HOSP CAROLINAS HEALTHCARE SYS-SER A	.SD		2	1FE	1,655,250	103.6900	1,555,350	1,500,000	1,530,437	.0	(28,407)	.0	.0	5.125	3.123	JJ	35,448	76,875	05/08/2015	01/15/2037
46246P-MG-3	IOWA ST FIN AUTH HLTH CARE FAC GENESIS HLTH SYS	.SD		2	1FE	5,215,550	113.0440	5,652,200	5,000,000	5,090,634	.0	(23,182)	.0	.0	5.500	4.930	JJ	137,500	275,000	11/08/2013	07/01/2033
46246P-MM-0	IOWA ST FIN AUTH HLTH CARE FAC GENESIS HLTH SYS	.SD		1	1FE	4,907,850	111.3140	5,565,700	5,000,000	4,927,735	.0	3,631	.0	.0	5.000	5.150	JJ	125,000	250,000	11/08/2013	07/01/2033
56036Y-AN-5	MAIN STR NAT GAS INC GA GAS PROJ REF SER B	.SD			1FE	5,142,100	100.7100	5,035,500	5,000,000	5,002,359	.0	(14,726)	.0	.0	5.000	4.699	MS	73,611	250,000	06/12/2007	03/15/2020
586111-KS-4	MEMPHIS-SHELBY CNTY TENN ARPT AMT-REF-SER B	.SD			1FE	5,252,575	102.1440	4,341,120	4,250,000	4,325,410	.0	(148,544)	.0	.0	5.625	2.040	JJ	119,531	239,062	05/21/2013	07/01/2020
629621-EW-9	NACOGDOCHES CNTY TX HOSP DIST REF & IMPT	.SD		2	6FE	1,106,080	.60.8930	608,930	1,000,000	608,930	(126,002)	(12,048)	.0	.0	5.000	3.651	MN	6,389	50,000	12/11/2012	05/15/2043
64577B-KK-9	NEW JERSEY ST ECON DEV AUTH REF SER XX	.SD		2	2FE	508,679	111.1690	566,962	510,000	509,117	.0	115	.0	.0	4.250	4.281	JD	963	21,675	10/22/2015	06/15/2026
64971W-WP-1	NEW YORK CITY NY TRANSITIONAL FUTURE TAX SECURED-SUB-FISCAL			2	1FE	2,247,840	117.2340	2,344,680	2,000,000	2,204,165	.0	(33,124)	.0	.0	5.000	3.000	FA	41,665	100,000	08/30/2018	08/01/2037
64972G-KF-0	NEW YORK CITY NY MUNI WTR FIN REF-2ND GEN RESOLUTION	.SD		2	1FE	5,753,650	120.4550	6,022,750	5,000,000	5,545,654	.0	(68,917)	.0	.0	5.000	3.235	JD	11,111	250,000	11/14/2016	06/15/2037
66285W-VM-4	NORTH TEXAS TWY AUTH REV REF-1ST TIER SER A	.SD		2	1FE	2,784,400	109.7580	2,743,950	2,500,000	2,669,740	.0	(53,685)	.0	.0	5.000	2.631	JJ	62,500	125,000	10/13/2017	01/01/2038
677632-RX-1	OHIO ST UNIV GEN ROPTS SER A	.O			1FE	3,111,137	112.8960	2,777,242	2,460,000	2,689,719	.0	(64,133)	.0	.0	5.000	2.150	JD	10,250	123,000	12/26/2012	06/01/2023
74381M-AF-2	PROVIDENCE R I PUB BLDGS AUTH VARIOUS CAP PROJ-SER A	.SD			1FE	840,860	103.3930	816,805	790,000	803,241	.0	(8,682)	.0	.0	5.125	3.928	JD	1,799	40,488	05/08/2015	06/15/2021
89602N-G4-0	TRIBOROUGH BRDG AND TUNL CABS REF SUB SER A	.SD			1FE	840,000	81.3250	1,219,875	1,500,000	1,065,802	.0	36,263	.0	.0	0.000	3.492	N/A	.0	.0	02/12/2013	11/15/2029
91514A-HW-8	UNIV OF TEXAS TX UNIV REVENUES PREREFUNDED	.SD			1	2,333,753	107.9930	2,273,253	2,105,000	2,223,353	.0	(53,858)	.0	.0	5.000	2.270	FA	39,761	105,250	12/04/2017	08/15/2027
91514A-JA-4	UNIV OF TEXAS TX UNIV REVENUES UNREFUNDED REF FING SYS SER A	.SD		2	1FE	770,527	107.9730	750,412	695,000	734,076	.0	(17,782)	.0	.0	5.000	2.270	FA	13,128	34,750	12/04/2017	08/15/2027
2599999. Subtotal - Bonds - U.S. Special Revenues - Issuer Obligations						42,470,251	XXX	42,274,729	39,310,000	39,930,372	(126,002)	(487,079)	0	0	XXX	XXX	XXX	678,656	1,941,100	XXX	XXX
3140J5-3X-5	FED NATL MTGE ASSN POOL NO BM1713			4	1	4,075,580	104.9930	4,307,331	4,102,503	4,076,052	.0	253	.0	.0	3.500	3.585	MON	11,966	143,588	05/09/2018	09/01/2047
2699999. Subtotal - Bonds - U.S. Special Revenues - Residential Mortgage-Backed Securities						4,075,580	XXX	4,307,331	4,102,503	4,076,052	0	253	0	0	XXX	XXX	XXX	11,966	143,588	XXX	XXX
75076P-AJ-4	RAILSPLITTER TOBACCO SETTLEMENT AUTH ILL	.SD			1FE	3,355,424	105.6020	3,014,937	2,855,000	2,978,053	.0	(84,569)	.0	.0	5.375	2.265	JD	12,788	153,456	05/08/2015	06/01/2021
2899999. Subtotal - Bonds - U.S. Special Revenues - Other Loan-Backed and Structured Securities						3,355,424	XXX	3,014,937	2,855,000	2,978,053	0	(84,569)	0	0	XXX	XXX	XXX	12,788	153,456	XXX	XXX
3199999. Total - U.S. Special Revenues Bonds						49,901,255	XXX	49,596,997	46,267,503	46,984,477	(126,002)	(571,395)	0	0	XXX	XXX	XXX	703,410	2,238,144	XXX	XXX
00164V-AC-7	AMC NETWORKS INC SR UNSECURED			2	3FE	235,000	101.0220	252,554	250,000	243,101	.0	2,081	.0	.0	4.750	5.752	JD	528	11,875	06/30/2015	12/15/2022
00164V-AD-5	AMC NETWORKS INC SR UNSECURED			1	3FE	498,875	102.1370	510,687	500,000	498,146	23,018	.373	.0	.0	5.000	5.096	AO	6,250	25,000	03/24/2016	04/01/2024
013817-AU-5	ALCOA INC SR UNSECURED				3FE	548,125	102.1810	510,905	500,000	506,400	6,282	(10,003)	.0	.0	6.150	4.037	FA	11,617	30,750	07/09/2015	08/15/2020
030981-AK-0	AMERIGAS PARTNERS LP SR UNSECURED			1	3FE	1,010,000	108.1940	1,081,944	1,000,000	1,007,212	93,349	(1,187)	.0	.0	5.500	5.338	MN	6,264	55,000	07/13/2017	05/20/2025

ANNUAL STATEMENT FOR THE YEAR 2019 OF THE Aetna Health Inc. (a New Jersey corporation)

SCHEDULE D - PART 1

Showing All Long-Term BONDS Owned December 31 of Current Year

1	2	Codes			6	7	Fair Value		10	11	Change in Book/Adjusted Carrying Value				Interest				Dates		
		3	4	5			8	9			12	13	14	15	16	17	18	19	20	21	22
CUSIP Identification	Description	C o d e	F o r e i g n	Bond Char	NAIC Designation and Administrative Symbol	Actual Cost	Rate Used to Obtain Fair Value	Fair Value	Par Value	Book/ Adjusted Carrying Value	Unrealized Valuation Increase/ (Decrease)	Current Year's (Amor-tization) Accretion	Current Year's Other-Than-Temporary Impairment Recognized	Total Foreign Exchange Change in Book/ Adjusted Carrying Value	Rate of	Effective Rate of	When Paid	Admitted Amount Due and Accrued	Amount Received During Year	Acquired	Stated Contractual Maturity Date
031162-CP-3	AMGEN INC SR UNSECURED			1	2FE	1,939,080		101.4330	2,028,653	1,963,256	0	14,667	0	0	2,650	3,466	MN	7,361	53,000	04/26/2018	05/11/2022
035242-AL-0	ANHEUSER-BUSCH INBEV FIN SR UNSECURED			1	2FE	932,263		103.5890	931,265	899,000	0	(6,112)	0	0	3,300	2,554	FA	12,361	29,667	07/27/2017	02/01/2023
03674P-AL-7	ANTERO RESOURCES FINANCE CORP SR UNSECURED			1	3FE	237,696		95.3030	238,257	250,000	10,252	(2,598)	12,304	0	5,375	4,087	MN	2,240	13,438	10/27/2017	11/01/2021
054561-AC-9	AXA EQUITABLE HOLDINGS INC SR UNSECURED			1	2FE	1,498,010		104.8830	1,573,250	1,500,000	0	407	0	0	3,900	3,933	AO	11,538	58,500	01/16/2019	04/20/2023
086526-AA-7	BEST BUY CO INC SR UNSECURED			1	2FE	996,080		109.6060	1,096,062	1,000,000	0	908,426	0	0	4,450	4,499	AO	11,125	44,994	09/25/2018	10/01/2028
095370-AB-8	BLUE CUBE SPINCO INC SR UNSECURED			2	3FE	1,121,724		107.7300	1,077,297	1,000,000	16,045	(33,257)	0	0	9,750	6,036	AO	20,583	97,500	10/27/2017	10/15/2023
095370-AD-4	BLUE CUBE SPINCO INC SR UNSECURED			2	3FE	521,687		110.6780	553,389	500,000	0	(2,836)	0	0	10,000	9,149	AO	10,556	50,000	10/03/2016	10/15/2025
1248EP-AY-9	CCO HOLDINGS LLC CAP CORP SR UNSECURED			1	3FE	498,125		101.3190	506,594	500,000	0	897	0	0	5,250	5,312	MS	6,635	26,250	07/09/2015	09/30/2022
1248EP-BF-9	CCO HOLDINGS LLC CAP CORP SR UNSECURED			2	3FE	563,454		102.3390	562,863	550,000	22,499	(3,683)	0	0	5,125	4,394	MN	4,698	28,188	10/27/2017	05/01/2023
12527G-AF-0	CF INDUSTRIES INC				3FE	902,500		112.4280	1,124,282	1,000,000	0	908,851	59,909	0	5,150	6,119	MS	15,164	51,500	05/03/2018	03/15/2034
20030N-CR-0	COMCAST CORP SR UNSECURED			1	1FE	1,999,880		106.5590	2,131,185	2,000,000	0	39	0	0	3,700	3,701	AO	15,622	76,056	10/02/2018	04/15/2024
233331-AW-7	DTE ENERGY CO SR UNSECURED SERIES C				2FE	999,670		100.1400	1,001,402	1,000,000	0	(2)	0	0	2,529	2,536	AO	6,323	5,122	08/08/2019	10/01/2024
233851-DJ-0	DATAMILER FINANCE NA LLC SR UNSECURED				1FE	1,999,500		101.6000	2,031,994	2,000,000	0	165	0	0	3,350	3,359	MN	10,608	67,000	05/01/2018	05/04/2021
25277L-AA-4	DIAMOND SPORTS GR/DIAMON SECURED			1	3FE	1,000,000		101.3210	1,013,212	1,000,000	0	0	0	0	5,375	5,375	FA	22,247	0	07/18/2019	08/15/2026
25470X-AQ-8	DISH DBS CORP SR UNSECURED				4FE	1,022,500		100.8060	1,008,060	1,000,000	13,633	(5,025)	0	0	5,125	4,603	MN	8,542	51,250	06/11/2015	05/01/2020
292480-AK-6	ENABLE MIDSTREAM PARTNERS SR UNSECURED			1	2FE	498,075		99.5390	497,693	500,000	0	169	0	0	4,400	4,448	MS	6,478	22,000	03/06/2017	03/15/2027
29278N-AK-9	ENERGY TRANSFER PARTNERS SR UNSECURED				2FE	265,000		103.9980	259,996	250,000	0	(7,307)	0	0	7,500	3,501	AO	3,958	18,750	03/25/2019	10/15/2020
29278N-AL-7	ENERGY TRANSFER PARTNERS SR UNSECURED			1	2FE	2,022,500		104.3000	2,086,007	2,000,000	0	(4,435)	0	0	4,250	3,923	MS	25,026	42,500	03/25/2019	03/15/2023
29379V-BS-1	ENTERPRISE PRODUCTS OPER SR UNSECURED				2FE	1,999,700		103.0340	2,060,684	2,000,000	0	69	0	0	3,500	3,506	FA	29,167	56,389	10/03/2018	02/01/2022
35671D-AU-9	FREEMPORT-MCMORAN C & G SR UNSECURED			1	3FE	215,140		101.5330	251,803	248,000	0	5,822	0	0	3,550	6,368	MS	2,935	8,804	06/24/2016	03/01/2022
364760-AK-4	GAP INC SR UNSECURED			1	2FE	306,000		103.6450	310,935	300,000	0	(1,353)	0	0	5,950	5,453	AO	3,917	17,850	05/31/2016	04/12/2021
369550-BE-7	GENERAL DYNAMICS CORP SR UNSECURED				1FE	1,986,100		101.5870	2,031,733	2,000,000	0	4,578	0	0	3,000	3,245	MN	8,333	60,000	05/08/2018	05/11/2021
382550-BE-0	GOODYEAR TIRE & RUBBER SR UNSECURED			1	3FE	510,625		101.6450	508,226	500,000	14,693	(2,509)	0	0	5,125	4,585	MN	3,274	25,625	06/16/2016	11/15/2023
404121-AH-8	HCA INC SR UNSECURED			1	3FE	506,000		111.5550	557,774	500,000	19,420	(684)	0	0	5,375	5,179	MS	8,958	27,472	09/06/2018	09/01/2026
421924-BK-6	HEALTHSOUTH CORP SR UNSECURED				4FE	292,310		101.4660	295,267	291,000	0	(379)	0	0	5,750	5,609	MN	2,789	16,733	03/06/2017	11/01/2024
526057-BN-3	LENNAR CORP SR UNSECURED			1	3FE	137,355		105.1680	136,718	130,000	8,446	(1,492)	0	0	4,750	3,461	MN	789	6,175	10/27/2017	11/15/2022
532457-BP-2	LILLY ELI SR UNSECURED			1	1FE	1,499,475		104.8370	1,572,561	1,500,000	0	47	0	0	3,100	3,104	MN	5,942	46,500	05/04/2017	05/15/2027
629377-CC-4	NRG ENERGY INC SR UNSECURED				3FE	1,050,000		108.7700	1,087,698	1,000,000	32,736	(7,181)	0	0	6,625	5,660	JJ	30,549	66,250	04/17/2018	01/15/2027
629377-CL-4	NRG ENERGY INC 1ST LIEN			1	2FE	527,275		105.0040	525,022	500,000	0	(391)	0	0	4,450	3,754	JD	989	12,176	10/30/2019	06/15/2029
651229-AW-6	NEWELL RUBBERMAID INC SR UNSECURED			1	3FE	1,476,120		104.2160	1,563,233	1,500,000	0	2,647	0	0	4,200	4,440	AO	15,750	63,000	04/24/2018	04/01/2026
744573-AK-2	PUBLIC SERVICE ENTERPRIS SR UNSECURED			1	2FE	1,497,150		99.9780	1,499,673	1,500,000	0	569	0	0	2,000	2,040	MN	3,833	30,000	11/03/2016	11/15/2021
74913G-AX-3	QWEST CORP SR UNSECURED				3FE	540,000		107.6260	538,130	500,000	19,968	(10,028)	0	0	6,750	4,492	JD	2,813	33,750	01/03/2018	12/01/2021
817565-CE-2	SERVICE CORP INTL SR UNSECURED			1	3FE	1,012,500		105.9790	1,059,787	1,000,000	0	(816)	0	0	5,125	4,934	JD	4,271	27,049	05/09/2019	06/01/2029
824348-AU-0	SHERWIN WILLIAMS CO SR UNSECURED				2FE	899,442		101.6710	915,042	900,000	0	108	0	0	2,750	2,763	JD	2,063	24,750	05/02/2017	06/01/2022
845467-AL-3	SOUTHWESTERN ENERGY CO SR UNSECURED			1	3FE	441,250		91.8580	444,874	500,000	0	3,624	0	0	6,200	8,955	JJ	13,606	0	07/24/2019	01/23/2025
852060-AT-9	SPRINT CAP CORP SR UNSECURED				4FE	622,000		121.3970	606,985	500,000	(12,162)	(2,853)	0	0	8,750	5,971	MS	12,882	21,875	07/24/2019	03/15/2032
85207U-AE-5	SPRINT CORP SR UNSECURED				4FE	522,500		106.0050	530,026	500,000	1,922	(4,668)	0	0	7,250	6,166	MS	10,674	36,250	10/24/2016	09/15/2021
85207U-AK-1	SPRINT CORP SR UNSECURED			1	4FE	510,625		110.3810	551,906	500,000	0	(1,002)	0	0	7,625	7,214	MS	12,708	19,063	03/28/2019	03/01/2026
86765L-AJ-6	SUNOCO LP/FINANCE CORP SR UNSECURED				3FE	1,992,694		102.4230	2,048,465	2,000,000	39,352	1,208	0	0	4,875	4,953	JJ	44,958	97,500	11/30/2018	01/15/2023
86765L-AL-1	SUNOCO LP/FINANCE CORP SR UNSECURED			1	3FE	971,816		103.8710	1,038,708	1,000,000	28,519	3,237	0	0	5,500	5,985	FA	20,778	55,000	11/30/2018	02/15/2026
87264A-AP-0	T MOBILE USA INC SR UNSECURED				3FE	525,000		107.3780	536,888	500,000	0	(4,360)	0	0	6,500	5,342	JJ	14,986	32,500	01/10/2019	01/15/2026
87264A-AS-4	T MOBILE USA INC SR UNSECURED			1	3FE	521,875		103.4390	517,197	500,000	31,424	(4,384)	0	0	5,125	4,132	AO	5,410	25,62		

ANNUAL STATEMENT FOR THE YEAR 2019 OF THE Aetna Health Inc. (a New Jersey corporation)

SCHEDULE D - PART 1

Showing All Long-Term BONDS Owned December 31 of Current Year

1	2	Codes			6	7	Fair Value		10	11	Change in Book/Adjusted Carrying Value				Interest					Dates	
		3	4	5			8	9			12	13	14	15	16	17	18	19	20	21	22
CUSIP Identification	Description	C o d e	F o r e i g n	Bond Char	NAIC Design- ation and Admini- strative Symbol	Actual Cost	Rate Used to Obtain Fair Value	Fair Value	Par Value	Book/ Adjusted Carrying Value	Unrealized Valuation Increase/ (Decrease)	Current Year's (Amor- tization) Accretion	Current Year's Other- Than- Temporary Impairment Recognized	Total Foreign Exchange Change in Book/ Adjusted Carrying Value	Rate of	Effective Rate of	When Paid	Admitted Amount Due and Accrued	Amount Received During Year	Acquired	Stated Contractual Maturity Date
3499999. Subtotal - Bonds - Industrial and Miscellaneous (Unaffiliated) - Commercial Mortgage-Backed Securities						2,059,858	XXX	2,270,319	2,000,000	2,053,546	0	(5,353)	0	0	XXX	XXX	XXX	7,403	88,840	XXX	XXX
02587A-AP-9	AMERICAN EXPRESS CREDIT SERIES 19-2 CLASS B			4	.1FE	2,040,469	101.6450	2,032,901	2,000,000	2,036,421	0	(4,048)	0	0	2.860	2.054	MON	2,542	14,300	09/25/2019	11/15/2024
056828-AL-0	BAIN CAPITAL CREDIT CLO LTD SER 16-2A CLASS BR			4	.1FE	1,600,000	99.5320	1,592,512	1,600,000	1,600,000	0	0	0	0	3.786	3.516	JAJ0	13,125	16,626	08/13/2019	01/15/2029
126802-CL-9	CABELAS MASTER CREDIT CARD SER 2013-1A CLASS A			4	.1FE	2,920,898	101.5770	3,047,303	3,000,000	2,944,661	0	16,542	0	0	2.710	3.356	MON	3,613	81,300	07/18/2018	02/17/2026
26252E-AC-3	DRYDEN SENIOR LOAN FUND SERIES 18-70A CLASS A2A			4	.1FE	500,000	98.4030	492,014	500,000	500,000	0	0	0	0	3.451	3.500	JAJ0	3,691	16,495	12/07/2018	01/16/2032
55954H-AG-7	MAGNETITE CLO LTD SERIES 19-22A CLASS C			4	.1FE	1,500,000	101.0190	1,515,284	1,500,000	1,500,000	0	0	0	0	4.510	4.520	JAJ0	14,978	31,313	04/11/2019	04/15/2031
69377P-AC-8	PPM CLO 2 LTD SERIES 19-2A CLASS B1			4	.1FE	1,000,000	99.3630	993,632	1,000,000	1,000,000	0	0	0	0	4.151	4.049	JAJ0	8,678	28,739	01/29/2019	04/16/2032
3599999. Subtotal - Bonds - Industrial and Miscellaneous (Unaffiliated) - Other Loan-Backed and Structured Securities						9,561,367	XXX	9,673,646	9,600,000	9,581,082	0	12,494	0	0	XXX	XXX	XXX	46,827	188,773	XXX	XXX
3899999. Total - Industrial and Miscellaneous (Unaffiliated) Bonds						66,779,016	XXX	68,912,430	66,418,000	66,577,265	519,774	(72,247)	12,304	0	XXX	XXX	XXX	673,244	2,382,107	XXX	XXX
4899999. Total - Hybrid Securities						0	XXX	0	0	0	0	0	0	0	XXX	XXX	XXX	0	0	XXX	XXX
5599999. Total - Parent, Subsidiaries and Affiliates Bonds						0	XXX	0	0	0	0	0	0	0	XXX	XXX	XXX	0	0	XXX	XXX
6099999. Subtotal - SVO Identified Funds						0	XXX	0	0	0	0	0	0	0	XXX	XXX	XXX	0	0	XXX	XXX
6599999. Subtotal - Unaffiliated Bank Loans						0	XXX	0	0	0	0	0	0	0	XXX	XXX	XXX	0	0	XXX	XXX
7699999. Total - Issuer Obligations						159,490,652	XXX	161,844,196	154,568,000	155,662,017	393,772	(789,666)	12,304	0	XXX	XXX	XXX	1,828,286	5,565,319	XXX	XXX
7799999. Total - Residential Mortgage-Backed Securities						4,075,580	XXX	4,307,331	4,102,503	4,076,052	0	253	0	0	XXX	XXX	XXX	11,966	143,588	XXX	XXX
7899999. Total - Commercial Mortgage-Backed Securities						2,059,858	XXX	2,270,319	2,000,000	2,053,546	0	(5,353)	0	0	XXX	XXX	XXX	7,403	88,840	XXX	XXX
7999999. Total - Other Loan-Backed and Structured Securities						12,916,791	XXX	12,688,583	12,455,000	12,559,135	0	(72,075)	0	0	XXX	XXX	XXX	59,615	342,229	XXX	XXX
8099999. Total - SVO Identified Funds						0	XXX	0	0	0	0	0	0	0	XXX	XXX	XXX	0	0	XXX	XXX
8199999. Total - Affiliated Bank Loans						0	XXX	0	0	0	0	0	0	0	XXX	XXX	XXX	0	0	XXX	XXX
8299999. Total - Unaffiliated Bank Loans						0	XXX	0	0	0	0	0	0	0	XXX	XXX	XXX	0	0	XXX	XXX
8399999 - Total Bonds						178,542,881	XXX	181,110,429	173,125,503	174,350,750	393,772	(866,841)	12,304	0	XXX	XXX	XXX	1,907,270	6,139,976	XXX	XXX

Schedule D - Part 2 - Section 1 - Preferred Stocks Owned
N O N E

Schedule D - Part 2 - Section 2 - Common Stocks Owned
N O N E

ANNUAL STATEMENT FOR THE YEAR 2019 OF THE Aetna Health Inc. (a New Jersey corporation)

SCHEDULE D - PART 3

Showing All Long-Term Bonds and Stocks ACQUIRED During Current Year

1	2	3	4	5	6	7	8	9
CUSIP Identification	Description	Foreign	Date Acquired	Name of Vendor	Number of Shares of Stock	Actual Cost	Par Value	Paid for Accrued Interest and Dividends
912828-N8-9	US TREASURY NOTE/BOND 1.375% 01/31/21		08/13/2019	Evercore Group LLC		8,468,516	8,500,000	3,643
912828-XU-9	US TREASURY NOTE/BOND 1.500% 06/15/20		05/08/2019	Strategas Securities, LLC		7,430,859	7,500,000	44,815
912828-YP-9	US TREASURY NOTE/BOND 1.500% 10/31/21		12/26/2019	Evercore Group LLC		8,980,313	9,000,000	22,253
0599999. Subtotal - Bonds - U.S. Governments						22,879,688	23,000,000	70,711
025874-AP-9	AMERICAN EXPRESS CREDIT SERIES 19-2 CLASS B 2.860% 11/15/24		09/25/2019	WACHOVIA		2,040,468	2,000,000	1,907
054561-AC-9	AXA EQUITABLE HOLDINGS INC SR UNSECURED 3.900% 04/20/23		01/16/2019	Tax Free Exchange		1,498,010	1,500,000	13,975
056828-AL-0	BAIN CAPITAL CREDIT CLO LTD SER 16-2A CLASS BR 3.786% 01/15/29		08/13/2019	MITSUBISHI		1,600,000	1,600,000	8,594
233331-AW-7	DTE ENERGY CO SR UNSECURED SERIES C 2.529% 10/01/24		08/08/2019	WACHOVIA		999,670	1,000,000	1,750
25277L-AA-4	DIAMOND SPORTS GR/DIAMON SECURED 5.375% 08/15/26		07/18/2019	CHASE SECURITIES		1,000,000	1,000,000	0
29278N-AK-9	ENERGY TRANSFER PARTNERS SR UNSECURED 7.500% 10/15/20		03/25/2019	Taxable Exchange		265,000	250,000	8,333
29278N-AL-7	ENERGY TRANSFER PARTNERS SR UNSECURED 4.250% 03/15/23		03/25/2019	Taxable Exchange		2,022,500	2,000,000	2,361
55954H-AG-7	MAGNETITE CLO LTD SERIES 19-22A CLASS C 4.510% 04/15/31		04/11/2019	WACHOVIA		1,500,000	1,500,000	0
629377-CL-4	NRG ENERGY INC 1ST LIEN 4.450% 06/15/29		10/30/2019	MORGAN STANLEY		527,275	500,000	9,456
69377P-AC-8	PPM CLO 2 LTD SERIES 19-2A CLASS B1 4.151% 04/16/32		01/29/2019	GOLDMAN SACHS & CO		1,000,000	1,000,000	0
817565-CE-2	SERVICE CORP INTL SR UNSECURED 5.125% 06/01/29		05/09/2019	CHASE SECURITIES		1,012,500	1,000,000	0
845467-AL-3	SOUTHWESTERN ENERGY CO SR UNSECURED 6.200% 01/23/25		07/24/2019	DEUTSCHE BANK		441,250	500,000	258
852060-AT-9	SPRINT CAP CORP SR UNSECURED 8.750% 03/15/32		07/24/2019	DEUTSCHE BANK		622,000	500,000	15,920
85207U-AK-1	SPRINT CORP SR UNSECURED 7.625% 03/01/26		03/28/2019	BARCLAY INVESTMENTS		510,625	500,000	3,177
87264A-AP-0	T MOBILE USA INC SR UNSECURED 6.500% 01/15/26		01/10/2019	Citigroup Global Markets Inc		525,000	500,000	16,160
98212B-AJ-2	WPX ENERGY INC SR UNSECURED 5.250% 10/15/27		12/16/2019	GOLDMAN SACHS & CO		1,030,000	1,000,000	12,250
3899999. Subtotal - Bonds - Industrial and Miscellaneous (Unaffiliated)						16,594,298	16,350,000	94,141
8399997. Total - Bonds - Part 3						39,473,986	39,350,000	164,852
8399998. Total - Bonds - Part 5						26,009,842	22,750,000	112,201
8399999. Total - Bonds						65,483,828	62,100,000	277,053
8999997. Total - Preferred Stocks - Part 3						0	XXX	0
8999998. Total - Preferred Stocks - Part 5						0	XXX	0
8999999. Total - Preferred Stocks						0	XXX	0
9799997. Total - Common Stocks - Part 3						0	XXX	0
9799998. Total - Common Stocks - Part 5						0	XXX	0
9799999. Total - Common Stocks						0	XXX	0
9899999. Total - Preferred and Common Stocks						0	XXX	0
9999999 - Totals						65,483,828	XXX	277,053

ANNUAL STATEMENT FOR THE YEAR 2019 OF THE Aetna Health Inc. (a New Jersey corporation)

SCHEDULE D - PART 4

Showing All Long-Term Bonds and Stocks SOLD, REDEEMED or Otherwise DISPOSED OF During Current Year

1	2	3	4	5	6	7	8	9	10	Change In Book/Adjusted Carrying Value					16	17	18	19	20	21
										11	12	13	14	15						
CUSIP Identification	Description	Foreign	Disposal Date	Name of Purchaser	Number of Shares of Stock	Consideration	Par Value	Actual Cost	Prior Year Book/ Adjusted Carrying Value	Unrealized Valuation Increase/ Decrease	Current Year's (Amortization)/ Accretion	Current Year's Other-Than-Temporary Impairment Recognized	Total Change in Book/ Adjusted Carrying Value (11+12-13)	Total Foreign Exchange Change in Book/ Adjusted Carrying Value	Book/ Adjusted Carrying Value at Disposal Date	Foreign Exchange Gain (Loss) on Disposal	Realized Gain (Loss) on Disposal	Total Gain (Loss) on Disposal	Bond Interest/ Stock Dividends Received During Year	Stated Contractual Maturity Date
912828-5K-2	US TREASURY NOTE/BOND 2.875% 10/31/23		05/30/2019	MIZUHO SECURITIES USA		7,221,458	7,000,000	6,988,516	6,988,719	0	882	0	882	0	6,989,601	0	231,859	231,859	111,576	10/31/2023
912828-5M-8	US TREASURY NOTE/BOND 3.125% 11/15/28		03/29/2019	Various		5,199,612	5,000,000	5,004,688	5,004,524	0	(67)	0	(67)	0	5,004,457	0	195,155	195,155	38,307	11/15/2028
912828-F6-2	US TREASURY NOTE/BOND 1.500% 10/31/19		10/31/2019	Maturity		2,000,000	2,000,000	1,998,906	1,997,592	0	3,238	831	2,407	0	2,000,000	0	0	0	30,000	10/31/2019
912828-UB-4	US TREASURY NOTE/BOND 1.000% 11/30/19		11/30/2019	Maturity		2,000,000	2,000,000	1,996,641	1,998,983	0	4,178	3,162	1,016	0	2,000,000	0	0	0	20,000	11/30/2019
0599999	Subtotal - Bonds - U.S. Governments					16,421,070	16,000,000	15,988,751	15,989,818	0	8,231	3,993	4,238	0	15,994,058	0	427,014	427,014	199,883	XXX
57582N-SJ-5	MASSACHUSETTS STATE REF SER D GENL OBL 5.500% 10/01/19		10/01/2019	Maturity		5,000,000	5,000,000	5,597,550	5,038,281	0	(38,281)	0	(38,281)	0	5,000,000	0	0	0	275,000	10/01/2019
1799999	Subtotal - Bonds - U.S. States, Territories and Possessions					5,000,000	5,000,000	5,597,550	5,038,281	0	(38,281)	0	(38,281)	0	5,000,000	0	0	0	275,000	XXX
189342-E9-5	CLOVIS CA UNIF SCH DIST CABS-REF 0.000% 08/01/32		10/24/2019	Mesirow Financial		704,840	1,000,000	604,730	630,040	0	17,928	0	17,928	0	647,968	0	56,872	56,872	0	08/01/2032
189342-F2-9	CLOVIS CA UNIF SCH DIST CABS-REF 0.000% 08/01/33		01/24/2019	Stifel Nicolaus & Co.		425,405	720,000	414,367	432,222	0	1,136	0	1,136	0	433,357	0	(7,953)	(7,953)	0	08/01/2033
199492-IA-3	COLUMBUS OH SER A 5.000% 04/01/30		01/16/2019	Wachovia		4,283,370	3,500,000	4,127,725	4,117,722	0	(2,598)	0	(2,598)	0	4,115,124	0	168,246	168,246	44,236	04/01/2030
2499999	Subtotal - Bonds - U.S. Political Subdivisions of States, Territories and Possessions					5,413,615	5,220,000	5,146,822	5,179,984	0	16,466	0	16,466	0	5,196,449	0	217,165	217,165	44,236	XXX
181012-AU-9	CLARK CNTY NEV SALES EXCISE REF 5.000% 07/01/29		07/01/2019	Call 100.0000		5,020,000	5,020,000	5,244,745	5,034,453	0	(14,453)	0	(14,453)	0	5,020,000	0	0	0	251,000	07/01/2029
251250-AN-6	DETROIT MI WTR & SEWERAGE DEPT REF-SR LIEN-SER A 5.250% 07/01/26		10/30/2019	US Healthcare		1,099,110	1,000,000	1,108,290	1,056,430	0	(12,825)	0	(12,825)	0	1,043,605	0	55,505	55,505	69,854	07/01/2026
3140J5-3X-5	FED NATL MTGE ASSN POOL NO BM1713 3.500% 09/01/47		12/01/2019	Paydown		411,797	411,797	409,095	409,116	0	2,680	0	2,680	0	411,797	0	0	0	9,569	09/01/2047
576049-W3-0	MASSACHUSETTS STATE REF GEN SER B 5.250% 08/01/30		11/25/2019	SIEBERT, BRANDFORD & CO		2,015,160	1,500,000	1,855,185	1,852,994	0	(23,649)	0	(23,649)	0	1,829,345	0	185,815	185,815	104,125	08/01/2030
650028-PA-5	NEW YORK STATE TWY AUTH ST INCOME TAX SER A 5.250% 03/15/19		03/15/2019	Maturity		5,000,000	5,000,000	5,554,800	5,012,631	0	(12,631)	0	(12,631)	0	5,000,000	0	0	0	131,250	03/15/2019
70870F-AF-3	PENNSYLVANIA ECONOMIC DEV FIN PHILADELPHIA BIOSOLIDS FAC 5.625% 01/01/19		01/01/2019	Maturity		250,000	250,000	249,550	250,000	0	0	0	0	0	250,000	0	0	0	7,031	01/01/2019
74381M-AF-2	PROVIDENCE R I PUB BLDGS AUTH VARIOUS CAP PROJ-SER A 5.125% 06/15/21		06/17/2019	Call 100.0000		370,000	370,000	393,821	380,268	0	(1,849)	0	(1,849)	0	378,419	0	(8,419)	(8,419)	9,481	06/15/2021
3199999	Subtotal - Bonds - U.S. Special Revenues					14,166,067	13,551,797	14,815,486	13,995,892	0	(62,727)	0	(62,727)	0	13,933,166	0	232,901	232,901	582,310	XXX
00206R-BD-3	AT&T CORP SR UNSECURED 3.000% 02/15/22		04/05/2019	GOLDMAN SACHS & CO		3,007,500	3,000,000	3,011,280	3,008,573	0	(730)	0	(730)	0	3,007,843	0	(343)	(343)	58,500	02/15/2022
01741R-AE-2	ALLEGHENY TECHNOLOGIES SR NOTES 5.950% 01/15/21		12/23/2019	Call 104.1822		416,729	400,000	412,256	394,599	13,023	(7,622)	0	5,401	0	400,000	0	0	0	50,975	01/15/2021
035242-AL-0	ANHEUSER-BUSCH INBEV FIN SR UNSECURED 3.300% 02/01/23		04/25/2019	Call 102.3160		103,339	101,000	104,737	103,792	0	(217)	0	(217)	0	103,575	0	(2,575)	(2,575)	4,783	02/01/2023
03674X-AC-0	ANTERO RESSOURCES CORP SR UNSECURED 5.125% 12/01/22		02/05/2019	BANC AMERICA		202,500	200,000	205,270	187,990	14,952	(208)	0	14,744	0	202,735	0	(235)	(235)	1,879	12/01/2022
03674X-AF-3	ANTERO RESSOURCES CORP SR UNSECURED 5.625% 06/01/23		10/25/2019	GOLDMAN SACHS & CO		339,750	450,000	441,563	428,688	15,558	962	0	16,520	0	445,208	0	(105,458)	(105,458)	23,063	06/01/2023
054561-AA-3	AXA EQUITABLE HOLDINGS INC SR UNSECURED 3.900% 04/20/23		01/16/2019	Tax Free Exchange		1,498,010	1,500,000	1,497,780	1,497,996	0	14	0	14	0	1,498,010	0	0	0	13,975	04/20/2023
101137-AP-2	BOSTON SCIENTIFIC SR UNSECURED 2.850% 05/15/20		03/12/2019	Call 100.1368		3,004,103	3,000,000	3,000,000	3,000,000	0	0	0	0	0	3,000,000	0	0	0	31,891	05/15/2020
1248EP-AZ-6	CCO HOLDINGS LLC CAP CORP SR UNSECURED 5.125% 02/15/23		05/01/2019	Various Deutsche Bank - 2485		763,125	750,000	751,728	731,250	19,544	(451)	0	19,093	0	750,343	0	12,782	12,782	27,547	02/15/2023
1248EP-BM-4	CCO HOLDINGS LLC CAP CORP SR UNSECURED 5.750% 02/15/26		01/14/2019	DTC		498,750	500,000	500,000	490,173	9,828	0	0	9,828	0	500,000	0	(1,250)	(1,250)	12,059	02/15/2026
12527G-AB-9	CF INDUSTRIES INC CO GTD 7.125% 05/01/20		11/13/2019	Call 102.3199		1,023,199	1,000,000	1,097,990	1,028,912	23,986	(34,144)	0	(10,158)	0	1,018,754	0	(18,754)	(18,754)	96,824	05/01/2020
23283P-AG-9	CYRUSONE LP/CYRUSONE FIN SR UNSECURED 5.000% 03/15/24		05/16/2019	CHASE SECURITIES		1,020,000	1,000,000	1,015,000	980,093	33,816	(1,576)	0	32,240	0	1,012,333	0	7,667	7,667	34,028	03/15/2024
23283P-AG-9	CYRUSONE LP/CYRUSONE FIN SR UNSECURED 5.000% 03/15/24		12/10/2019	Call 103.2468		1,032,468	1,000,000	1,015,000	980,093	33,816	(13,909)	0	19,907	0	1,000,000	0	0	0	94,274	03/15/2024
25278X-AH-2	DIAMONDBACK ENERGY INC SR UNSECURED 5.375% 05/31/25		04/16/2019	GOLDMAN SACHS & CO		1,047,500	1,000,000	997,500	975,675	21,820	83	0	21,903	0	997,577	0	49,923	49,923	20,604	05/31/2025
254683-BP-9	DISCOVER CARD MASTER TRUST SER 2015-A2 CLASS A 1.900% 10/17/22		04/22/2019	BNP PARIBAS		1,986,563	2,000,000	1,965,625	1,977,506	0	5,404	0	5,404	0	1,982,910	0	3,653	3,653	13,617	10/17/2022
256882-AD-3	DPL INC SR UNSECURED 7.250% 10/15/21		06/24/2019	Various		393,288	365,000	391,631	379,177	3,031	(3,128)	0	(97)	0	379,080	0	14,207	14,207	18,450	10/15/2021

ANNUAL STATEMENT FOR THE YEAR 2019 OF THE Aetna Health Inc. (a New Jersey corporation)

SCHEDULE D - PART 4

Showing All Long-Term Bonds and Stocks SOLD, REDEEMED or Otherwise DISPOSED OF During Current Year

1	2	3	4	5	6	7	8	9	10	Change In Book/Adjusted Carrying Value					16	17	18	19	20	21	
										11	12	13	14	15							
CUSIP Identi- fication	Description	For- eign	Disposal Date	Name of Purchaser	Number of Shares of Stock	Con- sideration	Par Value	Actual Cost	Prior Year Book/ Adjusted Carrying Value	Unrealized Valuation Increase/ Decrease	Current Year's (Amor- tization)/ Accretion	Current Year's Other- Than- Temporary Impairment Recognized	Total Change in Book/ Adjusted Carrying Value (11+12-13)	Total Foreign Exchange Change in Book/ Adjusted Carrying Value	Book/ Adjusted Carrying Value at Disposal Date	Foreign Exchange Gain (Loss) on Disposal	Realized Gain (Loss) on Disposal	Total Gain (Loss) on Disposal	Bond Interest/ Stock Dividends Received During Year	Stated Con- tractual Maturity Date	
256882-AD-3	DPL INC SR UNSECURED 7.250% 10/15/21 ENERGY TRANSFER EQUITY 1ST LIEN 7.500% 10/15/20		05/07/2019	Call 110.3572		424,875	385,000	423,939	402,089	10,149	(3,563)	0	6,586	0	408,675	0	(23,675)	(23,675)	55,537	10/15/2021	
29273V-AC-4	ENERGY TRANSFER EQUITY FIRST LIEN 4.250% 03/15/23		03/25/2019	Taxable Exchange		265,000	250,000	231,250	241,978	0	997	0	997	0	242,976	0	22,024	22,024	8,333	10/15/2020	
29273V-AG-5	EQUINIX INC SR UNSECURED 5.375% 04/01/23		03/25/2019	Taxable Exchange		2,022,500	2,000,000	2,000,000	1,928,094	71,906	0	0	71,906	0	2,000,000	0	22,500	22,500	44,861	03/15/2023	
29444U-AM-8	EQUINIX INC SR UNSECURED 5.375% 05/15/27		11/18/2019	Corporate Actions		510,360	500,000	510,000	497,955	7,012	(1,886)	0	5,126	0	503,081	0	7,279	7,279	30,384	04/01/2023	
29444U-AR-7	FREEMPORT-MCMORAN C & G SR UNSECURED 3.550% 03/01/22		07/23/2019	WACHOVIA		624,950	580,000	623,303	573,883	42,711	(3,344)	0	39,367	0	613,250	0	11,700	11,700	21,649	05/15/2027	
35671D-AU-9	HCA INC SR UNSECURED 5.375% 09/01/26		08/16/2019	Corporate Actions		1,975	2,000	1,735	1,841	0	29	0	29	0	1,870	0	105	105	68	03/01/2022	
404121-AH-8	HEALTHSOUTH CORP SR UNSECURED 5.750% 11/01/24		10/29/2019	CHASE SECURITIES		550,625	500,000	506,000	486,354	19,420	(567)	0	18,853	0	505,207	0	45,418	45,418	31,951	09/01/2026	
421924-BK-6	HERSHEY COMPANY SR UNSECURED 2.900% 05/15/20		11/01/2019	Call 101.1507		211,405	209,000	209,941	209,071	421	(188)	0	233	0	209,304	0	(304)	(304)	13,457	11/01/2024	
427866-AY-4	NEWFIELD EXPLORATION CO SR UNSECURED 5.750% 01/30/22		05/09/2019	WACHOVIA		2,004,920	2,000,000	1,998,680	1,999,056	0	276	0	276	0	1,999,332	0	5,588	5,588	28,678	05/15/2020	
651290-AP-3	QUINTILES INTL SR UNSECURED 4.875% 05/15/23		03/12/2019	BARCLAY INVESTMENTS		792,900	750,000	778,125	761,251	2,597	(863)	0	1,734	0	762,985	0	29,915	29,915	26,833	01/30/2022	
748767-AF-7	SHERWIN WILLIAMS CO SR UNSECURED 2.750% 06/01/22		08/28/2019	Call 102.4380		768,285	750,000	734,231	734,231	0	2,125	0	2,125	0	736,357	0	13,643	13,643	47,027	05/15/2023	
824348-AU-0	SOUTHERN POWER CO SR UNSECURED 1.950% 12/15/19		08/28/2019	Corporate Actions		1,092,971	1,100,000	1,099,318	1,099,520	0	75	0	75	0	1,099,595	0	(6,624)	(6,624)	22,435	06/01/2022	
843646-AS-9	TENET HEALTHCARE CORP SECURED 6.000% 10/01/20		12/15/2019	Maturity		2,500,000	2,500,000	2,499,375	2,499,799	0	201	0	201	0	2,500,000	0	0	0	48,750	12/15/2019	
872430-AB-2	TRI POINTE GROUP INC SR UNSECURED 5.250% 06/01/27		03/07/2019	DEUTSCHE BANK		858,013	830,000	888,525	836,869	13,999	(2,205)	0	11,794	0	848,662	0	9,350	9,350	22,133	10/01/2020	
87265H-AF-6	TALLGRASS NRG PRTRN/FIN SR UNSECURED 4.750% 10/01/23		03/06/2019	Various DAIN RAUSCHER INC-69211		888,125	1,000,000	1,025,000	790,000	232,362	(405)	0	231,957	0	1,021,957	0	(133,832)	(133,832)	12,760	06/01/2027	
87470L-AE-1	TARGA RESOURCES PARTNERS SR UNSECURED 4.125% 11/15/19		01/31/2019			750,000	750,000	750,000	725,162	24,839	0	0	24,839	0	750,000	0	0	0	12,667	10/01/2023	
87612B-AR-3	CENOVUS ENERGY INC SR UNSECURED 5.700% 10/15/19		02/11/2019	Call 100.0000		650,000	650,000	539,500	621,506	0	3,478	0	3,478	0	624,983	0	25,017	25,017	6,405	11/15/2019	
15135U-AD-1	TORONTO DOMINION BANK SR UNSECURED 2.125% 04/07/21	A	10/15/2019	Maturity		192,308	192,308	165,865	185,672	0	6,637	0	6,637	0	192,308	0	0	0	10,962	10/15/2019	
89114Q-BG-2	ALIBABA GROUP HOLDING SR UNSECURED 2.500% 11/28/19	A	11/25/2019	TD Securities (USA)		2,006,860	2,000,000	1,947,640	1,957,975	0	16,433	0	16,433	0	1,974,406	0	32,454	32,454	48,403	04/07/2021	
01609W-AC-6	ELECTRICITE DE FRANCE SA SR UNSECURED 2.350% 10/13/20	D	11/25/2019	HSBC SEC INC		2,000,000	2,000,000	1,964,316	1,991,513	0	8,459	0	8,459	0	1,999,972	0	28	28	49,861	11/28/2019	
268317-AN-4	LLOYDS BANK PLC SR UNSECURED 3.300% 05/07/21	D	05/07/2019	TD Securities (USA)		994,120	1,000,000	991,550	996,845	0	623	0	623	0	997,469	0	(3,349)	(3,349)	13,447	10/13/2020	
53944V-AP-4	MIZUHO FINANCIAL GROUP SR UNSECURED 2.953% 02/28/22	D	03/14/2019	HSBC SEC INC		1,002,700	1,000,000	998,780	999,004	0	87	0	87	0	999,091	0	3,609	3,609	12,008	05/07/2021	
60687Y-AH-2		D	11/20/2019	RBS US		2,035,980	2,000,000	2,000,000	2,000,000	0	0	0	0	0	2,000,000	0	35,980	35,980	72,841	02/28/2022	
3899999. Subtotal - Bonds - Industrial and Miscellaneous (Unaffiliated)						39,485,696	39,214,308	39,294,433	38,704,185	614,790	(29,123)	0	585,667	0	39,289,848	0	56,443	56,443	1,143,919	XXX	
8399997. Total - Bonds - Part 4						80,486,448	78,986,105	80,843,042	78,908,160	614,790	(105,434)	3,993	505,363	0	79,413,521	0	933,523	933,523	2,245,348	XXX	
8399998. Total - Bonds - Part 5						26,631,534	22,750,000	26,009,842	0	0	(97,757)	0	(97,757)	0	25,912,084	0	719,450	719,450	424,422	XXX	
8399999. Total - Bonds						107,117,982	101,736,105	106,852,884	78,908,160	614,790	(203,191)	3,993	407,606	0	105,325,605	0	1,652,973	1,652,973	2,669,770	XXX	
8999997. Total - Preferred Stocks - Part 4						0	XXX	0	0	0	0	0	0	0	0	0	0	0	0	0	XXX
8999998. Total - Preferred Stocks - Part 5						0	XXX	0	0	0	0	0	0	0	0	0	0	0	0	0	XXX
8999999. Total - Preferred Stocks						0	XXX	0	0	0	0	0	0	0	0	0	0	0	0	0	XXX
9799997. Total - Common Stocks - Part 4						0	XXX	0	0	0	0	0	0	0	0	0	0	0	0	0	XXX
9799998. Total - Common Stocks - Part 5						0	XXX	0	0	0	0	0	0	0	0	0	0	0	0	0	XXX
9799999. Total - Common Stocks						0	XXX	0	0	0	0	0	0	0	0	0	0	0	0	0	XXX
9899999. Total - Preferred and Common Stocks						0	XXX	0	0	0	0	0	0	0	0	0	0	0	0	0	XXX
9999999 - Totals						107,117,982	XXX	106,852,884	78,908,160	614,790	(203,191)	3,993	407,606	0	105,325,605	0	1,652,973	1,652,973	2,669,770	XXX	

ANNUAL STATEMENT FOR THE YEAR 2019 OF THE Aetna Health Inc. (a New Jersey corporation)

SCHEDULE D - PART 5

Showing All Long-Term Bonds and Stocks ACQUIRED During Year and Fully DISPOSED OF During Current Year

1	2	3	4	5	6	7	8	9	10	11	Change in Book/Adjusted Carrying Value					17	18	19	20	21
											12	13	14	15	16					
CUSIP Identi- fication	Description	For- eign	Date Acquired	Name of Vendor	Disposal Date	Name of Purchaser	Par Value (Bonds) or Number of Shares (Stock)	Actual Cost	Consid- eration	Book/ Adjusted Carrying Value at Disposal	Unrealized Valuation Increase/ (Decrease)	Current Year's (Amort- ization)/ Accretion	Current Year's Other- Than- Temporary Impairment Recognized	Total Change in Book/ Adjusted Carrying Valu (12 + 13 - 14)	Total Foreign Exchange Change in Book/ Adjusted Carrying Value	Foreign Exchange Gain (Loss) on Disposal	Realized Gain (Loss) on Disposal	Total Gain (Loss) on Disposal	Interest and Dividends Received During Year	Paid for Accrued Interest and Dividends
912810-SH-2	US TREASURY NOTE/BOND 2.875% 05/15/49		07/23/2019	Evercore Group LLC	10/29/2019	WIZUHO SECURITIES USA	1,000,000	1,062,344	1,115,156	1,061,985	0	(358)	0	(358)	0	0	53,171	53,171	13,125	5,469
0599999	Subtotal - Bonds - U.S. Governments						1,000,000	1,062,344	1,115,156	1,061,985	0	(358)	0	(358)	0	0	53,171	53,171	13,125	5,469
467486-XB-7	JACKSON CNTY MO SCH DIST MO DIRECT DEPOSIT PROGRAM 5.500% 03/01/34		04/16/2019	G K Baum	05/30/2019	PIPER, JAFFRAY & HOPWOOD	2,000,000	2,548,160	2,598,680	2,543,977	0	(4,183)	0	(4,183)	0	0	54,703	54,703	9,167	0
2499999	Subtotal - Bonds - U.S. Political Subdivisions of States, Territories and Possessions						2,000,000	2,548,160	2,598,680	2,543,977	0	(4,183)	0	(4,183)	0	0	54,703	54,703	9,167	0
64971X-KF-4	NEW YORK CITY NY TRANSITIONAL SUBORDINATE-FUTURE TAX SECURED 5.000% 11/01/35		03/27/2019	GOLDMAN SACHS & CO	10/30/2019	US Healthcare	2,000,000	2,430,080	2,501,620	2,409,318	0	(20,762)	0	(20,762)	0	0	92,302	92,302	55,000	0
64972G-SR-6	NEW YORK CITY NY MUNI WTR FIN REF-2ND GEN-RESOLUTION-SUBSER 4.000% 06/15/40		03/12/2019	MERRILL LYNCH-MUNI	05/06/2019	MORGAN STANLEY	1,000,000	1,062,130	1,105,860	1,061,415	0	(715)	0	(715)	0	0	44,445	44,445	5,333	0
64972G-SZ-8	NEW YORK CITY NY MUNI WTR FIN REF-SUBORDINATE-SUBSER FF-2 5.000% 06/15/34		04/10/2019	SIEBERT, BRANDFORD & CO	04/16/2019	SIEBERT, BRANDFORD & CO	2,750,000	3,371,748	3,385,498	3,371,596	0	(152)	0	(152)	0	0	13,902	13,902	382	0
64972G-UD-4	NEW YORK CITY NY MUNI WTR FIN REF-SER AA 4.000% 06/15/40		07/24/2019	Mesirow Financial	10/30/2019	US Healthcare	2,000,000	2,285,040	2,273,100	2,259,165	0	(5,875)	0	(5,875)	0	0	13,935	13,935	26,222	5,333
64990A-GL-3	NEW YORK ST DORM AUTH SALES SALES TAX-SER A GROUP B 5.000% 03/15/38		03/18/2019	MERRILL LYNCH-MUNI	09/09/2019	Mesirow Financial	1,000,000	1,154,900	1,219,940	1,146,624	0	(8,276)	0	(8,276)	0	0	73,316	73,316	24,444	694
73358W-C6-9	PORT AUTH NY & NJ AMT-REF-CONSOL-SER 197 5.000% 11/15/32		04/08/2019	DAIN RAUSCHER INC-69211	10/30/2019	US Healthcare	1,000,000	1,166,710	1,191,760	1,155,596	0	(11,114)	0	(11,114)	0	0	36,164	36,164	47,917	20,139
79574C-CW-1	SALT RIVER ARIZONA PROJ AGRIC SER A 5.000% 01/01/37		04/02/2019	Mesirow Financial	10/30/2019	US Healthcare	1,500,000	1,796,670	1,837,260	1,779,139	0	(17,531)	0	(17,531)	0	0	58,121	58,121	62,292	19,375
79766D-MQ-9	SAN FRANCISCO CALIF CITY SAN FRANCISCO ARPT 5.000% 05/01/33		01/11/2019	JPM-CHASE	11/25/2019	Various	2,500,000	2,993,700	3,153,260	2,966,360	0	(27,340)	0	(27,340)	0	0	186,900	186,900	80,556	0
3199999	Subtotal - Bonds - U.S. Special Revenues						13,750,000	16,240,978	16,668,298	16,149,213	0	(91,765)	0	(91,765)	0	0	519,085	519,085	302,146	45,541
16411Q-AC-5	CHENIERE ENERGY PARTNERS SR UNSECURED 5.625% 10/01/26		03/27/2019	CHASE SECURITIES	04/16/2019	DEUTSCHE BANK	1,000,000	1,027,500	1,038,750	1,027,187	0	(313)	0	(313)	0	0	11,563	11,563	33,906	30,938
20338Q-AD-5	COMMScope INC 1ST LIEN 6.000% 03/01/26		05/13/2019	Citigroup Global Markets Inc	07/15/2019	BARCLAY INVESTMENTS	1,000,000	1,010,000	1,036,250	1,009,725	0	(275)	0	(275)	0	0	26,525	26,525	24,667	14,333
629377-CH-3	NRG ENERGY INC SR UNSECURED 5.250% 06/15/29		05/07/2019	CHASE SECURITIES	10/30/2019	GOLDMAN SACHS & CO	500,000	503,750	540,000	503,560	0	(190)	0	(190)	0	0	36,440	36,440	12,177	0
674599-CU-7	OCCIDENTAL PETROLEUM SR UNSECURED 2.600% 08/13/21		08/06/2019	Citigroup Global Markets Inc	11/18/2019	Various	2,000,000	1,998,240	2,008,150	1,998,343	0	103	0	103	0	0	9,807	9,807	7,656	0
852060-AT-9	SPRINT CAP CORP SR UNSECURED 8.750% 03/15/32		07/24/2019	DEUTSCHE BANK	09/10/2019	CHASE SECURITIES	500,000	622,000	627,500	621,224	0	(776)	0	(776)	0	0	6,276	6,276	21,510	15,920
910047-AK-5	UAL CORP SR UNSECURED 4.875% 01/15/25		05/07/2019	BARCLAY INVESTMENTS	05/08/2019	PRESSPRICH	500,000	496,870	498,125	496,870	0	0	0	0	0	0	1,255	1,255	68	0
071734-AD-9	BAUSCH HEALTH COS INC SR UNSECURED 7.000% 01/15/28	A	05/09/2019	GOLDMAN SACHS & CO	05/10/2019	PRESSPRICH	500,000	500,000	500,625	500,000	0	0	0	0	0	0	625	625	0	0
3899999	Subtotal - Bonds - Industrial and Miscellaneous (Unaffiliated)						6,000,000	6,158,360	6,249,400	6,156,909	0	(1,451)	0	(1,451)	0	0	92,491	92,491	99,984	61,191
8399998	Total - Bonds						22,750,000	26,009,842	26,631,534	25,912,084	0	(97,757)	0	(97,757)	0	0	719,450	719,450	424,422	112,201
8999998	Total - Preferred Stocks						0	0	0	0	0	0	0	0	0	0	0	0	0	0
9799998	Total - Common Stocks						0	0	0	0	0	0	0	0	0	0	0	0	0	0
9899999	Total - Preferred and Common Stocks						0	0	0	0	0	0	0	0	0	0	0	0	0	0
9999999	Totals						26,009,842	26,631,534	25,912,084		0	(97,757)	0	(97,757)	0	0	719,450	719,450	424,422	112,201

Schedule D-Part 6-Section 1-Valuation of Shares of Subsidiary, Controlled or Affiliated Companies

N O N E

Schedule D - Part 6 - Section 2

N O N E

ANNUAL STATEMENT FOR THE YEAR 2019 OF THE Aetna Health Inc. (a New Jersey corporation)

SCHEDULE DA - PART 1

Showing All SHORT-TERM INVESTMENTS Owned December 31 of Current Year

1	Codes		4	5	6	7	Change in Book/Adjusted Carrying Value				12	13	Interest						20
	2	3					8	9	10	11			14	15	16	17	18	19	
Description	Code	For- eign	Date Acquired	Name of Vendor	Maturity Date	Book/ Adjusted Carrying Value	Unrealized Valuation Increase/ (Decrease)	Current Year's (Amor- tization)/ Accretion	Current Year's Other- Than- Temporary Impairment Recognized	Total Foreign Exchange Change in Book/ Adjusted Carrying Value	Par Value	Actual Cost	Amount Due and Accrued Dec. 31 of Current Year on Bond Not in Default	Non- Admitted Due and Accrued	Rate of	Effective Rate of	When Paid	Amount Received During Year	Paid for Accrued Interest
US TREASURY NOTE/BOND	SD		09/11/2019	MIZUHO SECURITIES USA	07/31/2020	1,997,523	0	1,273	0	0	2,000,000	1,996,250	13,601	0	1.625	1.839	JJ	0	3,798
0199999. Subtotal - Bonds - U.S. Governments - Issuer Obligations						1,997,523	0	1,273	0	0	2,000,000	1,996,250	13,601	0	XXX	XXX	XXX	0	3,798
0599999. Total - U.S. Government Bonds						1,997,523	0	1,273	0	0	2,000,000	1,996,250	13,601	0	XXX	XXX	XXX	0	3,798
1099999. Total - All Other Government Bonds						0	0	0	0	0	0	0	0	0	XXX	XXX	XXX	0	0
1799999. Total - U.S. States, Territories and Possessions Bonds						0	0	0	0	0	0	0	0	0	XXX	XXX	XXX	0	0
2499999. Total - U.S. Political Subdivisions Bonds						0	0	0	0	0	0	0	0	0	XXX	XXX	XXX	0	0
3199999. Total - U.S. Special Revenues Bonds						0	0	0	0	0	0	0	0	0	XXX	XXX	XXX	0	0
3899999. Total - Industrial and Miscellaneous (Unaffiliated) Bonds						0	0	0	0	0	0	0	0	0	XXX	XXX	XXX	0	0
4899999. Total - Hybrid Securities						0	0	0	0	0	0	0	0	0	XXX	XXX	XXX	0	0
5599999. Total - Parent, Subsidiaries and Affiliates Bonds						0	0	0	0	0	0	0	0	0	XXX	XXX	XXX	0	0
6099999. Subtotal - SVO Identified Funds						0	0	0	0	0	0	0	0	0	XXX	XXX	XXX	0	0
6599999. Subtotal - Unaffiliated Bank Loans						0	0	0	0	0	0	0	0	0	XXX	XXX	XXX	0	0
7699999. Total - Issuer Obligations						1,997,523	0	1,273	0	0	2,000,000	1,996,250	13,601	0	XXX	XXX	XXX	0	3,798
7799999. Total - Residential Mortgage-Backed Securities						0	0	0	0	0	0	0	0	0	XXX	XXX	XXX	0	0
7899999. Total - Commercial Mortgage-Backed Securities						0	0	0	0	0	0	0	0	0	XXX	XXX	XXX	0	0
7999999. Total - Other Loan-Backed and Structured Securities						0	0	0	0	0	0	0	0	0	XXX	XXX	XXX	0	0
8099999. Total - SVO Identified Funds						0	0	0	0	0	0	0	0	0	XXX	XXX	XXX	0	0
8199999. Total - Affiliated Bank Loans						0	0	0	0	0	0	0	0	0	XXX	XXX	XXX	0	0
8299999. Total - Unaffiliated Bank Loans						0	0	0	0	0	0	0	0	0	XXX	XXX	XXX	0	0
8399999. Total Bonds						1,997,523	0	1,273	0	0	2,000,000	1,996,250	13,601	0	XXX	XXX	XXX	0	3,798
8699999. Total - Parent, Subsidiaries and Affiliates						0	0	0	0	0	XXX	0	0	0	XXX	XXX	XXX	0	0
9199999 - Totals						1,997,523	0	1,273	0	0	XXX	1,996,250	13,601	0	XXX	XXX	XXX	0	3,798

Schedule DB - Part A - Section 1 - Options, Caps, Floors, Collars, Swaps and Forwards Open
N O N E

Schedule DB - Part A - Section 2 - Options, Caps, Floors, Collars, Swaps and Forwards Terminated
N O N E

Schedule DB - Part B - Section 1 - Futures Contracts Open
N O N E

Schedule DB - Part B - Section 1B - Brokers with whom cash deposits have been made
N O N E

Schedule DB - Part B - Section 2 - Futures Contracts Terminated
N O N E

Schedule DB - Part D - Section 1 - Counterparty Exposure for Derivative Instruments Open
N O N E

Schedule DB - Part D-Section 2 - Collateral for Derivative Instruments Open - Pledged By
N O N E

Schedule DB - Part D-Section 2 - Collateral for Derivative Instruments Open - Pledged To
N O N E

Schedule DB - Part E - Derivatives Hedging Variable Annuity Guarantees as of December 31 of
Current Year
N O N E

Schedule DL - Part 1 - Reinvested Collateral Assets Owned
N O N E

Schedule DL - Part 2 - Reinvested Collateral Assets Owned
N O N E

Schedule E - Part 1 - Month End Depository Balances
N O N E

SCHEDULE E - PART 2 - CASH EQUIVALENTS

[illegible]

SCHEDULE E - PART 3 - SPECIAL DEPOSITS

	1	2	Deposits For the Benefit of All Policyholders		All Other Special Deposits	
			3	4	5	6
States, Etc.	Type of Deposit	Purpose of Deposit	Book/Adjusted Carrying Value	Fair Value	Book/Adjusted Carrying Value	Fair Value
1. Alabama	AL		0	0	0	0
2. Alaska	AK		0	0	0	0
3. Arizona	AZ		0	0	0	0
4. Arkansas	AR		0	0	0	0
5. California	CA		0	0	0	0
6. Colorado	CO		0	0	0	0
7. Connecticut	CT		0	0	0	0
8. Delaware	DE		0	0	0	0
9. District of Columbia	DC		0	0	0	0
10. Florida	FL		0	0	0	0
11. Georgia	GA		0	0	0	0
12. Hawaii	HI		0	0	0	0
13. Idaho	ID		0	0	0	0
14. Illinois	IL		0	0	0	0
15. Indiana	IN		0	0	0	0
16. Iowa	IA		0	0	0	0
17. Kansas	KS		0	0	0	0
18. Kentucky	KY		0	0	0	0
19. Louisiana	LA		0	0	0	0
20. Maine	ME		0	0	0	0
21. Maryland	MD		0	0	0	0
22. Massachusetts	MA		0	0	0	0
23. Michigan	MI		0	0	0	0
24. Minnesota	MN		0	0	0	0
25. Mississippi	MS		0	0	0	0
26. Missouri	MO		0	0	0	0
27. Montana	MT		0	0	0	0
28. Nebraska	NE		0	0	0	0
29. Nevada	NV		0	0	0	0
30. New Hampshire	NH		0	0	0	0
31. New Jersey	NJ	B RSD by INS CODE NJAC 11:24-11.4(ab) / NJAC 11:24-11.4d	90,004,422	93,624,752	0	0
32. New Mexico	NM		0	0	0	0
33. New York	NY		0	0	0	0
34. North Carolina	NC		0	0	0	0
35. North Dakota	ND		0	0	0	0
36. Ohio	OH		0	0	0	0
37. Oklahoma	OK		0	0	0	0
38. Oregon	OR		0	0	0	0
39. Pennsylvania	PA		0	0	0	0
40. Rhode Island	RI		0	0	0	0
41. South Carolina	SC		0	0	0	0
42. South Dakota	SD		0	0	0	0
43. Tennessee	TN		0	0	0	0
44. Texas	TX		0	0	0	0
45. Utah	UT		0	0	0	0
46. Vermont	VT		0	0	0	0
47. Virginia	VA		0	0	0	0
48. Washington	WA		0	0	0	0
49. West Virginia	WV		0	0	0	0
50. Wisconsin	WI		0	0	0	0
51. Wyoming	WY		0	0	0	0
52. American Samoa	AS		0	0	0	0
53. Guam	GU		0	0	0	0
54. Puerto Rico	PR		0	0	0	0
55. U.S. Virgin Islands	VI		0	0	0	0
56. Northern Mariana Islands	MP		0	0	0	0
57. Canada	CAN		0	0	0	0
58. Aggregate Alien and Other	OT	XXX	0	0	0	0
59. Subtotal	XXX	XXX	90,004,422	93,624,752	0	0
DETAILS OF WRITE-INS						
5801.						
5802.						
5803.						
5898. Summary of remaining write-ins for Line 58 from overflow page	XXX	XXX	0	0	0	0
5899. Totals (Lines 5801 thru 5803 plus 5898)(Line 58 above)	XXX	XXX	0	0	0	0

ANNUAL STATEMENT BLANK

ALPHABETICAL INDEX

Analysis of Operations By Lines of Business	7
Assets	2
Cash Flow	6
Exhibit 1 - Enrollment By Product Type for Health Business Only	17
Exhibit 2 - Accident and Health Premiums Due and Unpaid	18
Exhibit 3 - Health Care Receivables	19
Exhibit 3A - Analysis of Health Care Receivables Collected and Accrued	20
Exhibit 4 - Claims Unpaid and Incentive Pool, Withhold and Bonus	21
Exhibit 5 - Amounts Due From Parent, Subsidiaries and Affiliates	22
Exhibit 6 - Amounts Due To Parent, Subsidiaries and Affiliates	23
Exhibit 7 - Part 1 - Summary of Transactions With Providers	24
Exhibit 7 - Part 2 - Summary of Transactions With Intermediaries	24
Exhibit 8 - Furniture, Equipment and Supplies Owned	25
Exhibit of Capital Gains (Losses)	15
Exhibit of Net Investment Income	15
Exhibit of Nonadmitted Assets	16
Exhibit of Premiums, Enrollment and Utilization (State Page)	30
Five-Year Historical Data	29
General Interrogatories	27
Jurat Page	1
Liabilities, Capital and Surplus	3
Notes To Financial Statements	26
Overflow Page For Write-ins	44
Schedule A - Part 1	E01
Schedule A - Part 2	E02
Schedule A - Part 3	E03
Schedule A - Verification Between Years	SI02
Schedule B - Part 1	E04
Schedule B - Part 2	E05
Schedule B - Part 3	E06
Schedule B - Verification Between Years	SI02
Schedule BA - Part 1	E07
Schedule BA - Part 2	E08
Schedule BA - Part 3	E09
Schedule BA - Verification Between Years	SI03
Schedule D - Part 1	E10
Schedule D - Part 1A - Section 1	SI05
Schedule D - Part 1A - Section 2	SI08
Schedule D - Part 2 - Section 1	E11
Schedule D - Part 2 - Section 2	E12
Schedule D - Part 3	E13
Schedule D - Part 4	E14
Schedule D - Part 5	E15
Schedule D - Part 6 - Section 1	E16
Schedule D - Part 6 - Section 2	E16
Schedule D - Summary By Country	SI04
Schedule D - Verification Between Years	SI03
Schedule DA - Part 1	E17
Schedule DA - Verification Between Years	SI10
Schedule DB - Part A - Section 1	E18
Schedule DB - Part A - Section 2	E19
Schedule DB - Part A - Verification Between Years	SI11
Schedule DB - Part B - Section 1	E20
Schedule DB - Part B - Section 2	E21
Schedule DB - Part B - Verification Between Years	SI11
Schedule DB - Part C - Section 1	SI12
Schedule DB - Part C - Section 2	SI13
Schedule DB - Part D - Section 1	E22
Schedule DB - Part D - Section 2	E23
Schedule DB - Part E	E24
Schedule DB - Verification	SI14
Schedule DL - Part 1	E25
Schedule DL - Part 2	E26
Schedule E - Part 1 - Cash	E27
Schedule E - Part 2 - Cash Equivalents	E28
Schedule E - Part 2 - Verification Between Years	SI15
Schedule E - Part 3 - Special Deposits	E29

ANNUAL STATEMENT BLANK (Continued)

Schedule S - Part 1 - Section 2	31
Schedule S - Part 2	32
Schedule S - Part 3 - Section 2	33
Schedule S - Part 4	34
Schedule S - Part 5	35
Schedule S - Part 6.....	36
Schedule S - Part 7.....	37
Schedule T - Part 2 - Interstate Compact	39
Schedule T - Premiums and Other Considerations	38
Schedule Y - Information Concerning Activities of Insurer Members of a Holding Company Group	40
Schedule Y - Part 1A - Detail of Insurance Holding Company System	41
Schedule Y - Part 2 - Summary of Insurer's Transactions With Any Affiliates	42
Statement of Revenue and Expenses	4
Summary Investment Schedule	SI01
Supplemental Exhibits and Schedules Interrogatories	43
Underwriting and Investment Exhibit - Part 1	8
Underwriting and Investment Exhibit - Part 2	9
Underwriting and Investment Exhibit - Part 2A	10
Underwriting and Investment Exhibit - Part 2B	11
Underwriting and Investment Exhibit - Part 2C	12
Underwriting and Investment Exhibit - Part 2D	13
Underwriting and Investment Exhibit - Part 3	14