



# HEALTH ANNUAL STATEMENT

AS OF DECEMBER 31, 2020  
OF THE CONDITION AND AFFAIRS OF THE

## Aetna Better Health Inc. (a New Jersey corporation)

NAIC Group Code 0001 0001 NAIC Company Code 15611 Employer's ID Number 46-3203088  
(Current) (Prior)

Organized under the Laws of New Jersey, State of Domicile or Port of Entry NJ

Country of Domicile United States of America

Licensed as business type: Health Maintenance Organization

Is HMO Federally Qualified? Yes [ ] No [X]

Incorporated/Organized 05/01/2013 Commenced Business 01/01/2015

Statutory Home Office 3 Independence Way, Suite 400 Princeton, NJ, US 08540  
(Street and Number) (City or Town, State, Country and Zip Code)

Main Administrative Office 3 Independence Way, Suite 400  
(Street and Number)  
Princeton, NJ, US 08540 855-232-3596  
(City or Town, State, Country and Zip Code) (Area Code) (Telephone Number)

Mail Address 151 Farmington Avenue, RT21 Hartford, CT, US 06156  
(Street and Number or P. O. Box) (City or Town, State, Country and Zip Code)

Primary Location of Books and Records 3 Independence Way, Suite 400  
(Street and Number)  
Princeton, NJ, US 08540 855-232-3596  
(City or Town, State, Country and Zip Code) (Area Code) (Telephone Number)

Internet Website Address www.aetnabetterhealth.com

Statutory Statement Contact Kim E. Roth 215-775-6508  
(Name) (Area Code) (Telephone Number)  
StatutoryReporting@aetna.com 860-262-7767  
(E-mail Address) (FAX Number)

### OFFICERS

Chief Executive Officer and President Glenn Andrew MacFarlane # Vice President and Secretary Robert Mark Kessler

### OTHER

Kevin James Casey, Senior Investment Officer Peter Keller, Assistant Controller Bryan James Lane, Assistant Controller  
Gregory Stephen Martino, Vice President Whitney Dorothy Lavoie, Assistant Controller # Cara Sue Mullen, Assistant Controller  
Robert Joseph Parslow, Principal Financial Officer and Controller Kelli Kathleen Smith, Chief Financial Officer # Tracy Louise Smith, Vice President and Treasurer

### DIRECTORS OR TRUSTEES

Debra Jean Bacon # Glenn Andrew MacFarlane # Kelli Kathleen Smith #

The officers of this reporting entity being duly sworn, each depose and say that they are the described officers of said reporting entity, and that on the reporting period stated above, all of the herein described assets were the absolute property of the said reporting entity, free and clear from any liens or claims thereon, except as herein stated, and that this statement, together with related exhibits, schedules and explanations therein contained, annexed or referred to, is a full and true statement of all the assets and liabilities and of the condition and affairs of the said reporting entity as of the reporting period stated above, and of its income and deductions therefrom for the period ended, and have been completed in accordance with the NAIC Annual Statement Instructions and Accounting Practices and Procedures manual except to the extent that: (1) state law may differ; or, (2) that state rules or regulations require differences in reporting not related to accounting practices and procedures, according to the best of their information, knowledge and belief, respectively. Furthermore, the scope of this attestation by the described officers also includes the related corresponding electronic filing with the NAIC, when required, that is an exact copy (except for formatting differences due to electronic filing) of the enclosed statement. The electronic filing may be requested by various regulators in lieu of or in addition to the enclosed statement.

Glenn Andrew MacFarlane  
Chief Executive Officer and President

Robert Mark Kessler  
Vice President and Secretary

State of..... Connecticut  
County of..... Hartford


State of..... Arizona  
County of..... Maricopa

Subscribed and sworn to before me this  
5th day of February, 2021

Subscribed and sworn to before me this  
\_\_\_\_\_ day of \_\_\_\_\_, 2021

Cynthia Montano  
NOTARY PUBLIC (Seal)

NOTARY PUBLIC (Seal)



- a. Is this an original filing? ..... Yes [X] No [ ]  
b. If no,  
1. State the amendment number.....  
2. Date filed .....  
3. Number of pages attached.....



# HEALTH ANNUAL STATEMENT

AS OF DECEMBER 31, 2020

OF THE CONDITION AND AFFAIRS OF THE

## Aetna Better Health Inc. (a New Jersey corporation)

NAIC Group Code 0001 0001 NAIC Company Code 15611 Employer's ID Number 46-3203088  
(Current) (Prior)

Organized under the Laws of New Jersey, State of Domicile or Port of Entry NJ

Country of Domicile United States of America

Licensed as business type: Health Maintenance Organization

Is HMO Federally Qualified? Yes [ ] No [X]

Incorporated/Organized 05/01/2013 Commenced Business 01/01/2015

Statutory Home Office 3 Independence Way, Suite 400 Princeton, NJ, US 08540  
(Street and Number) (City or Town, State, Country and Zip Code)

Main Administrative Office 3 Independence Way, Suite 400  
(Street and Number)  
Princeton, NJ, US 08540 855-232-3596  
(City or Town, State, Country and Zip Code) (Area Code) (Telephone Number)

Mail Address 151 Farmington Avenue, RT21 Hartford, CT, US 06156  
(Street and Number or P.O. Box) (City or Town, State, Country and Zip Code)

Primary Location of Books and Records 3 Independence Way, Suite 400  
(Street and Number)  
Princeton, NJ, US 08540 855-232-3596  
(City or Town, State, Country and Zip Code) (Area Code) (Telephone Number)

Internet Website Address www.aetnabetterhealth.com

Statutory Statement Contact Kim E. Roth 215-775-6508  
(Name) (Area Code) (Telephone Number)  
StatutoryReporting@aetna.com 860-262-7767  
(E-mail Address) (FAX Number)

### OFFICERS

Chief Executive Officer and President Glenn Andrew MacFarlane # Vice President and Secretary Robert Mark Kessler

### OTHER

Kevin James Casey, Senior Investment Officer Peter Keller, Assistant Controller Bryan James Lane, Assistant Controller  
Gregory Stephen Martino, Vice President Whitney Dorothy Lavoie, Assistant Controller # Cara Sue Mullen, Assistant Controller  
Robert Joseph Parslow, Principal Financial Officer and Controller Kelli Kathleen Smith, Chief Financial Officer # Tracy Louise Smith, Vice President and Treasurer

### DIRECTORS OR TRUSTEES

Debra Jean Bacon # Glenn Andrew MacFarlane # Kelli Kathleen Smith #

The officers of this reporting entity being duly sworn, each depose and say that they are the described officers of said reporting entity, and that on the reporting period stated above, all of the herein described assets were the absolute property of the said reporting entity, free and clear from any liens or claims thereon, except as herein stated, and that this statement, together with related exhibits, schedules and explanations therein contained, annexed or referred to, is a full and true statement of all the assets and liabilities and of the condition and affairs of the said reporting entity as of the reporting period stated above, and of its income and deductions therefrom for the period ended, and have been completed in accordance with the NAIC Annual Statement Instructions and Accounting Practices and Procedures manual except to the extent that: (1) state law may differ, or, (2) that state rules or regulations require differences in reporting not related to accounting practices and procedures, according to the best of their information, knowledge and belief, respectively. Furthermore, the scope of this attestation by the described officers also includes the related corresponding electronic filing with the NAIC, when required, that is an exact copy (except for formatting differences due to electronic filing) of the enclosed statement. The electronic filing may be requested by various regulators in lieu of or in addition to the enclosed statement.

Glenn Andrew MacFarlane  
Chief Executive Officer and President

Robert Mark Kessler  
Vice President and Secretary

State of..... Connecticut  
County of..... Hartford


State of..... Arizona  
County of..... Maricopa

Subscribed and sworn to before me this  
\_\_\_\_\_ day of \_\_\_\_\_, 2021

Subscribed and sworn to before me this  
27 day of January, 2021

Lisa M Lambert  
NOTARY PUBLIC (Seal)

NOTARY PUBLIC (Seal)



- a. Is this an original filing? ..... Yes [X] No [ ]  
b. If no,  
1. State the amendment number.....  
2. Date filed .....  
3. Number of pages attached.....





**EXHIBIT 3A - ANALYSIS OF HEALTH CARE RECEIVABLES COLLECTED AND ACCRUED**

Type of Health Care Receivable	Health Care Receivables Collected During the Year		Health Care Receivables Accrued as of December 31 of Current Year		5 Health Care Receivables in Prior Years (Columns 1 + 3)	6 Estimated Health Care Receivables Accrued as of December 31 of Prior Year
	1 On Amounts Accrued Prior to January 1 of Current Year	2 On Amounts Accrued During the Year	3 On Amounts Accrued December 31 of Prior Year	4 On Amounts Accrued During the Year		
1. Pharmaceutical rebate receivables .....	0	1,942,377	0	295,264	0	0
2. Claim overpayment receivables .....	666,514	8,196,053	554,363	1,265,874	1,220,877	1,942,744
3. Loans and advances to providers .....	0	0	0	0	0	0
4. Capitation arrangement receivables .....	0	0	0	0	0	0
5. Risk sharing receivables .....	0	0	0	0	0	0
6. Other health care receivables.....	0	0	0	0	0	0
7. Totals (Lines 1 through 6)	666,514	10,138,430	554,363	1,561,138	1,220,877	1,942,744

Note that the accrued amounts in Columns 3, 4, and 6 are the total health care receivables, not just the admitted portion.





**EXHIBIT 6 - AMOUNTS DUE TO PARENT, SUBSIDIARIES AND AFFILIATES**

1 Affiliate	2 Description	3 Amount	4 Current	5 Non-Current
<b>NONE</b>				
0399999 Total gross payables				



ANNUAL STATEMENT FOR THE YEAR 2020 OF THE Aetna Better Health Inc. (a New Jersey corporation)  
**EXHIBIT 7 PART 1- SUMMARY OF TRANSACTIONS WITH PROVIDERS**

Payment Method	1 Direct Medical Expense Payment	2 Column 1 as a % of Total Payments	3 Total Members Covered	4 Column 3 as a % of Total Members	5 Column 1 Expenses Paid to Affiliated Providers	6 Column 1 Expenses Paid to Non-Affiliated Providers
<b>Capitation Payments:</b>						
1. Medical groups .....	2,112,310	0.4	0	0.0	0	2,112,310
2. Intermediaries .....	0	0.0	0	0.0	0	0
3. All other providers .....	10,156,601	2.0	107,062	100.0	0	10,156,601
4. Total capitation payments .....	12,268,911	2.4	107,062	100.0	0	12,268,911
<b>Other Payments:</b>						
5. Fee-for-service .....	61,813,246	12.1	XXX	XXX	0	61,813,246
6. Contractual fee payments .....	363,073,406	71.0	XXX	XXX	0	363,073,406
7. Bonus/withhold arrangements - fee-for-service .....	0	0.0	XXX	XXX	0	0
8. Bonus/withhold arrangements - contractual fee payments .....	2,681,146	0.5	XXX	XXX	0	2,681,146
9. Non-contingent salaries .....	0	0.0	XXX	XXX	0	0
10. Aggregate cost arrangements .....	0	0.0	XXX	XXX	0	0
11. All other payments .....	71,341,065	14.0	XXX	XXX	71,341,065	0
12. Total other payments .....	498,908,863	97.6	XXX	XXX	71,341,065	427,567,798
13. TOTAL (Line 4 plus Line 12)	511,177,774	100%	XXX	XXX	71,341,065	439,836,709

**EXHIBIT 7 - PART 2 - SUMMARY OF TRANSACTIONS WITH INTERMEDIARIES**

1 NAIC Code	2 Name of Intermediary	3 Capitation Paid	4 Average Monthly Capitation	5 Intermediary's Total Adjusted Capital	6 Intermediary's Authorized Control Level RBC
<b>NONE</b>					
9999999 Totals			XXX	XXX	XXX

Exhibit 8 - Furniture and Equipment Owned

**N O N E**



ANNUAL STATEMENT FOR THE YEAR 2020 OF THE Aetna Better Health Inc. (a New Jersey corporation)

**EXHIBIT OF PREMIUMS, ENROLLMENT AND UTILIZATION (a)**

REPORT FOR: 1. CORPORATION

Aetna Better Health Inc. (a New Jersey corporation)

2. Princeton, NJ

NAIC Group Code	0001	BUSINESS IN THE STATE OF		DURING THE YEAR							(LOCATION)	
		New Jersey		2020							NAIC Company Code	
		1	Comprehensive (Hospital & Medical)		4	5	6	7	8	9	10	
	Total	2	3	Medicare Supplement	Vision Only	Dental Only	Federal Employees Health Benefit Plan	Title XVIII Medicare	Title XIX Medicaid	Other		
<b>Total Members at end of:</b>												
1. Prior Year .....	65,834	0	0	0	0	0	0	0	65,834	0		
2. First Quarter .....	75,729	0	0	0	0	0	0	0	75,729	0		
3. Second Quarter .....	89,695	0	0	0	0	0	0	0	89,695	0		
4. Third Quarter .....	100,132	0	0	0	0	0	0	0	100,132	0		
5. Current Year	107,062	0	0	0	0	0	0	0	107,062	0		
6. Current Year Member Months	1,077,688	0	0	0	0	0	0	0	1,077,688	0		
<b>Total Member Ambulatory Encounters for Year:</b>												
7. Physician .....	538,486	0	0	0	0	0	0	0	538,486	0		
8. Non-Physician .....	948,478	0	0	0	0	0	0	0	948,478	0		
9. Total	1,486,964	0	0	0	0	0	0	0	1,486,964	0		
10. Hospital Patient Days Incurred	764,075	0	0	0	0	0	0	0	764,075	0		
11. Number of Inpatient Admissions	36,205	0	0	0	0	0	0	0	36,205	0		
12. Health Premiums Written (b) .....	651,854,918	0	0	0	0	0	0	0	651,854,918	0		
13. Life Premiums Direct .....	0	0	0	0	0	0	0	0	0	0		
14. Property/Casualty Premiums Written .....	0	0	0	0	0	0	0	0	0	0		
15. Health Premiums Earned .....	637,021,893	0	0	0	0	0	0	0	637,021,893	0		
16. Property/Casualty Premiums Earned	0	0	0	0	0	0	0	0	0	0		
17. Amount Paid for Provision of Health Care Services .....	511,177,774	0	0	0	0	0	0	0	511,177,774	0		
18. Amount Incurred for Provision of Health Care Services	543,780,190	0	0	0	0	0	0	0	543,780,190	0		

(a) For health business: number of persons insured under PPO managed care products .....0 and number of persons insured under indemnity only products .....0 .

(b) For health premiums written: amount of Medicare Title XVIII exempt from state taxes or fees \$ .....0

30 NJ



ANNUAL STATEMENT FOR THE YEAR 2020 OF THE Aetna Better Health Inc. (a New Jersey corporation)

**EXHIBIT OF PREMIUMS, ENROLLMENT AND UTILIZATION (a)**

REPORT FOR: 1. CORPORATION

Aetna Better Health Inc. (a New Jersey corporation)

2. Princeton, NJ

NAIC Group Code	0001	BUSINESS IN THE STATE OF	(LOCATION)									
			Grand Total		DURING THE YEAR				2020		NAIC Company Code	15611
			1	Comprehensive (Hospital & Medical)		4	5	6	7	8	9	10
Total	2	3	Medicare Supplement	Vision Only	Dental Only	Federal Employees Health Benefit Plan	Title XVIII Medicare	Title XIX Medicaid	Other			
<b>Total Members at end of:</b>												
1. Prior Year	65,834	0	0	0	0	0	0	0	65,834	0		
2. First Quarter	75,729	0	0	0	0	0	0	0	75,729	0		
3. Second Quarter	89,695	0	0	0	0	0	0	0	89,695	0		
4. Third Quarter	100,132	0	0	0	0	0	0	0	100,132	0		
5. Current Year	107,062	0	0	0	0	0	0	0	107,062	0		
6. Current Year Member Months	1,077,688	0	0	0	0	0	0	0	1,077,688	0		
<b>Total Member Ambulatory Encounters for Year:</b>												
7. Physician	538,486	0	0	0	0	0	0	0	538,486	0		
8. Non-Physician	948,478	0	0	0	0	0	0	0	948,478	0		
9. Total	1,486,964	0	0	0	0	0	0	0	1,486,964	0		
10. Hospital Patient Days Incurred	764,075	0	0	0	0	0	0	0	764,075	0		
11. Number of Inpatient Admissions	36,205	0	0	0	0	0	0	0	36,205	0		
12. Health Premiums Written (b)	651,854,918	0	0	0	0	0	0	0	651,854,918	0		
13. Life Premiums Direct	0	0	0	0	0	0	0	0	0	0		
14. Property/Casualty Premiums Written	0	0	0	0	0	0	0	0	0	0		
15. Health Premiums Earned	637,021,893	0	0	0	0	0	0	0	637,021,893	0		
16. Property/Casualty Premiums Earned	0	0	0	0	0	0	0	0	0	0		
17. Amount Paid for Provision of Health Care Services	511,177,774	0	0	0	0	0	0	0	511,177,774	0		
18. Amount Incurred for Provision of Health Care Services	543,780,190	0	0	0	0	0	0	0	543,780,190	0		

(a) For health business: number of persons insured under PPO managed care products .....0 and number of persons insured under indemnity only products .....0 .

(b) For health premiums written: amount of Medicare Title XVIII exempt from state taxes or fees \$ .....0

30.GT

**SCHEDULE S - PART 1 - SECTION 2**

Reinsurance Assumed Accident and Health Insurance Listed by Reinsured Company as of December 31, Current Year

1 NAIC Company Code	2 ID Number	3 Effective Date	4 Name of Reinsured	5 Domiciliary Jurisdiction	6 Type of Reinsurance Assumed	7 Type of Business Assumed	8 Premiums	9 Unearned Premiums	10 Reserve Liability Other Than for Unearned Premiums	11 Reinsurance Payable on Paid and Unpaid Losses	12 Modified Coinsurance Reserve	13 Funds Withheld Under Coinsurance
<b>NONE</b>												
9999999 - Totals												



ANNUAL STATEMENT FOR THE YEAR 2020 OF THE Aetna Better Health Inc. (a New Jersey corporation)

**SCHEDULE S - PART 3 - SECTION 2**

Reinsurance Ceded Accident and Health Insurance Listed by Reinsuring Company as of December 31, Current Year

1 NAIC Company Code	2 ID Number	3 Effective Date	4 Name of Company	5 Domi- ciliary Juris- diction	6 Type of Reinsurance Ceded	7 Type of Business Ceded	8 Premiums	9 Unearned Premiums (Estimated)	10 Reserve Credit Taken Other than for Unearned Premiums	Outstanding Surplus Relief		13 Modified Coinsurance Reserve	14 Funds Withheld Under Coinsurance
										11 Current Year	12 Prior Year		
0399999			Total General Account - Authorized U.S. Affiliates				0	0	0	0	0	0	0
0699999			Total General Account - Authorized Non-U.S. Affiliates				0	0	0	0	0	0	0
0799999			Total General Account - Authorized Affiliates				0	0	0	0	0	0	0
64890	91-6034263	03/01/2015	BERKLEY LIFE & HLTH INS CO	NJ	Health -	MC	508,436	0	0	0	0	0	0
0899999			General Account - Authorized U.S. Non-Affiliates				508,436	0	0	0	0	0	0
1099999			Total General Account - Authorized Non-Affiliates				508,436	0	0	0	0	0	0
1199999			Total General Account Authorized				508,436	0	0	0	0	0	0
1499999			Total General Account - Unauthorized U.S. Affiliates				0	0	0	0	0	0	0
1799999			Total General Account - Unauthorized Non-U.S. Affiliates				0	0	0	0	0	0	0
1899999			Total General Account - Unauthorized Affiliates				0	0	0	0	0	0	0
2199999			Total General Account - Unauthorized Non-Affiliates				0	0	0	0	0	0	0
2299999			Total General Account Unauthorized				0	0	0	0	0	0	0
2599999			Total General Account - Certified U.S. Affiliates				0	0	0	0	0	0	0
2899999			Total General Account - Certified Non-U.S. Affiliates				0	0	0	0	0	0	0
2999999			Total General Account - Certified Affiliates				0	0	0	0	0	0	0
3299999			Total General Account - Certified Non-Affiliates				0	0	0	0	0	0	0
3399999			Total General Account Certified				0	0	0	0	0	0	0
3699999			Total General Account - Reciprocal Jurisdiction U.S. Affiliates				0	0	0	0	0	0	0
3999999			Total General Account - Reciprocal Jurisdiction Non-U.S. Affiliates				0	0	0	0	0	0	0
4099999			Total General Account - Reciprocal Jurisdiction Affiliates				0	0	0	0	0	0	0
4399999			Total General Account - Reciprocal Jurisdiction Non-Affiliates				0	0	0	0	0	0	0
4499999			Total General Account Reciprocal Jurisdiction				0	0	0	0	0	0	0
4599999			Total General Account Authorized, Unauthorized, Reciprocal Jurisdiction and Certified				508,436	0	0	0	0	0	0
4899999			Total Separate Accounts - Authorized U.S. Affiliates				0	0	0	0	0	0	0
5199999			Total Separate Accounts - Authorized Non-U.S. Affiliates				0	0	0	0	0	0	0
5299999			Total Separate Accounts - Authorized Affiliates				0	0	0	0	0	0	0
5599999			Total Separate Accounts - Authorized Non-Affiliates				0	0	0	0	0	0	0
5699999			Total Separate Accounts Authorized				0	0	0	0	0	0	0
5999999			Total Separate Accounts - Unauthorized U.S. Affiliates				0	0	0	0	0	0	0
6299999			Total Separate Accounts - Unauthorized Non-U.S. Affiliates				0	0	0	0	0	0	0
6399999			Total Separate Accounts - Unauthorized Affiliates				0	0	0	0	0	0	0
6699999			Total Separate Accounts - Unauthorized Non-Affiliates				0	0	0	0	0	0	0
6799999			Total Separate Accounts Unauthorized				0	0	0	0	0	0	0
7099999			Total Separate Accounts - Certified U.S. Affiliates				0	0	0	0	0	0	0
7399999			Total Separate Accounts - Certified Non-U.S. Affiliates				0	0	0	0	0	0	0
7499999			Total Separate Accounts - Certified Affiliates				0	0	0	0	0	0	0
7799999			Total Separate Accounts - Certified Non-Affiliates				0	0	0	0	0	0	0
7899999			Total Separate Accounts Certified				0	0	0	0	0	0	0
8199999			Total Separate Accounts - Reciprocal Jurisdiction U.S. Affiliates				0	0	0	0	0	0	0
8499999			Total Separate Accounts - Reciprocal Jurisdiction Non-U.S. Affiliates				0	0	0	0	0	0	0
8599999			Total Separate Accounts - Reciprocal Jurisdiction Affiliates				0	0	0	0	0	0	0
8899999			Total Separate Accounts - Reciprocal Jurisdiction Non-Affiliates				0	0	0	0	0	0	0
8999999			Total Separate Accounts Reciprocal Jurisdiction				0	0	0	0	0	0	0
9099999			Total Separate Accounts Authorized, Unauthorized, Reciprocal Jurisdiction and Certified				0	0	0	0	0	0	0
9199999			Total U.S. (Sum of 0399999, 0899999, 1499999, 1999999, 2599999, 3099999, 3699999, 4199999, 4899999, 5399999, 5999999, 6499999, 7099999, 7599999, 8199999 and 8699999)				508,436	0	0	0	0	0	0
9299999			Total Non-U.S. (Sum of 0699999, 0999999, 1799999, 2099999, 2899999, 3199999, 3999999, 4299999, 5199999, 5499999, 6299999, 6599999, 7399999, 7699999, 8499999 and 8799999)				0	0	0	0	0	0	0
9999999			Totals				508,436	0	0	0	0	0	0

Schedule S - Part 4

**NONE**

Schedule S - Part 4 - Bank Footnote

**NONE**

Schedule S - Part 5

**NONE**

Schedule S - Part 5 - Bank Footnote

**NONE**



**SCHEDULE S - PART 6**

Five Year Exhibit of Reinsurance Ceded Business (\$000 Omitted)

	1 2020	2 2019	3 2018	4 2017	5 2016
<b>A. OPERATIONS ITEMS</b>					
1. Premiums .....	0	0	0	0	0
2. Title XVIII - Medicare .....	0	0	0	0	0
3. Title XIX - Medicaid .....	508	555	455	332	234
4. Commissions and reinsurance expense allowance .....	0	0	0	0	0
5. Total hospital and medical expenses .....	210	0	0	0	0
<b>B. BALANCE SHEET ITEMS</b>					
6. Premiums receivable .....	0	0	0	0	0
7. Claims payable .....	159	0	27	0	0
8. Reinsurance recoverable on paid losses .....	0	0	0	0	0
9. Experience rating refunds due or unpaid .....	0	0	0	0	0
10. Commissions and reinsurance expense allowances due .....	0	0	0	0	0
11. Unauthorized reinsurance offset .....	0	0	0	0	0
12. Offset for reinsurance with Certified Reinsurers .....	0	0	0	0	0
<b>C. UNAUTHORIZED REINSURANCE (DEPOSITS BY AND FUNDS WITHHELD FROM)</b>					
13. Funds deposited by and withheld from (F) .....	0	0	0	0	0
14. Letters of credit (L) .....	0	0	0	0	0
15. Trust agreements (T) .....	0	0	0	0	0
16. Other (O) .....	0	0	0	0	0
<b>D. REINSURANCE WITH CERTIFIED REINSURERS (DEPOSITS BY AND FUNDS WITHHELD FROM)</b>					
17. Multiple Beneficiary Trust .....	0	0	0	0	0
18. Funds deposited by and withheld from (F) .....	0	0	0	0	0
19. Letters of credit (L) .....	0	0	0	0	0
20. Trust agreements (T) .....	0	0	0	0	0
21. Other (O) .....	0	0	0	0	0

**SCHEDULE S - PART 7**

Restatement of Balance Sheet to Identify Net Credit For Ceded Reinsurance

	1 As Reported (net of ceded)	2 Restatement Adjustments	3 Restated (gross of ceded)
<b>ASSETS (Page 2, Col. 3)</b>			
1. Cash and invested assets (Line 12) .....	213,388,339	0	213,388,339
2. Accident and health premiums due and unpaid (Line 15) .....	14,469,656	0	14,469,656
3. Amounts recoverable from reinsurers (Line 16.1) .....	0	0	0
4. Net credit for ceded reinsurance .....	XXX	159,085	159,085
5. All other admitted assets (Balance) .....	24,827,172	0	24,827,172
6. Total assets (Line 28)	252,685,167	159,085	252,844,252
<b>LIABILITIES, CAPITAL AND SURPLUS (Page 3)</b>			
7. Claims unpaid (Line 1) .....	89,132,868	159,085	89,291,953
8. Accrued medical incentive pool and bonus payments (Line 2) .....	1,560,718	0	1,560,718
9. Premiums received in advance (Line 8) .....	0	0	0
10. Funds held under reinsurance treaties with authorized and unauthorized reinsurers (Line 19 first inset amount plus second inset amount) .....	0	0	0
11. Reinsurance in unauthorized companies (Line 20 minus inset amount) .....	0	0	0
12. Reinsurance with Certified Reinsurers (Line 20 inset amount) .....	0	0	0
13. Funds held under reinsurance treaties with Certified Reinsurers (Line 19 third inset amount) .....	0	0	0
14. All other liabilities (Balance) .....	58,179,732	0	58,179,732
15. Total liabilities (Line 24) .....	148,873,318	159,085	149,032,403
16. Total capital and surplus (Line 33) .....	103,811,849	XXX	103,811,849
17. Total liabilities, capital and surplus (Line 34)	252,685,167	159,085	252,844,252
<b>NET CREDIT FOR CEDED REINSURANCE</b>			
18. Claims unpaid .....	159,085		
19. Accrued medical incentive pool .....	0		
20. Premiums received in advance .....	0		
21. Reinsurance recoverable on paid losses .....	0		
22. Other ceded reinsurance recoverables .....	0		
23. Total ceded reinsurance recoverables .....	159,085		
24. Premiums receivable .....	0		
25. Funds held under reinsurance treaties with authorized and unauthorized reinsurers .....	0		
26. Unauthorized reinsurance .....	0		
27. Reinsurance with Certified Reinsurers .....	0		
28. Funds held under reinsurance treaties with Certified Reinsurers .....	0		
29. Other ceded reinsurance payables/offsets .....	0		
30. Total ceded reinsurance payables/offsets .....	0		
31. Total net credit for ceded reinsurance	159,085		

**SCHEDULE T - PART 2  
INTERSTATE COMPACT - EXHIBIT OF PREMIUMS WRITTEN**

Allocated by States and Territories

States, Etc.	Direct Business Only					Totals
	1 Life (Group and Individual)	2 Annuities (Group and Individual)	3 Disability Income (Group and Individual)	4 Long-Term Care (Group and Individual)	5 Deposit-Type Contracts	
1. Alabama	AL					
2. Alaska	AK					
3. Arizona	AZ					
4. Arkansas	AR					
5. California	CA					
6. Colorado	CO					
7. Connecticut	CT					
8. Delaware	DE					
9. District of Columbia	DC					
10. Florida	FL					
11. Georgia	GA					
12. Hawaii	HI					
13. Idaho	ID					
14. Illinois	IL					
15. Indiana	IN					
16. Iowa	IA					
17. Kansas	KS					
18. Kentucky	KY					
19. Louisiana	LA					
20. Maine	ME					
21. Maryland	MD					
22. Massachusetts	MA					
23. Michigan	MI					
24. Minnesota	MN					
25. Mississippi	MS					
26. Missouri	MO					
27. Montana	MT					
28. Nebraska	NE					
29. Nevada	NV					
30. New Hampshire	NH					
31. New Jersey	NJ					
32. New Mexico	NM					
33. New York	NY					
34. North Carolina	NC					
35. North Dakota	ND					
36. Ohio	OH					
37. Oklahoma	OK					
38. Oregon	OR					
39. Pennsylvania	PA					
40. Rhode Island	RI					
41. South Carolina	SC					
42. South Dakota	SD					
43. Tennessee	TN					
44. Texas	TX					
45. Utah	UT					
46. Vermont	VT					
47. Virginia	VA					
48. Washington	WA					
49. West Virginia	WV					
50. Wisconsin	WI					
51. Wyoming	WY					
52. American Samoa	AS					
53. Guam	GU					
54. Puerto Rico	PR					
55. U.S. Virgin Islands	VI					
56. Northern Mariana Islands	MP					
57. Canada	CAN					
58. Aggregate Other Alien	OT					
59. Total						

**NONE**

ANNUAL STATEMENT FOR THE YEAR 2020 OF THE Aetna Better Health Inc. (a New Jersey corporation)

**SCHEDULE Y**  
**PART 1A - DETAIL OF INSURANCE HOLDING COMPANY SYSTEM**

1	2	3	4	5	6	7	8	9	10	11	12	13	14	15	16
Group Code	Group Name	NAIC Company Code	ID Number	Federal RSSD	CIK	Name of Securities Exchange if Publicly Traded (U.S. or International)	Names of Parent, Subsidiaries Or Affiliates	Domiciliary Location	Relationship to Reporting Entity	Directly Controlled by (Name of Entity/Person)	Type of Control (Ownership, Board, Management, Attorney-in-Fact, Influence, Other)	If Control is Ownership Provide Percentage	Ultimate Controlling Entity(ies)/Person(s)	Is an SCA Filing Required? (Y/N)	*
.0001	CVS HEALTH GROUP		05-0494040		0000064803	NYSE	CVS Health Corporation	DE	UIP	Board of Directors	Board of Directors	100.000	CVS Health Corporation	.N	.0
.0001	CVS HEALTH GROUP	63444	06-1566092				Accendo Insurance Company	UT	IA	Part D Holding Company, L.L.C.	Ownership	100.000	CVS Health Corporation	.N	.0
.0001	CVS HEALTH GROUP	.12575	20-2833904				SilverScript Insurance Company	TN	IA	Part D Holding Company, L.L.C.	Ownership	100.000	CVS Health Corporation	.N	.0
.0001	CVS HEALTH GROUP	.00000	05-0340626				CVS Pharmacy, Inc.	RI	UIP	CVS Health Corporation	Ownership	100.000	CVS Health Corporation	.N	.0
.0001	CVS HEALTH GROUP	.00000	20-8404182				Caremark Rx, L.L.C.	DE	NIA	CVS Pharmacy, Inc	Ownership	100.000	CVS Health Corporation	.N	.0
.0001	CVS HEALTH GROUP	.00000	61-1715010				Part D Holding Company, L.L.C.	DE	NIA	Caremark Rx., L.L.C.	Ownership	100.000	CVS Health Corporation	.N	.0
.0001	CVS HEALTH GROUP	.00000	33-1113587				CVS Caremark Part D Services, L.L.C.	DE	NIA	Caremark Rx., L.L.C.	Ownership	100.000	CVS Health Corporation	.N	.0
.0001	CVS HEALTH GROUP	.00000	87-0548860				RxAmerica, L.L.C.	DE	NIA	Caremark Rx., L.L.C.	Ownership	100.000	CVS Health Corporation	.N	.0
.0001	CVS HEALTH GROUP	.00000	11-2580136				Caremark Ulysses Holding Corporation	NY	NIA	Caremark Rx., L.L.C.	Ownership	100.000	CVS Health Corporation	.N	.0
.0001	CVS HEALTH GROUP	.00000	87-0804047				MemberHealth, L.L.C.	DE	NIA	Caremark Ulysses Holding Corporation	Ownership	100.000	CVS Health Corporation	.N	.0
.0001	CVS HEALTH GROUP	.00000	05-0500188				CVS Caremark Indemnity, Ltd.	BMJ	IA	CVS Foreign, Inc.	Ownership	100.000	CVS Health Corporation	.N	.0
.0001	CVS HEALTH GROUP	.00000	27-1298765				UAC Holding, Inc.	DE	NIA	Caremark Ulysses Holding Corporation	Ownership	100.000	CVS Health Corporation	.N	.0
.0001	CVS HEALTH GROUP	.00000	05-0497953				CVS Foreign, Inc.	NY	NIA	CVS Health Corporation	Ownership	100.000	CVS Health Corporation	.N	.0
.0001	CVS HEALTH GROUP	.00000	58-2160656				Coram Clinical Trials, Inc.	DE	NIA	CVS Pharmacy, Inc	Ownership	75.000	CVS Health Corporation	.N	.18
.0001	CVS HEALTH GROUP	.00000	23-2229683	3060706	0001122304		Aetna Inc.	PA	UIP	CVS Pharmacy, Inc	Ownership	100.000	CVS Health Corporation	.N	.0
.0001	CVS HEALTH GROUP	.00000	30-0123754				Aetna Health Holdings, LLC	DE	UDP	Aetna Inc.	Ownership	100.000	CVS Health Corporation	.N	.0
.0001	CVS HEALTH GROUP	.00000	95-3402799				Aetna Health of California Inc.	CA	IA	Aetna Health Holdings, LLC	Ownership	100.000	CVS Health Corporation	.N	.0
.0001	CVS HEALTH GROUP	.95935	23-2442048				Aetna Health Inc.	CT	IA	Aetna Health Holdings, LLC	Ownership	100.000	CVS Health Corporation	.N	.0
.0001	CVS HEALTH GROUP	.95088	59-2411584				Aetna Health Inc.	FL	IA	Aetna Health Holdings, LLC	Ownership	100.000	CVS Health Corporation	.N	.0
.0001	CVS HEALTH GROUP	.95094	58-1649568				Aetna Health Inc.	GA	IA	Aetna Health Holdings, LLC	Ownership	100.000	CVS Health Corporation	.N	.0
.0001	CVS HEALTH GROUP	.95517	01-0504252				Aetna Health Inc.	ME	IA	Aetna Health Holdings, LLC	Ownership	100.000	CVS Health Corporation	.N	.0
.0001	CVS HEALTH GROUP	.95756	23-2861565				Aetna Health of Michigan Inc.	MI	IA	Aetna Health Holdings, LLC	Ownership	100.000	CVS Health Corporation	.N	.0
.0001	CVS HEALTH GROUP	.95287	52-1270921				Aetna Health Inc.	NJ	IA	Aetna Health Holdings, LLC	Ownership	100.000	CVS Health Corporation	.N	.0
.0001	CVS HEALTH GROUP	.95234	22-2663623				Aetna Health Inc.	NY	IA	Aetna Health Holdings, LLC	Ownership	100.000	CVS Health Corporation	.N	.0
.0001	CVS HEALTH GROUP	.14408	45-2634734				Aetna Better Health Inc.	NY	IA	Aetna Health Inc. (NY)	Ownership	100.000	CVS Health Corporation	.N	.0
.0001	CVS HEALTH GROUP	.95490	76-0189680				Aetna Health Inc.	TX	IA	Aetna Health Holdings, LLC	Ownership	100.000	CVS Health Corporation	.N	.0
.0001	CVS HEALTH GROUP	.95040	74-1844335				Aetna Better Health of Texas Inc.	TX	IA	Aetna Health Holdings, LLC	Ownership	100.000	CVS Health Corporation	.N	.0
.0001	CVS HEALTH GROUP	.12328	20-2207534				Aetna Better Health Inc.	GA	IA	Aetna Health Holdings, LLC	Ownership	100.000	CVS Health Corporation	.N	.0
.0001	CVS HEALTH GROUP	.00000	06-1160812				Aetna Dental of California Inc.	CA	IA	Aetna Health Holdings, LLC	Ownership	100.000	CVS Health Corporation	.N	.0
.0001	CVS HEALTH GROUP	.11183	22-2990909				Aetna Dental Inc.	NJ	IA	Aetna Health Holdings, LLC	Ownership	100.000	CVS Health Corporation	.N	.0
.0001	CVS HEALTH GROUP	.95910	06-1177531				Aetna Dental Inc.	TX	IA	Aetna Health Holdings, LLC	Ownership	100.000	CVS Health Corporation	.N	.0
.0001	CVS HEALTH GROUP	.00000	30-0123760				Aetna Rx Home Delivery, LLC	DE	NIA	Aetna Health Holdings, LLC	Ownership	100.000	CVS Health Corporation	.N	.0
.0001	CVS HEALTH GROUP	.00000	13-3670795				Aetna Health Management, LLC	DE	NIA	Aetna Health Holdings, LLC	Ownership	100.000	CVS Health Corporation	.N	.0
.0001	CVS HEALTH GROUP	.00000	22-3187443				Aetna Ireland Inc.	DE	NIA	Aetna Health Holdings, LLC	Ownership	100.000	CVS Health Corporation	.N	.0
.0001	CVS HEALTH GROUP	.00000	57-1209768				Aetna Specialty Pharmacy, LLC	DE	NIA	Aetna Health Holdings, LLC	Ownership	100.000	CVS Health Corporation	.N	.0
.0001	CVS HEALTH GROUP	.00000	20-1274723				Cofinity, Inc.	DE	NIA	Aetna Health Holdings, LLC	Ownership	100.000	CVS Health Corporation	.N	.0
.0001	CVS HEALTH GROUP	.00000	23-2671370				@Credentials Inc.	DE	NIA	Aetna Health Holdings, LLC	Ownership	100.000	CVS Health Corporation	.N	.0
.0001	CVS HEALTH GROUP	.00000					Aetna Services (Thailand) Limited	THA	NIA	Health Care Management Co. Ltd.	Ownership	100.000	CVS Health Corporation	.N	.17
.0001	CVS HEALTH GROUP	.13735	27-0563973				Aetna Better Health Inc.	PA	IA	Aetna Health Holdings, LLC	Ownership	100.000	CVS Health Corporation	.N	.0
.0001	CVS HEALTH GROUP	.13174	26-2867560				Aetna Better Health Inc.	CT	IA	Aetna Health Holdings, LLC	Ownership	100.000	CVS Health Corporation	.N	.0
.0001	CVS HEALTH GROUP	.00000	47-5178095				Aetna Better Health of California Inc.	CA	IA	Aetna Health Holdings, LLC	Ownership	100.000	CVS Health Corporation	.N	.0
.0001	CVS HEALTH GROUP	.14043	27-2512072				Aetna Better Health Premier Plan MMAI Inc.	IL	IA	Aetna Health Holdings, LLC	Ownership	100.000	CVS Health Corporation	.N	.0
.0001	CVS HEALTH GROUP	.15805	47-3850677				Aetna Health of Ohio Inc.	OH	IA	Aetna Health Holdings, LLC	Ownership	100.000	CVS Health Corporation	.N	.0
.0001	CVS HEALTH GROUP	.15616	80-0629718				Aetna Better Health, Inc.	LA	IA	Aetna Health Holdings, LLC	Ownership	100.000	CVS Health Corporation	.N	.0
.0001	CVS HEALTH GROUP	.00000	80-0671703				Aetna Florida Inc.	FL	NIA	Aetna Health Holdings, LLC	Ownership	100.000	CVS Health Corporation	.N	.0
.0001	CVS HEALTH GROUP	.14229	25-2764938				Aetna Better Health Inc.	OH	IA	Aetna Health Holdings, LLC	Ownership	100.000	CVS Health Corporation	.N	.0
.0001	CVS HEALTH GROUP	.15611	46-3203088				Aetna Better Health Inc.	NJ	RE	Aetna Health Holdings, LLC	Ownership	100.000	CVS Health Corporation	.N	.0
.0001	CVS HEALTH GROUP	.15919	81-1143850				Aetna Better Health of Oklahoma Inc.	OK	IA	Aetna Health Holdings, LLC	Ownership	100.000	CVS Health Corporation	.N	.0
.0001	CVS HEALTH GROUP	.00000	04-2708160				Aetna Student Health Agency Inc.	MA	NIA	Aetna Health Holdings, LLC	Ownership	100.000	CVS Health Corporation	.N	.0
.0001	CVS HEALTH GROUP	.00000	73-1702453				Delaware Physicians Care, Incorporated	DE	IA	Aetna Health Holdings, LLC	Ownership	100.000	CVS Health Corporation	.N	.0
.0001	CVS HEALTH GROUP	.00000	01-0826783				Schaller Anderson Medical Administrators, Incorporated	DE	NIA	Aetna Health Holdings, LLC	Ownership	100.000	CVS Health Corporation	.N	.0
.0001	CVS HEALTH GROUP	.00000	86-0842559				Aetna Medicaid Administrators LLC	AZ	NIA	Aetna Health Holdings, LLC	Ownership	100.000	CVS Health Corporation	.N	.0
.0001	CVS HEALTH GROUP	.00000	45-2944270				iTriage, LLC	DE	NIA	Aetna Health Holdings, LLC	Ownership	100.000	CVS Health Corporation	.N	.0

ANNUAL STATEMENT FOR THE YEAR 2020 OF THE Aetna Better Health Inc. (a New Jersey corporation)

**SCHEDULE Y**  
**PART 1A - DETAIL OF INSURANCE HOLDING COMPANY SYSTEM**

1	2	3	4	5	6	7	8	9	10	11	12	13	14	15	16
Group Code	Group Name	NAIC Company Code	ID Number	Federal RSSD	CIK	Name of Securities Exchange if Publicly Traded (U.S. or International)	Names of Parent, Subsidiaries Or Affiliates	Domiciliary Location	Relationship to Reporting Entity	Directly Controlled by (Name of Entity/Person)	Type of Control (Ownership, Board, Management, Attorney-in-Fact, Influence, Other)	If Control is Ownership Provide Percentage	Ultimate Controlling Entity(ies)/Person(s)	Is an SCA Filing Required? (Y/N)	*
0001	CVS HEALTH GROUP	00000	16-1471176				Prodigy Health Group, Inc.	DE	NIA	Aetna Health Holdings, LLC	Ownership	100.000	CVS Health Corporation	N	0
0001	CVS HEALTH GROUP	00000	45-4901541				Aetna ACO Holdings, Inc.	DE	NIA	Aetna Health Holdings, LLC	Ownership	0.200	CVS Health Corporation	Y	3
0001	CVS HEALTH GROUP	00000	74-2879984				Medical Examinations of New York, P.C.	NY	NIA	Aetna Health Holdings, LLC	Ownership	100.000	CVS Health Corporation	N	0
0001	CVS HEALTH GROUP	00000	45-5527797				Innovation Health Holdings, LLC	DE	NIA	Aetna ACO Holdings, Inc.	Ownership	50.000	CVS Health Corporation	N	6
0001	CVS HEALTH GROUP	15097	46-0674828				Innovation Health Insurance Company	VA	IA	Innovation Health Holdings, LLC	Ownership	100.000	CVS Health Corporation	N	0
0001	CVS HEALTH GROUP	15098	46-0682197				Innovation Health Plan, Inc.	VA	IA	Innovation Health Insurance Company	Ownership	100.000	CVS Health Corporation	N	0
0001	CVS HEALTH GROUP	00000	81-3789357				Texas Health + Aetna Health Insurance Holding Company LLC	TX	NIA	Aetna ACO Holdings, Inc.	Ownership	50.000	CVS Health Corporation	N	8
0001	CVS HEALTH GROUP	16121	81-4749336				Texas Health + Aetna Health Insurance Company	TX	IA	Texas Health + Aetna Health Insurance Holding Company LLC	Ownership	100.000	CVS Health Corporation	N	0
0001	CVS HEALTH GROUP	16132	47-5548221				Texas Health + Aetna Health Plan Inc.	TX	IA	Company	Ownership	100.000	CVS Health Corporation	N	0
0001	CVS HEALTH GROUP	95109	23-2169745				Aetna Health Inc.	PA	IA	Aetna Health Holdings, LLC	Ownership	100.000	CVS Health Corporation	N	0
0001	CVS HEALTH GROUP	00000	45-4901541				Aetna ACO Holdings, Inc.	DE	NIA	Aetna Health Inc. (PA)	Ownership	39.500	CVS Health Corporation	Y	3
0001	CVS HEALTH GROUP	00000	20-0438576				Niagara Re, Inc.	NY	NIA	Prodigy Health Group, Inc.	Ownership	100.000	CVS Health Corporation	N	0
0001	CVS HEALTH GROUP	00000	52-2200070				Performax, Inc.	DE	NIA	Prodigy Health Group, Inc.	Ownership	100.000	CVS Health Corporation	N	0
0001	CVS HEALTH GROUP	00000	87-0632355				Scrip World, LLC	UT	NIA	Prodigy Health Group, Inc.	Ownership	100.000	CVS Health Corporation	N	0
0001	CVS HEALTH GROUP	00000	27-1760756				Precision Benefit Services, Inc.	DE	NIA	Prodigy Health Group, Inc.	Ownership	100.000	CVS Health Corporation	N	0
0001	CVS HEALTH GROUP	00000	31-1368946				American Health Holding, Inc.	OH	NIA	Prodigy Health Group, Inc.	Ownership	100.000	CVS Health Corporation	N	0
0001	CVS HEALTH GROUP	00000	16-1264154				Meritain Health, Inc.	NY	NIA	Prodigy Health Group, Inc.	Ownership	100.000	CVS Health Corporation	N	0
0001	CVS HEALTH GROUP	00000	86-0537707				Adinco, Inc.	AZ	NIA	Aetna Health Holdings, LLC	Ownership	100.000	CVS Health Corporation	N	0
0001	CVS HEALTH GROUP	00000	86-0527428				Administrative Enterprises, Inc.	AZ	NIA	Meritain Health, Inc.	Ownership	100.000	CVS Health Corporation	N	0
0001	CVS HEALTH GROUP	00000	16-1684061				U.S. Healthcare Holdings, LLC	OH	NIA	Meritain Health, Inc.	Ownership	100.000	CVS Health Corporation	N	0
0001	CVS HEALTH GROUP	00000	34-1670239				Prime Net, Inc.	OH	NIA	Meritain Health, Inc.	Ownership	100.000	CVS Health Corporation	N	0
0001	CVS HEALTH GROUP	00000	34-1348032				Professional Risk Management, Inc.	OH	NIA	Meritain Health, Inc.	Ownership	100.000	CVS Health Corporation	N	0
0001	CVS HEALTH GROUP	68500	62-1181209				Continental Life Insurance Company of Brentwood, Tennessee	TN	IA	Aetna Inc.	Ownership	100.000	CVS Health Corporation	N	0
0001	CVS HEALTH GROUP	12321	20-2901054				American Continental Insurance Company	TN	IA	Continental Life Insurance Company of Brentwood, Tennessee	Ownership	100.000	CVS Health Corporation	N	0
0001	CVS HEALTH GROUP	60054	06-6033492				Aetna Life Insurance Company	CT	IA	Aetna Inc.	Ownership	100.000	CVS Health Corporation	N	0
0001	CVS HEALTH GROUP	00000	45-4901541				Aetna ACO Holdings, Inc.	DE	NIA	Aetna Life Insurance Company	Ownership	60.300	CVS Health Corporation	Y	3
0001	CVS HEALTH GROUP	00000	06-1270755				AHP Holdings, Inc.	CT	NIA	Aetna Life Insurance Company	Ownership	100.000	CVS Health Corporation	N	0
0001	CVS HEALTH GROUP	36153	06-1286276				Aetna Insurance Company of Connecticut	CT	IA	AHP Holdings, Inc.	Ownership	100.000	CVS Health Corporation	N	0
0001	CVS HEALTH GROUP	00000	06-1028469				AE Fourteen, Incorporated	CT	NIA	AHP Holdings, Inc.	Ownership	100.000	CVS Health Corporation	N	0
0001	CVS HEALTH GROUP	00000	06-1373153				Aetna Life Assignment Company	CT	NIA	AHP Holdings, Inc.	Ownership	100.000	CVS Health Corporation	N	0
0001	CVS HEALTH GROUP	00000	20-3678339				PE Holdings, LLC	CT	NIA	Aetna Life Insurance Company	Ownership	100.000	CVS Health Corporation	N	0
0001	CVS HEALTH GROUP	00000	06-1423207				Aetna Resources L.L.C.	DE	NIA	Aetna Life Insurance Company	Ownership	100.000	CVS Health Corporation	N	0
0001	CVS HEALTH GROUP	00000					Canal Place, LLC	DE	NIA	Aetna Life Insurance Company	Ownership	100.000	CVS Health Corporation	N	0
0001	CVS HEALTH GROUP	00000	20-3180700				Aetna Ventures, LLC	DE	NIA	Aetna Life Insurance Company	Ownership	100.000	CVS Health Corporation	N	0
0001	CVS HEALTH GROUP	00000	58-2160656				Coram Clinical Trials, Inc.	DE	NIA	Aetna Life Insurance Company	Ownership	25.000	CVS Health Corporation	N	18
0001	CVS HEALTH GROUP	00000	85-3918720				CVS Cabot Holdings Inc.	DE	NIA	Coram Clinical Trials, Inc.	Ownership	99.720	CVS Health Corporation	N	19
0001	CVS HEALTH GROUP	00000	85-3918567				CVS Shaw Holdings Inc.	DE	NIA	Coram Clinical Trials, Inc.	Ownership	99.720	CVS Health Corporation	N	20
0001	CVS HEALTH GROUP	00000	31-1001351				Omnicare, LLC	DE	NIA	CVS Cabot Holdings Inc	Ownership	49.860	CVS Health Corporation	N	21
0001	CVS HEALTH GROUP	00000	31-1001351				Omnicare, LLC	DE	NIA	CVS Shaw Holdings Inc	Ownership	49.860	CVS Health Corporation	N	21
0001	CVS HEALTH GROUP	00000	41-2035961				Aetna Financial Holdings, LLC	DE	NIA	Aetna Inc.	Ownership	100.000	CVS Health Corporation	N	0
0001	CVS HEALTH GROUP	00000	26-2030792				Aetna Asset Advisors, LLC	DE	NIA	Aetna Financial Holdings, LLC	Ownership	100.000	CVS Health Corporation	N	0
0001	CVS HEALTH GROUP	00000	23-2354500				U.S. Healthcare Properties, Inc.	PA	NIA	Aetna Financial Holdings, LLC	Ownership	100.000	CVS Health Corporation	N	0
0001	CVS HEALTH GROUP	00000	38-3704481				Aetna Capital Management, LLC	DE	NIA	Aetna Financial Holdings, LLC	Ownership	100.000	CVS Health Corporation	N	0
0001	CVS HEALTH GROUP	00000	11-3667142		0001314522		Aetna Partners Diversified Fund, LLC	DE	NIA	Aetna Capital Management, LLC	Ownership	100.000	CVS Health Corporation	N	1
0001	CVS HEALTH GROUP	00000	20-0446676				Aetna Workers' Comp Access, LLC	DE	NIA	Aetna Financial Holdings, LLC	Ownership	100.000	CVS Health Corporation	N	0
0001	CVS HEALTH GROUP	00000	20-0446713				Aetna Behavioral Health, LLC	DE	NIA	Aetna Financial Holdings, LLC	Ownership	100.000	CVS Health Corporation	N	0
0001	CVS HEALTH GROUP	00000	23-2670015				Managed Care Coordinators, Inc.	DE	NIA	Aetna Financial Holdings, LLC	Ownership	100.000	CVS Health Corporation	N	0
0001	CVS HEALTH GROUP	00000	59-3269144				Horizon Behavioral Services, LLC	DE	NIA	Aetna Financial Holdings, LLC	Ownership	100.000	CVS Health Corporation	N	0
0001	CVS HEALTH GROUP	00000	61-1193498				Employee Assistance Services, LLC	KY	NIA	Horizon Behavioral Services, LLC	Ownership	100.000	CVS Health Corporation	N	0

ANNUAL STATEMENT FOR THE YEAR 2020 OF THE Aetna Better Health Inc. (a New Jersey corporation)

**SCHEDULE Y**  
**PART 1A - DETAIL OF INSURANCE HOLDING COMPANY SYSTEM**

1	2	3	4	5	6	7	8	9	10	11	12	13	14	15	16
Group Code	Group Name	NAIC Company Code	ID Number	Federal RSSD	CIK	Name of Securities Exchange if Publicly Traded (U.S. or International)	Names of Parent, Subsidiaries Or Affiliates	Domiciliary Location	Relationship to Reporting Entity	Directly Controlled by (Name of Entity/Person)	Type of Control (Ownership, Board, Management, Attorney-in-Fact, Influence, Other)	If Control is Ownership Provide Percentage	Ultimate Controlling Entity(ies)/Person(s)	Is an SCA Filing Required? (Y/N)	*
0001	CVS HEALTH GROUP	00000	33-0052273				Health and Human Resource Center, Inc.	CA	IA	Horizon Behavioral Services, LLC	Ownership	100.000	CVS Health Corporation	N	0
0001	CVS HEALTH GROUP	00000	75-2420973				Resources for Living, LLC	TX	NIA	Horizon Behavioral Services, LLC	Ownership	100.000	CVS Health Corporation	N	0
0001	CVS HEALTH GROUP	00000	36-3681261				The Vasquez Group Inc.	IL	NIA	Horizon Behavioral Services, LLC	Ownership	100.000	CVS Health Corporation	N	0
0001	CVS HEALTH GROUP	00000	22-3178125				Work and Family Benefits, Inc.	NJ	NIA	Horizon Behavioral Services, LLC	Ownership	100.000	CVS Health Corporation	N	0
0001	CVS HEALTH GROUP	00000	27-1773021				Aetna Card Solutions, LLC	CT	NIA	Aetna Financial Holdings, LLC	Ownership	100.000	CVS Health Corporation	N	0
0001	CVS HEALTH GROUP	00000	20-5216478				PayFlex Holdings, Inc.	DE	NIA	Aetna Financial Holdings, LLC	Ownership	100.000	CVS Health Corporation	N	0
0001	CVS HEALTH GROUP	00000	91-1774434				PayFlex Systems USA, Inc.	NE	NIA	PayFlex Holdings, Inc.	Ownership	100.000	CVS Health Corporation	N	0
0001	CVS HEALTH GROUP	78700	06-0876836				Aetna Health and Life Insurance Company	CT	IA	Aetna Inc.	Ownership	100.000	CVS Health Corporation	N	0
0001	CVS HEALTH GROUP	72052	23-2710210				Aetna Health Insurance Company	PA	IA	Aetna Inc.	Ownership	100.000	CVS Health Corporation	N	0
0001	CVS HEALTH GROUP	84450	57-0805126				Aetna Health Insurance Company of New York	NY	IA	Aetna Inc.	Ownership	100.000	CVS Health Corporation	N	0
0001	CVS HEALTH GROUP	00000	06-1571642				Aetna International Inc.	CT	NIA	Aetna Inc.	Ownership	100.000	CVS Health Corporation	N	0
0001	CVS HEALTH GROUP	00000	98-0211470				Aetna Life & Casualty (Bermuda) Ltd.	BMU	IA	Aetna International Inc.	Ownership	100.000	CVS Health Corporation	N	0
0001	CVS HEALTH GROUP	00000					Aetna Insurance (Singapore) PTE. LTD.	SGP	IA	Aetna International Inc.	Ownership	100.000	CVS Health Corporation	N	0
0001	CVS HEALTH GROUP	00000	86-1455140				Aetna International Ex Pat LLC	DE	NIA	Aetna International Inc.	Ownership	100.000	CVS Health Corporation	N	0
0001	CVS HEALTH GROUP	00000					Aetna Global Benefits (Bermuda) Limited	BMU	NIA	Aetna International Inc.	Ownership	100.000	CVS Health Corporation	N	0
0001	CVS HEALTH GROUP	00000					Goodhealth Worldwide (Global) Limited	BMU	NIA	Aetna Global Benefits (Bermuda) Limited	Ownership	100.000	CVS Health Corporation	N	0
0001	CVS HEALTH GROUP	00000					Aetna Global Benefits (Europe) Limited	GBR	NIA	Aetna Global Benefits (Bermuda) Limited	Ownership	100.000	CVS Health Corporation	N	0
0001	CVS HEALTH GROUP	00000					Goodhealth Worldwide (Asia) Limited	HKG	NIA	Aetna Global Benefits (Bermuda) Limited	Ownership	100.000	CVS Health Corporation	N	0
0001	CVS HEALTH GROUP	00000					Aetna Global Benefits Limited	ARE	NIA	Aetna Global Benefits (Bermuda) Limited	Ownership	100.000	CVS Health Corporation	N	0
0001	CVS HEALTH GROUP	00000					PT. Aetna Global Benefits Indonesia	IDN	NIA	Aetna Global Benefits (Bermuda) Limited	Ownership	80.000	CVS Health Corporation	N	4
0001	CVS HEALTH GROUP	00000					Aetna Global Benefits (Middle East) LLC	ARE	NIA	Aetna Global Benefits (Bermuda) Limited	Ownership	49.000	CVS Health Corporation	N	5
0001	CVS HEALTH GROUP	00000					Aetna Global Benefits (Asia Pacific) Limited	HKG	NIA	Aetna Global Benefits (Bermuda) Limited	Ownership	100.000	CVS Health Corporation	N	0
0001	CVS HEALTH GROUP	00000					PT Aetna Management Consulting	IDN	NIA	Aetna International Inc.	Ownership	77.000	CVS Health Corporation	N	0
0001	CVS HEALTH GROUP	00000					Spinnaker Topco Limited	BMU	NIA	Aetna Global Benefits (Bermuda) Limited	Ownership	100.000	CVS Health Corporation	N	0
0001	CVS HEALTH GROUP	00000					Spinnaker Bidco Limited	GBR	NIA	Spinnaker Topco Limited	Ownership	100.000	CVS Health Corporation	N	0
0001	CVS HEALTH GROUP	00000					Aetna Holdco (UK) Limited	GBR	NIA	Spinnaker Bidco Limited	Ownership	100.000	CVS Health Corporation	N	0
0001	CVS HEALTH GROUP	00000					PT Aetna Management Consulting	IDN	NIA	Aetna Global Benefits (Asia Pacific) Limited	Ownership	23.000	CVS Health Corporation	N	0
0001	CVS HEALTH GROUP	00000					Aetna Global Benefits (UK) Limited	GBR	NIA	Aetna Holdco (UK) Limited	Ownership	100.000	CVS Health Corporation	N	0
0001	CVS HEALTH GROUP	00000					Aetna Insurance Company Limited	GBR	IA	Aetna Holdco (UK) Limited	Ownership	100.000	CVS Health Corporation	N	0
0001	CVS HEALTH GROUP	00000					Indian Health Organisation Private Limited	IND	NIA	Aetna Global Benefits (Asia Pacific) Limited	Ownership	0.020	CVS Health Corporation	N	2
0001	CVS HEALTH GROUP	00000					Aetna Health Insurance Company of Europe DAC	IRL	IA	Aetna International Inc.	Ownership	100.000	CVS Health Corporation	N	0
0001	CVS HEALTH GROUP	00000					Aetna (Shanghai) Enterprise Services Co. Ltd.	CHN	NIA	Aetna International Inc.	Ownership	100.000	CVS Health Corporation	N	0
0001	CVS HEALTH GROUP	00000					Aetna (Beijing) Enterprise Management Services Co., Ltd.	CHN	NIA	Aetna (Shanghai) Enterprise Services Co. Ltd.	Ownership	100.000	CVS Health Corporation	N	0
0001	CVS HEALTH GROUP	00000					Aetna Global Benefits (Singapore) PTE. LTD.	SGP	NIA	Aetna International Inc.	Ownership	100.000	CVS Health Corporation	N	0
0001	CVS HEALTH GROUP	00000					Indian Health Organisation Private Limited	IND	NIA	Aetna Global Benefits (Singapore) PTE, LTD.	Ownership	99.980	CVS Health Corporation	N	2
0001	CVS HEALTH GROUP	00000	22-2578985				AUSHC Holdings, Inc.	CT	NIA	Aetna Inc.	Ownership	100.000	CVS Health Corporation	N	0
0001	CVS HEALTH GROUP	00000					Aetna Global Holdings Limited	GBR	NIA	Aetna International Inc.	Ownership	100.000	CVS Health Corporation	N	0
0001	CVS HEALTH GROUP	00000					Aetna Insurance (Hong Kong) Limited	HKG	NIA	Aetna Global Holdings Limited	Ownership	100.000	CVS Health Corporation	N	0
0001	CVS HEALTH GROUP	00000	06-1182176				PHPSNE Parent Corporation	DE	NIA	AUSHC Holdings, Inc.	Ownership	55.000	CVS Health Corporation	N	7
0001	CVS HEALTH GROUP	00000	52-2182411				Active Health Management, Inc.	DE	NIA	Aetna Inc.	Ownership	100.000	CVS Health Corporation	N	0
0001	CVS HEALTH GROUP	00000	47-0970432				Health Data & Management Solutions, Inc.	DE	NIA	Active Health Management, Inc.	Ownership	100.000	CVS Health Corporation	N	0
0001	CVS HEALTH GROUP	00000	23-2604867				Aetna Integrated Informatics, Inc.	PA	NIA	Active Health Management, Inc.	Ownership	100.000	CVS Health Corporation	N	0
0001	CVS HEALTH GROUP	13980	27-2192415				Health Re, Inc.	VT	IA	Aetna Inc.	Ownership	100.000	CVS Health Corporation	N	0
0001	CVS HEALTH GROUP	00000	81-0579372				Phoenix Data Solutions LLC	DE	NIA	Aetna Inc.	Ownership	100.000	CVS Health Corporation	N	0
0001	CVS HEALTH GROUP	00000	46-2469464				CVS Health Clinical Trial Services LLC	CT	NIA	Aetna Inc.	Ownership	100.000	CVS Health Corporation	N	0
0001	CVS HEALTH GROUP	00000	51-0029326				ASI Wings, LLC	DE	NIA	Aetna Inc.	Ownership	100.000	CVS Health Corporation	N	0
0001	CVS HEALTH GROUP	00000	47-4556274				Echo Merger Sub, Inc.	DE	NIA	Aetna Inc.	Ownership	100.000	CVS Health Corporation	N	0

ANNUAL STATEMENT FOR THE YEAR 2020 OF THE Aetna Better Health Inc. (a New Jersey corporation)

**SCHEDULE Y**  
**PART 1A - DETAIL OF INSURANCE HOLDING COMPANY SYSTEM**

1	2	3	4	5	6	7	8	9	10	11	12	13	14	15	16
Group Code	Group Name	NAIC Company Code	ID Number	Federal RSSD	CIK	Name of Securities Exchange if Publicly Traded (U.S. or International)	Names of Parent, Subsidiaries Or Affiliates	Domi-ciliary Location	Relation-ship to Reporting Entity	Directly Controlled by (Name of Entity/Person)	Type of Control (Ownership, Board, Management, Attorney-in-Fact, Influence, Other)	If Control is Ownership Provide Percentage	Ultimate Controlling Entity(ies)/Person(s)	Is an SCA Filing Re-quired? (Y/N)	*
.0001	CVS HEALTH GROUP	.00000	47-4547145				Aetna Corporate Services, LLC	DE	NIA	Aetna Inc.	Ownership	100.000	CVS Health Corporation	.N	.0
.0001	CVS HEALTH GROUP	.00000	85-3918720				CVS Cabot Holdings Inc.	DE	NIA	Aetna Inc.	Ownership	0.280	CVS Health Corporation	.N	.19
.0001	CVS HEALTH GROUP	.00000	85-3918567				CVS Shaw Holdings Inc.	DE	NIA	Aetna Inc.	Ownership	0.280	CVS Health Corporation	.N	.20
.0001	CVS HEALTH GROUP	.00000	31-1001351				Omnicare, LLC	DE	NIA	Aetna Inc.	Ownership	0.280	CVS Health Corporation	.N	.21
.0001	CVS HEALTH GROUP	.81973	75-1296086				Coventry Health and Life Insurance Company	MO	IA	Aetna Health Holdings, LLC	Ownership	100.000	CVS Health Corporation	.N	.0
							Aetna Better Health of Kentucky Insurance Company	KY	IA	Coventry Health and Life Insurance Company	Ownership	100.000	CVS Health Corporation	.N	.0
.0001	CVS HEALTH GROUP	.15761	47-3279217				Group Dental Service, Inc.	MD	NIA	Aetna Health Holdings, LLC	Ownership	100.000	CVS Health Corporation	.N	.0
.0001	CVS HEALTH GROUP	.95846	52-2056201				Group Dental Service of Maryland, Inc.	MD	IA	Group Dental Service, Inc.	Ownership	100.000	CVS Health Corporation	.N	.0
.0001	CVS HEALTH GROUP	.00000	81-4345344				Aetna Network Services LLC	CT	NIA	Aetna Health Holdings, LLC	Ownership	100.000	CVS Health Corporation	.N	.0
.0001	CVS HEALTH GROUP	.95241	42-1244752				Aetna Health of Iowa Inc.	IA	IA	Aetna Health Holdings, LLC	Ownership	100.000	CVS Health Corporation	.N	.0
.0001	CVS HEALTH GROUP	.95925	42-1308659				Coventry Health Care of Nebraska, Inc.	NE	IA	Aetna Health Holdings, LLC	Ownership	100.000	CVS Health Corporation	.N	.0
							Aetna Risk Assurance Company of Connecticut Inc.	CT	IA	Aetna Health Holdings, LLC	Ownership	100.000	CVS Health Corporation	.N	.0
.0001	CVS HEALTH GROUP	.95173	74-2381406				Aetna Health Inc.	LA	IA	Aetna Health Holdings, LLC	Ownership	100.000	CVS Health Corporation	.N	.0
.0001	CVS HEALTH GROUP	.11102	23-2366731				HealthAssurance Pennsylvania, Inc.	PA	IA	Aetna Health Holdings, LLC	Ownership	100.000	CVS Health Corporation	.N	.0
							Coventry Prescription Management Services, Inc.	NV	NIA	Aetna Health Holdings, LLC	Ownership	100.000	CVS Health Corporation	.N	.0
.0001	CVS HEALTH GROUP	.00000	47-0854096				Aetna Better Health of Nevada Inc.	NV	NIA	Aetna Health Holdings, LLC	Ownership	100.000	CVS Health Corporation	.N	.0
.0001	CVS HEALTH GROUP	.16148	81-3564875				Coventry Health Care of Virginia, Inc.	VA	IA	Aetna Health Holdings, LLC	Ownership	100.000	CVS Health Corporation	.N	.0
.0001	CVS HEALTH GROUP	.96555	54-1576305				Coventry Transplant Network, Inc.	DE	NIA	Aetna Health Holdings, LLC	Ownership	100.000	CVS Health Corporation	.N	.0
.0001	CVS HEALTH GROUP	.00000	01-0646056				Coventry Health Care of Missouri, Inc.	MO	IA	Aetna Health Holdings, LLC	Ownership	100.000	CVS Health Corporation	.N	.0
.0001	CVS HEALTH GROUP	.96377	43-1372307				Coventry Health Care of Missouri, Inc.	MO	IA	Aetna Health Holdings, LLC	Ownership	100.000	CVS Health Corporation	.N	.0
.0001	CVS HEALTH GROUP	.95318	43-1702094				Aetna Better Health of Missouri LLC	MO	IA	Aetna Health Holdings, LLC	Ownership	100.000	CVS Health Corporation	.N	.0
.0001	CVS HEALTH GROUP	.95408	55-0712129				Coventry Health Care of West Virginia, Inc.	WV	IA	Aetna Health Holdings, LLC	Ownership	100.000	CVS Health Corporation	.N	.0
.0001	CVS HEALTH GROUP	.00000	62-1411933				Coventry HealthCare Management Corporation	DE	NIA	Aetna Health Holdings, LLC	Ownership	100.000	CVS Health Corporation	.N	.0
.0001	CVS HEALTH GROUP	.15827	47-4352768				Aetna HealthAssurance Pennsylvania, Inc.	PA	IA	Aetna Health Holdings, LLC	Ownership	100.000	CVS Health Corporation	.N	.0
.0001	CVS HEALTH GROUP	.95489	48-0840330				Coventry Health Care of Kansas, Inc.	KS	IA	Aetna Health Holdings, LLC	Ownership	100.000	CVS Health Corporation	.N	.0
.0001	CVS HEALTH GROUP	.16072	81-3370401				Aetna Better Health of Kansas Inc.	KS	IA	Aetna Health Holdings, LLC	Ownership	100.000	CVS Health Corporation	.N	.0
.0001	CVS HEALTH GROUP	.12193	20-1052897				Aetna Better Health of Michigan Inc.	MI	IA	Aetna Health Holdings, LLC	Ownership	100.000	CVS Health Corporation	.N	.0
.0001	CVS HEALTH GROUP	.95407	87-0345631				Aetna Health of Utah Inc.	UT	IA	Aetna Health Holdings, LLC	Ownership	100.000	CVS Health Corporation	.N	.0
.0001	CVS HEALTH GROUP	.00000	20-4416606				Aetna Better Health of Tennessee Inc.	TN	NIA	Aetna Health Holdings, LLC	Ownership	100.000	CVS Health Corporation	.N	.0
.0001	CVS HEALTH GROUP	.74160	37-1241037				Coventry Health Care of Illinois, Inc.	IL	IA	Aetna Health Holdings, LLC	Ownership	100.000	CVS Health Corporation	.N	.0
							Coventry Health Care National Accounts, Inc.	DE	NIA	Aetna Health Holdings, LLC	Ownership	100.000	CVS Health Corporation	.N	.0
.0001	CVS HEALTH GROUP	.00000	20-8070994				Coventry Health Care National Network, Inc.	DE	NIA	Aetna Health Holdings, LLC	Ownership	100.000	CVS Health Corporation	.N	.0
.0001	CVS HEALTH GROUP	.00000	20-5185442				Coventry Consumer Advantage, Inc.	DE	NIA	Aetna Health Holdings, LLC	Ownership	100.000	CVS Health Corporation	.N	.0
.0001	CVS HEALTH GROUP	.00000	26-1293772				First Health Group Corp.	DE	NIA	Aetna Health Holdings, LLC	Ownership	100.000	CVS Health Corporation	.N	.0
.0001	CVS HEALTH GROUP	.00000	20-1736437				First Health Life & Health Insurance Company	TX	IA	First Health Group Corp.	Ownership	100.000	CVS Health Corporation	.N	.0
.0001	CVS HEALTH GROUP	.90328	38-2242132				Claims Administration Corp.	MD	NIA	First Health Group Corp.	Ownership	100.000	CVS Health Corporation	.N	.0
.0001	CVS HEALTH GROUP	.00000	52-1320522				Florida Health Plan Administrators, LLC	FL	NIA	Aetna Health Holdings, LLC	Ownership	100.000	CVS Health Corporation	.N	.0
.0001	CVS HEALTH GROUP	.00000	20-1130063				Aetna Better Health of Florida Inc.	FL	IA	Florida Health Plan Administrators, LLC	Ownership	100.000	CVS Health Corporation	.N	.0
.0001	CVS HEALTH GROUP	.95114	65-0986441				Coventry Health Plan of Florida, Inc.	FL	IA	Florida Health Plan Administrators, LLC	Ownership	100.000	CVS Health Corporation	.N	.0
.0001	CVS HEALTH GROUP	.95266	65-0453436				Carefree Insurance Services, Inc.	FL	NIA	Florida Health Plan Administrators, LLC	Ownership	100.000	CVS Health Corporation	.N	.0
.0001	CVS HEALTH GROUP	.00000	59-3750548				bswiff LLC	DE	NIA	Aetna Health Holdings, LLC	Ownership	100.000	CVS Health Corporation	.N	.0
.0001	CVS HEALTH GROUP	.00000	36-4391310				Virtual Home Healthcare L.L.C.	ARE	NIA	Aetna Global Holdings Limited	Ownership	49.000	CVS Health Corporation	.N	.15
.0001	CVS HEALTH GROUP	.00000	26-1582982				MHNet Specialty Services, LLC	MD	NIA	Aetna Health Holdings, LLC	Ownership	100.000	CVS Health Corporation	.N	.0
.0001	CVS HEALTH GROUP	.00000	37-1448790				Mental Health Network of New York IPA, Inc.	NY	NIA	MHNet Specialty Services, LLC	Ownership	100.000	CVS Health Corporation	.N	.0
.0001	CVS HEALTH GROUP	.00000	72-1106596				Mental Health Associates, Inc.	LA	NIA	MHNet Specialty Services, LLC	Ownership	100.000	CVS Health Corporation	.N	.0
.0001	CVS HEALTH GROUP	.00000	20-4276336				MHNet of Florida, Inc.	FL	IA	MHNet Specialty Services, LLC	Ownership	100.000	CVS Health Corporation	.N	.0
.0001	CVS HEALTH GROUP	.16242	81-5030233				Aetna Better Health of Washington, Inc.	WA	IA	Aetna Health Holdings, LLC	Ownership	100.000	CVS Health Corporation	.N	.0
							Banner Health and Aetna Health Insurance Holding Company LLC	DE	NIA	Aetna ACO Holdings, Inc.	Ownership	51.000	CVS Health Corporation	.N	.9

ANNUAL STATEMENT FOR THE YEAR 2020 OF THE Aetna Better Health Inc. (a New Jersey corporation)

**SCHEDULE Y**  
**PART 1A - DETAIL OF INSURANCE HOLDING COMPANY SYSTEM**

1	2	3	4	5	6	7	8	9	10	11	12	13	14	15	16
Group Code	Group Name	NAIC Company Code	ID Number	Federal RSSD	CIK	Name of Securities Exchange if Publicly Traded (U.S. or International)	Names of Parent, Subsidiaries Or Affiliates	Domi-ciliary Location	Relation-ship to Reporting Entity	Directly Controlled by (Name of Entity/Person)	Type of Control (Ownership, Board, Management, Attorney-in-Fact, Influence, Other)	If Control is Ownership Provide Percentage	Ultimate Controlling Entity(ies)/Person(s)	Is an SCA Filing Re-quired? (Y/N)	*
..0001	CVS HEALTH GROUP	..16058	81-5281115				Banner Health and Aetna Health Insurance Company	AZ	IA	Banner Health and Aetna Health Insurance Holding Company LLC	Ownership	100.000	CVS Health Corporation	..N	..0
..0001	CVS HEALTH GROUP	..16059	81-5290023				Banner Health and Aetna Health Plan Inc. Allina Health and Aetna Health Insurance Holding Company LLC	AZ	IA	Banner Health and Aetna Health Insurance Company	Ownership	100.000	CVS Health Corporation	..N	..0
..0001	CVS HEALTH GROUP	..00000	81-5112888				Aetna ACO Holdings, Inc.	DE	NIA	Aetna ACO Holdings, Inc.	Ownership	50.000	CVS Health Corporation	..N	..10
..0001	CVS HEALTH GROUP	..16194	82-2091197				Allina Health and Aetna Insurance Company Sutter Health and Aetna Insurance Holding Company LLC	DE	IA	Allina Health and Aetna Health Insurance Holding Company LLC	Ownership	100.000	CVS Health Corporation	..N	..0
..0001	CVS HEALTH GROUP	..00000	82-2171057				Sutter Health and Aetna Administrative Services LLC	DE	NIA	Aetna ACO Holdings, Inc. Sutter Health and Aetna Insurance Holding Company LLC	Ownership	50.000	CVS Health Corporation	..N	..11
..0001	CVS HEALTH GROUP	..00000	82-2560624				Sutter Health and Aetna Insurance Holding Company LLC	DE	NIA	Sutter Health and Aetna Insurance Holding Company LLC	Ownership	100.000	CVS Health Corporation	..N	..0
..0001	CVS HEALTH GROUP	..00000	81-5290023				Aetna Holdings (Thailand) Limited	CA	NIA	Aetna Global Holdings Limited	Ownership	100.000	CVS Health Corporation	..N	..0
..0001	CVS HEALTH GROUP	..00000					Aetna Health Insurance (Thailand) Public Company Limited	THA	NIA	Aetna Global Holdings Limited	Ownership	49.000	CVS Health Corporation	..N	..12
..0001	CVS HEALTH GROUP	..00000					Aetna Health Insurance (Thailand) Public Company Limited	THA	NIA	Aetna Global Holdings Limited	Ownership	25.000	CVS Health Corporation	..N	..13
..0001	CVS HEALTH GROUP	..00000					Aetna Health Insurance (Thailand) Public Company Limited	THA	NIA	Minor Health Enterprise Co, Ltd.	Ownership	46.000	CVS Health Corporation	..N	..13
..0001	CVS HEALTH GROUP	..00000					Health Care Management Co. Ltd.	THA	NIA	Health Care Management Co. Ltd.	Ownership	28.000	CVS Health Corporation	..N	..13
..0001	CVS HEALTH GROUP	..00000					Health Care Management Co. Ltd.	THA	NIA	Aetna Global Holdings Limited	Ownership	49.000	CVS Health Corporation	..N	..16
..0001	CVS HEALTH GROUP	..00000					Minor Health Enterprise Co, Ltd.	THA	NIA	Aetna Global Holdings Limited	Ownership	25.000	CVS Health Corporation	..N	..14
..0001	CVS HEALTH GROUP	..00000					Minor Health Enterprise Co, Ltd.	THA	NIA	Aetna Holdings (Thailand) Limited	Ownership	75.000	CVS Health Corporation	..N	..14
..0001	CVS HEALTH GROUP	..00000					Health Care Management Co. Ltd.	THA	NIA	Aetna Holdings (Thailand) Limited	Ownership	51.000	CVS Health Corporation	..N	..16
..0001	CVS HEALTH GROUP	..00000	82-3031812				Aetna Pharmacy Management Services LLC	DE	NIA	Aetna Health Holdings, LLC	Ownership	100.000	CVS Health Corporation	..N	..0
..0001	CVS HEALTH GROUP	..16558	82-3333789				Aetna Better Health of North Carolina Inc.	NC	IA	Aetna Health Holdings, LLC	Ownership	100.000	CVS Health Corporation	..N	..0
..0001	CVS HEALTH GROUP	..14053	27-2186150				Aetna Better Health of Illinois Inc.	IL	IA	Aetna Health Holdings, LLC	Ownership	100.000	CVS Health Corporation	..N	..0

Asterisk	Explanation
1	Aetna Life Insurance Company own substantially all of the non-managing membership interests of Aetna Partners Diversified Fund LLC.
2	Indian Health Organisation Private Limited is 0.019857% owned by Aetna Global Benefits (Asia Pacific) and 99.980143% owned by Aetna Global Benefits (Singapore) PTE. LTD.
3	Aetna ACO Holdings Inc. is owned by Aetna Life Insurance Company (302 shares); Aetna Health Inc. (PA) (198 shares); and Aetna Health Holdings, LLC (1 share).
4	PT. Aetna Global Benefits Indonesia is also 20% owned by Suhatsyah Rivai, Aetna's Nominee.
5	Aetna Global Benefits (Middle East) LLC is also 51% owned by Euro Gulf LLC, Aetna's Nominee.
6	Innovation Health Holdings LLC. is also 50% owned by Inova Health System Foundation.
7	PHPSNE Parent Corporation is 55% owned by AUSHC Holdings, Inc. The remaining 45% is owned by thirteen different hospitals (non-affiliates) which are shareholders with varying degrees of ownership.
8	Texas Health + Aetna Health Insurance Holding Company LLC is also 50% owned by Texas Health Resources.
9	Banner Health and Aetna Health Insurance Holding Company LLC is also 49% owned by Banner Health.
10	Allina Health and Aetna Insurance Holding Company LLC is also 50% owned by Allina Health.
11	Sutter Health and Aetna Insurance Holding Company LLC is also 50% owned by Sutter Health Plan Products Organization, LLC.
12	Aetna Holdings (Thailand) Limited is also 51% owned by Mr. Paiboon Sutantivorakoon plus Aetna Global Benefits (Bermuda) Limited owns 1 share
13	Aetna Health Insurance (Thailand) Public Company Limited is also owned by Aetna Global Benefits (Bermuda) Limited (1 share), Ms. Srisa-ard Sansanapongpherchar (1 share), Mr. Jitphasong Itsaraphakde (1 share); Mrs. Suphee Wattana (1 share); and Mr. Buncha Tanphragorn (1 share)
14	Minor Health Enterprise Co, Ltd is also (1 share) owned by Aetna Global Benefits (Bermuda) Limited.
15	Virtual Home Health Care L.L.C. is also 51% owned by CBD Commercial Brokers LLC, Aetna's Nominee.
16	Health Care Management Co. Ltd. is also (1 share) owned by Aetna Global Benefits (Bermuda) Limited.
17	Aetna Services (Thailand) Limited is also (1 share) owned by Aetna Global Benefits (Bermuda) Limited and (1 share) owned by Aetna Global Holdings Limited.
18	Coram Clinical Trials, Inc. is 75% owned by CVS Pharmacy, Inc. and 25% owned by Aetna Life Insurance Company.
19	CVS Cabot Holdings Inc is owned 99.72% by Coram Clinical Trials, Inc. and 0.28% owned by Aetna Inc.



ANNUAL STATEMENT FOR THE YEAR 2020 OF THE Aetna Better Health Inc. (a New Jersey corporation)

Asterisk	Explanation
20 .....	CVS Shaw Holdings Inc is owned 99.72% by Coram Clinical Trials, Inc. and 0.28% owned by Aetna Inc. ....
21 .....	Omnicare, LLC is 0.28% owned by Aetna Inc. The Company is also owned by CVS Cabot Holdings Inc. and CVS Shaw Holdings Inc., with 49.86% each ownership. ....

ANNUAL STATEMENT FOR THE YEAR 2020 OF THE Aetna Better Health Inc. (a New Jersey corporation)

**SCHEDULE Y**

**PART 2 - SUMMARY OF INSURER'S TRANSACTIONS WITH ANY AFFILIATES**

1	2	3	4	5	6	7	8	9	10	11	12	13
NAIC Company Code	ID Number	Names of Insurers and Parent, Subsidiaries or Affiliates	Shareholder Dividends	Capital Contributions	Purchases, Sales or Exchanges of Loans, Securities, Real Estate, Mortgage Loans or Other Investments	Income/ (Disbursements) Incurred in Connection with Guarantees or Undertakings for the Benefit of any Affiliate(s)	Management Agreements and Service Contracts	Income/ (Disbursements) Incurred Under Reinsurance Agreements	*	Any Other Material Activity Not in the Ordinary Course of the Insurer's Business	Totals	Reinsurance Recoverable/ (Payable) on Losses and/or Reserve Credit Taken/(Liability)
00000	52-2182411	Active Health Management, Inc.	0	0	0	0	109,609,205	0		0	109,609,205	0
00000	20-0446713	Aetna Behavioral Health, LLC	0	0	0	0	(74,925)	0		0	(74,925)	0
12328	20-2207534	Aetna Better Health Inc (a Georgia Corporation)	0	9,000,000	0	0	(2,673,071)	0		0	6,326,929	0
13174	26-2867560	Aetna Better Health, Inc. (a Connecticut Corporation)	0	0	0	0	(6,380)	0		0	(6,380)	0
13735	27-0563973	Aetna Better Health Inc. (a Pennsylvania corporation)	0	0	0	0	(142,289,569)	0		0	(142,289,569)	0
00000	47-5178095	Aetna Better Health of California Inc.	0	38,000,000	0	0	(14,801,563)	0		0	23,198,437	0
15805	47-3850677	Aetna Health of Ohio Inc.	0	15,000,000	0	0	(3,247,948)	0		0	11,752,052	0
16072	81-3370401	Aetna Better Health of Kansas Inc.	0	5,000,000	0	0	(98,267,612)	0		0	(93,267,612)	0
15761	47-3279217	Aetna Better Health of Kentucky Insurance Company	1,461,704	0	0	0	(129,498,816)	0		0	(128,037,112)	0
12193	20-1052897	Aetna Better Health of Michigan Inc.	(14,900,000)	0	0	0	(39,035,226)	0		0	(53,935,226)	0
95318	43-1702094	Aetna Better Health of Missouri LLC	(504,289)	(19,495,711)	0	0	656,117	0		0	(19,343,883)	0
16148	81-3564875	Aetna Better Health of Nevada Inc.	0	0	0	0	(3,196,866)	0		0	(3,196,866)	0
15919	81-1143850	Aetna Better Health of Oklahoma Inc.	0	23,500,000	0	0	(6,238,097)	0		0	17,261,903	0
95040	74-1844335	Aetna Better Health of Texas, Inc.	0	30,000,000	0	0	(50,519,200)	0		0	(20,519,200)	0
16242	81-5030233	Aetna Better Health of Washington, Inc.	0	23,000,000	0	0	(10,910,441)	0		0	12,089,559	0
95114	65-0986441	Aetna Better Health of Florida Inc.	(18,500,000)	0	0	0	(98,835,320)	0		0	(117,335,320)	0
15616	80-0629718	Aetna Better Health, Inc. (a Louisiana corporation)	1,604,310	30,000,000	0	0	(73,012,037)	0		0	(41,407,727)	0
14043	27-2512072	Aetna Better Health Premier Plan MMAI Inc.	(24,390,465)	(15,609,535)	0	0	(25,674,821)	0		0	(65,674,821)	0
14053	27-2186150	Aetna Better Health of Illinois Inc.	0	190,000,000	0	0	(158,109,830)	0		0	31,890,170	0
15611	46-3203088	Aetna Better Health Inc. (a New Jersey corporation)	0	35,000,000	0	0	(63,653,996)	0		0	(28,653,996)	0
14408	45-2634734	Aetna Better Health Inc. (a New York corporation)	552,596	0	0	0	(48,584,450)	0		0	(48,031,854)	0
14229	45-2764938	Aetna Better Health Inc. (an Ohio corporation)	(72,104,407)	0	0	0	(70,376,867)	0		0	(142,481,274)	0
00000	20-4416606	Aetna Better Health of Tennessee Inc.	0	0	0	0	656	0		0	656	0
11183	22-2990909	Aetna Dental Inc. (a New Jersey corporation)	0	0	0	0	(1,467,253)	0		0	(1,467,253)	0
95910	06-1177531	Aetna Dental Inc. (a Texas corporation)	(7,000,000)	0	0	0	(7,784,071)	(43,055)		0	(14,827,126)	0
00000	06-1160812	Aetna Dental of California Inc.	(8,000,000)	0	0	0	(1,933,710)	0		0	(9,933,710)	0
78700	06-0876836	Aetna Health and Life Insurance Company	577,534	84,000,000	0	0	(23,248,714)	0		0	61,328,820	0
00000	30-0123754	Aetna Health Holdings, LLC	786,694,754	(395,394,754)	0	0	0	0		0	391,300,000	0
95088	59-2411584	Aetna Health Inc. (a Florida corporation)	(7,500,000)	0	0	0	(133,172,763)	0		0	(140,672,763)	0
95094	58-1649568	Aetna Health Inc. (a Georgia corporation)	(19,500,000)	0	0	0	(17,376,544)	0		0	(36,876,544)	0
95241	42-1244752	Aetna Health of Iowa Inc.	(4,200,000)	0	0	0	(2,238,542)	0		0	(6,438,542)	0
95517	01-0504252	Aetna Health Inc. (a Maine corporation)	(1,900,000)	0	0	0	(8,011,159)	0		0	(9,911,159)	0

ANNUAL STATEMENT FOR THE YEAR 2020 OF THE Aetna Better Health Inc. (a New Jersey corporation)

**SCHEDULE Y**

**PART 2 - SUMMARY OF INSURER'S TRANSACTIONS WITH ANY AFFILIATES**

1	2	3	4	5	6	7	8	9	10	11	12	13
NAIC Company Code	ID Number	Names of Insurers and Parent, Subsidiaries or Affiliates	Shareholder Dividends	Capital Contributions	Purchases, Sales or Exchanges of Loans, Securities, Real Estate, Mortgage Loans or Other Investments	Income/ (Disbursements) Incurred in Connection with Guarantees or Undertakings for the Benefit of any Affiliate(s)	Management Agreements and Service Contracts	Income/ (Disbursements) Incurred Under Reinsurance Agreements	*	Any Other Material Activity Not in the Ordinary Course of the Insurer's Business	Totals	Reinsurance Recoverable/ (Payable) on Losses and/or Reserve Credit Taken/(Liability)
95756	23-2861565	Aetna Health of Michigan Inc.	0	9,000,000	0	0	(1,874,227)	0		0	7,125,773	0
95287	52-1270921	Aetna Health Inc. (a New Jersey corporation)	0	0	0	0	(71,875,443)	0		0	(71,875,443)	0
95234	22-2663623	Aetna Health Inc. (a New York corporation)	1,372,576	0	0	0	(5,646,447)	0		0	(4,273,871)	0
95109	23-2169745	Aetna Health Inc. (a Pennsylvania corporation)	(159,676,976)	0	0	0	(303,172,093)	13,164,197		0	(449,684,872)	9,431,277
95935	23-2442048	Aetna Health Inc. (a Connecticut corporation)	142,605	0	0	0	(7,614,853)	0		0	(7,472,248)	0
95490	76-0189680	Aetna Health Inc. (a Texas corporation)	534,770	10,000,000	0	0	(25,618,811)	(1,245,722)		0	(16,329,763)	2,028,941
95173	74-2381406	Aetna Health Inc. (LA)	0	0	0	0	(6,858,010)	0		0	(6,858,010)	0
72052	23-2710210	Aetna Health Insurance Company	0	95,000,000	0	0	3,268,513	279,234		0	98,547,747	0
84450	57-0805126	Aetna Health Insurance Company of New York	0	0	0	0	(35,056)	0		0	(35,056)	0
00000	13-3670795	Aetna Health Management, LLC	0	0	0	0	1,084,867,335	0		0	1,084,867,335	0
00000	95-3402799	Aetna Health of California Inc.	(89,393,927)	0	0	0	(98,090,354)	0		0	(187,484,281)	0
15827	47-4352768	Aetna HealthAssurance Pennsylvania Inc.	0	0	0	0	(15,421,081)	0		0	(15,421,081)	0
00000	23-2229683	Aetna Inc.	1,835,000,000	636,000,000	0	0	(5,833,403)	0		0	2,465,166,597	0
36153	06-1286276	Aetna Insurance Company of Connecticut	(2,158,635)	(9,341,365)	0	0	(50,355)	0		0	(11,550,355)	0
00000	06-1571642	Aetna International Inc.	0	0	0	0	(233,919)	0		0	(233,919)	0
60054	06-6033492	Aetna Life Insurance Company	(1,470,513,865)	(831,620,190)	0	0	(2,381,904,350)	(359,697,564)		0	(5,043,735,969)	1,411,723,991
00000	86-0842559	Aetna Medicaid Administrators, LLC	0	0	0	0	669,993,127	0		0	669,993,127	0
00000	11-3667142	Aetna Partners Diversified Fund, LLC	(60,902,206)	16,000,000	0	0	0	0		0	(44,902,206)	0
00000	06-1423207	Aetna Resources LLC	0	0	0	0	2,386,601,673	0		0	2,386,601,673	0
00000	30-0123760	Aetna RX Home Delivery, LLC	0	0	0	0	0	0		0	0	0
00000	20-3180700	Aetna Ventures, LLC	0	3,620,190	0	0	0	0		0	3,620,190	0
00000	57-1209768	Aetna Specialty Pharmacy, LLC	0	0	0	0	0	0		0	0	0
00000	81-5112888	Allina Health and Aetna Insurance Holding Company LLC	0	(11,000,000)	0	0	0	0		0	(11,000,000)	0
16194	82-2091197	Allina Health and Aetna Insurance Company	0	11,000,000	0	0	(5,526,767)	(65,130)		0	5,408,103	0
95407	87-0345631	Aetna Health of Utah Inc.	(4,200,000)	0	0	0	(10,036,781)	0		0	(14,236,781)	0
12321	20-2901054	American Continental Insurance Company	0	0	0	0	(76,520,868)	0		0	(76,520,868)	0
00000	31-1368946	American Health Holding, Inc.	0	0	0	0	218,000	0		0	218,000	0
00000	81-5212760	Banner Health and Aetna Health Insurance Holding Company LLC	0	20,000,000	0	0	0	0		0	20,000,000	0
16059	81-5290023	Banner Health and Aetna Health Plan Inc.	0	0	0	0	(1,988,473)	1,656,844		0	(331,629)	(5,783,807)
16058	81-5281115	Banner Health and Aetna Health Insurance Company	0	(20,000,000)	0	0	(55,167,028)	12,170,876		0	(62,996,152)	(24,299,970)
00000	36-4391310	bswift, LLC	0	0	0	0	17,246,998	0		0	17,246,998	0
74160	37-1241037	Coventry Health Care of Illinois, Inc.	(24,607,835)	0	0	0	(19,836,730)	0		0	(44,444,565)	0
96377	43-1372307	Coventry Health Care of Missouri, Inc.	(22,250,441)	0	0	0	(110,883,867)	0		0	(133,134,308)	0
81973	75-1296086	Coventry Health and Life Insurance Company	(242,165,719)	0	0	0	(165,321,600)	0		0	(407,487,319)	0

42.1

ANNUAL STATEMENT FOR THE YEAR 2020 OF THE Aetna Better Health Inc. (a New Jersey corporation)

**SCHEDULE Y**

**PART 2 - SUMMARY OF INSURER'S TRANSACTIONS WITH ANY AFFILIATES**

1	2	3	4	5	6	7	8	9	10	11	12	13
NAIC Company Code	ID Number	Names of Insurers and Parent, Subsidiaries or Affiliates	Shareholder Dividends	Capital Contributions	Purchases, Sales or Exchanges of Loans, Securities, Real Estate, Mortgage Loans or Other Investments	Income/ (Disbursements) Incurred in Connection with Guarantees or Undertakings for the Benefit of any Affiliate(s)	Management Agreements and Service Contracts	Income/ (Disbursements) Incurred Under Reinsurance Agreements	*	Any Other Material Activity Not in the Ordinary Course of the Insurer's Business	Totals	Reinsurance Recoverable/ (Payable) on Losses and/or Reserve Credit Taken/(Liability)
68500	62-1181209	Continental Life Insurance Company of Brentwood, Tennessee	0	0	0	0	(179,289,735)	0		0	(179,289,735)	0
95925	42-1308659	Coventry Health Care of Nebraska, Inc.	(24,000,000)	0	0	0	(12,997,820)	0		0	(36,997,820)	0
96555	54-1576305	Coventry Health Care of Virginia, Inc.	0	10,000,000	0	0	(190,618,889)	0		0	(180,618,889)	0
95408	55-0712129	Coventry Health Care of West Virginia, Inc.	231,734	0	0	0	(81,700,654)	0		0	(81,468,920)	0
95266	65-0453436	Coventry Health Plan of Florida, Inc.	0	0	0	0	16,071	0		0	16,071	0
00000	62-1411933	Coventry HealthCare Management Corporation	0	0	0	0	0	0		0	0	0
95489	48-0840330	Coventry Health Care of Kansas, Inc.	(7,500,000)	0	0	0	(2,342,535)	0		0	(9,842,535)	0
00000	47-0854096	Coventry Prescription Mgmt Services, Inc	0	0	0	0	0	0		0	0	0
00000	20-1736437	First Health Group Corp	21,146,274	178,853,726	0	0	0	0		0	200,000,000	0
90328	38-2242132	First Health Life & Health Insurance Company	(21,146,274)	(178,853,726)	0	0	(20,931,168)	0		0	(220,931,168)	0
00000	20-1130063	Florida Health Plan Administrators, LLC	18,500,000	0	0	0	0	0		0	18,500,000	0
95846	52-2056201	Group Dental Service of Maryland, Inc.	0	0	0	0	(1,057,346)	0		0	(1,057,346)	0
00000	33-0052273	Health and Human Resources Center, Inc.	0	0	0	0	881,927	0		0	881,927	0
13980	27-2192415	Health Re, Inc.	(285,000,000)	7,000,000	0	0	(69,883,329)	333,827,983		0	(14,055,346)	(1,290,916,038)
11102	23-2366731	HealthAssurance Pennsylvania, Inc.	(32,500,000)	0	0	0	(63,973,878)	0		0	(96,473,878)	0
15097	46-0674828	Innovation Health Insurance Company	0	0	0	0	(22,927,379)	(82,474)		0	(23,009,853)	(24,254,325)
15098	46-0682197	Innovation Health Plan, Inc.	0	0	0	0	(4,608,139)	(14,909,616)		0	(19,517,755)	(3,647,470)
00000	81-3789357	Texas Health + Aetna Health Insurance Holding Company LLC	0	30,000,000	0	0	0	0		0	30,000,000	0
16132	47-5548221	Texas Health + Aetna Health Plan Inc.	0	0	0	0	(2,484,407)	1,245,722		0	(1,238,685)	(2,028,941)
16121	81-4749336	Texas Health + Aetna Health Insurance Company	0	(30,000,000)	0	0	(3,457,119)	13,698,705		0	(19,758,414)	(72,253,658)
16558	82-3333789	Aetna Better Health of North Carolina Inc.	0	3,000,000	0	0	(2,866)	0		0	2,997,134	0
00000	05-0494040	CVS Health Corporation	0	0	0	0	504,104,868	0		0	504,104,868	0
00000	06-1270755	AHP Holdings, Inc.	(9,341,365)	9,341,365	0	0	50,262	0		0	50,262	0
00000		CVS INDEMNITY	962,557	(10,000,000)	0	0	0	0		0	(9,037,443)	0
00000	01-0826783	Schaller Anderson Medical Administrators, Incorporated	0	0	0	0	462,552,606	0		0	462,552,606	0
00000	91-1774434	PayFlex Systems USA, Inc.	0	0	0	0	33,555,522	0		0	33,555,522	0
00000	26-1582982	MHNet Specialty Services, LLC	0	0	0	0	9,704	0		0	9,704	0
00000	52-1801446	Group Dental Service, Inc.	0	0	0	0	177,100	0		0	177,100	0
00000	52-1320522	Claims Administration Corp.	0	0	0	0	(1,646,499)	0		0	(1,646,499)	0
00000	98-0211470	Aetna Life & Casualty (Bermuda) Ltd.	0	0	0	0	(561,328)	0		0	(561,328)	0
12575	20-2833904	SilverScript Insurance Co.	(200,000,000)	0	0	0	(399,631,650)	(45,302,841)		0	(644,934,491)	147,239,147
63444	06-1566092	Accendo Insurance Company	(10,000,000)	25,000,000	0	0	(206,199)	11,326,033		0	26,119,834	(36,809,787)
00000	33-1113587	CVS Caremark Part D Services, LLC	210,000,000	(25,000,000)	0	0	388,261,563	0		0	573,261,563	0
00000	05-0500188	CVS Caremark Indemnity, Ltd.	0	0	0	0	0	33,976,808		0	33,976,808	(110,429,360)
00000	45-4901541	Aetna ACO Holdings, Inc.	(34,925,010)	0	0	0	0	0		0	(34,925,010)	0
9999999	Control Totals		0	0	0	0	0	0	XXX	0	0	0

42.2

ANNUAL STATEMENT FOR THE YEAR 2020 OF THE Aetna Better Health Inc. (a New Jersey corporation)  
**SUPPLEMENTAL EXHIBITS AND SCHEDULES INTERROGATORIES**

The following supplemental reports are required to be filed as part of your statement filing unless specifically waived by the domiciliary state. However, in the event that your domiciliary state waives the filing requirement, your response of WAIVED to the specific interrogatory will be accepted in lieu of filing a "NONE" report and a bar code will be printed below. If the supplement is required of your company but is not being filed for whatever reason enter SEE EXPLANATION and provide an explanation following the interrogatory questions.

	Responses
<b>MARCH FILING</b>	
1. Will the Supplemental Compensation Exhibit be filed with the state of domicile by March 1? .....	YES
2. Will an actuarial opinion be filed by March 1? .....	YES
3. Will the confidential Risk-based Capital Report be filed with the NAIC by March 1?.....	YES
4. Will the confidential Risk-based Capital Report be filed with the state of domicile, if required, by March 1?.....	YES
<b>APRIL FILING</b>	
5. Will Management's Discussion and Analysis be filed by April 1? .....	YES
6. Will the Supplemental Investment Risks Interrogatories be filed by April 1? .....	YES
7. Will the Accident and Health Policy Experience Exhibit be filed by April 1? .....	YES
<b>JUNE FILING</b>	
8. Will an audited financial report be filed by June 1? .....	YES
9. Will Accountant's Letter of Qualifications be filed with the state of domicile and electronically with the NAIC by June 1? .....	YES








<b>AUGUST FILING</b>	
10. Will the regulator-only (non-public) Communication of Internal Control Related Matters Noted in Audit be filed with the state of domicile and electronically with the NAIC (as a regulator-only non-public document) by August 1? .....	YES

The following supplemental reports are required to be filed as part of your annual statement filing **if your company is engaged in the type of business covered by the supplement. However, in the event that your company does not transact the type of business for which the special report must be filed, your response of NO to the specific interrogatory will be accepted in lieu of filing a "NONE" report and a bar code will be printed below.** If the supplement is required of your company but is not being filed for whatever reason enter SEE EXPLANATION and provide an explanation following the interrogatory questions.

<b>MARCH FILING</b>	
11. Will the Medicare Supplement Insurance Experience Exhibit be filed with the state of domicile and the NAIC by March 1? .....	NO
12. Will the Supplemental Life data due March 1 be filed with the state of domicile and the NAIC? .....	NO
13. Will Schedule SIS (Stockholder Information Supplement) be filed with the state of domicile by March 1?.....	NO
14. Will the actuarial opinion on participating and non-participating policies as required in Interrogatories 1 and 2 on Exhibit 5 to Life Supplement be filed with the state of domicile and electronically with the NAIC by March 1?.....	NO
15. Will the actuarial opinion on non-guaranteed elements as required in Interrogatory 3 to Exhibit 5 to Life Supplement be filed with the state of domicile and electronically with the NAIC by March 1?.....	NO
16. Will the Medicare Part D Coverage Supplement be filed with the state of domicile and the NAIC by March 1?.....	NO
17. Will an approval from the reporting entity's state of domicile for relief related to the five-year rotation requirement for lead audit partner be filed electronically with the NAIC by March 1? .....	NO
18. Will an approval from the reporting entity's state of domicile for relief related to the one-year cooling off period for independent CPA be filed electronically with the NAIC by March 1? .....	NO
19. Will an approval from the reporting entity's state of domicile for relief related to the Requirements for Audit Committees be filed electronically with the NAIC by March 1?.....	NO
<b>APRIL FILING</b>	
20. Will the Long-Term Care Experience Reporting Forms be filed with the state of domicile and the NAIC by April 1? .....	NO
21. Will the Supplemental Life data due April 1 be filed with the state of domicile and the NAIC? .....	NO
22. Will the Supplemental Health Care Exhibit (Parts 1, 2 and 3) be filed with the state of domicile and the NAIC by April 1? .....	NO
23. Will the regulator only (non-public) Supplemental Health Care Exhibit's Expense Allocation Report be filed with the state of domicile and the NAIC by April 1? .....	NO
24. Will the Life, Health & Annuity Guaranty Association Model Act Assessment Base Reconciliation Exhibit be filed with the state of domicile and the NAIC by April 1? .....	NO
25. Will the Adjustments to the Life, Health & Annuity Guaranty Association Model Act Assessment Base Reconciliation Exhibit (if required) be filed with the state of domicile and the NAIC by April 1? .....	NO
<b>AUGUST FILING</b>	
26. Will Management's Report of Internal Control Over Financial Reporting be filed with the state of domicile by August 1? .....	NO

- Explanations:
11. The data for this supplement is not required to be filed.
  12. The data for this supplement is not required to be filed.
  13. The data for this supplement is not required to be filed.
  14. The data for this supplement is not required to be filed.
  15. The data for this supplement is not required to be filed.
  16. The data for this supplement is not required to be filed.
  17. The data for this supplement is not required to be filed.
  18. The data for this supplement is not required to be filed.
  19. The data for this supplement is not required to be filed.
  20. The data for this supplement is not required to be filed.
  21. The data for this supplement is not required to be filed.
  22. The data for this supplement is not required to be filed.
  23. The data for this supplement is not required to be filed.
  24. The data for this supplement is not required to be filed.
  25. The data for this supplement is not required to be filed.
  26. The Company does not meet the Model Audit Rule (MAR) for filing.

Bar Codes:

11. Medicare Supplement Insurance Experience Exhibit [Document Identifier 360]	
12. Life Supplement [Document Identifier 205]	
13. SIS Stockholder Information Supplement [Document Identifier 420]	
14. Participating Opinion for Exhibit 5 [Document Identifier 371]	
15. Non-Guaranteed Opinion for Exhibit 5 [Document Identifier 370]	
16. Medicare Part D Coverage Supplement [Document Identifier 365]	
17. Relief from the five-year rotation requirement for lead audit partner [Document Identifier 224]	

**SUPPLEMENTAL EXHIBITS AND SCHEDULES INTERROGATORIES**

18. Relief from the one-year cooling off period for independent CPA  
[Document Identifier 225]



19. Relief from the Requirements for Audit Committees [Document Identifier 226]



20. Long-Term Care Experience Reporting Forms [Document Identifier 306]



21. Life Supplement [Document Identifier 211]



22. Supplemental Health Care Exhibit (Parts 1, 2 and 3) [Document Identifier 216]



23. Supplemental Health Care Exhibit's Expense Allocation Report  
[Document Identifier 217]



24. Life, Health & Annuity Guaranty Association Model Act Assessment Base  
Reconciliation Exhibit [Document Identifier 290]



25. Adjustments to the Life, Health & Annuity Guaranty Association Model Act  
Assessment Base Reconciliation Exhibit [Document Identifier 300]



26. Management's Report of Internal Control Over Financial Reporting  
[Document Identifier 223]

