



HEALTH ANNUAL STATEMENT

FOR THE YEAR ENDED DECEMBER 31, 2020
OF THE CONDITION AND AFFAIRS OF THE

AMERIGROUP New Jersey, Inc.

NAIC Group Code 0671 0671 NAIC Company Code 95373 Employer's ID Number 22-3375292
(Current) (Prior)

Organized under the Laws of New Jersey, State of Domicile or Port of Entry NJ

Country of Domicile United States of America

Licensed as business type: Health Maintenance Organization

Is HMO Federally Qualified? Yes [] No [X]

Incorporated/Organized 04/03/1995 Commenced Business 02/01/1996

Statutory Home Office 101 Wood Avenue South, 8th Floor, Iselin, NJ, US 08830
(Street and Number) (City or Town, State, Country and Zip Code)

Main Administrative Office 4425 Corporation Lane
(Street and Number)
Virginia Beach, VA, US 23462, 757-490-6900
(City or Town, State, Country and Zip Code) (Area Code) (Telephone Number)

Mail Address 4425 Corporation Lane, Virginia Beach, VA, US 23462
(Street and Number or P.O. Box) (City or Town, State, Country and Zip Code)

Primary Location of Books and Records 4425 Corporation Lane
(Street and Number)
Virginia Beach, VA, US 23462, 757-490-6900
(City or Town, State, Country and Zip Code) (Area Code) (Telephone Number)

Internet Website Address WWW.AMERIGROUP.COM

Statutory Statement Contact Bette Lou Gronseth, 757-518-3638
(Name) (Area Code) (Telephone Number)
Bette.Gronseth@AMERIGROUP.com, 757-557-6742
(E-mail Address) (FAX Number)

OFFICERS

Chairperson <u>Teresa Thomas Hursey #</u>	Vice President/Asst. Secretary <u>Jack Louis Young</u>
President & CEO <u>Teresa Thomas Hursey</u>	Secretary <u>Kathleen Susan Kiefer</u>

OTHER

Vincent Edward Scher, Treasurer Eric (Rick) Kenneth Noble, Assistant Treasurer

DIRECTORS OR TRUSTEES

Teresa Thomas Hursey Jack Louis Young Ronald William Penczek

State of New Jersey SS:
 County of Middlesex

The officers of this reporting entity being duly sworn, each depose and say that they are the described officers of said reporting entity, and that on the reporting period stated above, all of the herein described assets were the absolute property of the said reporting entity, free and clear from any liens or claims thereon, except as herein stated, and that this statement, together with related exhibits, schedules and explanations therein contained, annexed or referred to, is a full and true statement of all the assets and liabilities and of the condition and affairs of the said reporting entity as of the reporting period stated above, and of its income and deductions therefrom for the period ended, and have been completed in accordance with the NAIC Annual Statement Instructions and Accounting Practices and Procedures manual except to the extent that: (1) state law may differ; or, (2) that state rules or regulations require differences in reporting not related to accounting practices and procedures, according to the best of their information, knowledge and belief, respectively. Furthermore, the scope of this attestation by the described officers also includes the related corresponding electronic filing with the NAIC, when required, that is an exact copy (except for formatting differences due to electronic filing) of the enclosed statement. The electronic filing may be requested by various regulators in lieu of or in addition to the enclosed statement.

<p><i>Teresa Thomas Hursey</i> <small>DocuSigned by:</small> <u>4475FB25AD6349D...</u> Teresa Thomas Hursey Chairperson, President & CEO</p>	<p><i>Vincent E. Scher</i> <small>DocuSigned by:</small> <u>A85A33722D4143E...</u> Vincent Edward Scher Treasurer</p>	<p><i>Kathleen Kiefer</i> <small>DocuSigned by:</small> <u>34259124741844A...</u> Kathleen Susan Kiefer Secretary</p>
--	---	---

Subscribed and sworn to before me this _____ day of _____

a. Is this an original filing? Yes [X] No []
 b. If no,
 1. State the amendment number.....
 2. Date filed
 3. Number of pages attached.....

EXHIBIT 2 - ACCIDENT AND HEALTH PREMIUMS DUE AND UNPAID

1 Name of Debtor	2 1 - 30 Days	3 31 - 60 Days	4 61 - 90 Days	5 Over 90 Days	6 Nonadmitted	7 Admitted
0199999 Total individuals.....						
Group Subscribers:						
0299998. Premiums due and unpaid not individually listed						
0299999. Total group	0	0	0	0	0	0
0399999. Premiums due and unpaid from Medicare entities	954	84,620	66,734	485,550	0	637,858
0499999. Premiums due and unpaid from Medicaid entities	16,613,312	796,177	716,373	715,402		18,841,264
.....						
.....						
.....						
.....						
.....						
.....						
.....						
.....						
.....						
.....						
.....						
.....						
.....						
.....						
.....						
.....						
.....						
.....						
.....						
0599999 Accident and health premiums due and unpaid (Page 2, Line 15)	16,614,266	880,797	783,107	1,200,952	0	19,479,122

ANNUAL STATEMENT FOR THE YEAR 2020 OF THE Amerigroup New Jersey, Inc.

EXHIBIT 3 - HEALTH CARE RECEIVABLES

1 Name of Debtor	2 1 - 30 Days	3 31 - 60 Days	4 61 - 90 Days	5 Over 90 Days	6 Nonadmitted	7 Admitted
0199998. Aggregate Pharmaceutical Rebate Receivables Not Individually Listed	3,512,496					3,512,496
0199999. Total Pharmaceutical Rebate Receivables	3,512,496	0	0	0	0	3,512,496
0299998. Aggregate Claim Overpayment Receivables Not Individually Listed	362,300	240,839	79,501	698,018	1,380,658	0
0299999. Total Claim Overpayment Receivables	362,300	240,839	79,501	698,018	1,380,658	0
0399998. Aggregate Loans and Advances to Providers Not Individually Listed						
0399999. Total Loans and Advances to Providers	0	0	0	0	0	0
0499998. Aggregate Capitation Arrangement Receivables Not Individually Listed						
0499999. Total Capitation Arrangement Receivables	0	0	0	0	0	0
0599998. Aggregate Risk Sharing Receivables Not Individually Listed						
0599999. Total Risk Sharing Receivables	0	0	0	0	0	0
0699998. Aggregate Other Receivables Not Individually Listed	44,623	0	0	0	44,623	
0699999. Total Other Receivables	44,623	0	0	0	44,623	0
.....						
.....						
.....						
.....						
.....						
.....						
.....						
.....						
.....						
.....						
0799999 Gross health care receivables	3,919,419	240,839	79,501	698,018	1,425,281	3,512,496

EXHIBIT 3A - ANALYSIS OF HEALTH CARE RECEIVABLES COLLECTED AND ACCRUED

Type of Health Care Receivable	Health Care Receivables Collected During the Year		Health Care Receivables Accrued as of December 31 of Current Year		5 Health Care Receivables in Prior Years (Columns 1 + 3)	6 Estimated Health Care Receivables Accrued as of December 31 of Prior Year
	1 On Amounts Accrued Prior to January 1 of Current Year	2 On Amounts Accrued During the Year	3 On Amounts Accrued December 31 of Prior Year	4 On Amounts Accrued During the Year		
1. Pharmaceutical rebate receivables	11,041,169	12,057,639	0	3,512,496	11,041,169	6,425,370
2. Claim overpayment receivables	437,743	1,854,718	158,066	1,222,592	595,809	579,037
3. Loans and advances to providers					0	0
4. Capitation arrangement receivables					0	0
5. Risk sharing receivables					0	0
6. Other health care receivables.....	6,247	1,242,985		44,623	6,247	1,651,853
7. Totals (Lines 1 through 6)	11,485,159	15,155,342	158,066	4,779,711	11,643,225	8,656,260

Note that the accrued amounts in Columns 3, 4, and 6 are the total health care receivables, not just the admitted portion.

EXHIBIT 4 - CLAIMS UNPAID AND INCENTIVE POOL, WITHHOLD AND BONUS (Reported and Unreported)

Aging Analysis of Unpaid Claims

1 Account	2 1 - 30 Days	3 31 - 60 Days	4 61 - 90 Days	5 91 - 120 Days	6 Over 120 Days	7 Total
Claims Unpaid (Reported)						
0199999. Individually listed claims unpaid	0	0	0	0	0	0
0299999. Aggregate accounts not individually listed- uncovered						0
0399999. Aggregate accounts not individually listed-covered	26,049,665	2,216,400	444,824	8,380	1,503,768	30,223,037
0499999. Subtotals	26,049,665	2,216,400	444,824	8,380	1,503,768	30,223,037
0599999. Unreported claims and other claim reserves						137,363,409
0699999. Total amounts withheld						
0799999. Total claims unpaid						167,586,446
0899999 Accrued medical incentive pool and bonus amounts						12,770,080

EXHIBIT 5 - AMOUNTS DUE FROM PARENT, SUBSIDIARIES AND AFFILIATES

1 Name of Affiliate	2 1 - 30 Days	3 31 - 60 Days	4 61 - 90 Days	5 Over 90 Days	6 Nonadmitted	Admitted	
						7 Current	8 Non-Current
NONE							
0399999 Total gross amounts receivable							

EXHIBIT 6 - AMOUNTS DUE TO PARENT, SUBSIDIARIES AND AFFILIATES

1 Affiliate	2 Description	3 Amount	4 Current	5 Non-Current
Anthem, Inc.	Corporate Services	5,071,525	5,071,525	
0199999. Individually listed payables		5,071,525	5,071,525	0
0299999. Payables not individually listed		0		
0399999 Total gross payables		5,071,525	5,071,525	0

EXHIBIT 7 PART 1- SUMMARY OF TRANSACTIONS WITH PROVIDERS

Payment Method	1 Direct Medical Expense Payment	2 Column 1 as a % of Total Payments	3 Total Members Covered	4 Column 3 as a % of Total Members	5 Column 1 Expenses Paid to Affiliated Providers	6 Column 1 Expenses Paid to Non-Affiliated Providers
Capitation Payments:						
1. Medical groups	7,070,924	0.5		0.0		7,070,924
2. Intermediaries	0	0.0		0.0		0
3. All other providers	43,135,664	3.1	247,378	100.0		43,135,664
4. Total capitation payments	50,206,588	3.7	247,378	100.0	0	50,206,588
Other Payments:						
5. Fee-for-service	201,319,358	14.7	XXX	XXX		201,319,358
6. Contractual fee payments	529,328,303	38.6	XXX	XXX		529,328,303
7. Bonus/withhold arrangements - fee-for-service	0	0.0	XXX	XXX		0
8. Bonus/withhold arrangements - contractual fee payments	591,254,681	43.1	XXX	XXX		591,254,681
9. Non-contingent salaries	0	0.0	XXX	XXX		0
10. Aggregate cost arrangements	0	0.0	XXX	XXX		0
11. All other payments	0	0.0	XXX	XXX		0
12. Total other payments	1,321,902,342	96.3	XXX	XXX	0	1,321,902,342
13. TOTAL (Line 4 plus Line 12)	1,372,108,930	100%	XXX	XXX	0	1,372,108,930

EXHIBIT 7 - PART 2 - SUMMARY OF TRANSACTIONS WITH INTERMEDIARIES

1 NAIC Code	2 Name of Intermediary	3 Capitation Paid	4 Average Monthly Capitation	5 Intermediary's Total Adjusted Capital	6 Intermediary's Authorized Control Level RBC
NONE					
9999999 Totals			XXX	XXX	XXX

EXHIBIT 8 - FURNITURE, EQUIPMENT AND SUPPLIES OWNED

Description	1 Cost	2 Improvements	3 Accumulated Depreciation	4 Book Value Less Encumbrances	5 Assets Not Admitted	6 Net Admitted Assets
1. Administrative furniture and equipment	1,550,061		1,545,271	4,790	4,789	0
2. Medical furniture, equipment and fixtures	0		0	0	0	0
3. Pharmaceuticals and surgical supplies	0			0	0	0
4. Durable medical equipment						
5. Other property and equipment	2,989,827	69,850	3,054,416	5,261	5,262	0
6. Total	4,539,888	69,850	4,599,687	10,051	10,051	0



ANNUAL STATEMENT FOR THE YEAR 2020 OF THE Amerigroup New Jersey, Inc.

EXHIBIT OF PREMIUMS, ENROLLMENT AND UTILIZATION (a)

REPORT FOR: 1. CORPORATION

AMERIGROUP New Jersey, Inc.

2. Iselin, NJ

NAIC Group Code	0671	BUSINESS IN THE STATE OF		DURING THE YEAR							(LOCATION)	
		New Jersey		2020							NAIC Company Code	
		1	Comprehensive (Hospital & Medical)		4	5	6	7	8	9	10	
	Total	2	3	Medicare Supplement	Vision Only	Dental Only	Federal Employees Health Benefit Plan	Title XVIII Medicare	Title XIX Medicaid	Other		
Total Members at end of:												
1. Prior Year	192,722	16,114						13,089	163,519			
2. First Quarter	202,447	16,919						16,232	169,296			
3. Second Quarter	222,875	19,033						17,341	186,501			
4. Third Quarter	238,451	18,990						19,089	200,372			
5. Current Year	247,378	19,219						19,702	208,457			
6. Current Year Member Months	2,683,523	221,849						214,069	2,247,605			
Total Member Ambulatory Encounters for Year:												
7. Physician	1,550,401	55,839						392,169	1,102,393			
8. Non-Physician	3,977,098	49,078						1,242,199	2,685,821			
9. Total	5,527,499	104,917	0	0	0	0	0	1,634,368	3,788,214	0		
10. Hospital Patient Days Incurred	192,721	903						55,936	135,882			
11. Number of Inpatient Admissions	31,998	173						6,674	25,151			
12. Health Premiums Written (b)	1,759,048,006	39,632,904						436,792,072	1,282,623,030			
13. Life Premiums Direct	0											
14. Property/Casualty Premiums Written	0											
15. Health Premiums Earned	1,682,573,259	39,115,684						397,782,492	1,245,675,083			
16. Property/Casualty Premiums Earned	0											
17. Amount Paid for Provision of Health Care Services	1,372,108,930	23,245,084						325,011,996	1,023,851,850			
18. Amount Incurred for Provision of Health Care Services	1,417,927,937	23,702,491						348,436,064	1,045,789,382			

(a) For health business: number of persons insured under PPO managed care products and number of persons insured under indemnity only products

(b) For health premiums written: amount of Medicare Title XVIII exempt from state taxes or fees \$436,792,072



ANNUAL STATEMENT FOR THE YEAR 2020 OF THE Amerigroup New Jersey, Inc.

EXHIBIT OF PREMIUMS, ENROLLMENT AND UTILIZATION (a)

REPORT FOR: 1. CORPORATION

AMERIGROUP New Jersey, Inc.

2. Iselin, NJ

NAIC Group Code	0671	BUSINESS IN THE STATE OF	Grand Total		DURING THE YEAR					(LOCATION)	
			Comprehensive (Hospital & Medical)		4	5	6	7	8	9	10
			2	3							
	Total	Individual	Group	Medicare Supplement	Vision Only	Dental Only	Federal Employees Health Benefit Plan	Title XVIII Medicare	Title XIX Medicaid	Other	
Total Members at end of:											
1. Prior Year	192,722	16,114	0	0	0	0	0	13,089	163,519	0	
2. First Quarter	202,447	16,919	0	0	0	0	0	16,232	169,296	0	
3. Second Quarter	222,875	19,033	0	0	0	0	0	17,341	186,501	0	
4. Third Quarter	238,451	18,990	0	0	0	0	0	19,089	200,372	0	
5. Current Year	247,378	19,219	0	0	0	0	0	19,702	208,457	0	
6. Current Year Member Months	2,683,523	221,849	0	0	0	0	0	214,069	2,247,605	0	
Total Member Ambulatory Encounters for Year:											
7. Physician	1,550,401	55,839	0	0	0	0	0	392,169	1,102,393	0	
8. Non-Physician	3,977,098	49,078	0	0	0	0	0	1,242,199	2,685,821	0	
9. Total	5,527,499	104,917	0	0	0	0	0	1,634,368	3,788,214	0	
10. Hospital Patient Days Incurred	192,721	903	0	0	0	0	0	55,936	135,882	0	
11. Number of Inpatient Admissions	31,998	173	0	0	0	0	0	6,674	25,151	0	
12. Health Premiums Written (b)	1,759,048,006	39,632,904	0	0	0	0	0	436,792,072	1,282,623,030	0	
13. Life Premiums Direct	0	0	0	0	0	0	0	0	0	0	
14. Property/Casualty Premiums Written	0	0	0	0	0	0	0	0	0	0	
15. Health Premiums Earned	1,682,573,259	39,115,684	0	0	0	0	0	397,782,492	1,245,675,083	0	
16. Property/Casualty Premiums Earned	0	0	0	0	0	0	0	0	0	0	
17. Amount Paid for Provision of Health Care Services	1,372,108,930	23,245,084	0	0	0	0	0	325,011,996	1,023,851,850	0	
18. Amount Incurred for Provision of Health Care Services	1,417,927,937	23,702,491	0	0	0	0	0	348,436,064	1,045,789,382	0	

(a) For health business: number of persons insured under PPO managed care products0 and number of persons insured under indemnity only products0 .

(b) For health premiums written: amount of Medicare Title XVIII exempt from state taxes or fees \$436,792,072

30.GT

Schedule S - Part 1 - Section 2

NONE

Schedule S - Part 2

NONE

Schedule S - Part 3 - Section 2

NONE

Schedule S - Part 4

NONE

Schedule S - Part 4 - Bank Footnote

NONE

Schedule S - Part 5

NONE

Schedule S - Part 5 - Bank Footnote

NONE

Schedule S - Part 6

NONE

SCHEDULE S - PART 7

Restatement of Balance Sheet to Identify Net Credit For Ceded Reinsurance

	1 As Reported (net of ceded)	2 Restatement Adjustments	3 Restated (gross of ceded)
ASSETS (Page 2, Col. 3)			
1. Cash and invested assets (Line 12)	506,435,604		506,435,604
2. Accident and health premiums due and unpaid (Line 15)	27,311,335		27,311,335
3. Amounts recoverable from reinsurers (Line 16.1)			0
4. Net credit for ceded reinsurance	XXX	0	0
5. All other admitted assets (Balance)	15,664,976		15,664,976
6. Total assets (Line 28)	549,411,915	0	549,411,915
LIABILITIES, CAPITAL AND SURPLUS (Page 3)			
7. Claims unpaid (Line 1)	167,586,446		167,586,446
8. Accrued medical incentive pool and bonus payments (Line 2)	12,770,080		12,770,080
9. Premiums received in advance (Line 8)	3,385		3,385
10. Funds held under reinsurance treaties with authorized and unauthorized reinsurers (Line 19 first inset amount plus second inset amount)	0		0
11. Reinsurance in unauthorized companies (Line 20 minus inset amount)	0		0
12. Reinsurance with Certified Reinsurers (Line 20 inset amount)			0
13. Funds held under reinsurance treaties with Certified Reinsurers (Line 19 third inset amount)	0		0
14. All other liabilities (Balance)	172,059,284		172,059,284
15. Total liabilities (Line 24)	352,419,195	0	352,419,195
16. Total capital and surplus (Line 33)	196,992,720	XXX	196,992,720
17. Total liabilities, capital and surplus (Line 34)	549,411,915	0	549,411,915
NET CREDIT FOR CEDED REINSURANCE			
18. Claims unpaid	0		
19. Accrued medical incentive pool	0		
20. Premiums received in advance	0		
21. Reinsurance recoverable on paid losses	0		
22. Other ceded reinsurance recoverables	0		
23. Total ceded reinsurance recoverables	0		
24. Premiums receivable	0		
25. Funds held under reinsurance treaties with authorized and unauthorized reinsurers	0		
26. Unauthorized reinsurance	0		
27. Reinsurance with Certified Reinsurers	0		
28. Funds held under reinsurance treaties with Certified Reinsurers	0		
29. Other ceded reinsurance payables/offsets	0		
30. Total ceded reinsurance payables/offsets	0		
31. Total net credit for ceded reinsurance	0		

SCHEDULE T - PART 2
INTERSTATE COMPACT - EXHIBIT OF PREMIUMS WRITTEN

Allocated by States and Territories

States, Etc.	Direct Business Only					Totals
	1 Life (Group and Individual)	2 Annuities (Group and Individual)	3 Disability Income (Group and Individual)	4 Long-Term Care (Group and Individual)	5 Deposit-Type Contracts	
1. Alabama	AL					
2. Alaska	AK					
3. Arizona	AZ					
4. Arkansas	AR					
5. California	CA					
6. Colorado	CO					
7. Connecticut	CT					
8. Delaware	DE					
9. District of Columbia	DC					
10. Florida	FL					
11. Georgia	GA					
12. Hawaii	HI					
13. Idaho	ID					
14. Illinois	IL					
15. Indiana	IN					
16. Iowa	IA					
17. Kansas	KS					
18. Kentucky	KY					
19. Louisiana	LA					
20. Maine	ME					
21. Maryland	MD					
22. Massachusetts	MA					
23. Michigan	MI					
24. Minnesota	MN					
25. Mississippi	MS					
26. Missouri	MO					
27. Montana	MT					
28. Nebraska	NE					
29. Nevada	NV					
30. New Hampshire	NH					
31. New Jersey	NJ					
32. New Mexico	NM					
33. New York	NY					
34. North Carolina	NC					
35. North Dakota	ND					
36. Ohio	OH					
37. Oklahoma	OK					
38. Oregon	OR					
39. Pennsylvania	PA					
40. Rhode Island	RI					
41. South Carolina	SC					
42. South Dakota	SD					
43. Tennessee	TN					
44. Texas	TX					
45. Utah	UT					
46. Vermont	VT					
47. Virginia	VA					
48. Washington	WA					
49. West Virginia	WV					
50. Wisconsin	WI					
51. Wyoming	WY					
52. American Samoa	AS					
53. Guam	GU					
54. Puerto Rico	PR					
55. U.S. Virgin Islands	VI					
56. Northern Mariana Islands	MP					
57. Canada	CAN					
58. Aggregate Other Alien	OT					
59. Total						

NONE

ANNUAL STATEMENT FOR THE YEAR 2020 OF THE Amerigroup New Jersey, Inc.

SCHEDULE Y
PART 1A - DETAIL OF INSURANCE HOLDING COMPANY SYSTEM

1	2	3	4	5	6	7	8	9	10	11	12	13	14	15	16
Group Code	Group Name	NAIC Company Code	ID Number	Federal RSSD	CIK	Name of Securities Exchange if Publicly Traded (U.S. or International)	Names of Parent, Subsidiaries Or Affiliates	Domi-ciliary Location	Relation-ship to Reporting Entity	Directly Controlled by (Name of Entity/Person)	Type of Control (Ownership, Board, Management, Attorney-in-Fact, Influence, Other)	If Control is Ownership Provide Percentage	Ultimate Controlling Entity(ies)/Person(s)	Is an SCA Filing Re-quired? (Y/N)	*
.0671	Anthem, Inc.		84-2239629		0001156039		Alliance Care Management, LLC	DE	NIA	Beacon Health Options, Inc.	Ownership	50.000	Anthem, Inc.	N	
.0671	Anthem, Inc.		84-2239629		0001156039		Alliance Care Management, LLC	DE	NIA	HealthPlus HP, LLC	Ownership	50.000	Anthem, Inc.	N	
.0671	Anthem, Inc.		36-3692630		0001156039		American Imaging Management, Inc.	IL	NIA	Imaging Management Holdings, L.L.C.	Ownership	100.000	Anthem, Inc.	N	
.0671	Anthem, Inc.	15544	46-4729682		0001156039		America's 1st Choice of South Carolina, Inc.	SC	IA	ATH Holding Company, LLC	Ownership	100.000	Anthem, Inc.	N	
.0671	Anthem, Inc.		26-0308991		0001156039		America's Health Management Services, Inc.	SC	NIA	ATH Holding Company, LLC	Ownership	100.000	Anthem, Inc.	N	
.0671	Anthem, Inc.	12354	20-2073598		0001156039		AMERIGROUP Corporation	NM	IA	AMERIGROUP Corporation	Ownership	100.000	Anthem, Inc.	N	
.0671	Anthem, Inc.		54-1739323		0001156039		AMERIGROUP Delaware, Inc.	DE	UDP	ATH Holding Company, LLC	Ownership	100.000	Anthem, Inc.	N	
.0671	Anthem, Inc.		82-1800037		0001156039		AMERIGROUP District of Columbia, Inc.	DC	NIA	Anthem Partnership Holding Company, LLC	Ownership	100.000	Anthem, Inc.	N	
.0671	Anthem, Inc.	16168	81-4131800		0001156039		Amerigroup Health Plan of Louisiana, Inc.	LA	IA	AMERIGROUP Corporation	Ownership	100.000	Anthem, Inc.	N	
.0671	Anthem, Inc.	16455	82-3743168		0001156039		Amerigroup Insurance Company	TX	IA	AMERIGROUP Corporation	Ownership	100.000	Anthem, Inc.	N	
.0671	Anthem, Inc.	14078	45-2485907		0001156039		AMERIGROUP Iowa, Inc.	IA	IA	AMERIGROUP Corporation	Ownership	100.000	Anthem, Inc.	N	
.0671	Anthem, Inc.	15807	47-3863197		0001156039		Amerigroup IPA of New York, LLC	NY	NIA	CareMore, LLC	Ownership	100.000	Anthem, Inc.	N	
.0671	Anthem, Inc.	14276	45-3358287		0001156039		Amerigroup Kansas, Inc.	KS	IA	AMERIGROUP Corporation	Ownership	100.000	Anthem, Inc.	N	
.0671	Anthem, Inc.	95832	51-0387398		0001156039		AMERIGROUP Maryland, Inc.	MD	IA	AMERIGROUP Corporation	Ownership	100.000	Anthem, Inc.	N	
.0671	Anthem, Inc.	16145	81-4626605		0001156039		Amerigroup Mississippi, Inc.	MS	IA	Anthem Partnership Holding Company, LLC	Ownership	100.000	Anthem, Inc.	N	
.0671	Anthem, Inc.	95373	22-3375292		0001156039		AMERIGROUP New Jersey, Inc.	NJ	RE	AMERIGROUP Corporation	Ownership	100.000	Anthem, Inc.	N	
.0671	Anthem, Inc.	10767	13-4212818		0001156039		AMERIGROUP Ohio, Inc.	OH	IA	AMERIGROUP Corporation	Ownership	100.000	Anthem, Inc.	N	
.0671	Anthem, Inc.	15994	81-2781685		0001156039		AMERIGROUP Oklahoma, Inc.	OK	IA	AMERIGROUP Corporation	Ownership	100.000	Anthem, Inc.	N	
.0671	Anthem, Inc.		36-3897080		0001156039		Amerigroup Partnership Plan, LLC	IL	NIA	Health Ventures Partner, L.L.C.	Ownership	75.000	Anthem, Inc.	N	
.0671	Anthem, Inc.		36-3897080		0001156039		Amerigroup Partnership Plan, LLC	IL	NIA	UNICARE Illinois Services, Inc.	Ownership	25.000	Anthem, Inc.	N	
.0671	Anthem, Inc.	16339	82-3734368		0001156039		Amerigroup Pennsylvania, Inc.	PA	IA	AMERIGROUP Corporation	Ownership	100.000	Anthem, Inc.	N	
.0671	Anthem, Inc.	12941	20-4776597		0001156039		AMERIGROUP Tennessee, Inc.	TN	IA	AMERIGROUP Corporation	Ownership	100.000	Anthem, Inc.	N	
.0671	Anthem, Inc.	95314	75-2603231		0001156039		AMERIGROUP Texas, Inc.	TX	IA	AMERIGROUP Corporation	Ownership	100.000	Anthem, Inc.	N	
.0671	Anthem, Inc.	14073	27-3510384		0001156039		AMERIGROUP Washington, Inc.	WA	IA	AMERIGROUP Corporation	Ownership	100.000	Anthem, Inc.	N	
.0671	Anthem, Inc.	12229	06-1696189		0001156039		AMGP Georgia Managed Care Company, Inc.	GA	IA	AMERIGROUP Corporation	Ownership	100.000	Anthem, Inc.	N	
.0671	Anthem, Inc.	16553	83-2435050		0001156039		AMH Health, LLC	ME	IA	Anthem Partnership Holding Company, LLC	Ownership	50.000	Anthem, Inc.	N	0102
.0671	Anthem, Inc.	16774	84-4181695		0001156039		AMH Health Plans of Maine, Inc.	ME	IA	AMH Health, LLC	Ownership	100.000	Anthem, Inc.	N	
.0671	Anthem, Inc.	62825	95-4331852		0001156039		Anthem Blue Cross Life and Health Insurance Company	CA	IA	WellPoint California Services, Inc.	Ownership	100.000	Anthem, Inc.	N	
.0671	Anthem, Inc.		35-1898945		0001156039		Anthem Financial, Inc.	DE	NIA	Associated Group, Inc.	Ownership	100.000	Anthem, Inc.	N	
.0671	Anthem, Inc.	95120	61-1237516		0001156039		Anthem Health Plans of Kentucky, Inc.	KY	IA	ATH Holding Company, LLC	Ownership	100.000	Anthem, Inc.	N	
.0671	Anthem, Inc.	52618	31-1705652		0001156039		Anthem Health Plans of Maine, Inc.	ME	IA	ATH Holding Company, LLC	Ownership	100.000	Anthem, Inc.	N	
.0671	Anthem, Inc.	53759	02-0510530		0001156039		Anthem Health Plans of New Hampshire, Inc.	NH	IA	ATH Holding Company, LLC	Ownership	100.000	Anthem, Inc.	N	
.0671	Anthem, Inc.	71835	54-0357120	40003317	0001156039		Anthem Health Plans of Virginia, Inc.	VA	IA	Anthem Southeast, Inc.	Ownership	100.000	Anthem, Inc.	N	
.0671	Anthem, Inc.	60217	06-1475928		0001156039		Anthem Health Plans, Inc.	CT	IA	ATH Holding Company, LLC	Ownership	100.000	Anthem, Inc.	N	
.0671	Anthem, Inc.		61-1459939		0001156039		Anthem Holding Corp.	IN	NIA	Anthem, Inc.	Ownership	100.000	Anthem, Inc.	N	
.0671	Anthem, Inc.		35-2145715		0001156039	New York Stock Exchange (NYSE)	Anthem, Inc.	IN	UIP				Anthem, Inc.	N	
.0671	Anthem, Inc.		98-1492098		0001156039		Anthem Innovation Israel Ltd	ISR	NIA	Legato Holdings I, Inc.	Ownership	100.000	Anthem, Inc.	N	
.0671	Anthem, Inc.	28207	35-0781558		0001156039		Anthem Insurance Companies, Inc.	IN	IA	Anthem, Inc.	Ownership	100.000	Anthem, Inc.	N	
.0671	Anthem, Inc.	15543	47-0992859		0001156039		Anthem Kentucky Managed Care Plan, Inc.	KY	IA	ATH Holding Company, LLC	Ownership	100.000	Anthem, Inc.	N	
.0671	Anthem, Inc.	13573	20-5876774		0001156039		Anthem Life & Disability Insurance Company	NY	IA	WellPoint Acquisition, LLC	Ownership	100.000	Anthem, Inc.	N	
.0671	Anthem, Inc.	61069	35-0980405		0001156039		Anthem Life Insurance Company	IN	IA	Rocky Mountain Hospital and Medical Service, Inc.	Ownership	100.000	Anthem, Inc.	N	
.0671	Anthem, Inc.		81-3974489		0001156039		Anthem Partnership Holding Company, LLC	DE	NIA	Anthem, Inc.	Ownership	100.000	Anthem, Inc.	N	
.0671	Anthem, Inc.		46-0613946		0001156039		Anthem Services Company, LLC	IN	NIA	The Anthem Companies, Inc.	Ownership	100.000	Anthem, Inc.	N	
.0671	Anthem, Inc.		32-0031791		0001156039		Anthem Southeast, Inc.	IN	NIA	Anthem, Inc.	Ownership	100.000	Anthem, Inc.	N	
.0671	Anthem, Inc.		35-2129194		0001156039		Anthem UM Services, Inc.	IN	NIA	UNICARE Specialty Services, Inc.	Ownership	100.000	Anthem, Inc.	N	
.0671	Anthem, Inc.		30-0606541		0001156039		Anthem Workers' Compensation, LLC	IN	NIA	Company	Ownership	75.000	Anthem, Inc.	N	0109
.0671	Anthem, Inc.		30-0606541		0001156039		Anthem Workers' Compensation, LLC	IN	NIA	HealthLink, Inc.	Ownership	25.000	Anthem, Inc.	N	0109

ANNUAL STATEMENT FOR THE YEAR 2020 OF THE Amerigroup New Jersey, Inc.

SCHEDULE Y
PART 1A - DETAIL OF INSURANCE HOLDING COMPANY SYSTEM

1	2	3	4	5	6	7	8	9	10	11	12	13	14	15	16
Group Code	Group Name	NAIC Company Code	ID Number	Federal RSSD	CIK	Name of Securities Exchange if Publicly Traded (U.S. or International)	Names of Parent, Subsidiaries Or Affiliates	Domiciliary Location	Relationship to Reporting Entity	Directly Controlled by (Name of Entity/Person)	Type of Control (Ownership, Board, Management, Attorney-in-Fact, Influence, Other)	If Control is Ownership Provide Percentage	Ultimate Controlling Entity(ies)/Person(s)	Is an SCA Filing Required? (Y/N)	*
.0671	Anthem, Inc.		80-0531799		0001156039		Applied Pathways, LLC	IL	NIA	American Imaging Management, Inc.	Ownership	53.520	Anthem, Inc.	N	.0108
.0671	Anthem, Inc.		80-0531799		0001156039		Applied Pathways, LLC	IL	NIA	HEP AP Holdings, Inc.	Ownership	46.480	Anthem, Inc.	N	.0108
.0671	Anthem, Inc.		95-4640529		0001156039		Arcus Enterprises, Inc.	DE	NIA	Anthem Holding Corp.	Ownership	100.000	Anthem, Inc.	N	
.0671	Anthem, Inc.		90-1057454		0001156039		Aspire Health, Inc.	DE	NIA	Nash Holding Company, LLC	Ownership	100.000	Anthem, Inc.	N	
.0671	Anthem, Inc.		35-1292384		0001156039		Associated Group, Inc.	IN	NIA	Anthem Insurance Companies, Inc.	Ownership	100.000	Anthem, Inc.	N	
.0671	Anthem, Inc.		11-3713086		0001156039		ATH Holding Company, LLC	IN	UIP	Anthem, Inc.	Ownership	100.000	Anthem, Inc.	N	
.0671	Anthem, Inc.		27-4004185		0001156039		Beacon CBHM LLC	DE	NIA	Beacon Health Financing LLC	Ownership	100.000	Anthem, Inc.	N	
.0671	Anthem, Inc.		27-4607996		0001156039		Beacon Health Financing LLC	DE	NIA	Beacon Health Holdings, LLC	Ownership	100.000	Anthem, Inc.	N	
.0671	Anthem, Inc.		80-0427425		0001156039		Beacon Health Holdings, LLC	DE	NIA	FHC Health Systems, Inc.	Ownership	100.000	Anthem, Inc.	N	
.0671	Anthem, Inc.		82-5334761		0001156039		Beacon Health Options Care Services, Inc.	DE	NIA	FHC Health Systems, Inc.	Ownership	100.000	Anthem, Inc.	N	
.0671	Anthem, Inc.		95-4297571		0001156039		Beacon Health Options of California, Inc.	CA	IA	Beacon Health Options, Inc.	Ownership	100.000	Anthem, Inc.	N	.0101
.0671	Anthem, Inc.	47025	23-2918735		0001156039		Beacon Health Options of Pennsylvania, Inc.	PA	IA	Beacon Health Options, Inc.	Ownership	100.000	Anthem, Inc.	N	
.0671	Anthem, Inc.		80-0427425		0001156039		Beacon Health Options Holdco, Inc.	DE	NIA	BVO Holdings, LLC	Ownership	100.000	Anthem, Inc.	N	
.0671	Anthem, Inc.		85-4218041		0001156039		Beacon Health Options of Ohio, Inc.	OH	NIA	Beacon Health Options, Inc.	Ownership	100.000	Anthem, Inc.	N	
.0671	Anthem, Inc.		54-1414194		0001156039		Beacon Health Options, Inc.	VA	NIA	FHC Health Systems, Inc.	Ownership	100.000	Anthem, Inc.	N	
.0671	Anthem, Inc.		04-3324848		0001156039		Beacon Health Strategies LLC	MA	NIA	Beacon Health Financing LLC	Ownership	100.000	Anthem, Inc.	N	
.0671	Anthem, Inc.		47-1871128		0001156039		Beacon Health Vista Parent, Inc.	DE	NIA	Beacon Health Options Holdco, Inc.	Ownership	100.000	Anthem, Inc.	N	
.0671	Anthem, Inc.		46-2507551		0001156039		Beacon Plan Funding, LLC	DE	NIA	Beacon Health Financing LLC	Ownership	100.000	Anthem, Inc.	N	
.0671	Anthem, Inc.		45-5208205		0001156039		BHS IPA, LLC	NY	NIA	Beacon Health Strategies LLC	Ownership	100.000	Anthem, Inc.	N	
.0671	Anthem, Inc.	96962	58-1638390		0001156039		Blue Cross Blue Shield Healthcare Plan of Georgia, Inc.	GA	IA	Cerulean Companies, Inc.	Ownership	100.000	Anthem, Inc.	N	
.0671	Anthem, Inc.	54003	39-0138065		0001156039		Blue Cross Blue Shield of Wisconsin	WI	IA	Crossroads Acquisition Corp.	Ownership	100.000	Anthem, Inc.	N	
.0671	Anthem, Inc.		95-3760980		0001156039		Blue Cross of California	CA	IA	WellPoint California Services, Inc.	Ownership	100.000	Anthem, Inc.	N	.0101
.0671	Anthem, Inc.		20-2994048		0001156039		Blue Cross of California Partnership Plan, Inc.	CA	IA	Blue Cross of California	Ownership	100.000	Anthem, Inc.	N	.0101
.0671	Anthem, Inc.		47-2272036		0001156039		BVO Holdings, LLC	DE	NIA	Anthem, Inc.	Ownership	100.000	Anthem, Inc.	N	
.0671	Anthem, Inc.		84-1782311		0001156039		CareMarket, Inc.	IN	NIA	ATH Holding Company, LLC	Ownership	100.000	Anthem, Inc.	N	
.0671	Anthem, Inc.		95-4694706		0001156039		CareMore Health Plan	CA	IA	CareMore Health System	Ownership	100.000	Anthem, Inc.	N	.0101
.0671	Anthem, Inc.	13562	38-3795280		0001156039		CareMore Health Plan of Arizona, Inc.	AZ	IA	CareMore Health System	Ownership	100.000	Anthem, Inc.	N	
.0671	Anthem, Inc.	13605	26-4001602		0001156039		CareMore Health Plan of Nevada	NV	IA	CareMore Health System	Ownership	100.000	Anthem, Inc.	N	
.0671	Anthem, Inc.		27-1625392		0001156039		CareMore Health Plan of Texas, Inc.	TX	NIA	CareMore Health System	Ownership	100.000	Anthem, Inc.	N	
.0671	Anthem, Inc.		32-0373216		0001156039		CareMore, LLC	IN	NIA	CareMore Health System	Ownership	100.000	Anthem, Inc.	N	
.0671	Anthem, Inc.		20-2076421		0001156039		CareMore Health System	CA	NIA	ATH Holding Company, LLC	Ownership	100.000	Anthem, Inc.	N	
.0671	Anthem, Inc.		58-2217138		0001156039		Cerulean Companies, Inc.	GA	NIA	Anthem Holding Corp.	Ownership	100.000	Anthem, Inc.	N	
.0671	Anthem, Inc.		39-1413702		0001156039		Claim Management Services, Inc.	WI	NIA	Blue Cross Blue Shield of Wisconsin	Ownership	100.000	Anthem, Inc.	N	
.0671	Anthem, Inc.	16345	82-1853423		0001156039		COHA, LLC	CO	IA	Anthem Partnership Holding Company, LLC	Ownership	50.000	Anthem, Inc.	N	.0102
.0671	Anthem, Inc.				0001156039		CHCS IPA, Inc.	NY	NIA	Beacon Health Options, Inc.	Ownership	100.000	Anthem, Inc.	N	
.0671	Anthem, Inc.	14064	26-4674149		0001156039		Community Care Health Plan of Louisiana, Inc.	LA	IA	Anthem Partnership Holding Company, LLC	Ownership	75.000	Anthem, Inc.	N	.0104
.0671	Anthem, Inc.	15951	47-5456872		0001156039		Community Care Health Plan of Nebraska, Inc.	NE	IA	Anthem Partnership Holding Company, LLC	Ownership	95.000	Anthem, Inc.	N	.0116
.0671	Anthem, Inc.	12586	20-3317697		0001156039		Community Care Health Plan of Nevada, Inc.	NV	IA	AMERIGROUP Corporation	Ownership	100.000	Anthem, Inc.	N	
.0671	Anthem, Inc.	10345	31-1440175		0001156039		Community Insurance Company	OH	IA	ATH Holding Company, LLC	Ownership	100.000	Anthem, Inc.	N	
.0671	Anthem, Inc.	95693	39-1462554		0001156039		CompCare Health Services Insurance Corporation	WI	IA	Blue Cross Blue Shield of Wisconsin	Ownership	100.000	Anthem, Inc.	N	
.0671	Anthem, Inc.		20-0334650		0001156039		Crossroads Acquisition Corp.	DE	NIA	Anthem Holding Corp.	Ownership	100.000	Anthem, Inc.	N	
.0671	Anthem, Inc.		82-3027094		0001156039		DBG Holdings, Inc.	IN	NIA	Anthem, Inc.	Ownership	100.000	Anthem, Inc.	N	
.0671	Anthem, Inc.		41-1905556		0001156039		DeCare Analytics, LLC	MN	NIA	DeCare Dental, LLC	Ownership	100.000	Anthem, Inc.	N	
.0671	Anthem, Inc.		02-0574609		0001156039		DeCare Dental Health International, LLC	MN	NIA	DeCare Dental, LLC	Ownership	100.000	Anthem, Inc.	N	
.0671	Anthem, Inc.				0001156039		DeCare Dental Insurance Ireland, Ltd.	JRL	NIA	DeCare Dental, LLC	Ownership	100.000	Anthem, Inc.	N	
.0671	Anthem, Inc.		73-1665525		0001156039		DeCare Dental Networks, LLC	MN	NIA	DeCare Dental, LLC	Ownership	100.000	Anthem, Inc.	N	
.0671	Anthem, Inc.		01-0822645		0001156039		DeCare Dental, LLC	MN	NIA	Anthem Holding Corp.	Ownership	100.000	Anthem, Inc.	N	
.0671	Anthem, Inc.				0001156039		DeCare Operations Ireland, Limited	JRL	NIA	DeCare Dental, LLC	Ownership	100.000	Anthem, Inc.	N	
.0671	Anthem, Inc.		20-0660775		0001156039		Delivery Network, LLC	FL	NIA	Highland Acquisition Holdings, LLC	Ownership	100.000	Anthem, Inc.	N	
.0671	Anthem, Inc.		26-2544715		0001156039		Designated Agent Company, Inc.	KY	NIA	Anthem Health Plans of Kentucky, Inc.	Ownership	100.000	Anthem, Inc.	N	

ANNUAL STATEMENT FOR THE YEAR 2020 OF THE Amerigroup New Jersey, Inc.

SCHEDULE Y
PART 1A - DETAIL OF INSURANCE HOLDING COMPANY SYSTEM

1	2	3	4	5	6	7	8	9	10	11	12	13	14	15	16
Group Code	Group Name	NAIC Company Code	ID Number	Federal RSSD	CIK	Name of Securities Exchange if Publicly Traded (U.S. or International)	Names of Parent, Subsidiaries Or Affiliates	Domi-ciliary Location	Relation-ship to Reporting Entity	Directly Controlled by (Name of Entity/Person)	Type of Control (Ownership, Board, Management, Attorney-in-Fact, Influence, Other)	If Control is Ownership Provide Percentage	Ultimate Controlling Entity(ies)/Person(s)	Is an SCA Filing Re-quired? (Y/N)	*
.0671	Anthem, Inc.		27-2844373		0001156039		EasyScripts Cutler Bay, LLC	FL	NIA	Highland Acquisition Holdings, LLC	Ownership	100.000	Anthem, Inc.	.N	
.0671	Anthem, Inc.		26-2974996		0001156039		EasyScripts Hialeah, LLC	FL	NIA	Highland Acquisition Holdings, LLC	Ownership	100.000	Anthem, Inc.	.N	
.0671	Anthem, Inc.		30-0478573		0001156039		EasyScripts LLC	FL	NIA	Highland Acquisition Holdings, LLC	Ownership	100.000	Anthem, Inc.	.N	
.0671	Anthem, Inc.		46-0613819		0001156039		EasyScripts Westchester, LLC	FL	NIA	Highland Acquisition Holdings, LLC	Ownership	100.000	Anthem, Inc.	.N	
.0671	Anthem, Inc.		13-3934328		0001156039		EHC Benefits Agency, Inc.	NY	NIA	WellPoint Holding Corp	Ownership	100.000	Anthem, Inc.	.N	
.0671	Anthem, Inc.	55093	23-7391136		0001156039		Empire HealthChoice Assurance, Inc.	NY	IA	WellPoint Holding Corp	Ownership	100.000	Anthem, Inc.	.N	
.0671	Anthem, Inc.	95433	13-3874803		0001156039		Empire HealthChoice HMO, Inc.	NY	IA	Empire HealthChoice Assurance, Inc.	Ownership	100.000	Anthem, Inc.	.N	
.0671	Anthem, Inc.	16244	82-1454637		0001156039		Empower Healthcare Solutions, LLC	AR	IA	Beacon Health Options, Inc.	Ownership	16.600	Anthem, Inc.	.N	.0115
.0671	Anthem, Inc.		26-4286154		0001156039		Federal Government Solutions, LLC	WI	NIA	ATH Holding Company, LLC	Ownership	100.000	Anthem, Inc.	.N	
.0671	Anthem, Inc.		54-1230110		0001156039		FHC Health Systems, Inc.	VA	NIA	Beacon Health Vista Parent, Inc.	Ownership	100.000	Anthem, Inc.	.N	
.0671	Anthem, Inc.		59-3537092		0001156039		Florida Health Partners, Inc.	FL	NIA	Beacon Health Vista Parent, Inc.	Ownership	50.000	Anthem, Inc.	.N	.0112
.0671	Anthem, Inc.	10119	41-2128275		0001156039		Freedom Health, Inc.	FL	IA	AMERIGROUP Corporation	Ownership	100.000	Anthem, Inc.	.N	
.0671	Anthem, Inc.		33-0884790		0001156039		GeriNet Physician Services, Inc.	CA	NIA	CareMore Health System	Ownership	50.000	Anthem, Inc.	.N	.0102
.0671	Anthem, Inc.		95-2907752		0001156039		Golden West Health Plan, Inc.	CA	IA	WellPoint California Services, Inc.	Ownership	100.000	Anthem, Inc.	.N	.0101
.0671	Anthem, Inc.		84-4672692		0001156039		GR Health Solutions LLC	PA	NIA	Anthem Partnership Holding Company, LLC	Ownership	50.000	Anthem, Inc.	.N	.0102
.0671	Anthem, Inc.	97217	58-1473042		0001156039		Greater Georgia Life Insurance Company	GA	IA	Georgia, Inc.	Ownership	100.000	Anthem, Inc.	.N	
.0671	Anthem, Inc.	12812	30-0326654		0001156039		Group Retiree Health Solutions, Inc.	PA	IA	GR Health Solutions LLC	Ownership	100.000	Anthem, Inc.	.N	
.0671	Anthem, Inc.		51-0365660		0001156039		Health Core, Inc.	DE	NIA	Arcus Enterprises, Inc.	Ownership	100.000	Anthem, Inc.	.N	
.0671	Anthem, Inc.		54-1237939		0001156039		Health Management Corporation	VA	NIA	Southeast Services, Inc.	Ownership	100.000	Anthem, Inc.	.N	
.0671	Anthem, Inc.		36-3897701		0001156039		Health Ventures Partner, L.L.C.	IL	NIA	UNICARE National Services, Inc.	Ownership	100.000	Anthem, Inc.	.N	
.0671	Anthem, Inc.	95169	54-1356687		0001156039		HealthKeepers, Inc.	VA	IA	Anthem Southeast, Inc.	Ownership	92.510	Anthem, Inc.	.N	
.0671	Anthem, Inc.	95169	54-1356687		0001156039		HealthKeepers, Inc.	VA	IA	UNICARE National Services, Inc.	Ownership	7.490	Anthem, Inc.	.N	
.0671	Anthem, Inc.	96475	43-1616135		0001156039		HealthLink HMO, Inc.	MO	IA	HealthLink, Inc.	Ownership	100.000	Anthem, Inc.	.N	
.0671	Anthem, Inc.		43-1364135		0001156039		HealthLink, Inc.	IL	NIA	RightCHOICE Managed Care, Inc.	Ownership	100.000	Anthem, Inc.	.N	
.0671	Anthem, Inc.		82-4966088		0001156039		HealthLink Insurance Company	IL	NIA	AMERIGROUP Corporation	Ownership	100.000	Anthem, Inc.	.N	
.0671	Anthem, Inc.	16574	13-3865627		0001156039		HealthPlus HP, LLC	NY	IA	AMERIGROUP Corporation	Ownership	100.000	Anthem, Inc.	.N	.0100
.0671	Anthem, Inc.	10122	20-0982649		0001156039		HealthSun Health Plans, Inc.	FL	IA	AMERIGROUP Corporation	Ownership	100.000	Anthem, Inc.	.N	
.0671	Anthem, Inc.		46-5250294		0001156039		HealthSun Physicians Network, LLC	FL	NIA	Delivery Network, LLC	Ownership	100.000	Anthem, Inc.	.N	
.0671	Anthem, Inc.		46-3434016		0001156039		HealthSun Physicians Network I, LLC	FL	NIA	HealthSun Physicians Network, LLC	Ownership	100.000	Anthem, Inc.	.N	
.0671	Anthem, Inc.	78972	86-0257201		0001156039		Healthy Alliance Life Insurance Company	MO	IA	RightCHOICE Managed Care, Inc.	Ownership	100.000	Anthem, Inc.	.N	
.0671	Anthem, Inc.		47-3953545		0001156039		HEP AP Holdings, Inc.	DE	NIA	Imaging Management Holdings, L.L.C.	Ownership	100.000	Anthem, Inc.	.N	
.0671	Anthem, Inc.		81-3487249		0001156039		Highland Acquisition Holdings, LLC	DE	NIA	Highland Intermediate Holdings, LLC	Ownership	100.000	Anthem, Inc.	.N	
.0671	Anthem, Inc.		81-3471305		0001156039		Highland Intermediate Holdings, LLC	DE	NIA	Highland Investor Holdings, LLC	Ownership	100.000	Anthem, Inc.	.N	
.0671	Anthem, Inc.		81-3493196		0001156039		Highland Investor Holdings, LLC	DE	NIA	ATH Holding Company, LLC	Ownership	98.000	Anthem, Inc.	.N	.0107
.0671	Anthem, Inc.		81-3493196		0001156039		Highland Investor Holdings, LLC	DE	NIA	AMERIGROUP Corporation	Ownership	2.000	Anthem, Inc.	.N	.0107
.0671	Anthem, Inc.	95473	84-1017384		0001156039		HMO Colorado, Inc.	CO	IA	Rocky Mountain Hospital and Medical Service, Inc.	Ownership	100.000	Anthem, Inc.	.N	
.0671	Anthem, Inc.	95358	37-1216698		0001156039		HMO Missouri, Inc.	MO	IA	RightCHOICE Managed Care, Inc.	Ownership	100.000	Anthem, Inc.	.N	
.0671	Anthem, Inc.		82-2157122		0001156039		IEC Group Holdings, Inc.	ID	NIA	ATH Holding Company, LLC	Ownership	100.000	Anthem, Inc.	.N	
.0671	Anthem, Inc.		82-0497661		0001156039		IEC Group, Inc. d/b/a AmeriBen	ID	NIA	IEC Group Holdings, Inc.	Ownership	100.000	Anthem, Inc.	.N	
.0671	Anthem, Inc.		75-2619605		0001156039		Imaging Management Holdings, L.L.C.	DE	NIA	ATH Holding Company, LLC	Ownership	100.000	Anthem, Inc.	.N	
.0671	Anthem, Inc.		82-3062245		0001156039		IngeniRX, Inc.	IN	NIA	DBG Holdings, Inc.	Ownership	100.000	Anthem, Inc.	.N	
.0671	Anthem, Inc.		98-1397080		0001156039		Legato Health Technologies LLP	IN	NIA	Legato Holdings I, Inc.	Ownership	100.000	Anthem, Inc.	.N	.0105
.0671	Anthem, Inc.		98-1490582		0001156039		Legato Health Technologies Philippines, Inc.	PHL	NIA	Legato Holdings I, Inc.	Ownership	100.000	Anthem, Inc.	.N	.0106
.0671	Anthem, Inc.		82-3030791		0001156039		Legato Holdings I, Inc.	IN	NIA	Anthem, Inc.	Ownership	100.000	Anthem, Inc.	.N	
.0671	Anthem, Inc.		82-3031178		0001156039		Legato Holdings II, LLC	IN	NIA	Legato Holdings I, Inc.	Ownership	100.000	Anthem, Inc.	.N	
.0671	Anthem, Inc.		02-0581429		0001156039		Living Complete Technologies, Inc.	MD	NIA	ATH Holding Company, LLC	Ownership	100.000	Anthem, Inc.	.N	
.0671	Anthem, Inc.		04-3307857		0001156039		Massachusetts Behavioral Health Partnership	MA	NIA	Beacon Health Options, Inc.	Ownership	50.000	Anthem, Inc.	.N	.0111
.0671	Anthem, Inc.		04-3307857		0001156039		Massachusetts Behavioral Health Partnership	MA	NIA	OPTIONS Health Care, Inc.	Ownership	50.000	Anthem, Inc.	.N	.0111
.0671	Anthem, Inc.	95527	02-0494919		0001156039		Matthew Thornton Health Plan, Inc.	NH	IA	Anthem Health Plans of New Hampshire, Inc.	Ownership	100.000	Anthem, Inc.	.N	

ANNUAL STATEMENT FOR THE YEAR 2020 OF THE Amerigroup New Jersey, Inc.

SCHEDULE Y
PART 1A - DETAIL OF INSURANCE HOLDING COMPANY SYSTEM

1	2	3	4	5	6	7	8	9	10	11	12	13	14	15	16
Group Code	Group Name	NAIC Company Code	ID Number	Federal RSSD	CIK	Name of Securities Exchange if Publicly Traded (U.S. or International)	Names of Parent, Subsidiaries Or Affiliates	Domi-ciliary Location	Relation-ship to Reporting Entity	Directly Controlled by (Name of Entity/Person)	Type of Control (Ownership, Board, Management, Attorney-in-Fact, Influence, Other)	If Control is Ownership Provide Percentage	Ultimate Controlling Entity(ies)/Person(s)	Is an SCA Filing Re-quired? (Y/N)	*
.0671	Anthem, Inc.		39-2013971		0001156039		Meridian Resource Company, LLC	WI	NIA	Compcare Health Services Insurance Corporation	Ownership	100.000	Anthem, Inc.	N	
.0671	Anthem, Inc.	12913	20-5862801		0001156039		Missouri Care, Incorporated	MO	IA	ATH Holding Company, LLC	Ownership	100.000	Anthem, Inc.	N	
.0671	Anthem, Inc.		82-4684953		0001156039		Momentum Health Partners, LLC	NC	NIA	Anthem Partnership Holding Company, LLC	Ownership	50.000	Anthem, Inc.	N	0102
.0671	Anthem, Inc.		83-0892028		0001156039		Nash Holding Company, LLC	DE	NIA	ATH Holding Company, LLC	Ownership	100.000	Anthem, Inc.	N	
.0671	Anthem, Inc.		35-1840597		0001156039		National Government Services, Inc.	IN	NIA	Federal Government Solutions, LLC	Ownership	100.000	Anthem, Inc.	N	
.0671	Anthem, Inc.		04-2919509		0001156039		New England Research Institute, Inc.	MA	NIA	Health Core, Inc.	Ownership	100.000	Anthem, Inc.	N	
.0671	Anthem, Inc.		81-5476630		0001156039		NGS Federal, LLC	IN	NIA	Federal Government Solutions, LLC	Ownership	100.000	Anthem, Inc.	N	
.0671	Anthem, Inc.		20-1847098		0001156039		North Florida Behavioral Health Partners, Inc.	FL	NIA	Beacon Health Options, Inc.	Ownership	50.000	Anthem, Inc.	N	0113
.0671	Anthem, Inc.	12259	20-1336412		0001156039		Optimum Healthcare, Inc.	FL	IA	AMERIGROUP Corporation	Ownership	100.000	Anthem, Inc.	N	
.0671	Anthem, Inc.		54-1826967		0001156039		OPTIONS Health Care, Inc.	DE	NIA	Beacon Health Options, Inc.	Ownership	100.000	Anthem, Inc.	N	
.0671	Anthem, Inc.		95-4249368		0001156039		Park Square Holdings, Inc.	CA	NIA	WellPoint California Services, Inc.	Ownership	100.000	Anthem, Inc.	N	
.0671	Anthem, Inc.		95-4386221		0001156039		Park Square I, Inc.	CA	NIA	WellPoint California Services, Inc.	Ownership	100.000	Anthem, Inc.	N	
.0671	Anthem, Inc.		95-4249345		0001156039		Park Square II, Inc.	CA	NIA	WellPoint California Services, Inc.	Ownership	100.000	Anthem, Inc.	N	
.0671	Anthem, Inc.		27-1991772		0001156039		Pasteur Medical Bird Road, LLC	FL	NIA	Highland Acquisition Holdings, LLC	Ownership	100.000	Anthem, Inc.	N	
.0671	Anthem, Inc.		20-2749389		0001156039		Pasteur Medical Center, LLC	DE	NIA	Highland Acquisition Holdings, LLC	Ownership	100.000	Anthem, Inc.	N	
.0671	Anthem, Inc.		27-1366915		0001156039		Pasteur Medical Cutler Bay, LLC	FL	NIA	Highland Acquisition Holdings, LLC	Ownership	100.000	Anthem, Inc.	N	
.0671	Anthem, Inc.		20-0610128		0001156039		Pasteur Medical Group, LLC	FL	NIA	Highland Acquisition Holdings, LLC	Ownership	100.000	Anthem, Inc.	N	
.0671	Anthem, Inc.		37-1668303		0001156039		Pasteur Medical Hialeah Gardens, LLC	FL	NIA	Highland Acquisition Holdings, LLC	Ownership	100.000	Anthem, Inc.	N	
.0671	Anthem, Inc.		47-3464152		0001156039		Pasteur Medical Kendall, LLC	FL	NIA	Highland Acquisition Holdings, LLC	Ownership	100.000	Anthem, Inc.	N	
.0671	Anthem, Inc.		27-2810478		0001156039		Pasteur Medical Management, LLC	FL	NIA	Highland Acquisition Holdings, LLC	Ownership	100.000	Anthem, Inc.	N	
.0671	Anthem, Inc.		33-1217936		0001156039		Pasteur Medical Miami Gardens, LLC	FL	NIA	Highland Acquisition Holdings, LLC	Ownership	100.000	Anthem, Inc.	N	
.0671	Anthem, Inc.		27-2651017		0001156039		Pasteur Medical North Miami Beach, LLC	FL	NIA	Highland Acquisition Holdings, LLC	Ownership	100.000	Anthem, Inc.	N	
.0671	Anthem, Inc.		26-0813665		0001156039		Pasteur Medical Partners, LLC	FL	NIA	Highland Acquisition Holdings, LLC	Ownership	100.000	Anthem, Inc.	N	
.0671	Anthem, Inc.		56-2396739		0001156039		Resolution Health, Inc.	DE	NIA	Anthem Southeast, Inc.	Ownership	100.000	Anthem, Inc.	N	
.0671	Anthem, Inc.		47-0851593		0001156039		RightCHOICE Managed Care, Inc.	DE	NIA	Anthem Holding Corp.	Ownership	100.000	Anthem, Inc.	N	
.0671	Anthem, Inc.	11011	84-0747736		0001156039		Rocky Mountain Hospital and Medical Service, Inc.	CO	IA	ATH Holding Company, LLC	Ownership	100.000	Anthem, Inc.	N	
.0671	Anthem, Inc.		20-0473316		0001156039		SellCore, Inc.	DE	NIA	Anthem, Inc.	Ownership	100.000	Anthem, Inc.	N	
.0671	Anthem, Inc.	13726	27-0945036		0001156039		Simply Healthcare Plans, Inc.	FL	IA	AMERIGROUP Corporation	Ownership	100.000	Anthem, Inc.	N	
.0671	Anthem, Inc.		55-0712302		0001156039		Southeast Services, Inc.	VA	NIA	Anthem Southeast, Inc.	Ownership	100.000	Anthem, Inc.	N	
.0671	Anthem, Inc.		45-4071004		0001156039		State Sponsored Services, Inc.	IN	NIA	UNICARE Specialty Services, Inc.	Ownership	100.000	Anthem, Inc.	N	
.0671	Anthem, Inc.		35-1835818		0001156039		The Anthem Companies, Inc.	IN	NIA	ATH Holding Company, LLC	Ownership	100.000	Anthem, Inc.	N	
.0671	Anthem, Inc.		45-5443372		0001156039		The Anthem Companies of California, Inc.	CA	NIA	ATH Holding Company, LLC	Ownership	100.000	Anthem, Inc.	N	
.0671	Anthem, Inc.		43-1967924		0001156039		TriadDD NY, LLC dba MyCompass	NY	NIA	Alliance Care Management, LLC	Ownership	25.000	Anthem, Inc.	N	0114
.0671	Anthem, Inc.		44-1620480		0001156039		TrustSolutions, LLC	WI	NIA	Federal Government Solutions, LLC	Ownership	100.000	Anthem, Inc.	N	
.0671	Anthem, Inc.	11810	84-1620480		0001156039		UNICARE Health Plan of West Virginia, Inc.	WV	IA	UNICARE National Services, Inc.	Ownership	100.000	Anthem, Inc.	N	
.0671	Anthem, Inc.		36-3899137		0001156039		UNICARE Illinois Services, Inc.	IL	NIA	UNICARE National Services, Inc.	Ownership	100.000	Anthem, Inc.	N	
.0671	Anthem, Inc.	80314	52-0913817		0001156039		UNICARE Life & Health Insurance Company	IN	IA	UNICARE National Services, Inc.	Ownership	100.000	Anthem, Inc.	N	
.0671	Anthem, Inc.		95-4635507		0001156039		UNICARE National Services, Inc.	DE	NIA	Anthem Holding Corp.	Ownership	100.000	Anthem, Inc.	N	
.0671	Anthem, Inc.		77-0494551		0001156039		UNICARE Specialty Services, Inc.	DE	NIA	Anthem Holding Corp.	Ownership	100.000	Anthem, Inc.	N	
.0671	Anthem, Inc.	89518	86-0684895		0001156039		Value Health Reinsurance, Inc.	AZ	IA	Beacon Health Options, Inc.	Ownership	100.000	Anthem, Inc.	N	
.0671	Anthem, Inc.		45-4238555		0001156039		ValueOptions Federal Services, Inc.	VA	NIA	Beacon Health Options, Inc.	Ownership	100.000	Anthem, Inc.	N	
.0671	Anthem, Inc.		20-8819392		0001156039		ValueOptions of Kansas, Inc.	KS	NIA	Beacon Health Options, Inc.	Ownership	100.000	Anthem, Inc.	N	
.0671	Anthem, Inc.	15448	46-2053405		0001156039		ValueOptions of New Jersey, Inc.	NJ	IA	Beacon Health Options, Inc.	Ownership	100.000	Anthem, Inc.	N	
.0671	Anthem, Inc.	95799	75-2749263		0001156039		ValueOptions of Texas, Inc.	TX	IA	Beacon Health Options, Inc.	Ownership	100.000	Anthem, Inc.	N	
.0671	Anthem, Inc.		82-3300542		0001156039		Valus, Inc.	IN	NIA	DBG Holdings, Inc.	Ownership	100.000	Anthem, Inc.	N	
.0671	Anthem, Inc.		20-0660563		0001156039		WellMax Health Medical Centers, LLC	FL	NIA	Delivery Network, LLC	Ownership	100.000	Anthem, Inc.	N	
.0671	Anthem, Inc.		20-0660644		0001156039		WellMax Health Physicians Network, LLC	FL	NIA	Delivery Network, LLC	Ownership	100.000	Anthem, Inc.	N	
.0671	Anthem, Inc.		20-4405193		0001156039		WellPoint Acquisition, LLC	IN	NIA	Anthem, Inc.	Ownership	100.000	Anthem, Inc.	N	
.0671	Anthem, Inc.		95-4640531		0001156039		WellPoint California Services, Inc.	DE	NIA	Anthem Holding Corp.	Ownership	100.000	Anthem, Inc.	N	
.0671	Anthem, Inc.		95-4657170		0001156039		WellPoint Dental Services, Inc.	DE	NIA	UNICARE Specialty Services, Inc.	Ownership	100.000	Anthem, Inc.	N	
.0671	Anthem, Inc.		81-2874917		0001156039		WellPoint Health Solutions, Inc.	DE	NIA	Federal Government Solutions, LLC	Ownership	100.000	Anthem, Inc.	N	

ANNUAL STATEMENT FOR THE YEAR 2020 OF THE Amerigroup New Jersey, Inc.

SCHEDULE Y
PART 1A - DETAIL OF INSURANCE HOLDING COMPANY SYSTEM

1	2	3	4	5	6	7	8	9	10	11	12	13	14	15	16
Group Code	Group Name	NAIC Company Code	ID Number	Federal RSSD	CIK	Name of Securities Exchange if Publicly Traded (U.S. or International)	Names of Parent, Subsidiaries Or Affiliates	Domi-ciliary Loca-tion	Relation-ship to Reporting Entity	Directly Controlled by (Name of Entity/Person)	Type of Control (Ownership, Board, Management, Attorney-in-Fact, Influence, Other)	If Control is Ownership Provide Percen-tage	Ultimate Controlling Entity(ies)/Person(s)	Is an SCA Filing Re-quired? (Y/N)	*
.0671	Anthem, Inc.		20-3620996		0001156039		WellPoint Holding Corp	DE	NIA	Anthem, Inc.	Ownership	100.000	Anthem, Inc.	N	
.0671	Anthem, Inc.		45-2736438		0001156039		WellPoint Information Technology Services, Inc.	CA	NIA	Blue Cross of California	Ownership	100.000	Anthem, Inc.	N	
.0671	Anthem, Inc.		36-4595641		0001156039		WellPoint Insurance Services, Inc.	HI	NIA	Anthem, Inc.	Ownership	100.000	Anthem, Inc.	N	
.0671	Anthem, Inc.		47-2546820		0001156039		WellPoint Military Care Corporation	IN	NIA	Federal Government Solutions, LLC	Ownership	100.000	Anthem, Inc.	N	
.0671	Anthem, Inc.	15929	47-5569628		0001156039		Wisconsin Collaborative Insurance Company	WI	IA	Crossroads Acquisition Corp.	Ownership	55.000	Anthem, Inc.	N	.0110
.0671	Anthem, Inc.		20-8672847		0001156039		WPMI, LLC	DE	NIA	ATH Holding Company, LLC	Ownership	69.910	Anthem, Inc.	N	.0103
.0671	Anthem, Inc.		47-3025203		0001156039		ZipDrug Inc.	DE	NIA	IngenioRx, Inc.	Ownership	100.000	Anthem, Inc.	N	

Asterisk	Explanation
0100	Insurer is deemed to be an insurance affiliate in column 10 and has an NAIC Company Code in column 3. However, it does not file an NAIC statutory statement because it is regulated by the New York State Department of Health.
0101	Insurer is deemed to be an insurance affiliate in column 10, but does not have an NAIC Company Code in column 3 because it is regulated by the California Department of Managed Health Care.
0102	50% owned by unaffiliated investors
0103	30.09% owned by unaffiliated investors
0104	25% owned by an unaffiliated investor
0105	Legato Health Technologies LLP is a Limited Liability Partnership formed under the laws of India, and is 99% owned by Legato Holdings I, Inc. an Indiana corporation, and 1% owned by Legato Holdings II, LLC, an Indiana Limited Liability company.
0106	Legato Health Technologies Philippines, Inc. was incorporated under with the Republic of the Philippines, and is 100% owned by Legato Holdings I, Inc. an Indiana corporation.
0107	Highland Investor Holding LLC is a Limited Liability Company formed under the laws of Delaware, and is 98% owned by ATH Holding Company, LLC. an Indiana limited liability company, and Amerigroup Corporation holds the remaining 2% interest.
0108	Applied Pathways, LLC is a Limited Liability Company formed under the laws of Illinois, and is 53.52% owned by American Imaging Management, Inc. an Illinois limited liability company, and 46.48% owned by HEP AP Holdings, Inc., a Delaware corporation.
0109	Anthem Worker's Compensation, LLC is owned 75% by Anthem Blue Cross Life and Health Insurance Company and 25% by HealthLink, Inc.
0110	45% of WCIC is owned by Aurora Health Care, Inc. (non-affiliate) and 55% by Crossroads Acquisition Corp
0111	Massachusetts Behavioral Health Partnership is a General Partnership formed under the laws of Massachusetts, and is 50% owned by Beacon Health Options, Inc., a Virginia corporation, and 50% owned by OPTIONS Health Care, Inc., a Delaware corporation.
0112	Florida Health Partners, Inc. is 50% owned by Beacon Health Options, Inc. and 50% owned by Florida Behavioral Health, Inc. (non-affiliate)
0113	North Florida Behavioral Health Partners, Inc. is 50% owned by Beacon Health Options, Inc. and 50% owned by North Florida Behavioral Health Network, Inc. (non-affiliate)
0114	75% owned by an unaffiliated investor
0115	83.4% owned by unaffiliated investors
0116	(BCBSNE) purchased 5% of the common stock of Community Care Health Plan of Nebraska, Inc. (CCHPNE). With this purchase, BCBSNE now owns 5% of CCHPNE and Anthem Partnership Holding Company, LLC owns the remaining 95%.

ANNUAL STATEMENT FOR THE YEAR 2020 OF THE Amerigroup New Jersey, Inc.

SCHEDULE Y

PART 2 - SUMMARY OF INSURER'S TRANSACTIONS WITH ANY AFFILIATES

1	2	3	4	5	6	7	8	9	10	11	12	13
NAIC Company Code	ID Number	Names of Insurers and Parent, Subsidiaries or Affiliates	Shareholder Dividends	Capital Contributions	Purchases, Sales or Exchanges of Loans, Securities, Real Estate, Mortgage Loans or Other Investments	Income/ (Disbursements) Incurred in Connection with Guarantees or Undertakings for the Benefit of any Affiliate(s)	Management Agreements and Service Contracts	Income/ (Disbursements) Incurred Under Reinsurance Agreements	*	Any Other Material Activity Not in the Ordinary Course of the Insurer's Business	Totals	Reinsurance Recoverable/ (Payable) on Losses and/or Reserve Credit Taken/(Liability)
	36-3692630	American Imaging Management, Inc.					(320,933,939)				(320,933,939)	
15544	46-4729682	America's 1st Choice of South Carolina, Inc.		1,500,000			590,647				2,090,647	
12354	20-2073598	AMERIGROUP Community Care of New Mexico, Inc.	(1,700,000)			(3,561,645)					(5,261,645)	
	54-1739323	AMERIGROUP Corporation	18,700,000			79,759,611					98,459,611	
16168	81-4131800	Amerigroup District of Columbia, Inc.	(10,300,000)			(22,288,625)					(32,588,625)	
16455	82-3743168	Amerigroup Health Plan of Louisiana, Inc.										
							818				818	
14078	45-2485907	Amerigroup Insurance Company		10,000,000		(126,680,505)					(116,680,505)	
15807	47-3863197	AMERIGROUP Iowa, Inc.				(262,534,064)					(262,534,064)	
14276	45-3358287	Amerigroup Kansas, Inc.				5,005,030					5,005,030	
95832	51-0387398	AMERIGROUP Maryland, Inc.	(70,000,000)			(137,828,540)					(207,828,540)	
16145	81-4626605	Amerigroup Mississippi, Inc.				1,966					1,966	
95373	22-3375292	AMERIGROUP New Jersey, Inc.	(18,700,000)			(163,439,174)					(182,139,174)	
10767	13-4212818	AMERIGROUP Ohio, Inc.				(41,514)					(41,514)	
15994	81-2781685	AMERIGROUP Oklahoma, Inc.				(4,795)					(4,795)	
	36-3897080	Amerigroup Partnership Plan, LLC				(127,088,014)					(127,088,014)	
16339	82-3734368	Amerigroup Pennsylvania, Inc.				1,844					1,844	
12941	20-4776597	AMERIGROUP Tennessee, Inc.				(202,884,259)					(202,884,259)	
95314	75-2603231	AMERIGROUP Texas, Inc.				(842,437,724)					(842,437,724)	
14073	27-3510384	AMERIGROUP Washington, Inc.	(17,400,000)			(86,337,675)					(103,737,675)	
12229	06-1696189	AMGP Georgia Managed Care Company, Inc.	(27,800,000)			(195,930,963)					(223,730,963)	
16553	83-2435050	AMH Health, LLC		9,100,000		(9,307,621)					(207,621)	
16774	84-4181695	AMH Health Plans of Maine, Inc.		2,400,000							2,400,000	
62825	95-4331852	Anthem Blue Cross Life and Health Insurance Company	(259,800,000)			(1,128,793,830)		609,553,336			(779,040,494)	(66,836,081)
95120	61-1237516	Anthem Health Plans of Kentucky, Inc.	(24,800,000)			(425,367,054)		(12,144,836)			(462,311,890)	35,053,934
52618	31-1705652	Anthem Health Plans of Maine, Inc.	(71,900,000)			(126,165,917)					(198,065,917)	
53759	02-0510530	Anthem Health Plans of New Hampshire, Inc.				(113,823,407)					(113,823,407)	
71835	54-0357120	Anthem Health Plans of Virginia, Inc.	(370,000,000)			(591,128,292)		(42,736,438)			(1,003,864,730)	214,460,343
60217	06-1475928	Anthem Health Plans, Inc.	(70,000,000)			(347,749,490)					(417,749,490)	
28207	35-0781558	Anthem Insurance Companies, Inc.	(250,000,000)			(1,514,930,101)		9,308,919			(1,755,621,182)	(12,379,593)
15543	47-0992859	Anthem Kentucky Managed Care Plan, Inc.				(85,810,404)					(85,810,404)	
13573	20-5876774	Anthem Life & Disability Insurance Company		4,500,000		(1,975,248)					2,524,752	
61069	35-0980405	Anthem Life Insurance Company	(23,200,000)	30,000,000		(43,274,183)		21,514,349			(14,959,834)	(156,650,533)
	81-3974489	Anthem Partnership Holding Company, LLC				(23,483,306)					(23,483,306)	
	46-0613946	Anthem Services Company, LLC				54,868,466					54,868,466	
	35-2129194	Anthem UM Services				(83,370,775)					(83,370,775)	
	35-2145715	Anthem, Inc.	3,617,500,000	(30,000,000)		7,753,571,849					11,341,071,849	
16298	82-3062789	APC Passe, LLC						(84,643,749)			(84,643,749)	123,221,255
	90-1057454	Aspire Health, Inc.				(71,399,880)					(71,399,880)	

ANNUAL STATEMENT FOR THE YEAR 2020 OF THE Amerigroup New Jersey, Inc.

SCHEDULE Y

PART 2 - SUMMARY OF INSURER'S TRANSACTIONS WITH ANY AFFILIATES

1	2	3	4	5	6	7	8	9	10	11	12	13
NAIC Company Code	ID Number	Names of Insurers and Parent, Subsidiaries or Affiliates	Shareholder Dividends	Capital Contributions	Purchases, Sales or Exchanges of Loans, Securities, Real Estate, Mortgage Loans or Other Investments	Income/ (Disbursements) Incurred in Connection with Guarantees or Undertakings for the Benefit of any Affiliate(s)	Management Agreements and Service Contracts	Income/ (Disbursements) Incurred Under Reinsurance Agreements	*	Any Other Material Activity Not in the Ordinary Course of the Insurer's Business	Totals	Reinsurance Recoverable/ (Payable) on Losses and/or Reserve Credit Taken/(Liability)
	11-3713086	ATH Holding Company, LLC					(46,915,268)				(46,915,268)	
	54-1414194	Beacon Health Options, Inc.	4,500,000	(300,000)			64,758,324				68,958,324	
	95-4297571	Beacon Health Options of California, Inc.										
47025	23-2918735	Beacon Health Options of Pennsylvania, Inc.	(1,500,000)				(1,525,500)				(3,025,500)	
96962	58-1638390	Blue Cross Blue Shield Healthcare Plan of Georgia, Inc.		(10,000,000)	(72,000,000)		(857,704,518)				(1,268,004,518)	
54003	39-0138065	Blue Cross Blue Shield of Wisconsin	(328,300,000)				(137,773,812)	(7,814,568)			(221,488,380)	63,144,726
	95-3760980	Blue Cross of California	(625,000,000)	(320,000,000)			(2,242,526,843)				(3,187,526,843)	
	20-2994048	Blue Cross of California Partnership Plan, Inc.			72,000,000		(304,253,852)				(307,253,852)	
	95-4694706	CareMore Health Plan					791,075,680				791,075,680	
13562	38-3795280	CareMore Health Plan of Arizona, Inc.					118,429,576				118,429,576	
13605	26-4001602	CareMore Health Plan of Nevada					81,651,684				81,651,684	
16345	82-1853423	CCHA, LLC					(3,230,264)	(186,762,691)			(189,992,955)	30,886,713
14064	26-4674149	Community Care Health Plan of Louisiana, Inc.					(140,916,438)				(140,916,438)	
15951	47-5456872	Community Care Health Plan of Nebraska, Inc.	(15,000,000)	2,500,000			(18,574,858)				(31,074,858)	
12586	20-3317697	Community Care Health Plan of Nevada, Inc.					(81,255,150)	16,111			(81,239,039)	274,225
10345	31-1440175	Community Insurance Company	(165,000,000)				(1,105,118,481)	(32,550,690)			(1,302,669,171)	70,057,233
95693	39-1462554	Compcare Health Services Insurance Corporation					(218,626,165)				(220,726,165)	
	20-0660775	Delivery Network, LLC	(2,100,000)				(30,067,290)				(30,067,290)	
55093	23-7391136	Empire HealthChoice Assurance, Inc.	(32,000,000)				(552,263,658)				(584,263,658)	
95433	13-3874803	Empire HealthChoice HMO, Inc.					(121,895,267)				(121,895,267)	
16244	82-1454637	Empower Healthcare Solutions, LLC		300,000			(57,578,802)				(57,278,802)	
10119	41-2128275	Freedom Health, Inc.	(61,500,000)				(127,263,533)				(188,763,533)	
	95-2907752	Golden West Health Plan, Inc.	(10,000,000)				(770,929)				(10,770,929)	
97217	58-1473042	Greater Georgia Life Insurance Company		10,000,000			(9,527,340)				472,660	
12812	30-0326654	Group Retiree Health Solutions, Inc.		4,082,993							4,082,993	
	84-4672692	GR Health Solutions LLC		(4,082,993)							(4,082,993)	
	51-0365660	Health Core, Inc.					(28,816,778)				(28,816,778)	
	54-1237939	Health Management Corporation					(303,978,149)				(303,978,149)	
95169	54-1356687	HealthKeepers, Inc.	(350,000,000)				(721,424,139)	(10,892,830)			(1,082,316,969)	1,769,906
96475	43-1616135	HealthLink HMO, Inc.	(7,000,000)				4,505,076				(2,494,924)	
	43-1364135	HealthLink, Inc.					(39,719,797)				(39,719,797)	
16574	13-3865627	HealthPlus HP, LLC	(75,000,000)				(255,549,594)	(159,986)			(330,709,580)	
10122	20-0982649	HealthSun Health Plans, Inc.	(80,000,000)				(346,675,197)				(426,675,197)	
78972	86-0257201	Healthy Alliance Life Insurance Company	(181,100,000)				(330,951,926)				(512,051,926)	
95473	84-1017384	HMO Colorado, Inc.	(70,000,000)				(219,178,570)	(3,519,722)			(292,698,292)	4,897,559
95358	37-1216698	HMO Missouri, Inc.	(1,900,000)				(8,967,005)				(10,867,005)	

42.1

ANNUAL STATEMENT FOR THE YEAR 2020 OF THE Amerigroup New Jersey, Inc.

SCHEDULE Y

PART 2 - SUMMARY OF INSURER'S TRANSACTIONS WITH ANY AFFILIATES

1	2	3	4	5	6	7	8	9	10	11	12	13
NAIC Company Code	ID Number	Names of Insurers and Parent, Subsidiaries or Affiliates	Shareholder Dividends	Capital Contributions	Purchases, Sales or Exchanges of Loans, Securities, Real Estate, Mortgage Loans or Other Investments	Income/ (Disbursements) Incurred in Connection with Guarantees or Undertakings for the Benefit of any Affiliate(s)	Management Agreements and Service Contracts	Income/ (Disbursements) Incurred Under Reinsurance Agreements	*	Any Other Material Activity Not in the Ordinary Course of the Insurer's Business	Totals	Reinsurance Recoverable/ (Payable) on Losses and/or Reserve Credit Taken/(Liability)
	82-3062245	IngenioRX, Inc.					(329,831,019)				(329,831,019)	
	98-1397080	Legato Health Technologies LLP					180,970,464				180,970,464	
	98-1490582	Legato Health Technologies Philippines, Inc.					47,380,440				47,380,440	
95527	02-0494919	Matthew Thornton Health Plan, Inc.	(60,000,000)				(92,746,168)				(152,746,168)	
	39-2013971	Meridian Resource Company, LLC	(17,000,000)				(31,693,432)				(48,693,432)	
12913	20-5862801	Missouri Care, Incorporated					(31,277,213)				(31,277,213)	
12259	20-1336412	Optimum Healthcare, Inc.	(45,600,000)				(85,618,589)				(131,218,589)	
	27-2810478	Pasteur Medical Management, LLC					166,922,955				166,922,955	
	47-0851593	RightCHOICE Managed Care, Inc.					8,279,804				8,279,804	
11011	84-0747736	Rocky Mountain Hospital and Medical Service, Inc.	(56,800,000)	(30,000,000)			(273,316,491)	(6,798,624)			(366,915,115)	104,629,238
13726	27-0945036	Simply Healthcare Plans, Inc.	(76,800,000)				(420,104,173)				(496,904,173)	
	45-5443372	The Anthem Companies of California, Inc.					139,245,491				139,245,491	
	35-1835818	The Anthem Companies, Inc.					6,983,351,930				6,983,351,930	
11810	84-1620480	UNICARE Health Plan of West Virginia, Inc.	(9,600,000)				(69,959,919)				(79,559,919)	
80314	52-0913817	UNICARE Life & Health Insurance Company					(75,931,929)	(362,697,412)			(438,629,341)	70,155,666
89518	86-0684895	Value Health Reinsurance, Inc.									0	
15448	46-2053405	ValueOptions of New Jersey, Inc.	(3,000,000)				(9,052,705)				(12,052,705)	
95799	75-2749263	ValueOptions of Texas, Inc.					(2,979)				(2,979)	
	20-0660563	WellMax Health Medical Centers, LLC					48,823,918				48,823,918	
	45-2736438	WellPoint Information Technology Services, Inc.		320,000,000			286,724,347				606,724,347	
	36-4595641	WellPoint Insurance Services, Inc.					(1,129,675)	110,328,831			109,199,156	(482,684,591)
15929	47-5569628	Wisconsin Collaborative Insurance Company					(18,901,756)				(18,901,756)	
9999999 Control Totals			0	0	0	0	0	0	XXX	0	0	0

42.2

SUPPLEMENTAL EXHIBITS AND SCHEDULES INTERROGATORIES

The following supplemental reports are required to be filed as part of your statement filing unless specifically waived by the domiciliary state. However, in the event that your domiciliary state waives the filing requirement, your response of WAIVED to the specific interrogatory will be accepted in lieu of filing a "NONE" report and a bar code will be printed below. If the supplement is required of your company but is not being filed for whatever reason enter SEE EXPLANATION and provide an explanation following the interrogatory questions.

	Responses
MARCH FILING	
1. Will the Supplemental Compensation Exhibit be filed with the state of domicile by March 1?	YES
2. Will an actuarial opinion be filed by March 1?	YES
3. Will the confidential Risk-based Capital Report be filed with the NAIC by March 1?	YES
4. Will the confidential Risk-based Capital Report be filed with the state of domicile, if required, by March 1?	YES
APRIL FILING	
5. Will Management's Discussion and Analysis be filed by April 1?	YES
6. Will the Supplemental Investment Risks Interrogatories be filed by April 1?	YES
7. Will the Accident and Health Policy Experience Exhibit be filed by April 1?	YES
JUNE FILING	
8. Will an audited financial report be filed by June 1?	YES
9. Will Accountant's Letter of Qualifications be filed with the state of domicile and electronically with the NAIC by June 1?	YES

AUGUST FILING	
10. Will the regulator-only (non-public) Communication of Internal Control Related Matters Noted in Audit be filed with the state of domicile and electronically with the NAIC (as a regulator-only non-public document) by August 1?	YES









The following supplemental reports are required to be filed as part of your annual statement filing **if your company is engaged in the type of business covered by the supplement. However, in the event that your company does not transact the type of business for which the special report must be filed, your response of NO to the specific interrogatory will be accepted in lieu of filing a "NONE" report and a bar code will be printed below.** If the supplement is required of your company but is not being filed for whatever reason enter SEE EXPLANATION and provide an explanation following the interrogatory questions.

MARCH FILING	
11. Will the Medicare Supplement Insurance Experience Exhibit be filed with the state of domicile and the NAIC by March 1?	NO
12. Will the Supplemental Life data due March 1 be filed with the state of domicile and the NAIC?	NO
13. Will Schedule SIS (Stockholder Information Supplement) be filed with the state of domicile by March 1?	NO
14. Will the actuarial opinion on participating and non-participating policies as required in Interrogatories 1 and 2 on Exhibit 5 to Life Supplement be filed with the state of domicile and electronically with the NAIC by March 1?	NO
15. Will the actuarial opinion on non-guaranteed elements as required in Interrogatory 3 to Exhibit 5 to Life Supplement be filed with the state of domicile and electronically with the NAIC by March 1?	NO
16. Will the Medicare Part D Coverage Supplement be filed with the state of domicile and the NAIC by March 1?	NO
17. Will an approval from the reporting entity's state of domicile for relief related to the five-year rotation requirement for lead audit partner be filed electronically with the NAIC by March 1?	NO
18. Will an approval from the reporting entity's state of domicile for relief related to the one-year cooling off period for independent CPA be filed electronically with the NAIC by March 1?	NO
19. Will an approval from the reporting entity's state of domicile for relief related to the Requirements for Audit Committees be filed electronically with the NAIC by March 1?	NO
APRIL FILING	
20. Will the Long-Term Care Experience Reporting Forms be filed with the state of domicile and the NAIC by April 1?	NO
21. Will the Supplemental Life data due April 1 be filed with the state of domicile and the NAIC?	NO
22. Will the Supplemental Health Care Exhibit (Parts 1, 2 and 3) be filed with the state of domicile and the NAIC by April 1?	YES
23. Will the regulator only (non-public) Supplemental Health Care Exhibit's Expense Allocation Report be filed with the state of domicile and the NAIC by April 1?	YES
24. Will the Life, Health & Annuity Guaranty Association Model Act Assessment Base Reconciliation Exhibit be filed with the state of domicile and the NAIC by April 1?	NO
25. Will the Adjustments to the Life, Health & Annuity Guaranty Association Model Act Assessment Base Reconciliation Exhibit (if required) be filed with the state of domicile and the NAIC by April 1?	NO

AUGUST FILING	
26. Will Management's Report of Internal Control Over Financial Reporting be filed with the state of domicile by August 1?	YES

- Explanations:
- 11.
 - 12.
 - 13.
 - 14.
 - 15.
 - 16.
 - 17.
 - 18.
 - 19.
 - 20.
 - 21.
 - 24.
 - 25.

Bar Codes:

11. Medicare Supplement Insurance Experience Exhibit [Document Identifier 360]	
12. Life Supplement [Document Identifier 205]	
13. SIS Stockholder Information Supplement [Document Identifier 420]	
14. Participating Opinion for Exhibit 5 [Document Identifier 371]	
15. Non-Guaranteed Opinion for Exhibit 5 [Document Identifier 370]	
16. Medicare Part D Coverage Supplement [Document Identifier 365]	
17. Relief from the five-year rotation requirement for lead audit partner [Document Identifier 224]	
18. Relief from the one-year cooling off period for independent CPA [Document Identifier 225]	

SUPPLEMENTAL EXHIBITS AND SCHEDULES INTERROGATORIES

19. Relief from the Requirements for Audit Committees [Document Identifier 226]



20. Long-Term Care Experience Reporting Forms [Document Identifier 306]



21. Life Supplement [Document Identifier 211]



24. Life, Health & Annuity Guaranty Association Model Act Assessment Base Reconciliation Exhibit [Document Identifier 290]



25. Adjustments to the Life, Health & Annuity Guaranty Association Model Act Assessment Base Reconciliation Exhibit [Document Identifier 300]

