



HEALTH ANNUAL STATEMENT

FOR THE YEAR ENDED DECEMBER 31, 2021
OF THE CONDITION AND AFFAIRS OF THE

Oxford Health Plans (NJ), Inc.

NAIC Group Code 0707 0707 NAIC Company Code 95506 Employer's ID Number 22-2745725
 (Current) (Prior)

Organized under the Laws of New Jersey State of Domicile or Port of Entry NJ

Country of Domicile United States of America

Licensed as business type: Health Maintenance Organization

Is HMO Federally Qualified? Yes [] No [X]

Incorporated/Organized 04/17/1985 Commenced Business 09/12/1985

Statutory Home Office 170 Wood Avenue, Floor 3 Iselin, NJ, US 08830
 (Street and Number) (City or Town, State, Country and Zip Code)

Main Administrative Office 4 Research Drive, 5th Floor
 (Street and Number) Shelton, CT, US 06484 203-447-4500
 (City or Town, State, Country and Zip Code) (Area Code) (Telephone Number)

Mail Address 4 Research Drive, 5th Floor Shelton, CT, US 06484
 (Street and Number or P.O. Box) (City or Town, State, Country and Zip Code)

Primary Location of Books and Records 4 Research Drive, 5th Floor
 (Street and Number) Shelton, CT, US 06484 203-447-4500
 (City or Town, State, Country and Zip Code) (Area Code) (Telephone Number)

Internet Website Address www.oxfordhealth.com

Statutory Statement Contact Will Anders Granrud 952-912-6815
 (Name) (Area Code) (Telephone Number)
will_granrud@uhc.com 952-931-4651
 (E-mail Address) (FAX Number)

OFFICERS

President Charles Reeves Wayland Treasurer Peter Marshall Gill
 Secretary Jessica Leigh Zuba # Chief Financial Officer Richard Michael Hersch

OTHER

Heather Anaslusia Lang, Assistant Secretary Nyle Brent Cottingham, Vice President Sanford Paul Cohen M.D., Chief Medical Officer

DIRECTORS OR TRUSTEES

Tara Renee Johnson # Jean Marie McGann # Donald Alan Stangler M.D.
Charles Reeves Wayland Elizabeth Corkum Winsor #

State of California State of New Jersey State of Connecticut
 County of Napa County of Middlesex County of Fairfield

The officers of this reporting entity being duly sworn, each depose and say that they are the described officers of said reporting entity, and that on the reporting period stated above, all of the herein described assets were the absolute property of the said reporting entity, free and clear from any liens or claims thereon, except as herein stated, and that this statement, together with related exhibits, schedules and explanations therein contained, annexed or referred to, is a full and true statement of all the assets and liabilities and of the condition and affairs of the said reporting entity as of the reporting period stated above, and of its income and deductions therefrom for the period ended, and have been completed in accordance with the NAIC Annual Statement Instructions and Accounting Practices and Procedures manual except to the extent that: (1) state law may differ; or, (2) that state rules or regulations require differences in reporting not related to accounting practices and procedures, according to the best of their information, knowledge and belief, respectively. Furthermore, the scope of this attestation by the described officers also includes the related corresponding electronic filing with the NAIC, when required, that is an exact copy (except for formatting differences due to electronic filing) of the enclosed statement. The electronic filing may be requested by various regulators in lieu of or in addition to the enclosed statement.

Jessica Zuba
 Jessica Leigh Zuba
 Secretary

Charles R. Wayland
 Charles Reeves Wayland
 President

Richard Michael Hersch
 Richard Michael Hersch
 Chief Financial Officer

Subscribed and sworn to before me this
 day of

Subscribed and sworn to before me this
 2nd day of February 2022
Christine Bannon-Izzo

Subscribed and sworn to before me this
 9 day of February 2022
John M. ...

SEE CA JURAT CERTIFICATE
 ATTACHED

- a. Is this an original filing? Yes [X] No []
- b. If no,
1. State the amendment number
 2. Date filed
 3. Number of pages attached

CHRISTINE BANNON-IZZO
 NOTARY PUBLIC OF NEW JERSEY
 My Commission Expires 07/28/2023

CYNTHIA MARCANTONIO
 NOTARY PUBLIC
 My Commission Expires Aug. 31, 2025

EXHIBIT 2 - ACCIDENT AND HEALTH PREMIUMS DUE AND UNPAID

1 Name of Debtor	2 1 - 30 Days	3 31 - 60 Days	4 61 - 90 Days	5 Over 90 Days	6 Nonadmitted	7 Admitted
0199999 Total individuals.....	2,509	695	569	3,536	5,576	1,733
Group Subscribers:						
PRIMUS GREEN ENERGY, INC.....	0	0	0	10,033	10,033	0
0299997. Group subscriber subtotal	0	0	0	10,033	10,033	0
0299998. Premiums due and unpaid not individually listed	5,900	0	34	7,949	6,529	7,354
0299999. Total group	5,900	0	34	17,982	16,562	7,354
0399999. Premiums due and unpaid from Medicare entities	0	0	0	0	0	0
0499999. Premiums due and unpaid from Medicaid entities	0	0	0	0	0	0
.....						
.....						
.....						
.....						
.....						
.....						
.....						
.....						
.....						
.....						
.....						
.....						
.....						
.....						
.....						
.....						
.....						
.....						
.....						
0599999 Accident and health premiums due and unpaid (Page 2, Line 15)	8,409	695	603	21,518	22,138	9,087

ANNUAL STATEMENT FOR THE YEAR 2021 OF THE Oxford Health Plans (NJ), Inc.

EXHIBIT 3 - HEALTH CARE RECEIVABLES

1 Name of Debtor	2 1 - 30 Days	3 31 - 60 Days	4 61 - 90 Days	5 Over 90 Days	6 Nonadmitted	7 Admitted
OptumRx, Inc	48,698,823	532,209	448,333	400,380	400,380	49,679,452
0199998. Aggregate Pharmaceutical Rebate Receivables Not Individually Listed	0	0	0	0	0	0
0199999. Total Pharmaceutical Rebate Receivables	48,698,823	532,209	448,333	400,380	400,380	49,679,452
0299998. Aggregate Claim Overpayment Receivables Not Individually Listed	837,770	55,955	128,341	1,836,141	2,604,074	254,046
0299999. Total Claim Overpayment Receivables	837,770	55,955	128,341	1,836,141	2,604,074	254,046
0399998. Aggregate Loans and Advances to Providers Not Individually Listed	0	0	0	0	0	0
0399999. Total Loans and Advances to Providers	0	0	0	0	0	0
0499998. Aggregate Capitation Arrangement Receivables Not Individually Listed	0	1,637	2,089	8,662	12,389	0
0499999. Total Capitation Arrangement Receivables	0	1,637	2,089	8,662	12,389	0
0599998. Aggregate Risk Sharing Receivables Not Individually Listed	0	0	0	0	0	0
0599999. Total Risk Sharing Receivables	0	0	0	0	0	0
0699998. Aggregate Other Health Care Receivables Not Individually Listed	0	0	0	0	0	0
0699999. Total Other Health Care Receivables	0	0	0	0	0	0
0799999 Gross health care receivables	49,536,593	589,801	578,763	2,245,183	3,016,843	49,933,498

EXHIBIT 3A - ANALYSIS OF HEALTH CARE RECEIVABLES COLLECTED AND ACCRUED

Type of Health Care Receivable	Health Care Receivables Collected or Offset During the Year		Health Care Receivables Accrued as of December 31 of Current Year		5 Health Care Receivables from Prior Years (Columns 1 + 3)	6 Estimated Health Care Receivables Accrued as of December 31 of Prior Year
	1 On Amounts Accrued Prior to January 1 of Current Year	2 On Amounts Accrued During the Year	3 On Amounts Accrued December 31 of Prior Year	4 On Amounts Accrued During the Year		
1. Pharmaceutical rebate receivables	39,560,029	85,627,637	83,722	49,996,110	39,643,751	41,875,823
2. Claim overpayment receivables	584,389	22,990,011	1,322,125	1,535,994	1,906,514	1,331,336
3. Loans and advances to providers	0	0	0	0	0	0
4. Capitation arrangement receivables	0	0	0	12,389	0	0
5. Risk sharing receivables	0	0	0	0	0	0
6. Other health care receivables.....	0	0	0	0	0	0
7. Totals (Lines 1 through 6)	40,144,418	108,617,648	1,405,847	51,544,493	41,550,265	43,207,159

Note that the accrued amounts in Columns 3, 4, and 6 are the total health care receivables, not just the admitted portion.

EXHIBIT 4 - CLAIMS UNPAID AND INCENTIVE POOL, WITHHOLD AND BONUS (Reported and Unreported)

Aging Analysis of Unpaid Claims

1 Account	2 1 - 30 Days	3 31 - 60 Days	4 61 - 90 Days	5 91 - 120 Days	6 Over 120 Days	7 Total
Claims Unpaid (Reported)						
0199999. Individually listed claims unpaid	0	0	0	0	0	0
0299999. Aggregate accounts not individually listed- uncovered	52,186	433	2	11	14,155	66,787
0399999. Aggregate accounts not individually listed-covered	18,742,369	1,875,258	109,779	991	77,028	20,805,425
0499999. Subtotals	18,794,555	1,875,691	109,781	1,002	91,183	20,872,212
0599999. Unreported claims and other claim reserves						29,192,107
0699999. Total amounts withheld						4,674,395
0799999. Total claims unpaid						54,738,714
.....						
.....						
.....						
.....						
.....						
.....						
.....						
.....						
.....						
.....						
.....						
.....						
.....						
.....						
.....						
0899999 Accrued medical incentive pool and bonus amounts						1,066,848

EXHIBIT 6 - AMOUNTS DUE TO PARENT, SUBSIDIARIES AND AFFILIATES

1 Affiliate	2 Description	3 Amount	4 Current	5 Non-Current
United HealthCare Services, Inc.	Intercompany Payables	18,575,061	18,575,061	0
0199999. Individually listed payables		18,575,061	18,575,061	0
0299999. Payables not individually listed		0	0	0
0399999 Total gross payables		18,575,061	18,575,061	0

EXHIBIT 7 PART 1- SUMMARY OF TRANSACTIONS WITH PROVIDERS

Payment Method	1 Direct Medical Expense Payment	2 Column 1 as a % of Total Payments	3 Total Members Covered	4 Column 3 as a % of Total Members	5 Column 1 Expenses Paid to Affiliated Providers	6 Column 1 Expenses Paid to Non-Affiliated Providers
Capitation Payments:						
1. Medical groups	0	0.0	0	0.0	0	0
2. Intermediaries	456,820,483	46.5	62,565	100.0	456,185,552	634,931
3. All other providers	18,112,089	1.8	62,565	100.0	17,887,352	224,737
4. Total capitation payments	474,932,572	48.3	62,565	100.0	474,072,904	859,668
Other Payments:						
5. Fee-for-service	122,735,087	12.5	XXX	XXX	57,318,514	65,416,573
6. Contractual fee payments	377,941,204	38.5	XXX	XXX	41,828,111	336,113,093
7. Bonus/withhold arrangements - fee-for-service	0	0.0	XXX	XXX	0	0
8. Bonus/withhold arrangements - contractual fee payments	6,799,474	0.7	XXX	XXX	4,063,526	2,735,948
9. Non-contingent salaries	0	0.0	XXX	XXX	0	0
10. Aggregate cost arrangements	0	0.0	XXX	XXX	0	0
11. All other payments	0	0.0	XXX	XXX	0	0
12. Total other payments	507,475,765	51.7	XXX	XXX	103,210,151	404,265,614
13. TOTAL (Line 4 plus Line 12)	982,408,337	100%	XXX	XXX	577,283,055	405,125,282

EXHIBIT 7 - PART 2 - SUMMARY OF TRANSACTIONS WITH INTERMEDIARIES

1 NAIC Code	2 Name of Intermediary	3 Capitation Paid	4 Average Monthly Capitation	5 Intermediary's Total Adjusted Capital	6 Intermediary's Authorized Control Level RBC
	LifePrint Health, Inc.	456,185,552	38,015,463	0	0
	ModivCare Solutions LLC (Logisticare Solutions)	365,741	30,478	0	0
	Aspire Health Plan	195,200	16,267	0	0
	Institutional Special Needs Program	73,990	6,166	0	0
9999999 Totals		456,820,483	XXX	XXX	XXX

EXHIBIT 8 - FURNITURE, EQUIPMENT AND SUPPLIES OWNED

Description	1 Cost	2 Improvements	3 Accumulated Depreciation	4 Book Value Less Encumbrances	5 Assets Not Admitted	6 Net Admitted Assets
1. Administrative furniture and equipment	NONE					
2. Medical furniture, equipment and fixtures						
3. Pharmaceuticals and surgical supplies						
4. Durable medical equipment						
5. Other property and equipment						
6. Total						



ANNUAL STATEMENT FOR THE YEAR 2021 OF THE Oxford Health Plans (NJ), Inc.

EXHIBIT OF PREMIUMS, ENROLLMENT AND UTILIZATION (a)

REPORT FOR: 1. CORPORATION

Oxford Health Plans (NJ), Inc.

2. Iselin, NJ

NAIC Group Code	0707	BUSINESS IN THE STATE OF		DURING THE YEAR							(LOCATION)	
		Delaware		2021							NAIC Company Code	
		1	Comprehensive (Hospital & Medical)		4	5	6	7	8	9	10	
	Total	2	3	Medicare Supplement	Vision Only	Dental Only	Federal Employees Health Benefit Plan	Title XVIII Medicare	Title XIX Medicaid	Other		
Total Members at end of:												
1. Prior Year	3,380	0	0	0	0	0	0	3,380	0	0		
2. First Quarter	3,857	0	0	0	0	0	0	3,857	0	0		
3. Second Quarter	3,993	0	0	0	0	0	0	3,993	0	0		
4. Third Quarter	4,051	0	0	0	0	0	0	4,051	0	0		
5. Current Year	4,092	0	0	0	0	0	0	4,092	0	0		
6. Current Year Member Months	47,535	0	0	0	0	0	0	47,535	0	0		
Total Member Ambulatory Encounters for Year:												
7. Physician	6	0	0	0	0	0	0	6	0	0		
8. Non-Physician	4	0	0	0	0	0	0	4	0	0		
9. Total	10	0	0	0	0	0	0	10	0	0		
10. Hospital Patient Days Incurred	6	0	0	0	0	0	0	6	0	0		
11. Number of Inpatient Admissions	1	0	0	0	0	0	0	1	0	0		
12. Health Premiums Written (b)	81,720,875	0	0	0	0	0	0	81,720,875	0	0		
13. Life Premiums Direct	0	0	0	0	0	0	0	0	0	0		
14. Property/Casualty Premiums Written	0	0	0	0	0	0	0	0	0	0		
15. Health Premiums Earned	81,462,076	0	0	0	0	0	0	81,462,076	0	0		
16. Property/Casualty Premiums Earned	0	0	0	0	0	0	0	0	0	0		
17. Amount Paid for Provision of Health Care Services	67,952,719	0	0	0	0	0	0	67,952,719	0	0		
18. Amount Incurred for Provision of Health Care Services	67,345,364	0	0	0	0	0	0	67,345,364	0	0		

(a) For health business: number of persons insured under PPO managed care products0 and number of persons insured under indemnity only products0 .

(b) For health premiums written: amount of Medicare Title XVIII exempt from state taxes or fees \$81,720,875

30 DE



ANNUAL STATEMENT FOR THE YEAR 2021 OF THE Oxford Health Plans (NJ), Inc.

EXHIBIT OF PREMIUMS, ENROLLMENT AND UTILIZATION (a)

REPORT FOR: 1. CORPORATION _____

2. _____

NAIC Group Code	BUSINESS IN THE STATE OF			DURING THE YEAR							(LOCATION)	
	1	Missouri		4	5	6	7	8	9	10		
		Comprehensive (Hospital & Medical)									Medicare Supplement	Vision Only
	Total	Individual	Group									
Total Members at end of:												
1. Prior Year												
2. First Quarter												
3. Second Quarter												
4. Third Quarter												
5. Current Year												
6. Current Year Member Months												
Total Member Ambulatory Encounters for Year:												
7. Physician												
8. Non-Physician												
9. Total												
10. Hospital Patient Days Incurred												
11. Number of Inpatient Admissions												
12. Health Premiums Written (b)												
13. Life Premiums Direct												
14. Property/Casualty Premiums Written												
15. Health Premiums Earned												
16. Property/Casualty Premiums Earned												
17. Amount Paid for Provision of Health Care Services												
18. Amount Incurred for Provision of Health Care Services												

NONE

(a) For health business: number of persons insured under PPO managed care products and number of persons insured under indemnity only products

(b) For health premiums written: amount of Medicare Title XVIII exempt from state taxes or fees \$

30.MO



ANNUAL STATEMENT FOR THE YEAR 2021 OF THE Oxford Health Plans (NJ), Inc.

EXHIBIT OF PREMIUMS, ENROLLMENT AND UTILIZATION (a)

REPORT FOR: 1. CORPORATION

Oxford Health Plans (NJ), Inc.

2. Iselin, NJ

NAIC Group Code	0707	BUSINESS IN THE STATE OF		DURING THE YEAR							(LOCATION)	
		New Jersey		2021							NAIC Company Code	
		1	Comprehensive (Hospital & Medical)		4	5	6	7	8	9	10	
	Total	2	3	Medicare Supplement	Vision Only	Dental Only	Federal Employees Health Benefit Plan	Title XVIII Medicare	Title XIX Medicaid	Other		
Total Members at end of:												
1. Prior Year	26,020	0	345	0	0	0	0	25,675	0	0		
2. First Quarter	27,390	0	336	0	0	0	0	27,054	0	0		
3. Second Quarter	28,244	0	325	0	0	0	0	27,919	0	0		
4. Third Quarter	28,945	0	333	0	0	0	0	28,612	0	0		
5. Current Year	29,056	0	334	0	0	0	0	28,722	0	0		
6. Current Year Member Months	338,921	0	3,993	0	0	0	0	334,928	0	0		
Total Member Ambulatory Encounters for Year:												
7. Physician	849,508	0	4,372	0	0	0	0	845,136	0	0		
8. Non-Physician	398,608	0	388	0	0	0	0	398,220	0	0		
9. Total	1,248,116	0	4,760	0	0	0	0	1,243,356	0	0		
10. Hospital Patient Days Incurred	67,202	0	22,144	0	0	0	0	45,058	0	0		
11. Number of Inpatient Admissions	6,476	0	29	0	0	0	0	6,447	0	0		
12. Health Premiums Written (b)	554,168,695	0	1,400,483	0	0	0	0	552,768,212	0	0		
13. Life Premiums Direct	0	0	0	0	0	0	0	0	0	0		
14. Property/Casualty Premiums Written	0	0	0	0	0	0	0	0	0	0		
15. Health Premiums Earned	553,259,264	0	1,856,813	0	0	0	0	551,402,451	0	0		
16. Property/Casualty Premiums Earned	0	0	0	0	0	0	0	0	0	0		
17. Amount Paid for Provision of Health Care Services	431,155,417	(34,970)	1,609,239	0	0	0	0	429,581,148	0	0		
18. Amount Incurred for Provision of Health Care Services	424,529,257	(35,229)	1,386,808	0	0	0	0	423,177,678	0	0		

(a) For health business: number of persons insured under PPO managed care products0 and number of persons insured under indemnity only products0 .

(b) For health premiums written: amount of Medicare Title XVIII exempt from state taxes or fees \$552,768,212



ANNUAL STATEMENT FOR THE YEAR 2021 OF THE Oxford Health Plans (NJ), Inc.

EXHIBIT OF PREMIUMS, ENROLLMENT AND UTILIZATION (a)

REPORT FOR: 1. CORPORATION

Oxford Health Plans (NJ), Inc.

2. Iselin, NJ

NAIC Group Code	0707	BUSINESS IN THE STATE OF		DURING THE YEAR							(LOCATION)	
		Oregon		2021							NAIC Company Code	
		1	Comprehensive (Hospital & Medical)		4	5	6	7	8	9	10	
	Total	2	3	Medicare Supplement	Vision Only	Dental Only	Federal Employees Health Benefit Plan	Title XVIII Medicare	Title XIX Medicaid	Other		
Total Members at end of:												
1. Prior Year	266	0	0	0	0	0	0	266	0	0		
2. First Quarter	266	0	0	0	0	0	0	266	0	0		
3. Second Quarter	270	0	0	0	0	0	0	270	0	0		
4. Third Quarter	262	0	0	0	0	0	0	262	0	0		
5. Current Year	253	0	0	0	0	0	0	253	0	0		
6. Current Year Member Months	3,162	0	0	0	0	0	0	3,162	0	0		
Total Member Ambulatory Encounters for Year:												
7. Physician	0	0	0	0	0	0	0	0	0	0		
8. Non-Physician	0	0	0	0	0	0	0	0	0	0		
9. Total	0	0	0	0	0	0	0	0	0	0		
10. Hospital Patient Days Incurred	0	0	0	0	0	0	0	0	0	0		
11. Number of Inpatient Admissions	0	0	0	0	0	0	0	0	0	0		
12. Health Premiums Written (b)	10,281,594	0	0	0	0	0	0	10,281,594	0	0		
13. Life Premiums Direct	0	0	0	0	0	0	0	0	0	0		
14. Property/Casualty Premiums Written	0	0	0	0	0	0	0	0	0	0		
15. Health Premiums Earned	10,340,945	0	0	0	0	0	0	10,340,945	0	0		
16. Property/Casualty Premiums Earned	0	0	0	0	0	0	0	0	0	0		
17. Amount Paid for Provision of Health Care Services	9,959,066	0	0	0	0	0	0	9,959,066	0	0		
18. Amount Incurred for Provision of Health Care Services	9,772,092	0	0	0	0	0	0	9,772,092	0	0		

(a) For health business: number of persons insured under PPO managed care products0 and number of persons insured under indemnity only products0 .

(b) For health premiums written: amount of Medicare Title XVIII exempt from state taxes or fees \$10,281,594

30. OR



ANNUAL STATEMENT FOR THE YEAR 2021 OF THE Oxford Health Plans (NJ), Inc.

EXHIBIT OF PREMIUMS, ENROLLMENT AND UTILIZATION (a)

REPORT FOR: 1. CORPORATION

Oxford Health Plans (NJ), Inc.

2. Iselin, NJ

NAIC Group Code	0707	BUSINESS IN THE STATE OF		DURING THE YEAR							(LOCATION)	
		Pennsylvania		2021							NAIC Company Code	
		1	Comprehensive (Hospital & Medical)		4	5	6	7	8	9	10	
	Total	2	3	Medicare Supplement	Vision Only	Dental Only	Federal Employees Health Benefit Plan	Title XVIII Medicare	Title XIX Medicaid	Other		
Total Members at end of:												
1. Prior Year	19,796	0	0	0	0	0	0	19,796	0	0		
2. First Quarter	21,196	0	0	0	0	0	0	21,196	0	0		
3. Second Quarter	21,967	0	0	0	0	0	0	21,967	0	0		
4. Third Quarter	22,492	0	0	0	0	0	0	22,492	0	0		
5. Current Year	22,620	0	0	0	0	0	0	22,620	0	0		
6. Current Year Member Months	262,824	0	0	0	0	0	0	262,824	0	0		
Total Member Ambulatory Encounters for Year:												
7. Physician	33	0	0	0	0	0	0	33	0	0		
8. Non-Physician	37	0	0	0	0	0	0	37	0	0		
9. Total	70	0	0	0	0	0	0	70	0	0		
10. Hospital Patient Days Incurred	355	0	0	0	0	0	0	355	0	0		
11. Number of Inpatient Admissions	51	0	0	0	0	0	0	51	0	0		
12. Health Premiums Written (b)	473,254,958	0	0	0	0	0	0	473,254,958	0	0		
13. Life Premiums Direct	0	0	0	0	0	0	0	0	0	0		
14. Property/Casualty Premiums Written	0	0	0	0	0	0	0	0	0	0		
15. Health Premiums Earned	473,163,887	0	0	0	0	0	0	473,163,887	0	0		
16. Property/Casualty Premiums Earned	0	0	0	0	0	0	0	0	0	0		
17. Amount Paid for Provision of Health Care Services.....	397,154,009	0	0	0	0	0	0	397,154,009	0	0		
18. Amount Incurred for Provision of Health Care Services	392,802,789	0	0	0	0	0	0	392,802,789	0	0		

(a) For health business: number of persons insured under PPO managed care products0 and number of persons insured under indemnity only products0 .

(b) For health premiums written: amount of Medicare Title XVIII exempt from state taxes or fees \$473,254,958



ANNUAL STATEMENT FOR THE YEAR 2021 OF THE Oxford Health Plans (NJ), Inc.

EXHIBIT OF PREMIUMS, ENROLLMENT AND UTILIZATION (a)

REPORT FOR: 1. CORPORATION

Oxford Health Plans (NJ), Inc.

2. Iselin, NJ

NAIC Group Code	0707	BUSINESS IN THE STATE OF		DURING THE YEAR							(LOCATION)	
		Rhode Island		2021							NAIC Company Code	
		1	Comprehensive (Hospital & Medical)		4	5	6	7	8	9	10	
	Total	2	3	Medicare Supplement	Vision Only	Dental Only	Federal Employees Health Benefit Plan	Title XVIII Medicare	Title XIX Medicaid	Other		
Total Members at end of:												
1. Prior Year	4,900	0	0	0	0	0	0	4,900	0	0		
2. First Quarter	5,611	0	0	0	0	0	0	5,611	0	0		
3. Second Quarter	5,919	0	0	0	0	0	0	5,919	0	0		
4. Third Quarter	6,314	0	0	0	0	0	0	6,314	0	0		
5. Current Year	6,544	0	0	0	0	0	0	6,544	0	0		
6. Current Year Member Months	71,995	0	0	0	0	0	0	71,995	0	0		
Total Member Ambulatory Encounters for Year:												
7. Physician	102,452	0	0	0	0	0	0	102,452	0	0		
8. Non-Physician	79,417	0	0	0	0	0	0	79,417	0	0		
9. Total	181,869	0	0	0	0	0	0	181,869	0	0		
10. Hospital Patient Days Incurred	8,103	0	0	0	0	0	0	8,103	0	0		
11. Number of Inpatient Admissions	1,159	0	0	0	0	0	0	1,159	0	0		
12. Health Premiums Written (b)	103,601,952	0	0	0	0	0	0	103,601,952	0	0		
13. Life Premiums Direct	0	0	0	0	0	0	0	0	0	0		
14. Property/Casualty Premiums Written	0	0	0	0	0	0	0	0	0	0		
15. Health Premiums Earned	103,636,375	0	0	0	0	0	0	103,636,375	0	0		
16. Property/Casualty Premiums Earned	0	0	0	0	0	0	0	0	0	0		
17. Amount Paid for Provision of Health Care Services.....	76,187,126	0	0	0	0	0	0	76,187,126	0	0		
18. Amount Incurred for Provision of Health Care Services	78,004,551	0	0	0	0	0	0	78,004,551	0	0		

(a) For health business: number of persons insured under PPO managed care products0 and number of persons insured under indemnity only products0 .

(b) For health premiums written: amount of Medicare Title XVIII exempt from state taxes or fees \$103,601,952



ANNUAL STATEMENT FOR THE YEAR 2021 OF THE Oxford Health Plans (NJ), Inc.

EXHIBIT OF PREMIUMS, ENROLLMENT AND UTILIZATION (a)

REPORT FOR: 1. CORPORATION

Oxford Health Plans (NJ), Inc.

2. Iselin, NJ

NAIC Group Code	0707	BUSINESS IN THE STATE OF	(LOCATION)									
			Grand Total		DURING THE YEAR				2021		NAIC Company Code	95506
			1	Comprehensive (Hospital & Medical)		4	5	6	7	8	9	10
Total	2	3	Medicare Supplement	Vision Only	Dental Only	Federal Employees Health Benefit Plan	Title XVIII Medicare	Title XIX Medicaid	Other			
Total Members at end of:												
1. Prior Year	54,362	0	345	0	0	0	0	54,017	0	0		
2. First Quarter	58,320	0	336	0	0	0	0	57,984	0	0		
3. Second Quarter	60,393	0	325	0	0	0	0	60,068	0	0		
4. Third Quarter	62,064	0	333	0	0	0	0	61,731	0	0		
5. Current Year	62,565	0	334	0	0	0	0	62,231	0	0		
6. Current Year Member Months	724,437	0	3,993	0	0	0	0	720,444	0	0		
Total Member Ambulatory Encounters for Year:												
7. Physician	951,999	0	4,372	0	0	0	0	947,627	0	0		
8. Non-Physician	478,066	0	388	0	0	0	0	477,678	0	0		
9. Total	1,430,065	0	4,760	0	0	0	0	1,425,305	0	0		
10. Hospital Patient Days Incurred	75,666	0	22,144	0	0	0	0	53,522	0	0		
11. Number of Inpatient Admissions	7,687	0	29	0	0	0	0	7,658	0	0		
12. Health Premiums Written (b)	1,223,028,074	0	1,400,483	0	0	0	0	1,221,627,591	0	0		
13. Life Premiums Direct	0	0	0	0	0	0	0	0	0	0		
14. Property/Casualty Premiums Written	0	0	0	0	0	0	0	0	0	0		
15. Health Premiums Earned	1,221,862,547	0	1,856,813	0	0	0	0	1,220,005,734	0	0		
16. Property/Casualty Premiums Earned	0	0	0	0	0	0	0	0	0	0		
17. Amount Paid for Provision of Health Care Services	982,408,337	(34,970)	1,609,239	0	0	0	0	980,834,068	0	0		
18. Amount Incurred for Provision of Health Care Services	972,454,053	(35,229)	1,386,808	0	0	0	0	971,102,474	0	0		

(a) For health business: number of persons insured under PPO managed care products0 and number of persons insured under indemnity only products0

(b) For health premiums written: amount of Medicare Title XVIII exempt from state taxes or fees \$1,221,627,591

30.GT

ANNUAL STATEMENT FOR THE YEAR 2021 OF THE Oxford Health Plans (NJ), Inc.

SCHEDULE S - PART 1 - SECTION 2

Reinsurance Assumed Accident and Health Insurance Listed by Reinsured Company as of December 31, Current Year

1 NAIC Company Code	2 ID Number	3 Effective Date	4 Name of Reinsured	5 Domiciliary Jurisdiction	6 Type of Reinsurance Assumed	7 Type of Business Assumed	8 Premiums	9 Unearned Premiums	10 Reserve Liability Other Than for Unearned Premiums	11 Reinsurance Payable on Paid and Unpaid Losses	12 Modified Coinsurance Reserve	13 Funds Withheld Under Coinsurance
NONE												
9999999 - Totals												

Schedule S - Part 3 - Section 2

NONE

Schedule S - Part 4

NONE

Schedule S - Part 4 - Bank Footnote

NONE

Schedule S - Part 5

NONE

Schedule S - Part 5 - Bank Footnote

NONE

Schedule S - Part 6

NONE

Schedule S - Part 7

NONE

Schedule T - Part 2 - Interstate Compact

N O N E

ANNUAL STATEMENT FOR THE YEAR 2021 OF THE Oxford Health Plans (NJ), Inc.

SCHEDULE Y
PART 1A - DETAIL OF INSURANCE HOLDING COMPANY SYSTEM

1	2	3	4	5	6	7	8	9	10	11	12	13	14	15	16
Group Code	Group Name	NAIC Company Code	ID Number	Federal RSSD	CIK	Name of Securities Exchange if Publicly Traded (U.S. or International)	Names of Parent, Subsidiaries Or Affiliates	Domiciliary Location	Relationship to Reporting Entity	Directly Controlled by (Name of Entity/Person)	Type of Control (Ownership, Board, Management, Attorney-in-Fact, Influence, Other)	If Control is Ownership Provide Percentage	Ultimate Controlling Entity(ies)/Person(s)	Is an SCA Filing Required? (Yes/No)	*
		.00000	98-1308130				1070715 B.C. Unlimited Liability Company	.CAN	NIA	OptumRx Group Holdings, Inc.	Ownership	100.000	UnitedHealth Group Incorporated	.NO	
		.00000	20-2904092				1st Avenue Pharmacy, Inc.	.VA	NIA	Genoa Healthcare LLC	Ownership	100.000	UnitedHealth Group Incorporated	.NO	
		.00000	27-2624551				310 Canyon Medical, LLC	.CA	NIA	Monarch Management Services, Inc.	Ownership	100.000	UnitedHealth Group Incorporated	.NO	
		.00000	45-2402948				4C Medical Group, PLC	.AZ	NIA	Greater Phoenix Collaborative Care, P.C.	Ownership	100.000	UnitedHealth Group Incorporated	.NO	1
		.00000	84-1900997				4C MSO LLC	.DE	NIA	Collaborative Care Holdings, LLC	Ownership	70.000	UnitedHealth Group Incorporated	.NO	
		.00000	35-2607738				5995 Minnetonka, LLC	.DE	NIA	UnitedHealthcare Insurance Company	Ownership	100.000	UnitedHealth Group Incorporated	.NO	
		.00000	22-3149900				A.G. Dikengil, Inc.	.NJ	NIA	Riverside Pediatric Group, P.C.	Ownership	100.000	UnitedHealth Group Incorporated	.NO	1
		.00000	27-0515438				ABCO International Holdings, LLC	.DE	NIA	The Advisory Board Company	Ownership	100.000	UnitedHealth Group Incorporated	.NO	
		.00000	85-4328419				AbleTo Behavioral Health Services of Michigan, P.C.	.MI	NIA	Physician(s) Owned	Influence	0.000	UnitedHealth Group Incorporated	.NO	1
		.00000	85-4306375				AbleTo Behavioral Health Services of New Jersey, P.C.	.NJ	NIA	Physician(s) Owned	Influence	0.000	UnitedHealth Group Incorporated	.NO	1
		.00000	47-5519672				AbleTo Behavioral Health Services, P.C.	.CT	NIA	Physician(s) Owned	Influence	0.000	UnitedHealth Group Incorporated	.NO	1
		.00000	85-0739865				AbleTo Licensed Clinical Social Worker Services, P.C.	.CA	NIA	Physician(s) Owned	Influence	0.000	UnitedHealth Group Incorporated	.NO	1
		.00000	46-2468224				AbleTo, Inc.	.DE	NIA	Avery Parent Holdings, Inc.	Ownership	100.000	UnitedHealth Group Incorporated	.NO	
		.00000	26-3329157				Accurate Rx Pharmacy Consulting, LLC	.MO	NIA	Diplomat Pharmacy, Inc.	Ownership	100.000	UnitedHealth Group Incorporated	.NO	
		.00000	41-1913523				ACN Group IPA of New York, Inc.	.NY	NIA	OptumHealth Care Solutions, LLC	Ownership	100.000	UnitedHealth Group Incorporated	.NO	
		.00000	27-0015861				ACN Group of California, Inc.	.CA	IA	OptumHealth Care Solutions, LLC	Ownership	100.000	UnitedHealth Group Incorporated	.NO	
		.00000	98-1446128				Administradora Clínica La Colina S.A.S.	.COL	NIA	CDC Holdings Colombia S.A.S.	Ownership	50.000	UnitedHealth Group Incorporated	.NO	
		.00000	98-1446128				Administradora Clínica La Colina S.A.S.	.COL	NIA	Banmedica Internacional SpA	Ownership	50.000	UnitedHealth Group Incorporated	.NO	
		.00000	98-1446125				Administradora Country S.A.S.	.COL	NIA	Banmedica Internacional SpA	Ownership	50.000	UnitedHealth Group Incorporated	.NO	
		.00000	98-1446125				Administradora Country S.A.S.	.COL	NIA	CDC Holdings Colombia S.A.S.	Ownership	50.000	UnitedHealth Group Incorporated	.NO	
		.00000	98-1451601				Administradora Médica Centromed S.A.	.CHL	NIA	Vida Integra S.p.A.	Ownership	76.750	UnitedHealth Group Incorporated	.NO	
		.00000	20-1310827				Advanced Surgery Center of Clifton, LLC	.NJ	NIA	SCA Clifton, LLC	Ownership	74.100	UnitedHealth Group Incorporated	.NO	
		.00000	47-5144859				Advanced Surgical Center, LLC	.TX	NIA	SCA Duncannon Holdings, LLC	Ownership	51.000	UnitedHealth Group Incorporated	.NO	
		.00000	26-4093335				Advanced Surgical Hospital, LLC	.PA	NIA	SCA Southwestern PA, LLC	Ownership	50.452	UnitedHealth Group Incorporated	.NO	
		.00000	47-5337115				Advocate Condell Ambulatory Surgery Center, LLC	.IL	NIA	Advocate-SCA Partners, LLC	Ownership	51.000	UnitedHealth Group Incorporated	.NO	
		.00000	36-4437931				Advocate Southwest Ambulatory Surgery Center, LLC	.IL	NIA	Advocate-SCA Partners, LLC	Ownership	71.000	UnitedHealth Group Incorporated	.NO	
		.00000	47-4012497				Advocate-SCA Partners, LLC	.DE	NIA	SCA-Illinois, LLC	Ownership	51.000	UnitedHealth Group Incorporated	.NO	
		.00000	45-4171713				AHN Accountable Care Organization, LLC	.IN	NIA	American Health Network of Indiana, LLC	Ownership	100.000	UnitedHealth Group Incorporated	.NO	1
		.00000	35-2109566				AHN Central Services, LLC	.IN	NIA	AHN Target Holdings, LLC	Ownership	100.000	UnitedHealth Group Incorporated	.NO	
		.00000	35-2582899				AHN Target Holdings, LLC	.DE	NIA	Collaborative Care Holdings, LLC	Ownership	80.100	UnitedHealth Group Incorporated	.NO	
		.00000	98-1447435				Aliansalud Entidad Promotora de Salud S.A.	.COL	NIA	Banmedica S.A.	Ownership	76.290	UnitedHealth Group Incorporated	.NO	
		.00000	98-1447435				Aliansalud Entidad Promotora de Salud S.A.	.COL	NIA	Constructora Inmobiliaria Magapoq S.A.	Ownership	1.000	UnitedHealth Group Incorporated	.NO	
.0707	UnitedHealth Group Incorporated	82406	35-1665915				All Savers Insurance Company	.IN	IA	Golden Rule Financial Corporation	Ownership	100.000	UnitedHealth Group Incorporated	.NO	
		.73130	35-1744596				All Savers Life Insurance Company of California	.CA	IA	Golden Rule Financial Corporation	Ownership	100.000	UnitedHealth Group Incorporated	.NO	
.0707	UnitedHealth Group Incorporated	.00000	27-1367127				Alliance Surgical Center, LLC	.FL	NIA	SCA-Alliance, LLC	Ownership	51.000	UnitedHealth Group Incorporated	.NO	
		.00000	27-1367127				Alliance Surgical Center, LLC	.FL	NIA	Endoscopy Center Affiliates, Inc.	Ownership	3.500	UnitedHealth Group Incorporated	.NO	
		.00000	87-2158427				Allina Health Heart and Vascular Surgery Center, LLC	.MN	NIA	WestHealth JV Holdings, LLC	Ownership	100.000	UnitedHealth Group Incorporated	.NO	2
		.00000	87-1746250				Allina Health Surgery Center-Brooklyn Park, LLC	.MN	NIA	WestHealth JV Holdings, LLC	Ownership	51.000	UnitedHealth Group Incorporated	.NO	2
		.00000	63-1231942				Aloha Surgical Center, LLC	.TN	NIA	Surgery Center of Maui, LLC	Ownership	66.000	UnitedHealth Group Incorporated	.NO	
		.00000	65-1095227				Ambient Healthcare, Inc.	.FL	NIA	Ambient Holdings, Inc.	Ownership	100.000	UnitedHealth Group Incorporated	.NO	
		.00000	45-2161438				Ambient Holdings, Inc.	.DE	NIA	Optum Infusion Services 500, Inc.	Ownership	100.000	UnitedHealth Group Incorporated	.NO	
		.00000	45-4770582				American Health Network of Indiana Care Organization, LLC	.IN	NIA	AHN Target Holdings, LLC	Ownership	100.000	UnitedHealth Group Incorporated	.NO	
		.00000	35-1930805				American Health Network of Indiana II, LLC	.IN	NIA	AHN Target Holdings, LLC	Ownership	100.000	UnitedHealth Group Incorporated	.NO	
		.00000	35-2108729				American Health Network of Indiana, LLC	.IN	NIA	Physician(s) Owned	Influence	0.000	UnitedHealth Group Incorporated	.NO	1
		.00000	85-2849994				American Health Network of Kentucky, LLC	.KY	NIA	AHN Target Holdings, LLC	Ownership	100.000	UnitedHealth Group Incorporated	.NO	

ANNUAL STATEMENT FOR THE YEAR 2021 OF THE Oxford Health Plans (NJ), Inc.

SCHEDULE Y
PART 1A - DETAIL OF INSURANCE HOLDING COMPANY SYSTEM

1	2	3	4	5	6	7	8	9	10	11	12	13	14	15	16
Group Code	Group Name	NAIC Company Code	ID Number	Federal RSSD	CIK	Name of Securities Exchange if Publicly Traded (U.S. or International)	Names of Parent, Subsidiaries Or Affiliates	Domiciliary Location	Relationship to Reporting Entity	Directly Controlled by (Name of Entity/Person)	Type of Control (Ownership, Board, Management, Attorney-in-Fact, Influence, Other)	If Control is Ownership Provide Percentage	Ultimate Controlling Entity(ies)/Person(s)	Is an SCA Filing Required? (Yes/No)	*
0707	UnitedHealth Group Incorporated	00000	45-4132160				American Health Network of Ohio Care Organization, LLC	OH	NIA	AHN Target Holdings, LLC	Ownership	100.000	UnitedHealth Group Incorporated	NO	
		00000	31-1424956				American Health Network of Ohio II, LLC	OH	NIA	AHN Target Holdings, LLC	Ownership	100.000	UnitedHealth Group Incorporated	NO	
		00000	31-1424957				American Health Network of Ohio, LLC	OH	NIA	AHN Target Holdings, LLC	Ownership	100.000	UnitedHealth Group Incorporated	NO	
		00000	54-1743136				AmeriChoice Corporation	DE	NIA	UnitedHealth Group Incorporated	Ownership	100.000	UnitedHealth Group Incorporated	NO	
		95497	22-3368602				AmeriChoice of New Jersey, Inc.	NJ	IA	AmeriChoice Corporation	Ownership	100.000	UnitedHealth Group Incorporated	NO	
		00000	98-1108620				Amico Saúde Ltda.	BRA	NIA	Cemed Care – Empresa de Atendimento Clínico Geral Ltda.	Ownership	0.848	UnitedHealth Group Incorporated	NO	
		00000	98-1108620				Amico Saúde Ltda.	BRA	NIA	Santa Helena Assistência Médica S.A.	Ownership	99.152	UnitedHealth Group Incorporated	NO	
		00000					Amil Assistência Médica Internacional S.A.	BRA	NIA	UHG Brasil Participações S.A.	Ownership	7.015	UnitedHealth Group Incorporated	NO	
		00000	98-1138212				AMIL International S.á.r.l.	LUX	NIA	Amil Assistência Médica Internacional S.A.	Ownership	100.000	UnitedHealth Group Incorporated	NO	
		00000	98-1454564				Análisis Clínicos ML S.A.C.	PER	NIA	Pacífico S.A. Entidad Prestadora de Salud Esho – Empresa de Servicios Hospitalares	Ownership	100.000	UnitedHealth Group Incorporated	NO	
		00000					Angiografia e Hemodinâmica Madre Theodora Ltda.	BRA	NIA	S.A.	Ownership	51.000	UnitedHealth Group Incorporated	NO	
		00000	82-5124069				Anne Arundel-SCA Holdings, LLC	MD	NIA	SCA-Anne Arundel, LLC	Ownership	33.340	UnitedHealth Group Incorporated	NO	2
		00000	82-4763728				Anne Arundel-SCA Surgicenter, LLC	MD	NIA	Anne Arundel-SCA Holdings, LLC	Ownership	62.260	UnitedHealth Group Incorporated	NO	2
		00000	36-4210293				Antelope Valley Surgery Center, L.P.	CA	NIA	NSC Lancaster, LLC	Ownership	90.494	UnitedHealth Group Incorporated	NO	
		00000	26-3913051				Apothecary Holdings, Inc.	DE	NIA	OptumRx Holdings, LLC	Ownership	100.000	UnitedHealth Group Incorporated	NO	
		00000	14-1890491				AppleCare Hospitalists Medical Group, Inc.	CA	NIA	Physician(s) Owned	Influence	0.000	UnitedHealth Group Incorporated	NO	1
		00000	45-2852872				AppleCare Medical ACO, LLC	CA	NIA	AppleCare Medical Group, Inc.	Ownership	100.000	UnitedHealth Group Incorporated	NO	1
		00000	33-0845269				AppleCare Medical Group St. Francis, Inc.	CA	NIA	Physician(s) Owned	Influence	0.000	UnitedHealth Group Incorporated	NO	1
		00000	33-0898174				AppleCare Medical Group, Inc.	CA	NIA	Physician(s) Owned	Influence	0.000	UnitedHealth Group Incorporated	NO	1
		00000	27-2068687				AppleCare Medical Management, LLC	DE	NIA	Collaborative Care Holdings, LLC	Ownership	100.000	UnitedHealth Group Incorporated	NO	
		00000					APS – Assistência Personalizada à Saúde Ltda.	BRA	NIA	Santa Helena Assistência Médica S.A.	Ownership	100.000	UnitedHealth Group Incorporated	NO	
		00000					APS – Assistência Personalizada à Saúde Ltda.	BRA	NIA	Amil Assistência Médica Internacional S.A.	Ownership	0.000	UnitedHealth Group Incorporated	NO	
		00000	98-1399975				Aquitania Chilean Holding SpA	CHL	NIA	Bordeaux UK Holdings II Limited	Ownership	100.000	UnitedHealth Group Incorporated	NO	
		00000	87-2065975				Arcadia JV Holdings, LLC	DE	NIA	Surgicenters of Southern California, Inc.	Ownership	51.000	UnitedHealth Group Incorporated	NO	
		00000	75-2285078				Arcadia Outpatient Surgery Center, L.P.	CA	NIA	Arcadia JV Holdings, LLC	Ownership	51.000	UnitedHealth Group Incorporated	NO	2
		00000	75-2285078				Arcadia Outpatient Surgery Center, L.P.	CA	NIA	Surgicenters of Southern California, Inc.	Ownership	24.500	UnitedHealth Group Incorporated	NO	2
		00000	86-3124559				ArchWell Health MSO, LLC	DE	NIA	ArchWell Health, LLC	Ownership	100.000	UnitedHealth Group Incorporated	NO	
		00000	86-3278602				ArchWell Health Professional Services Holding Co.	DE	NIA	Physician(s) Owned	Influence	0.000	UnitedHealth Group Incorporated	NO	1
		00000	86-3152173				ArchWell Health Professional Services of Alabama, LLC	AL	NIA	ArchWell Health Professional Services Holding Co.	Ownership	100.000	UnitedHealth Group Incorporated	NO	1
		00000	87-2986923				Archwell Health Professional Services of Arizona, LLC	AZ	NIA	ArchWell Health Professional Services Holding Co.	Ownership	100.000	UnitedHealth Group Incorporated	NO	1
		00000	86-3241870				Archwell Health Professional Services of Kansas, P.A.	KS	NIA	Physician(s) Owned	Influence	0.000	UnitedHealth Group Incorporated	NO	1
		00000	87-3065955				Archwell Health Professional Services of Nebraska, LLC	NE	NIA	ArchWell Health Professional Services Holding Co.	Ownership	100.000	UnitedHealth Group Incorporated	NO	1
		00000	86-3222071				Archwell Health Professional Services of North Carolina, P.C.	NC	NIA	Physician(s) Owned	Influence	0.000	UnitedHealth Group Incorporated	NO	1
		00000	86-3190019				Archwell Health Professional Services of Oklahoma, LLC	OK	NIA	ArchWell Health Professional Services Holding Co.	Ownership	100.000	UnitedHealth Group Incorporated	NO	1
		00000	85-0496329				ArchWell Health, LLC	DE	NIA	Optum Growth Partners, LLC	Ownership	99.600	UnitedHealth Group Incorporated	NO	
		00000	46-4843100				Arise Physician Group	TX	NIA	SCA Austin Holdings, LLC	Ownership	100.000	UnitedHealth Group Incorporated	NO	
		00000	86-0813232				Arizona Physicians IPA, Inc.	AZ	IA	UnitedHealthcare, Inc.	Ownership	100.000	UnitedHealth Group Incorporated	NO	
		00000	75-2055800				Arlington Surgery Center, LLC	TX	NIA	Surgical Care Affiliates, LLC	Influence	0.000	UnitedHealth Group Incorporated	NO	
		00000	33-0658815				ARTA Western California, Inc.	CA	NIA	Physician(s) Owned	Influence	0.000	UnitedHealth Group Incorporated	NO	1
		00000	46-3907136				ASC Holdings of New Jersey, LLC	NJ	NIA	SC Affiliates, LLC	Ownership	80.410	UnitedHealth Group Incorporated	NO	
00000	95-4348431				ASC Network, LLC	DE	NIA	Surgical Care Affiliates, LLC	Ownership	100.000	UnitedHealth Group Incorporated	NO			

ANNUAL STATEMENT FOR THE YEAR 2021 OF THE Oxford Health Plans (NJ), Inc.

SCHEDULE Y
PART 1A - DETAIL OF INSURANCE HOLDING COMPANY SYSTEM

1	2	3	4	5	6	7	8	9	10	11	12	13	14	15	16
Group Code	Group Name	NAIC Company Code	ID Number	Federal RSSD	CIK	Name of Securities Exchange if Publicly Traded (U.S. or International)	Names of Parent, Subsidiaries Or Affiliates	Domi-ciliary Location	Relation-ship to Reporting Entity	Directly Controlled by (Name of Entity/Person)	Type of Control (Ownership, Board, Management, Attorney-in-Fact, Influence, Other)	If Control is Ownership Provide Percentage	Ultimate Controlling Entity(ies)/Person(s)	Is an SCA Filing Re-quired? (Yes/No)	*
		.00000	04-3403101				Aspectus, Inc.	MA	NIA	Reliant Medical Group, Inc.	Ownership	100.000	UnitedHealth Group Incorporated	NO	1
		.00000					Associação Lusíadas Knowledge Center – Health Education and Research	PRT	NIA	CLISA – Clínica de Santo António, S.A.	Ownership	25.000	UnitedHealth Group Incorporated	NO	
		.00000					Associação Lusíadas Knowledge Center – Health Education and Research	PRT	NIA	Lusíadas, SGPS, S.A.	Ownership	25.000	UnitedHealth Group Incorporated	NO	
		.00000					Associação Lusíadas Knowledge Center – Health Education and Research	PRT	NIA	Lusíadas, S.A.	Ownership	25.000	UnitedHealth Group Incorporated	NO	
		.00000					Associação Lusíadas Knowledge Center – Health Education and Research	PRT	NIA	Clínica Médico Cirúrgica de Santa Tecla, S.A.	Ownership	25.000	UnitedHealth Group Incorporated	NO	
		.00000	87-1477698				ASV-HOPCo-SCA Cornerstone, LLC	FL	NIA	PPH Holdings, LLC	Ownership	100.000	UnitedHealth Group Incorporated	NO	
		.00000					ASV-HOPCo-SCA Florida, LLC	FL	NIA	SCA-First Coast, LLC	Ownership	39.220	UnitedHealth Group Incorporated	NO	2
		.00000	47-0990056				Audax Health Solutions, LLC	DE	NIA	Rally Health, Inc.	Ownership	100.000	UnitedHealth Group Incorporated	NO	
		.00000	87-1746405				Aventura Medical Tower Surgery Center, LLC	FL	NIA	SC Affiliates, LLC	Ownership	100.000	UnitedHealth Group Incorporated	NO	
		.00000	84-5191428				Avery Parent Holdings, Inc.	DE	NIA	OptumHealth Holdings, LLC	Ownership	91.265	UnitedHealth Group Incorporated	NO	
		.00000	20-4057813				Aveta Inc.	DE	NIA	Collaborative Care Holdings, LLC	Ownership	100.000	UnitedHealth Group Incorporated	NO	
		.00000	30-0842394				AxelaCare Intermediate Holdings, LLC	DE	NIA	OptumRx, Inc.	Ownership	100.000	UnitedHealth Group Incorporated	NO	
		.00000	61-1708598				AxelaCare, LLC	DE	NIA	AxelaCare Intermediate Holdings, LLC	Ownership	100.000	UnitedHealth Group Incorporated	NO	
		.00000	72-1097827				B.R.A.S.S. Partnership in Commendam	LA	NIA	Surgery Center Holding, LLC	Ownership	61.190	UnitedHealth Group Incorporated	NO	
		.00000	98-1462787				Banmédica Colombia S.A.S.	COL	NIA	Banmédica Internacional SpA	Ownership	100.000	UnitedHealth Group Incorporated	NO	
		.00000	98-1444151				Banmédica Internacional SpA	CHL	NIA	Saden S.A.	Ownership	1.000	UnitedHealth Group Incorporated	NO	
		.00000	98-1444151				Banmédica Internacional SpA	CHL	NIA	Banmédica S.A.	Ownership	99.000	UnitedHealth Group Incorporated	NO	
		.00000	98-1444127				Banmédica S.A.	CHL	NIA	Bordeaux Holding SpA	Ownership	99.390	UnitedHealth Group Incorporated	NO	
		.00000	47-2083076				Beach Surgical Holdings II, LLC	CA	NIA	SCA Surgicare of Laguna Hills, LLC	Ownership	49.000	UnitedHealth Group Incorporated	NO	2
		.00000	47-4504390				Beach Surgical Holdings III, LLC	CA	NIA	Surgicare of La Veta, Inc.	Ownership	61.730	UnitedHealth Group Incorporated	NO	
		.00000	37-1708521				Beach Surgical Holdings LLC	CA	NIA	SCA Surgicare of Laguna Hills, LLC	Ownership	49.000	UnitedHealth Group Incorporated	NO	2
		.00000								MH Physician Three Holdco, a Medical Corporation	Ownership	100.000	UnitedHealth Group Incorporated	NO	1
		.00000	33-0645967				Beaver Medical Group, P.C.	CA	NIA	Corporation	Ownership	100.000	UnitedHealth Group Incorporated	NO	1
		.00000	88-0267857				Behavioral Healthcare Options, Inc.	NV	NIA	Sierra Health Services, Inc.	Ownership	100.000	UnitedHealth Group Incorporated	NO	
		.00000					Benefit Administration for the Self Employed, L.L.C.	IA	NIA	HealthMarkets, LLC	Ownership	100.000	UnitedHealth Group Incorporated	NO	
		.00000	42-1485537				Benefitter Insurance Solutions, Inc.	DE	NIA	HealthMarkets Insurance Agency, Inc.	Ownership	100.000	UnitedHealth Group Incorporated	NO	
		.00000	46-1134506				Bergen-Passaic Cataract Laser and Surgery Center, LLC	DE	NIA	Virtua-SCA Holdings, LLC	Ownership	56.131	UnitedHealth Group Incorporated	NO	2
		.00000	22-2848531				Better Health Value Network, LLC	VA	NIA	Physician(s) Owned	Influence	0.000	UnitedHealth Group Incorporated	NO	1
		.00000	47-4349079				Bexar Imaging Center, LLC	TX	NIA	WellMed Networks, Inc.	Ownership	100.000	UnitedHealth Group Incorporated	NO	1
		.00000	22-3858211				Bind LH Holdings, Inc.	DE	NIA	United HealthCare Services, Inc.	Ownership	100.000	UnitedHealth Group Incorporated	NO	
		.00000					Bind Re, Inc.	AZ	NIA	Bind Benefits, Inc.	Ownership	100.000	UnitedHealth Group Incorporated	NO	
		.00000								Birmingham Outpatient Surgical Center, LLC	Ownership	100.000	UnitedHealth Group Incorporated	NO	
		.00000	63-0984076				Birmingham Outpatient Surgery Center, Ltd.	AL	NIA		Ownership	30.678	UnitedHealth Group Incorporated	NO	2
		.00000	63-0847380				Birmingham Outpatient Surgical Center, LLC	DE	NIA	Surgery Center Holding, LLC	Ownership	100.000	UnitedHealth Group Incorporated	NO	
		.00000	47-4758895				Bloomfield ASC, LLC	CT	NIA	SCA Bloomfield Holdings, LLC	Ownership	49.000	UnitedHealth Group Incorporated	NO	2
		.00000	62-1530122				Blue Ridge Day Surgery Center, L.P.	TN	NIA	Blue Ridge GP, LLC	Ownership	35.635	UnitedHealth Group Incorporated	NO	2
		.00000	27-2241593				Blue Ridge GP, LLC	NC	NIA	SCA-Blue Ridge, LLC	Ownership	100.000	UnitedHealth Group Incorporated	NO	
		.00000	37-1945431				Blue Ridge Properties, LLC	DE	NIA	Blue Ridge GP, LLC	Ownership	38.208	UnitedHealth Group Incorporated	NO	2
		.00000	65-0241934				Boca Raton Outpatient Surgery & Laser Center, LTD.	FL	NIA	Surgery Center of Boca Raton, Inc.	Ownership	24.000	UnitedHealth Group Incorporated	NO	2
		.00000	98-1396690				Bordeaux (Barbados) Holdings I, SRL	BRB	NIA	FrontierMEDEX US, Inc.	Ownership	100.000	UnitedHealth Group Incorporated	NO	
		.00000	98-1396559				Bordeaux (Barbados) Holdings II, SRL	BRB	NIA	Bordeaux (Barbados) Holdings I, SRL	Ownership	100.000	UnitedHealth Group Incorporated	NO	
		.00000	98-1403634				Bordeaux (Barbados) Holdings III, S.r.l.	BRB	NIA	UHG Holdings UK IV Limited	Ownership	100.000	UnitedHealth Group Incorporated	NO	
		.00000	98-1398490				Bordeaux Holding SpA	CHL	NIA	Aquitania Chilean Holding SpA	Ownership	100.000	UnitedHealth Group Incorporated	NO	
		.00000	82-3147824				Bordeaux International Holdings, Inc.	DE	NIA	UnitedHealth Group Incorporated	Ownership	100.000	UnitedHealth Group Incorporated	NO	
		.00000	98-1390574				Bordeaux UK Holdings I Limited	GBR	NIA	FrontierMEDEX US, Inc.	Ownership	96.705	UnitedHealth Group Incorporated	NO	
		.00000	98-1390574				Bordeaux UK Holdings I Limited	GBR	NIA	Bordeaux International Holdings, Inc.	Ownership	3.295	UnitedHealth Group Incorporated	NO	
		.00000	98-1391914				Bordeaux UK Holdings II Limited	GBR	NIA	Bordeaux UK Holdings I Limited	Ownership	100.000	UnitedHealth Group Incorporated	NO	

ANNUAL STATEMENT FOR THE YEAR 2021 OF THE Oxford Health Plans (NJ), Inc.

SCHEDULE Y
PART 1A - DETAIL OF INSURANCE HOLDING COMPANY SYSTEM

1	2	3	4	5	6	7	8	9	10	11	12	13	14	15	16
Group Code	Group Name	NAIC Company Code	ID Number	Federal RSSD	CIK	Name of Securities Exchange if Publicly Traded (U.S. or International)	Names of Parent, Subsidiaries Or Affiliates	Domiciliary Location	Relationship to Reporting Entity	Directly Controlled by (Name of Entity/Person)	Type of Control (Ownership, Board, Management, Attorney-in-Fact, Influence, Other)	If Control is Ownership Provide Percentage	Ultimate Controlling Entity(ies)/Person(s)	Is an SCA Filing Required? (Yes/No)	*
		.0000	98-1389224				Bordeaux UK Holdings III Limited	.GBR	NIA	Bordeaux UK Holdings II Limited	Ownership	100.000	UnitedHealth Group Incorporated	.NO	
		.0000	98-1112673				Bosque Medical Center Ltda.	.BRA	NIA	Amil Assistência Médica Internacional S.A.	Ownership	83.089	UnitedHealth Group Incorporated	.NO	
		.0000	98-1112673				Bosque Medical Center Ltda.	.BRA	NIA	Esho – Empresa de Serviços Hospitalares S.A.	Ownership	16.911	UnitedHealth Group Incorporated	.NO	
		.0000	20-2387834				Brandon Ambulatory Surgery Center, LC	.FL	NIA	SCA-Brandon, LLC	Ownership	95.880	UnitedHealth Group Incorporated	.NO	
		.0000	20-2387834				Brandon Ambulatory Surgery Center, LC	.FL	NIA	Endoscopy Center Affiliates, Inc.	Ownership	1.000	UnitedHealth Group Incorporated	.NO	
		.0000	20-2387834				Brandon Ambulatory Surgery Center, LC	.FL	NIA	SC Affiliates, LLC	Ownership	3.120	UnitedHealth Group Incorporated	.NO	
		.0000	90-0884047				BriovaRx Infusion Services 102, LLC	.DE	NIA	Optum Infusion Services 500, Inc.	Ownership	100.000	UnitedHealth Group Incorporated	.NO	
		.0000	11-3647935				BriovaRx of Florida, Inc.	.DE	NIA	OptumRx PBM of Illinois, Inc.	Ownership	100.000	UnitedHealth Group Incorporated	.NO	
		.0000	01-0516051				BriovaRx of Maine, Inc.	.ME	NIA	OptumRx PBM of Illinois, Inc.	Ownership	100.000	UnitedHealth Group Incorporated	.NO	
		.0000	27-3331130				BriovaRx of Massachusetts, LLC	.MA	NIA	OptumRx PBM of Illinois, Inc.	Ownership	100.000	UnitedHealth Group Incorporated	.NO	
		.0000	47-4278378				Cabin Enterprises, LLC	.DE	NIA	Cabin Holdings, LLC	Ownership	100.000	UnitedHealth Group Incorporated	.NO	
		.0000	47-4264867				Cabin Holdings, LLC	.DE	NIA	UnitedHealthCare Services, Inc.	Ownership	100.000	UnitedHealth Group Incorporated	.NO	
		.0000	20-1711131				California Medical Group Insurance Company, Risk Retention Group	.AZ	NIA	OptumCare Management, LLC	Ownership	67.010	UnitedHealth Group Incorporated	.NO	
		.0000	81-0881243				California Spring Holdings, PC	.CA	NIA	Physician(s) Owned	Influence	0.000	UnitedHealth Group Incorporated	.NO	.1
		.0000	52-1597478				Camp Hill Ambulatory Centers	.PA	NIA	Camp Hill-SCA Centers, LLC	Ownership	99.000	UnitedHealth Group Incorporated	.NO	.2
		.0000	52-1597478				Camp Hill Ambulatory Centers	.PA	NIA	Endoscopy Center Affiliates, Inc.	Ownership	1.000	UnitedHealth Group Incorporated	.NO	.2
		.0000	52-1597484				Camp Hill-SCA Centers, LLC	.DE	NIA	SC Affiliates, LLC	Ownership	100.000	UnitedHealth Group Incorporated	.NO	
		.0000	27-3955254				Capital City Medical Group, L.L.C.	.LA	NIA	UnitedHealthcare, Inc.	Ownership	100.000	UnitedHealth Group Incorporated	.NO	
		.0000	20-8375685				Cardinal Holding Company, LLC	.DE	NIA	Collaborative Care Holdings, LLC	Ownership	100.000	UnitedHealth Group Incorporated	.NO	
		.0000	20-8375685				Care Improvement Plus Group Management, LLC	.MD	NIA	XLHealth Corporation	Ownership	100.000	UnitedHealth Group Incorporated	.NO	
.0707	UnitedHealth Group Incorporated	.12558	45-4976934				Care Improvement Plus of Texas Insurance Company	.TX	.IA	XLHealth Corporation	Ownership	100.000	UnitedHealth Group Incorporated	.NO	
.0707	UnitedHealth Group Incorporated	.12567	20-3888112				Care Improvement Plus South Central Insurance Company	.AR	.IA	XLHealth Corporation	Ownership	100.000	UnitedHealth Group Incorporated	.NO	
.0707	UnitedHealth Group Incorporated	.14041	27-5038136				Care Improvement Plus Wisconsin Insurance Company	.WI	.IA	XLHealth Corporation	Ownership	100.000	UnitedHealth Group Incorporated	.NO	
		.0000	83-0585009				Care Logistics, LLC	.DE	NIA	Penzo Enterprises, LLC	Ownership	100.000	UnitedHealth Group Incorporated	.NO	
		.0000					CareMount Dental Member, LLC	.DE	NIA	CareMount Health Solutions, LLC	Ownership	100.000	UnitedHealth Group Incorporated	.NO	
		.0000					CareMount Health Solutions ACO, LLC	.NY	NIA	CareMount Medical, P.C.	Ownership	100.000	UnitedHealth Group Incorporated	.NO	.1
		.0000	83-3555743				CareMount Health Solutions Employer, LLC	.DE	NIA	CareMount Holding, LLC	Ownership	1.000	UnitedHealth Group Incorporated	.NO	
		.0000	83-3555743				CareMount Health Solutions Employer, LLC	.DE	NIA	CareMount Health Solutions, LLC	Ownership	99.000	UnitedHealth Group Incorporated	.NO	
		.0000	38-4103290				CareMount Health Solutions, LLC	.DE	NIA	Collaborative Care Holdings, LLC	Ownership	16.320	UnitedHealth Group Incorporated	.NO	
		.0000	38-4103290				CareMount Health Solutions, LLC	.DE	NIA	Cardinal Holding Company, LLC	Ownership	63.680	UnitedHealth Group Incorporated	.NO	
		.0000	82-1419537				CareMount Holding, LLC	.NY	NIA	CareMount Health Solutions, LLC	Ownership	100.000	UnitedHealth Group Incorporated	.NO	
		.0000	13-3544120				CareMount Medical, P.C.	.NY	NIA	Physician(s) Owned	Influence	0.000	UnitedHealth Group Incorporated	.NO	.1
		.0000					CareMount Value Partners IPA, LLC	.NY	NIA	CareMount Health Solutions, LLC	Ownership	100.000	UnitedHealth Group Incorporated	.NO	
		.0000	98-1328471				Casa de Saúde Santa Therezinha Ltda.	.BRA	NIA	Esho – Empresa de Serviços Hospitalares S.A.	Ownership	0.000	UnitedHealth Group Incorporated	.NO	
		.0000	98-1328471				Casa de Saúde Santa Therezinha Ltda.	.BRA	NIA	Hospital Alvorada Taguatinga Ltda.	Ownership	100.000	UnitedHealth Group Incorporated	.NO	
		.0000	82-5207935				Castle Rock SurgiCenter, LLC	.CO	NIA	SCA-Castle Rock, LLC	Ownership	51.000	UnitedHealth Group Incorporated	.NO	
		.0000	82-5207935				Castle Rock SurgiCenter, LLC	.CO	NIA	SC Affiliates, LLC	Ownership	2.000	UnitedHealth Group Incorporated	.NO	
		.0000	20-5807941				Catalyst360, LLC	.DE	NIA	Optum Services, Inc.	Ownership	100.000	UnitedHealth Group Incorporated	.NO	
		.0000	98-1325466				Catamaran 2 Unlimited Company	.IRL	NIA	UnitedHealthcare International VIII S.à r.l.	Ownership	100.000	UnitedHealth Group Incorporated	.NO	
		.0000					Catamaran Finance (Ireland) Unlimited Company	.IRL	NIA	Catamaran S.à.r.l.	Ownership	100.000	UnitedHealth Group Incorporated	.NO	
		.0000	98-1069737				Catamaran S.à.r.l.	.LUX	NIA	UnitedHealthcare International II S.à.r.l.	Ownership	100.000	UnitedHealth Group Incorporated	.NO	
		.0000	82-1715584				CCEC Anesthesia Management, LLC	.TX	NIA	Corpus Christi Endoscopy Center, L.L.P.	Ownership	100.000	UnitedHealth Group Incorporated	.NO	.2
		.0000					CDC Holdings Colombia S.A.S.	.COL	NIA	Bordeaux UK Holdings II Limited	Ownership	100.000	UnitedHealth Group Incorporated	.NO	
		.0000	85-3868373				Cedar Park JV Partners, LLC	.TX	NIA	SCA Cedar Park Holdings, LLC	Ownership	43.700	UnitedHealth Group Incorporated	.NO	.2

ANNUAL STATEMENT FOR THE YEAR 2021 OF THE Oxford Health Plans (NJ), Inc.

SCHEDULE Y
PART 1A - DETAIL OF INSURANCE HOLDING COMPANY SYSTEM

1	2	3	4	5	6	7	8	9	10	11	12	13	14	15	16
Group Code	Group Name	NAIC Company Code	ID Number	Federal RSSD	CIK	Name of Securities Exchange if Publicly Traded (U.S. or International)	Names of Parent, Subsidiaries Or Affiliates	Domiciliary Location	Relationship to Reporting Entity	Directly Controlled by (Name of Entity/Person)	Type of Control (Ownership, Board, Management, Attorney-in-Fact, Influence, Other)	If Control is Ownership Provide Percentage	Ultimate Controlling Entity(ies)/Person(s)	Is an SCA Filing Required? (Yes/No)	*
		.0000	27-2533497				Cedar Park Surgery Center, LLC	TX	NIA	Cedar Park JV Partners, LLC	Ownership	35.500	UnitedHealth Group Incorporated	NO	2
		.0000	27-2533497				Cedar Park Surgery Center, LLC	TX	NIA	SCA Cedar Park Holdings, LLC	Ownership	19.660	UnitedHealth Group Incorporated	NO	2
		.0000	98-1111491				Cemed Care – Empresa de Atendimento Clínico Geral Ltda.	BRA	NIA	Anil Assistência Médica Internacional S.A.	Ownership	100.000	UnitedHealth Group Incorporated	NO	
		.0000	98-1111491				Cemed Care – Empresa de Atendimento Clínico Geral Ltda.	BRA	NIA	Esho – Empresa de Serviços Hospitalares S.A.	Ownership	0.000	UnitedHealth Group Incorporated	NO	
		.0000					Center for Quality Improvement, LLC	DE	NIA	OptumRx Holdings, LLC	Ownership	100.000	UnitedHealth Group Incorporated	NO	
		.0000	85-3324771				Center for Restorative Surgery at Maple Grove, LLC	MIN	NIA	SCA Maple Grove Holdings, LLC	Ownership	52.023	UnitedHealth Group Incorporated	NO	2
		.0000	33-0483510				Centers for Family Medicine, GP	CA	NIA	MH Physician Three Holdco, a Medical Corporation	Ownership	99.000	UnitedHealth Group Incorporated	NO	1
		.0000	45-4131797				Central Indiana Care Organization, LLC	IN	NIA	AHN Target Holdings, LLC	Ownership	100.000	UnitedHealth Group Incorporated	NO	
		.0000	45-5600514				Central Ohio Care Organization, LLC	OH	NIA	AHN Target Holdings, LLC	Ownership	100.000	UnitedHealth Group Incorporated	NO	
		.0000					CentrifyHealth, LLC	DE	NIA	UnitedHealth Group Incorporated	Ownership	100.000	UnitedHealth Group Incorporated	NO	
		.0000					CentriHealth Corporation	CAN	NIA	CentrifyHealth, LLC	Ownership	100.000	UnitedHealth Group Incorporated	NO	
		.0000					Centro de Entrenamiento Capacitación en Reanimación y Prevención Limitada	CHL	NIA	Servicios Integrados de Salud Ltda.	Ownership	1.000	UnitedHealth Group Incorporated	NO	
		.0000					Centro de Entrenamiento Capacitación en Reanimación y Prevención Limitada	CHL	NIA	Clínica Dávila y Servicios Médicos S.p.A.	Ownership	99.000	UnitedHealth Group Incorporated	NO	
		.0000	98-1450490				Centro de Servicios Compartidos Banmédica SpA	CHL	NIA	Constructora Inmobiliaria Magapoq S.A.	Ownership	0.100	UnitedHealth Group Incorporated	NO	
		.0000	98-1450490				Centro de Servicios Compartidos Banmédica SpA	CHL	NIA	Banmédica S.A.	Ownership	99.900	UnitedHealth Group Incorporated	NO	
		.0000					Centro Médico Hospitalar Pitangueiras Ltda.	BRA	NIA	Esho – Empresa de Serviços Hospitalares S.A.	Ownership	100.000	UnitedHealth Group Incorporated	NO	
		.0000					Centro Médico Hospitalar Pitangueiras Ltda.	BRA	NIA	Hospital Alvorada Taguatinga Ltda.	Ownership	0.000	UnitedHealth Group Incorporated	NO	
		.0000	98-1457197				Centro Odontológico Americano S.A.C.	PER	NIA	Pacífico S.A. Entidad Prestadora de Salud	Ownership	80.000	UnitedHealth Group Incorporated	NO	
		.0000	98-1451635				Centromed Quilpué S.A.	CHL	NIA	Administradora Médica Centromed S.A.	Ownership	93.450	UnitedHealth Group Incorporated	NO	
		.0000					Centros Médicos y Dentales Multimed Ltda.	CHL	NIA	Clínica Dávila y Servicios Médicos S.p.A.	Ownership	0.010	UnitedHealth Group Incorporated	NO	
		.0000					Centros Médicos y Dentales Multimed Ltda.	CHL	NIA	Omesa SpA	Ownership	99.990	UnitedHealth Group Incorporated	NO	
.0707	UnitedHealth Group Incorporated	.42765	42-1194107				Centurion Casualty Company	NE	IA	Specialty Benefits, LLC	Ownership	100.000	UnitedHealth Group Incorporated	NO	
		.0000	46-1454664				Channel Islands Surgicenter Properties, LLC	DE	NIA	SCA Holding Company, Inc.	Ownership	62.743	UnitedHealth Group Incorporated	NO	
		.0000	58-1709761				Charleston Surgery Center Limited Partnership	SC	NIA	SCA-Charleston, LLC	Ownership	25.056	UnitedHealth Group Incorporated	NO	2
		.0000	82-3973199				Charleston Surgery Properties, LLC	DE	NIA	SCA-Charleston, LLC	Ownership	50.852	UnitedHealth Group Incorporated	NO	
		.0000	56-1449531				Charlotte Surgery Center, LLC	NC	NIA	Charlotte-SC, LLC	Ownership	16.279	UnitedHealth Group Incorporated	NO	2
		.0000	56-1449532				Charlotte Surgery Properties, LTD.	NC	NIA	SCA-Mecklenburg Development Corp.	Ownership	14.000	UnitedHealth Group Incorporated	NO	2
		.0000	56-1449532				Charlotte Surgery Properties, LTD.	NC	NIA	SC Affiliates, LLC	Ownership	4.000	UnitedHealth Group Incorporated	NO	2
		.0000	62-1262567				Charlotte-SC, LLC	DE	NIA	SC Affiliates, LLC	Ownership	100.000	UnitedHealth Group Incorporated	NO	
		.0000	82-4075002				Chatham Orthopaedic ASC, LLC	GA	NIA	SCA-Chatham, LLC	Ownership	15.000	UnitedHealth Group Incorporated	NO	2
		.0000	26-2389638				Childrens Surgery Center LLC	FL	NIA	SC Affiliates, LLC	Ownership	1.057	UnitedHealth Group Incorporated	NO	
		.0000	26-2389638				Childrens Surgery Center LLC	FL	NIA	SCA-Central Florida, LLC	Ownership	51.000	UnitedHealth Group Incorporated	NO	
		.0000	62-1510209				Citrus Regional Surgery Center, L.P.	TN	NIA	SCA-Citrus, Inc.	Ownership	57.000	UnitedHealth Group Incorporated	NO	
		.0000	27-0204579				Claims Management Systems, Inc.	FL	NIA	Solstice Benefits, Inc.	Ownership	100.000	UnitedHealth Group Incorporated	NO	
		.0000	20-3742012				Cleburne Surgical Center, LLC	TX	NIA	Surgical Care Affiliates, LLC	Influence	0.000	UnitedHealth Group Incorporated	NO	
		.0000	98-1459640				Clínica Alameda SpA	CHL	NIA	Vida Integra S.p.A.	Ownership	99.800	UnitedHealth Group Incorporated	NO	
		.0000	98-1459640				Clínica Alameda SpA	CHL	NIA	Saden S.A.	Ownership	0.200	UnitedHealth Group Incorporated	NO	
		.0000	98-1443171				Clínica Bio Bio SpA	CHL	NIA	Banmédica S.A.	Ownership	0.000	UnitedHealth Group Incorporated	NO	
		.0000	98-1443171				Clínica Bio Bio SpA	CHL	NIA	Inversiones Clínicas Santa María SpA	Ownership	100.000	UnitedHealth Group Incorporated	NO	
		.0000	98-1442191				Clínica Ciudad del Mar S.A.	CHL	NIA	Banmédica S.A.	Ownership	0.000	UnitedHealth Group Incorporated	NO	
		.0000	98-1442191				Clínica Ciudad del Mar S.A.	CHL	NIA	Inversiones Clínicas Santa María SpA	Ownership	100.000	UnitedHealth Group Incorporated	NO	
		.0000	98-1446132				Clínica Dávila y Servicios Médicos S.p.A.	CHL	NIA	Banmédica S.A.	Ownership	99.998	UnitedHealth Group Incorporated	NO	
		.0000	98-1446132				Clínica Dávila y Servicios Médicos S.p.A.	CHL	NIA	Clínica Santa María S.p.A.	Ownership	0.002	UnitedHealth Group Incorporated	NO	
		.0000					Clínica del Country S.A.S.	COL	NIA	CDC Holdings Colombia S.A.S.	Ownership	50.000	UnitedHealth Group Incorporated	NO	

41.4

ANNUAL STATEMENT FOR THE YEAR 2021 OF THE Oxford Health Plans (NJ), Inc.

SCHEDULE Y
PART 1A - DETAIL OF INSURANCE HOLDING COMPANY SYSTEM

1	2	3	4	5	6	7	8	9	10	11	12	13	14	15	16
Group Code	Group Name	NAIC Company Code	ID Number	Federal RSSD	CIK	Name of Securities Exchange if Publicly Traded (U.S. or International)	Names of Parent, Subsidiaries Or Affiliates	Domiciliary Location	Relationship to Reporting Entity	Directly Controlled by (Name of Entity/Person)	Type of Control (Ownership, Board, Management, Attorney-in-Fact, Influence, Other)	If Control is Ownership Provide Percentage	Ultimate Controlling Entity(ies)/Person(s)	Is an SCA Filing Required? (Yes/No)	*
		.0000					Clínica del Country S.A.S.	.COL	NIA	Banmedica Internacional SpA	Ownership	50.000	UnitedHealth Group Incorporated	.NO	
		.0000	98-1350667				Clínica Médico Cirúrgica de Santa Tecla, S.A.	.PRT	NIA	Lusíadas, SGPS, S.A.	Ownership	100.000	UnitedHealth Group Incorporated	.NO	
		.0000	98-1462343				Clínica San Felipe S.A.	.PER	NIA	Pacífico S.A. Entidad Prestadora de Salud	Ownership	93.740	UnitedHealth Group Incorporated	.NO	
		.0000	98-1455936				Clínica Sánchez Ferrer S.A.	.PER	NIA	Pacífico S.A. Entidad Prestadora de Salud	Ownership	100.000	UnitedHealth Group Incorporated	.NO	
		.0000	98-1442754				Clínica Santa María S.p.A.	.CHL	NIA	Banmedica S.A.	Ownership	99.510	UnitedHealth Group Incorporated	.NO	
		.0000	98-1442745				Clínica Vespuccio S.A.	.CHL	NIA	Inversiones Clínicas Santa María SpA	Ownership	100.000	UnitedHealth Group Incorporated	.NO	
		.0000	98-1442745				Clínica Vespuccio S.A.	.CHL	NIA	Banmedica S.A.	Ownership	0.000	UnitedHealth Group Incorporated	.NO	
		.0000	46-2879718				Clinical Partners of Colorado Springs, LLC	.CO	NIA	OptumCare Colorado, LLC	Ownership	50.000	UnitedHealth Group Incorporated	.NO	
		.0000	20-2236024				Clinton Partners, LLC	.MI	NIA	HFHS-SCA Holdings, LLC	Ownership	51.000	UnitedHealth Group Incorporated	.NO	2
		.0000	98-1350671				CLISA – Clínica de Santo António, S.A.	.PRT	NIA	Lusíadas, SGPS, S.A.	Ownership	100.000	UnitedHealth Group Incorporated	.NO	
		.0000	98-1337968				CMO – Centro Médico de Oftalmologia S/S Ltda.	.BRA	NIA	Hospital Alvorada Taguatinga Ltda.	Ownership	99.000	UnitedHealth Group Incorporated	.NO	
		.0000	98-1337968				CMO – Centro Médico de Oftalmologia S/S Ltda.	.BRA	NIA	Lotten-Eyes Oftalmologia Clinica e Cirurgica Ltda.	Ownership	1.000	UnitedHealth Group Incorporated	.NO	
		.0000	98-1277015				CMS – Central de Manipulação e Serviços Farmacêuticos Ltda.	.BRA	NIA	Esho – Empresa de Serviços Hospitalares S.A.	Ownership	0.010	UnitedHealth Group Incorporated	.NO	
		.0000	98-1277015				CMS – Central de Manipulação e Serviços Farmacêuticos Ltda.	.BRA	NIA	COI – Clínicas Oncológicas Integradas S.A.	Ownership	99.990	UnitedHealth Group Incorporated	.NO	
		.0000	56-2674371				Coachella Valley Physicians of PrimeCare, Inc.	.CA	NIA	PrimeCare Medical Network, Inc.	Ownership	100.000	UnitedHealth Group Incorporated	.NO	
		.0000	27-1193028				Coalition for Advanced Pharmacy Services, Inc.	.DE	NIA	OptumRx Home Delivery of Ohio, LLC	Ownership	0.116	UnitedHealth Group Incorporated	.NO	
		.0000	27-1193028				Coalition for Advanced Pharmacy Services, Inc.	.DE	NIA	OptumRx PBM of Maryland, LLC	Ownership	5.341	UnitedHealth Group Incorporated	.NO	
		.0000	27-1193028				Coalition for Advanced Pharmacy Services, Inc.	.DE	NIA	Optum Hospice Pharmacy Services, LLC	Ownership	1.277	UnitedHealth Group Incorporated	.NO	
		.0000	27-1193028				Coalition for Advanced Pharmacy Services, Inc.	.DE	NIA	OptumRx Health Solutions, LLC	Ownership	93.266	UnitedHealth Group Incorporated	.NO	
		.0000	98-1444067				Cobranzas Banmedica SpA	.CHL	NIA	Saden S.A.	Ownership	0.000	UnitedHealth Group Incorporated	.NO	
		.0000	98-1444067				Cobranzas Banmedica SpA	.CHL	NIA	Banmedica S.A.	Ownership	100.000	UnitedHealth Group Incorporated	.NO	
		.0000	98-1276040				COI – Clínicas Oncológicas Integradas S.A.	.BRA	NIA	Esho – Empresa de Serviços Hospitalares S.A.	Ownership	100.000	UnitedHealth Group Incorporated	.NO	
		.0000	27-2337616				Collaborative Care Holdings, LLC	.DE	NIA	OptumHealth Holdings, LLC	Ownership	100.000	UnitedHealth Group Incorporated	.NO	
		.0000	27-2337487				Collaborative Care Services, Inc.	.DE	NIA	Collaborative Care Holdings, LLC	Ownership	100.000	UnitedHealth Group Incorporated	.NO	
		.0000	45-2614005				Collaborative Realty, LLC	.NY	NIA	Collaborative Care Holdings, LLC	Ownership	100.000	UnitedHealth Group Incorporated	.NO	
		.0000					Colmedica Medicina Prepagada S.A.	.COL	NIA	Banmedica S.A.	Ownership	76.270	UnitedHealth Group Incorporated	.NO	
		.0000					Colmedica Medicina Prepagada S.A.	.COL	NIA	Constructora Inmobiliaria Magapoq S.A.	Ownership	0.000	UnitedHealth Group Incorporated	.NO	
		.0000	83-1529015				Colonial Outpatient Surgery Center, LLC	.FL	NIA	SCA-Colonial Partners, LLC	Ownership	51.000	UnitedHealth Group Incorporated	.NO	
		.0000	83-1529015				Colonial Outpatient Surgery Center, LLC	.FL	NIA	SC Affiliates, LLC	Ownership	14.000	UnitedHealth Group Incorporated	.NO	
		.0000	37-1636677				Colorado Innovative Physician Solutions, Inc.	.CO	NIA	OptumCare Colorado, LLC	Ownership	100.000	UnitedHealth Group Incorporated	.NO	
		.0000	84-1160450				Colorado Springs Surgery Center, Ltd.	.CO	NIA	SCA-Colorado Springs, LLC	Ownership	95.000	UnitedHealth Group Incorporated	.NO	
		.0000	11-3647007				Comfort Care Transportation, LLC	.TX	NIA	WellMed Medical Management, Inc.	Ownership	100.000	UnitedHealth Group Incorporated	.NO	
		.0000	32-0551188				Connect Medical, P.C.	.NY	NIA	Physician(s) Owned	Influence	0.000	UnitedHealth Group Incorporated	.NO	1
		.0000	06-1592173				Connecticut Surgery Center, Limited Partnership	.CT	NIA	Surgical Care Affiliates, LLC	Ownership	11.500	UnitedHealth Group Incorporated	.NO	
		.0000	06-1592173				Connecticut Surgery Center, Limited Partnership	.CT	NIA	Connecticut Surgical Center, LLC	Ownership	51.000	UnitedHealth Group Incorporated	.NO	
		.0000	26-1313646				Connecticut Surgery Properties, LLC	.DE	NIA	SC Affiliates, LLC	Ownership	100.000	UnitedHealth Group Incorporated	.NO	
		.0000	06-1156342				Connecticut Surgical Center, LLC	.DE	NIA	Surgical Care Affiliates, LLC	Ownership	62.745	UnitedHealth Group Incorporated	.NO	
		.0000	46-0891463				ConnectYourCare, Inc.	.DE	NIA	Optum Financial, Inc.	Ownership	100.000	UnitedHealth Group Incorporated	.NO	
		.0000	26-1274092				ConnectYourCare, LLC	.MD	NIA	ConnectYourCare, Inc.	Ownership	100.000	UnitedHealth Group Incorporated	.NO	
		.0000	98-1448720				Constructora Inmobiliaria Magapoq S.A.	.CHL	NIA	Banmedica S.A.	Ownership	99.900	UnitedHealth Group Incorporated	.NO	

ANNUAL STATEMENT FOR THE YEAR 2021 OF THE Oxford Health Plans (NJ), Inc.

SCHEDULE Y
PART 1A - DETAIL OF INSURANCE HOLDING COMPANY SYSTEM

1	2	3	4	5	6	7	8	9	10	11	12	13	14	15	16
Group Code	Group Name	NAIC Company Code	ID Number	Federal RSSD	CIK	Name of Securities Exchange if Publicly Traded (U.S. or International)	Names of Parent, Subsidiaries Or Affiliates	Domiciliary Location	Relationship to Reporting Entity	Directly Controlled by (Name of Entity/Person)	Type of Control (Ownership, Board, Management, Attorney-in-Fact, Influence, Other)	If Control is Ownership Provide Percentage	Ultimate Controlling Entity(ies)/Person(s)	Is an SCA Filing Required? (Yes/No)	*
		.0000	98-1448720				Constructora Inmobiliaria Magapoq S.A.	CHL	NIA	Inmobiliaria Apoquindo 3600 Ltda.	Ownership	0.100	UnitedHealth Group Incorporated	NO	
		.0000	20-0231080				Consumer Wellness Solutions, Inc.	DE	NIA	Optum Services, Inc.	Ownership	100.000	UnitedHealth Group Incorporated	NO	
		.0000	83-2599969				Cornell Surgicenter, LLC	OR	NIA	Providence & SCA Off-Campus Holdings, LLC	Ownership	58.344	UnitedHealth Group Incorporated	NO	2
		.0000	87-1134519				Cornerstone Surgery Center, LLC	FL	NIA	SC Affiliates, LLC	Ownership	100.000	UnitedHealth Group Incorporated	NO	
		.0000	20-2595593				Corpus Christi Endoscopy Center, L.L.P.	TX	NIA	SCA Pacific Holdings, Inc.	Ownership	18.500	UnitedHealth Group Incorporated	NO	2
		.0000	81-5101448				Country Scan Ltda.	COL	NIA	Patrimonio Autónomo Nueva Clínica	Ownership	51.800	UnitedHealth Group Incorporated	NO	
		.0000	52-2176762				Curaspan Health Group, Inc.	DE	NIA	naviHealth, Inc.	Ownership	100.000	UnitedHealth Group Incorporated	NO	
		.0000	26-0080565				Cypress Care, Inc.	DE	NIA	Healthcare Solutions, Inc.	Ownership	100.000	UnitedHealth Group Incorporated	NO	
		.0000	63-1263704				Danbury Surgical Center, L.P.	GA	NIA	SunSurgery, LLC	Ownership	2.828	UnitedHealth Group Incorporated	NO	
		.0000	63-1263704				Danbury Surgical Center, L.P.	GA	NIA	SCA Danbury Surgical Center, LLC	Ownership	50.419	UnitedHealth Group Incorporated	NO	
		.0000	81-5101448				David Moen, M.D. P.C.	NY	NIA	Physician(s) Owned	Influence	0.000	UnitedHealth Group Incorporated	NO	1
		.0000	45-2380022				David R. Ferrell, M.D. P.C.	NV	NIA	Physician(s) Owned	Influence	0.000	UnitedHealth Group Incorporated	NO	1
		.0000	11-2811353				Day-Op Center Of Long Island Inc.	NY	NIA	Physician(s) Owned	Influence	0.000	UnitedHealth Group Incorporated	NO	1
		.0000	75-2790863				Day-Op Surgery Consulting Company, LLC	DE	NIA	ProHEALTH Medical Management, LLC	Ownership	100.000	UnitedHealth Group Incorporated	NO	
		.0000	52-1811176				DBP Services of New York IPA, Inc.	NY	NIA	Dental Benefit Providers, Inc.	Ownership	100.000	UnitedHealth Group Incorporated	NO	
		.0000	52-1811176				Dental Benefit Providers of California, Inc.	CA	IA	Dental Benefit Providers, Inc.	Ownership	100.000	UnitedHealth Group Incorporated	NO	
.0707	UnitedHealth Group Incorporated	.52053	36-4008355				Dental Benefit Providers of Illinois, Inc.	IL	IA	Dental Benefit Providers, Inc.	Ownership	100.000	UnitedHealth Group Incorporated	NO	
		.0000	41-2014834				Dental Benefit Providers, Inc.	DE	NIA	United HealthCare Services, Inc.	Ownership	100.000	UnitedHealth Group Incorporated	NO	
		.0000	47-0926556				Denton Endoscopy Surgery Center, LLC	TX	NIA	Surgical Care Affiliates, LLC	Influence	0.000	UnitedHealth Group Incorporated	NO	
		.0000	82-1436601				Denton Surgery Center, LLC	TX	NIA	Surgical Care Affiliates, LLC	Influence	0.000	UnitedHealth Group Incorporated	NO	
		.0000	98-1460401				Derry Surgical Center, LLC	NH	NIA	SCA-Derry, LLC	Ownership	72.000	UnitedHealth Group Incorporated	NO	
		.0000	98-1460401				Diagnóstico Ecotomográfico Centromed Ltda.	CHL	NIA	Administradora Médica Centromed S.A.	Ownership	50.000	UnitedHealth Group Incorporated	NO	
		.0000	98-1460347				Dianóstico por Imágenes Centromed Ltda.	CHL	NIA	Centromed Quilpué S.A.	Ownership	6.660	UnitedHealth Group Incorporated	NO	
		.0000	98-1460347				Dianóstico por Imágenes Centromed Ltda.	CHL	NIA	Administradora Médica Centromed S.A.	Ownership	93.340	UnitedHealth Group Incorporated	NO	
		.0000	33-0292435				Digestive Disease Center, L.P.	CA	NIA	Beach Surgical Holdings LLC	Ownership	51.000	UnitedHealth Group Incorporated	NO	2
		.0000	98-1285762				Dilab Medicina Nuclear Ltda.	BRA	NIA	Esho – Empresa de Serviços Hospitalares S.A.	Ownership	100.000	UnitedHealth Group Incorporated	NO	
		.0000	27-4022876				Diplomat Blocker, LLC	DE	NIA	Diplomat Pharmacy, Inc.	Ownership	100.000	UnitedHealth Group Incorporated	NO	
		.0000	38-3453193				Diplomat Corporate Properties, LLC	MI	NIA	Diplomat Pharmacy, Inc.	Ownership	100.000	UnitedHealth Group Incorporated	NO	
		.0000	38-2063100				Diplomat Pharmacy, Inc.	MI	NIA	OptumRx Holdings, LLC	Ownership	100.000	UnitedHealth Group Incorporated	NO	
		.0000	20-8576702				Diplomat Specialty Pharmacy Great Lakes	MI	NIA	Diplomat Pharmacy, Inc.	Ownership	100.000	UnitedHealth Group Incorporated	NO	
		.0000	20-3855530				Diplomat Specialty Pharmacy of Chicago, LLC	MI	NIA	Diplomat Pharmacy, Inc.	Ownership	100.000	UnitedHealth Group Incorporated	NO	
		.0000	26-0146551				Diplomat Specialty Pharmacy of Ft. Lauderdale, LLC	MI	NIA	Diplomat Pharmacy, Inc.	Ownership	100.000	UnitedHealth Group Incorporated	NO	
		.0000	94-3459971				Diplomat Specialty Pharmacy of Los Angeles County, LLC	CA	NIA	Diplomat Pharmacy, Inc.	Ownership	100.000	UnitedHealth Group Incorporated	NO	
		.0000	30-0238641				Distance Learning Network, Inc.	DE	NIA	OptumHealth Holdings, LLC	Ownership	100.000	UnitedHealth Group Incorporated	NO	
		.0000	47-2415159				divvyMED, LLC	DE	NIA	Penzo Enterprises, LLC	Ownership	100.000	UnitedHealth Group Incorporated	NO	
		.0000					DocASAP India Technologies Private Limited	IND	NIA	DocASAP, Inc.	Ownership	90.826	UnitedHealth Group Incorporated	NO	
		.0000					DocASAP India Technologies Private Limited	IND	NIA	DocASAP US, LLC	Ownership	9.174	UnitedHealth Group Incorporated	NO	
		.0000	84-4477557				DocASAP US, LLC	DE	NIA	DocASAP, Inc.	Ownership	100.000	UnitedHealth Group Incorporated	NO	
		.0000	26-4753954				DocASAP, Inc.	DE	NIA	OptumInsight, Inc.	Ownership	100.000	UnitedHealth Group Incorporated	NO	
		.0000					Doctor + S.A.C.	PER	NIA	Pacifico S.A. Entidad Prestadora de Salud	Ownership	100.000	UnitedHealth Group Incorporated	NO	
		.0000	82-5264853				Dry Creek Surgery Center, LLC	CO	NIA	SCA-Dry Creek, LLC	Ownership	59.896	UnitedHealth Group Incorporated	NO	
		.0000	27-2176462				DSP Flint Real Estate, LLC	MI	NIA	Diplomat Pharmacy, Inc.	Ownership	100.000	UnitedHealth Group Incorporated	NO	
		.0000	27-2499399				DSP-Building C, LLC	MI	NIA	Diplomat Pharmacy, Inc.	Ownership	100.000	UnitedHealth Group Incorporated	NO	
		.0000	82-5181311				DTC Surgery Center, LLC	CO	NIA	SCA-Denver Physicians Holdings, LLC	Ownership	100.000	UnitedHealth Group Incorporated	NO	
		.0000	27-2103713				Dublin Surgery Center, LLC	OH	NIA	SCA-Dublin, LLC	Ownership	45.897	UnitedHealth Group Incorporated	NO	2
		.0000	82-0668583				Duluth Surgical Suites, LLC	MN	NIA	SCA Duluth Holdings, LLC	Ownership	42.697	UnitedHealth Group Incorporated	NO	2
		.0000	04-3106404				Durable Medical Equipment, Inc.	MA	NIA	Reliant Medical Group, Inc.	Ownership	100.000	UnitedHealth Group Incorporated	NO	1
		.0000	59-3625966				DWIC of Tampa Bay, Inc.	FL	NIA	MedExpress Development, LLC	Ownership	100.000	UnitedHealth Group Incorporated	NO	
		.0000	59-3705426				E Street Endoscopy, LLC	FL	NIA	West Coast Endoscopy Holdings, LLC	Ownership	51.000	UnitedHealth Group Incorporated	NO	

41.6

ANNUAL STATEMENT FOR THE YEAR 2021 OF THE Oxford Health Plans (NJ), Inc.

SCHEDULE Y
PART 1A - DETAIL OF INSURANCE HOLDING COMPANY SYSTEM

1	2	3	4	5	6	7	8	9	10	11	12	13	14	15	16
Group Code	Group Name	NAIC Company Code	ID Number	Federal RSSD	CIK	Name of Securities Exchange if Publicly Traded (U.S. or International)	Names of Parent, Subsidiaries Or Affiliates	Domi-ciliary Location	Relation-ship to Reporting Entity	Directly Controlled by (Name of Entity/Person)	Type of Control (Ownership, Board, Management, Attorney-in-Fact, Influence, Other)	If Control is Ownership Provide Percentage	Ultimate Controlling Entity(ies)/Person(s)	Is an SCA Filing Re-quired? (Yes/No)	*
		.0000	95-4660712				Ear Professionals International Corporation	.DE	NIA	Specialty Benefits, LLC	Ownership	100.000	UnitedHealth Group Incorporated	.NO	
		.0000	02-0593133				East Brunswick Surgery Center, LLC	.NJ	NIA	ASC Holdings of New Jersey, LLC	Ownership	51.000	UnitedHealth Group Incorporated	.NO	
		.0000	02-0593133				East Brunswick Surgery Center, LLC	.NJ	NIA	Endoscopy Center Affiliates, Inc.	Ownership	32.000	UnitedHealth Group Incorporated	.NO	
		.0000	71-0923682				eCode Solutions, LLC	.DE	NIA	Surgical Care Affiliates, LLC	Ownership	100.000	UnitedHealth Group Incorporated	.NO	
		.0000	84-1162764				Electronic Network Systems, Inc.	.DE	NIA	Optum360 Solutions, LLC	Ownership	100.000	UnitedHealth Group Incorporated	.NO	
		.0000	98-1339173				Eual Participações S.A.	.BRA	NIA	Amil Assistência Médica Internacional S.A.	Ownership	60.004	UnitedHealth Group Incorporated	.NO	
		.0000	98-1339173				Eual Participações S.A.	.BRA	NIA	Esho - Empresa de Serviços Hospitalares S.A.	Ownership	39.996	UnitedHealth Group Incorporated	.NO	
		.0000	87-1240516				EM Orange Tree LLC	.CA	NIA	EPIC Management Services, LLC	Ownership	100.000	UnitedHealth Group Incorporated	.NO	
		.0000	26-2195068				Empisar Pharma Services LLC	.DE	NIA	Optum Pharma Services Holdings, Inc.	Ownership	100.000	UnitedHealth Group Incorporated	.NO	
		.0000	33-0181426				Empire Physician Management Company, LLC	.CA	NIA	North American Medical Management	Ownership	100.000	UnitedHealth Group Incorporated	.NO	
		.0000	77-0317478				Empire Physicians' Medical Group, Inc.	.CA	NIA	California, Inc	Ownership	100.000	UnitedHealth Group Incorporated	.NO	
		.89087	75-1617708				Empremédica S. A.	.PER	NIA	NAMM Medical Group Holdings, Inc.	Ownership	100.000	UnitedHealth Group Incorporated	.NO	1
.0707	UnitedHealth Group Incorporated	.0000	27-2767291				Endoscopy Center Affiliates, Inc.	.DE	NIA	Banmedica S.A.	Ownership	100.000	UnitedHealth Group Incorporated	.NO	
		.0000	33-0654147				Enterprise Life Insurance Company	.TX	.IA	National Surgery Centers, LLC	Ownership	100.000	UnitedHealth Group Incorporated	.NO	
		.0000	81-0732646				EP Campus I, LLC	.DE	NIA	Freedom Life Insurance Company of America	Ownership	100.000	UnitedHealth Group Incorporated	.NO	
		.0000	27-0083277				EPIC Health Plan	.CA	NIA	UnitedHealthcare Insurance Company	Ownership	100.000	UnitedHealth Group Incorporated	.NO	
		.0000	33-0654147				EPIC Management Services, LLC	.DE	NIA	EPIC Management Services, LLC	Ownership	100.000	UnitedHealth Group Incorporated	.NO	
		.0000	81-0732646				Equian Parent Corp.	.DE	NIA	Collaborative Care Holdings, LLC	Ownership	100.000	UnitedHealth Group Incorporated	.NO	
		.0000	27-0083277				Equian, LLC	.IN	NIA	OptumInsight, Inc.	Ownership	100.000	UnitedHealth Group Incorporated	.NO	
		.0000	81-1070402				Esho - Empresa de Serviços Hospitalares S.A.	.BRA	NIA	Amil Assistência Médica Internacional S.A.	Ownership	99.705	UnitedHealth Group Incorporated	.NO	
		.0000	81-1625636				Everett MSO, Inc.	.WA	NIA	OptumCare Holdings, LLC	Ownership	100.000	UnitedHealth Group Incorporated	.NO	
		.0000	20-0087132				Everett Physicians, Inc. P.S.	.WA	NIA	Physician(s) Owned	Influence	0.000	UnitedHealth Group Incorporated	.NO	1
		.0000	11-3669765				Excelsior Insurance Brokerage, Inc.	.DE	NIA	HealthMarkets Insurance Agency, Inc.	Ownership	100.000	UnitedHealth Group Incorporated	.NO	
		.0000	30-0701899				Executive Health Resources, Inc.	.PA	NIA	Optum360 Solutions, LLC	Ownership	100.000	UnitedHealth Group Incorporated	.NO	
		.0000	98-1259260				Executive Surgery Center, L.L.C.	.TX	NIA	SCA-Houston Executive, LLC	Ownership	54.466	UnitedHealth Group Incorporated	.NO	
		.0000	27-0927202				Exploration for Mine Clearance LLC	.IRQ	NIA	UnitedHealthcare Global Medical (UK) Limited	Ownership	100.000	UnitedHealth Group Incorporated	.NO	
		.0000	88-0223385				Eye Clinic Oftalmologia Clínica Cirúrgica e Diagnóstico Ltda.	.BRA	NIA	Hospital Alvorada Taguatinga Ltda.	Ownership	100.000	UnitedHealth Group Incorporated	.NO	
		.0000	88-0257036				Eye Specialists Surgery Centers LLC	.IN	NIA	SCA AHN JV Holdings, LLC	Ownership	51.000	UnitedHealth Group Incorporated	.NO	
		.0000	82-2929226				Family Health Care Services	.NV	NIA	Sierra Health Services, Inc.	Ownership	100.000	UnitedHealth Group Incorporated	.NO	
		.0000	85-2966587				Family Home Hospice, Inc.	.NV	NIA	Sierra Health Services, Inc.	Ownership	100.000	UnitedHealth Group Incorporated	.NO	
		.0000	47-2066485				First Coast Orthopedic Center, LLC	.FL	NIA	ASV-HOPCo-SCA Florida, LLC	Ownership	51.000	UnitedHealth Group Incorporated	.NO	2
		.0000	62-1551098				First Family Insurance, LLC	.DE	NIA	Golden Rule Financial Corporation	Ownership	100.000	UnitedHealth Group Incorporated	.NO	
		.0000	35-2456267				First Hill Surgery Center, LLC	.WA	NIA	Physician(s) Owned	Influence	0.000	UnitedHealth Group Incorporated	.NO	1
		.0000	35-2456267				Florence Surgery Center, L.P.	.TN	NIA	SCA-Florence, LLC	Ownership	20.000	UnitedHealth Group Incorporated	.NO	2
		.0000	86-0908902				FMG Holdings, LLC	.DE	NIA	UnitedHealth Group Incorporated	Ownership	98.704	UnitedHealth Group Incorporated	.NO	
		.0000	33-0766617				FMG Holdings, LLC	.DE	NIA	Hygeia Corporation	Ownership	1.296	UnitedHealth Group Incorporated	.NO	
		.0000	77-0368346				For Health of Arizona, Inc.	.AZ	NIA	For Health, Inc.	Ownership	100.000	UnitedHealth Group Incorporated	.NO	
		.0000	86-0901608				For Health, Inc.	.DE	NIA	Inspiris, Inc.	Ownership	100.000	UnitedHealth Group Incorporated	.NO	
		.0000	20-4647560				Fort Worth Endoscopy Centers, LLC	.TX	NIA	Surgical Care Affiliates, LLC	Influence	0.000	UnitedHealth Group Incorporated	.NO	
		.0000	68-0499459				Fortified Provider Network, Inc.	.AZ	NIA	Equian Parent Corp.	Ownership	100.000	UnitedHealth Group Incorporated	.NO	
		.0000	68-0499459				Foundation Surgery Affiliate General of Huntingdon Valley, LLC	.OK	NIA	Virtua-SCA Holdings II, LLC	Ownership	54.920	UnitedHealth Group Incorporated	.NO	2
		.0000	20-3412606				Foundation Surgery Affiliate of Huntingdon Valley, L.P.	.OK	NIA	Virtua-SCA Holdings II, LLC	Ownership	54.366	UnitedHealth Group Incorporated	.NO	2
		.62324	61-1096685				Foundation Surgery Affiliate of Huntingdon Valley, L.P.	.OK	NIA	Foundation Surgery Affiliate General of Huntingdon Valley, LLC	Ownership	1.011	UnitedHealth Group Incorporated	.NO	2
.0707	UnitedHealth Group Incorporated	.0000	20-3412606				Franklin Surgical Center LLC	.NJ	NIA	SCA-Franklin, LLC	Ownership	51.332	UnitedHealth Group Incorporated	.NO	
		.0000	61-1096685				Freedom Life Insurance Company of America	.TX	.IA	USHEALTH Group, Inc.	Ownership	100.000	UnitedHealth Group Incorporated	.NO	

41.7

ANNUAL STATEMENT FOR THE YEAR 2021 OF THE Oxford Health Plans (NJ), Inc.

SCHEDULE Y
PART 1A - DETAIL OF INSURANCE HOLDING COMPANY SYSTEM

1	2	3	4	5	6	7	8	9	10	11	12	13	14	15	16
Group Code	Group Name	NAIC Company Code	ID Number	Federal RSSD	CIK	Name of Securities Exchange if Publicly Traded (U.S. or International)	Names of Parent, Subsidiaries Or Affiliates	Domiciliary Location	Relationship to Reporting Entity	Directly Controlled by (Name of Entity/Person)	Type of Control (Ownership, Board, Management, Attorney-in-Fact, Influence, Other)	If Control is Ownership Provide Percentage	Ultimate Controlling Entity(ies)/Person(s)	Is an SCA Filing Required? (Yes/No)	*
		.00000	82-3453993				Freeway Surgicenter of Houston, LLC	TX	NIA	SCA-Freeway Holdings, LLC	Ownership	59.322	UnitedHealth Group Incorporated	NO	
		.00000	98-1172769				Frontier Medex Tanzania Limited	TZA	NIA	UnitedHealthcare Global Medical (UK) Limited	Ownership	99.000	UnitedHealth Group Incorporated	NO	
		.00000	98-1147103				FrontierMEDEX Kenya Limited	KEN	NIA	UnitedHealthcare International I B.V. UnitedHealthcare Global Medical (UK) Limited	Ownership	0.100	UnitedHealth Group Incorporated	NO	
		.00000	98-1147103				FrontierMEDEX Kenya Limited	KEN	NIA	UnitedHealthcare Global Medical (UK) Limited	Ownership	99.900	UnitedHealth Group Incorporated	NO	
		.00000	98-1101521				FrontierMEDEX Limited	JRO	NIA	UnitedHealthcare Global Medical (UK) Limited	Ownership	100.000	UnitedHealth Group Incorporated	NO	
		.00000	33-1219808				FrontierMEDEX US, Inc.	DE	NIA	UnitedHealth Group Incorporated	Ownership	75.387	UnitedHealth Group Incorporated	NO	
		.00000	33-1219808				FrontierMEDEX US, Inc.	DE	NIA	FMG Holdings, LLC	Ownership	24.613	UnitedHealth Group Incorporated	NO	
		.00000	52-2230470				FrontierMEDEX, Inc.	MN	NIA	FrontierMEDEX US, Inc.	Ownership	100.000	UnitedHealth Group Incorporated	NO	
		.00000					Fundación Banmédica	CHL	NIA	Banmédica S.A.	Ownership	100.000	UnitedHealth Group Incorporated	NO	
		.00000	63-0833765				Gadsden Surgery Center, LLC	DE	NIA	SC Affiliates, LLC	Ownership	100.000	UnitedHealth Group Incorporated	NO	
		.00000	27-0556097				Genoa Healthcare LLC	PA	NIA	Specialized Pharmaceuticals, Inc.	Ownership	100.000	UnitedHealth Group Incorporated	NO	
		.00000	47-3851949				Genoa Healthcare, Inc.	DE	NIA	OptumRx Holdings, LLC	Ownership	100.000	UnitedHealth Group Incorporated	NO	
		.00000	20-5009764				Genoa of Arkansas, LLC	AR	NIA	Genoa Healthcare LLC	Ownership	100.000	UnitedHealth Group Incorporated	NO	
		.00000					Genoa Technology (Canada) Inc.	CAN	NIA	Genoa Technology, Inc.	Ownership	100.000	UnitedHealth Group Incorporated	NO	
		.00000	98-4034308				Genoa Technology, Inc.	DE	NIA	Genoa Healthcare LLC	Ownership	100.000	UnitedHealth Group Incorporated	NO	
		.00000	45-3010132				Genoa Telepsychiatry, Inc.	DE	NIA	Genoa Healthcare LLC	Ownership	100.000	UnitedHealth Group Incorporated	NO	
		.00000	81-4703295				Genoa, QoL Wholesale, LLC	DE	NIA	Genoa Healthcare LLC	Ownership	100.000	UnitedHealth Group Incorporated	NO	
		.00000	37-0920164				getHealthInsurance.com Agency Inc.	IN	NIA	Golden Rule Financial Corporation	Ownership	100.000	UnitedHealth Group Incorporated	NO	
		.00000	65-1025514				Gladiolus Surgery Center, L.L.C.	FL	NIA	SCA-Gladiolus, LLC	Ownership	50.789	UnitedHealth Group Incorporated	NO	
		.00000	47-3495605				GLBESC, LLC	DE	NIA	Beach Surgical Holdings LLC	Ownership	52.270	UnitedHealth Group Incorporated	NO	2
		.00000	33-0595220				Glenwood Surgical Center, L.P.	CA	NIA	SCA-Glenwood Holdings, LLC	Ownership	56.730	UnitedHealth Group Incorporated	NO	
		.00000	33-0595220				Glenwood Surgical Center, L.P.	CA	NIA	Glenwood-SC, Inc.	Ownership	1.080	UnitedHealth Group Incorporated	NO	
		.00000	62-1601450				Glenwood-SC, Inc.	TN	NIA	SC Affiliates, LLC	Ownership	100.000	UnitedHealth Group Incorporated	NO	
		.00000	27-3337336				Global One Ventures, LLC	CA	NIA	SCA Global One Holdings, LLC	Ownership	100.000	UnitedHealth Group Incorporated	NO	
		.00000	20-3420886				Golden Outlook, Inc.	CA	NIA	Golden Rule Financial Corporation	Ownership	100.000	UnitedHealth Group Incorporated	NO	
		.00000	37-0855360				Golden Rule Financial Corporation	DE	NIA	UnitedHealth Group Incorporated	Ownership	100.000	UnitedHealth Group Incorporated	NO	
.0707	UnitedHealth Group Incorporated	.62286	37-6028756	3057283			Golden Rule Insurance Company	IN	IA	Golden Rule Financial Corporation	Ownership	100.000	UnitedHealth Group Incorporated	NO	
		.00000	33-0529450				Golden Triangle Surgicenter, L.P.	CA	NIA	Surgery Centers-West Holdings, LLC	Ownership	51.000	UnitedHealth Group Incorporated	NO	
		.00000	52-1597483				Grandview Surgery Center, LTD.	PA	NIA	Camp Hill Ambulatory Centers	Ownership	41.993	UnitedHealth Group Incorporated	NO	2
		.00000	93-1237063				Grants Pass Surgery Center, LLC	OR	NIA	SCA-Grants Pass, LLC	Ownership	51.000	UnitedHealth Group Incorporated	NO	
		.00000	81-4648930				Greater New Haven ASC, LLC	CT	NIA	SCA-Handen, LLC	Ownership	73.129	UnitedHealth Group Incorporated	NO	2
		.00000	27-2337725				Greater Phoenix Collaborative Care, P.C.	AZ	NIA	Physician(s) Owned	Influence	0.000	UnitedHealth Group Incorporated	NO	1
		.00000	36-4053840				Greensboro Specialty Surgery Center, LLC	NC	NIA	NSC Greensboro West, LLC	Ownership	50.100	UnitedHealth Group Incorporated	NO	2
		.00000	74-2411643				Greenville Surgery Center, LLC	TX	NIA	Surgical Care Affiliates, LLC	Influence	0.000	UnitedHealth Group Incorporated	NO	
		.00000	85-3346468				Greenway Surgical Suites, LLC	MN	NIA	SCA Greenway Holdings, LLC	Ownership	56.766	UnitedHealth Group Incorporated	NO	2
		.00000	33-0749339				Grossmont Surgery Center, L.P.	CA	NIA	SunSurgery, LLC	Ownership	1.000	UnitedHealth Group Incorporated	NO	2
		.00000	33-0749339				Grossmont Surgery Center, L.P.	CA	NIA	Medical Surgical Centers of America, Inc.	Ownership	31.645	UnitedHealth Group Incorporated	NO	2
		.00000	01-0619096				Grove Place Surgery Center, L.L.C.	FL	NIA	SC Affiliates, LLC	Ownership	0.340	UnitedHealth Group Incorporated	NO	
		.00000	01-0619096				Grove Place Surgery Center, L.L.C.	FL	NIA	SCA-Grove Place, LLC	Ownership	51.000	UnitedHealth Group Incorporated	NO	
		.00000	26-1227494				H.I. Investments Holding Company, LLC	DE	NIA	Health Inventures, LLC	Ownership	100.000	UnitedHealth Group Incorporated	NO	
		.00000	98-0213198				H&W Indemnity (SPC), Ltd.	CYM	NIA	UnitedHealth Group Incorporated	Ownership	100.000	UnitedHealth Group Incorporated	NO	
.0707	UnitedHealth Group Incorporated	.79480	35-1279304				Harken Health Insurance Company	WI	IA	UnitedHealthcare, Inc.	Ownership	100.000	UnitedHealth Group Incorporated	NO	
		.00000	26-3234725				Harrison Endo Surgical Center, LLC	NJ	NIA	Virtua-SCA Holdings, LLC	Ownership	55.000	UnitedHealth Group Incorporated	NO	2
		.00000					Hawthorn Place Outpatient Surgery Center, L.P.	GA	NIA	SHC Hawthorn, Inc.	Ownership	20.000	UnitedHealth Group Incorporated	NO	2
		.00000	58-2065044				Hays JV Partners, LLC	TX	NIA	SCA Hays Holdings, LLC	Ownership	31.373	UnitedHealth Group Incorporated	NO	2
		.00000	27-4579547				Hays Surgery Center, LLC	TX	NIA	Hays JV Partners, LLC	Ownership	51.000	UnitedHealth Group Incorporated	NO	
		.00000	27-4579547				Hays Surgery Center, LLC	TX	NIA	SCA Hays Holdings, LLC	Ownership	9.000	UnitedHealth Group Incorporated	NO	
		.00000					HCentive Technology India Private Limited	IND	NIA	hCentive, Inc.	Ownership	99.990	UnitedHealth Group Incorporated	NO	
		.00000					HCentive Technology India Private Limited	IND	NIA	UnitedHealth International, Inc.	Ownership	0.010	UnitedHealth Group Incorporated	NO	
		.00000	27-0549481				hCentive, Inc.	DE	NIA	Optum Government Solutions, Inc.	Ownership	100.000	UnitedHealth Group Incorporated	NO	

ANNUAL STATEMENT FOR THE YEAR 2021 OF THE Oxford Health Plans (NJ), Inc.

SCHEDULE Y
PART 1A - DETAIL OF INSURANCE HOLDING COMPANY SYSTEM

1	2	3	4	5	6	7	8	9	10	11	12	13	14	15	16
Group Code	Group Name	NAIC Company Code	ID Number	Federal RSSD	CIK	Name of Securities Exchange if Publicly Traded (U.S. or International)	Names of Parent, Subsidiaries Or Affiliates	Domi-ciliary Location	Relation-ship to Reporting Entity	Directly Controlled by (Name of Entity/Person)	Type of Control (Ownership, Board, Management, Attorney-in-Fact, Influence, Other)	If Control is Ownership Provide Percentage	Ultimate Controlling Entity(ies)/Person(s)	Is an SCA Filing Re-quired? (Yes/No)	*
.0707	UnitedHealth Group Incorporated	.00000	45-3007213				HCP ACO California, LLC	CA	NIA	OptumCare Management, LLC	Ownership	100.000	UnitedHealth Group Incorporated	.NO.	
		.00000	33-0673883				Health Care-ONE Insurance Agency, Inc.	CA	NIA	USHEALTH Advisors, LLC	Ownership	50.000	UnitedHealth Group Incorporated	.NO.	
		.00000	20-5944768				Health Inventures Employment Solutions, LLC	DE	NIA	Health Inventures, LLC	Ownership	100.000	UnitedHealth Group Incorporated	.NO.	
		.00000	04-3723090				Health Inventures, LLC	DE	NIA	SC Affiliates, LLC	Ownership	100.000	UnitedHealth Group Incorporated	.NO.	
		.96342	88-0201035				Health Plan of Nevada, Inc.	NV	IA	Sierra Health Services, Inc.	Ownership	100.000	UnitedHealth Group Incorporated	.NO.	
		.00000	95-4526112				HealthCare Partners Affiliates Medical Group	CA	NIA	HealthCare Partners Associates Medical Group, P.C.	Ownership	95.000	UnitedHealth Group Incorporated	.NO.	.1
		.00000	26-4247365				HealthCare Partners ASC-HB, LLC	CA	NIA	Talbert Medical Group, P.C.	Ownership	100.000	UnitedHealth Group Incorporated	.NO.	.1
		.00000	95-4628842				HealthCare Partners ASC-LB, LLC	CA	NIA	HealthCare Partners Associates Medical Group, P.C.	Ownership	1.000	UnitedHealth Group Incorporated	.NO.	
		.00000	95-4628842				HealthCare Partners ASC-LB, LLC	CA	NIA	OptumCare Management, LLC	Ownership	99.000	UnitedHealth Group Incorporated	.NO.	
		.00000	45-5273760				HealthCare Partners Associates Medical Group, P.C.	CA	NIA	Physician(s) Owned	Influence	0.000	UnitedHealth Group Incorporated	.NO.	.1
.0707	UnitedHealth Group Incorporated	.00000	47-5274363				HealthCare Partners Management Services California, LLC	DE	NIA	OptumCare Management, LLC	Ownership	100.000	UnitedHealth Group Incorporated	.NO.	
		.00000	95-4340584				HealthCare Partners Medical Group, P.C.	CA	NIA	Physician(s) Owned	Influence	0.000	UnitedHealth Group Incorporated	.NO.	.1
		.00000	81-1080535				HealthCare Partners RE, LLC	DE	NIA	OptumCare Holdings, LLC	Ownership	100.000	UnitedHealth Group Incorporated	.NO.	
		.00000	77-0693060				Healthcare Solutions, Inc.	DE	NIA	OptumRx Administrative Services, LLC	Ownership	100.000	UnitedHealth Group Incorporated	.NO.	
		.00000	20-3349887				HealthEast Surgery Center-Maplewood, LLC	MN	NIA	H.I. Investments Holding Company, LLC	Ownership	25.352	UnitedHealth Group Incorporated	.NO.	.2
		.00000	47-2570595				HealthFirst IPA, Inc.	CO	NIA	New West Physicians, Inc.	Ownership	100.000	UnitedHealth Group Incorporated	.NO.	
		.00000	27-0277771				HealthMarkets Group, Inc.	DE	NIA	HealthMarkets, LLC	Ownership	100.000	UnitedHealth Group Incorporated	.NO.	
		.00000	46-1131431				HealthMarkets Insurance Agency, Inc.	DE	NIA	HealthMarkets Group, Inc.	Ownership	100.000	UnitedHealth Group Incorporated	.NO.	
		.00000	75-2044750	4346649			HealthMarkets Services, Inc.	DE	NIA	HealthMarkets Group, Inc.	Ownership	100.000	UnitedHealth Group Incorporated	.NO.	
		.00000	83-2329503				HealthMarkets, Inc.	DE	NIA	Golden Rule Financial Corporation	Ownership	100.000	UnitedHealth Group Incorporated	.NO.	
.0707	UnitedHealth Group Incorporated	.00000	83-2329503				HealthMarkets, LLC	DE	NIA	HealthMarkets, Inc.	Ownership	100.000	UnitedHealth Group Incorporated	.NO.	
		.00000	45-2548158				Healthplex America, LLC	FL	NIA	Marlin Holding Company LLC	Ownership	100.000	UnitedHealth Group Incorporated	.NO.	
		.00000	11-3554436				Healthplex Dental Services, Inc.	FL	IA	Healthplex, Inc.	Ownership	100.000	UnitedHealth Group Incorporated	.NO.	
		.11172	11-3469326				Healthplex I.P.A., Inc.	NY	NIA	Healthplex, Inc.	Ownership	100.000	UnitedHealth Group Incorporated	.NO.	
		.00000	20-8999255				Healthplex Insurance Company	NY	IA	Healthplex, Inc.	Ownership	100.000	UnitedHealth Group Incorporated	.NO.	
		.00000	20-5644765				Healthplex of CT, Inc.	CT	NIA	Healthplex, Inc.	Ownership	100.000	UnitedHealth Group Incorporated	.NO.	
		.00000	20-5644779				Healthplex of DC, Inc.	DC	NIA	Healthplex, Inc.	Ownership	100.000	UnitedHealth Group Incorporated	.NO.	
		.00000	32-0572262				Healthplex of MD, Inc.	MD	NIA	Healthplex, Inc.	Ownership	100.000	UnitedHealth Group Incorporated	.NO.	
		.00000	35-2633905				Healthplex of ME, Inc.	ME	NIA	Healthplex, Inc.	Ownership	100.000	UnitedHealth Group Incorporated	.NO.	
		.0707	UnitedHealth Group Incorporated	.12830	20-5343824				Healthplex of NC, Inc.	NC	NIA	Healthplex, Inc.	Ownership	100.000	UnitedHealth Group Incorporated
.00000	45-0705334						Healthplex of NJ, Inc.	NJ	IA	Healthplex, Inc.	Ownership	100.000	UnitedHealth Group Incorporated	.NO.	
.00000	11-2714365						Healthplex of TX, Inc.	TX	NIA	Healthplex, Inc.	Ownership	100.000	UnitedHealth Group Incorporated	.NO.	
.00000	71-0847266						Healthplex, Inc.	NY	NIA	Healthplex America, LLC	Ownership	100.000	UnitedHealth Group Incorporated	.NO.	
.00000	47-1409110						HealthSCOPE Benefits, Inc.	DE	NIA	HealthSCOPE Holdings, Inc.	Ownership	100.000	UnitedHealth Group Incorporated	.NO.	
.00000	83-2722254						HealthSCOPE Holdings, Inc.	DE	NIA	UMR, Inc.	Ownership	100.000	UnitedHealth Group Incorporated	.NO.	
.00000	83-2722254						Heartland Heart and Vascular, LLC	DE	NIA	SCA Heartland Holdings, LLC	Ownership	99.000	UnitedHealth Group Incorporated	.NO.	
.00000	83-2722254						Heartland Heart and Vascular, LLC	DE	NIA	Endoscopy Center Affiliates, Inc.	Ownership	1.000	UnitedHealth Group Incorporated	.NO.	
.00000	98-1443161						Help Seguros de Vida S.A.	CHL	NIA	Banmedica Internacional SpA	Ownership	0.000	UnitedHealth Group Incorporated	.NO.	
.00000	98-1443161						Help Seguros de Vida S.A.	CHL	NIA	Banmedica S.A.	Ownership	100.000	UnitedHealth Group Incorporated	.NO.	
.00000		.00000					Help Service S.A.	CHL	NIA	Saden S.A.	Ownership	0.000	UnitedHealth Group Incorporated	.NO.	
		.00000					Help Service S.A.	CHL	NIA	Banmedica S.A.	Ownership	100.000	UnitedHealth Group Incorporated	.NO.	
		.00000					Help Spa	CHL	NIA	Banmedica S.A.	Ownership	100.000	UnitedHealth Group Incorporated	.NO.	
		.00000					Help Spa	CHL	NIA	Saden S.A.	Ownership	0.000	UnitedHealth Group Incorporated	.NO.	
		.00000					Hemonefro – Hemodiálise e Nefrologia Ltda	BRA	NIA	Esho – Empresa de Serviços Hospitalares S.A.	Ownership	32.420	UnitedHealth Group Incorporated	.NO.	.2
		.00000	46-5291602				HFHS-SCA Holdings, LLC	MI	NIA	SC Affiliates, LLC	Ownership	49.000	UnitedHealth Group Incorporated	.NO.	.2
		.00000	84-1472832				Highlands Ranch Healthcare, LLC	CO	NIA	Urgent Care MSO, LLC	Ownership	100.000	UnitedHealth Group Incorporated	.NO.	
		.00000	98-1452260				Home Medical S.A.	CHL	NIA	Saden S.A.	Ownership	0.002	UnitedHealth Group Incorporated	.NO.	
		.00000	98-1452260				Home Medical S.A.	CHL	NIA	Help SpA	Ownership	99.998	UnitedHealth Group Incorporated	.NO.	
		.00000	81-0884465				Homecare Dimensions of Florida, Inc.	TX	NIA	WelMed Networks, Inc.	Ownership	100.000	UnitedHealth Group Incorporated	.NO.	.1

ANNUAL STATEMENT FOR THE YEAR 2021 OF THE Oxford Health Plans (NJ), Inc.

SCHEDULE Y
PART 1A - DETAIL OF INSURANCE HOLDING COMPANY SYSTEM

1	2	3	4	5	6	7	8	9	10	11	12	13	14	15	16
Group Code	Group Name	NAIC Company Code	ID Number	Federal RSSD	CIK	Name of Securities Exchange if Publicly Traded (U.S. or International)	Names of Parent, Subsidiaries Or Affiliates	Domi-ciliary Location	Relation-ship to Reporting Entity	Directly Controlled by (Name of Entity/Person)	Type of Control (Ownership, Board, Management, Attorney-in-Fact, Influence, Other)	If Control is Ownership Provide Percentage	Ultimate Controlling Entity(ies)/Person(s)	Is an SCA Filing Re-quired? (Yes/No)	*
		.0000	74-2758644				Homecare Dimensions, Inc.	TX	NIA	WellMed Networks, Inc.	Ownership	100.000	UnitedHealth Group Incorporated	NO	1
		.0000					Honodav SpA	CHL	NIA	Clínica Dávila y Servicios Médicos S.p.A.	Ownership	99.000	UnitedHealth Group Incorporated	NO	
		.0000					Honodav SpA	CHL	NIA	Servicios Integrados de Salud Ltda.	Ownership	1.000	UnitedHealth Group Incorporated	NO	
		.0000	20-8910978				Hospice Inspiris Holdings, Inc.	TN	NIA	Inspiris, Inc.	Ownership	100.000	UnitedHealth Group Incorporated	NO	
		.0000	98-1286038				Hospitais Associados de Pernambuco Ltda.	BRA	NIA	Esho – Empresa de Serviços Hospitalares S.A.	Ownership	100.000	UnitedHealth Group Incorporated	NO	
		.0000	98-1286038				Hospitais Associados de Pernambuco Ltda.	BRA	NIA	Hospital Alvorada Taguatinga Ltda.	Ownership	0.000	UnitedHealth Group Incorporated	NO	
		.0000					Hospital Alvorada Taguatinga Ltda.	BRA	NIA	Bosque Medical Center Ltda.	Ownership	6.793	UnitedHealth Group Incorporated	NO	
		.0000					Hospital Alvorada Taguatinga Ltda.	BRA	NIA	Esho – Empresa de Serviços Hospitalares S.A.	Ownership	7.393	UnitedHealth Group Incorporated	NO	
		.0000					Hospital Alvorada Taguatinga Ltda.	BRA	NIA	Amil Assistência Médica Internacional S.A.	Ownership	85.814	UnitedHealth Group Incorporated	NO	
		.0000	98-1389272				Hospital Ana Costa S.A.	BRA	NIA	Piano de Saúde Ana Costa Ltda.	Ownership	65.749	UnitedHealth Group Incorporated	NO	
		.0000	98-1389272				Hospital Ana Costa S.A.	BRA	NIA	Hospital Alvorada Taguatinga Ltda.	Ownership	34.205	UnitedHealth Group Incorporated	NO	
		.0000	98-1310065				Hospital de Clínicas de Jacarepaguá Ltda.	BRA	NIA	Cemed Care – Empresa de Atendimento Clínico Geral Ltda.	Ownership	0.000	UnitedHealth Group Incorporated	NO	
		.0000	98-1310065				Hospital de Clínicas de Jacarepaguá Ltda.	BRA	NIA	Esho – Empresa de Serviços Hospitalares S.A.	Ownership	100.000	UnitedHealth Group Incorporated	NO	
		.0000	98-1332673				Hospital Santa Helena S.A.	BRA	NIA	Esho – Empresa de Serviços Hospitalares S.A.	Ownership	72.196	UnitedHealth Group Incorporated	NO	
		.0000	98-1332673				Hospital Santa Helena S.A.	BRA	NIA	Elual Participações S.A.	Ownership	27.804	UnitedHealth Group Incorporated	NO	
		.0000	26-2912304				Humedica, Inc.	DE	NIA	United HealthCare Services, Inc.	Ownership	100.000	UnitedHealth Group Incorporated	NO	
		.0000	36-4331825				Hygeia Corporation	DE	NIA	UnitedHealth International, Inc.	Ownership	100.000	UnitedHealth Group Incorporated	NO	
		.0000	98-1106075				Hygeia Corporation (Ontario)	CAN	NIA	FrontierMEDEX US, Inc.	Ownership	100.000	UnitedHealth Group Incorporated	NO	
		.0000	84-4865867				IHD Holdings, LLC	DE	NIA	naviHealth, Inc.	Ownership	100.000	UnitedHealth Group Incorporated	NO	
		.0000	82-1341098				Illinois Independent Care Network, LLC	DE	NIA	Surgical Care Affiliates, LLC	Ownership	100.000	UnitedHealth Group Incorporated	NO	
		.0000	20-4351923				Impel Consulting Experts, L.L.C.	TX	NIA	Impel Management Services, L.L.C.	Ownership	100.000	UnitedHealth Group Incorporated	NO	
		.0000	75-2574317				Impel Management Services, L.L.C.	TX	NIA	USMD Holdings, Inc.	Ownership	100.000	UnitedHealth Group Incorporated	NO	
		.0000	27-3296953				IN Style OPTICAL, LLC	MA	NIA	Reliant Medical Group, Inc.	Ownership	100.000	UnitedHealth Group Incorporated	NO	1
		.0000	45-4132005				Indiana Care Organization, LLC	IN	NIA	AHN Target Holdings, LLC	Ownership	100.000	UnitedHealth Group Incorporated	NO	
		.0000	33-0618077				Inland Faculty Medical Group, Inc.	CA	NIA	NAMM Medical Group Holdings, Inc.	Ownership	100.000	UnitedHealth Group Incorporated	NO	1
		.0000	33-0018673				Inland Surgery Center, L.P.	CA	NIA	SC Affiliates, LLC	Ownership	5.275	UnitedHealth Group Incorporated	NO	
		.0000	33-0018673				Inland Surgery Center, L.P.	CA	NIA	Redlands Ambulatory Surgery Center	Ownership	51.000	UnitedHealth Group Incorporated	NO	
		.0000					Inmobiliaria Apoquindo 3001 S.A.	CHL	NIA	Cobranzas Banmédica SpA	Ownership	0.001	UnitedHealth Group Incorporated	NO	
		.0000					Inmobiliaria Apoquindo 3001 S.A.	CHL	NIA	Inmobiliaria Apoquindo S.A.	Ownership	99.999	UnitedHealth Group Incorporated	NO	
		.0000	98-1458683				Inmobiliaria Apoquindo 3600 Ltda.	CHL	NIA	Inmobiliaria Apoquindo 3001 S.A.	Ownership	0.300	UnitedHealth Group Incorporated	NO	
		.0000	98-1458683				Inmobiliaria Apoquindo 3600 Ltda.	CHL	NIA	Banmédica S.A.	Ownership	99.700	UnitedHealth Group Incorporated	NO	
		.0000	98-1443174				Inmobiliaria Apoquindo S.A.	CHL	NIA	Saden S.A.	Ownership	0.000	UnitedHealth Group Incorporated	NO	
		.0000	98-1443174				Inmobiliaria Apoquindo S.A.	CHL	NIA	Banmédica S.A.	Ownership	100.000	UnitedHealth Group Incorporated	NO	
		.0000	98-1458682				Inmobiliaria Clínica Santa María S.A.	CHL	NIA	Banmédica S.A.	Ownership	99.510	UnitedHealth Group Incorporated	NO	
		.0000	98-1454653				Inmobiliaria e Inversiones Alameda S.A.	CHL	NIA	Saden S.A.	Ownership	0.020	UnitedHealth Group Incorporated	NO	
		.0000	98-1454653				Inmobiliaria e Inversiones Alameda S.A.	CHL	NIA	Banmédica S.A.	Ownership	99.980	UnitedHealth Group Incorporated	NO	
		.0000	98-1460922				Inmobiliaria Viñamed Ltda.	CHL	NIA	Administradora Médica Centromed S.A.	Ownership	99.900	UnitedHealth Group Incorporated	NO	
		.0000	47-5640889				INOVB Surgical at Memorial City, LLC	TX	NIA	Memorial City Partners, LLC	Ownership	100.000	UnitedHealth Group Incorporated	NO	
		.0000	88-0482274				inPharmative, Inc.	NV	NIA	OptumRx Health Solutions, LLC	Ownership	100.000	UnitedHealth Group Incorporated	NO	
		.0000	45-2563134				Inspiris Medical Services of New Jersey, P.C.	NJ	NIA	Physician(s) Owned	Influence	0.000	UnitedHealth Group Incorporated	NO	1
		.0000	27-1561674				INSPIRIS of Michigan Medical Services, P.C.	MI	NIA	Physician(s) Owned	Influence	0.000	UnitedHealth Group Incorporated	NO	1
		.0000	13-4168739				INSPIRIS of New York Medical Services, P.C.	NV	NIA	Physician(s) Owned	Influence	0.000	UnitedHealth Group Incorporated	NO	1
		.0000	26-2895670				INSPIRIS of Pennsylvania Medical Services, P.C.	PA	NIA	Physician(s) Owned	Influence	0.000	UnitedHealth Group Incorporated	NO	1
		.0000	26-2885572				INSPIRIS of Texas Physician Group	TX	NIA	Optum Care Services Company	Ownership	100.000	UnitedHealth Group Incorporated	NO	
		.0000	33-0766366				Inspiris, Inc.	DE	NIA	Collaborative Care Holdings, LLC	Ownership	100.000	UnitedHealth Group Incorporated	NO	

41.10

ANNUAL STATEMENT FOR THE YEAR 2021 OF THE Oxford Health Plans (NJ), Inc.

SCHEDULE Y
PART 1A - DETAIL OF INSURANCE HOLDING COMPANY SYSTEM

1	2	3	4	5	6	7	8	9	10	11	12	13	14	15	16
Group Code	Group Name	NAIC Company Code	ID Number	Federal RSSD	CIK	Name of Securities Exchange if Publicly Traded (U.S. or International)	Names of Parent, Subsidiaries Or Affiliates	Domi-ciliary Location	Relation-ship to Reporting Entity	Directly Controlled by (Name of Entity/Person)	Type of Control (Ownership, Board, Management, Attorney-in-Fact, Influence, Other)	If Control is Ownership Provide Percentage	Ultimate Controlling Entity(ies)/Person(s)	Is an SCA Filing Re-quired? (Yes/No)	*
		.0000					Instituto Radium de Campinas Ltda	.BRA	.NIA	COI - Clinicas Oncológicas Integradas S.A.	Ownership	100.000	UnitedHealth Group Incorporated	.NO	
		.0000					Instituto Radium de Campinas Ltda	.BRA	.NIA	Esho - Empresa de Serviços Hospitalares S.A.	Ownership	0.000	UnitedHealth Group Incorporated	.NO	
.0707	UnitedHealth Group Incorporated	.0000	95-0856292				Inter-Hospital Physicians Association, Inc.	.OR	.NIA	Optum Oregon MISO, LLC	Ownership	100.000	UnitedHealth Group Incorporated	.NO	
		.1173	22-2321226				International Healthcare Services, Inc.	.NJ	.IA	Healthplex, Inc.	Ownership	100.000	UnitedHealth Group Incorporated	.NO	
		.0000	46-2215497				InTouch Pharmacy LLC	.GA	.NIA	Diplomat Pharmacy, Inc.	Ownership	100.000	UnitedHealth Group Incorporated	.NO	
		.0000	98-1452273				Inversiones Clínicas Santa María SpA	.CHL	.NIA	Banmedica S.A.	Ownership	100.000	UnitedHealth Group Incorporated	.NO	
		.0000	98-1448096				Isapre Banmedica S.A.	.CHL	.NIA	Clínica Dávila y Servicios Médicos S.p.A.	Ownership	0.000	UnitedHealth Group Incorporated	.NO	
		.0000	98-1448096				Isapre Banmedica S.A.	.CHL	.NIA	Banmedica S.A.	Ownership	100.000	UnitedHealth Group Incorporated	.NO	
		.0000	20-5377993				Johnston Surgicare, L.P.	.RI	.NIA	Surgery Center Holding, LLC	Ownership	1.000	UnitedHealth Group Incorporated	.NO	
		.0000	74-2544709				Joliet Surgery Center Limited Partnership	.IL	.NIA	Surgicare of Joliet, Inc.	Ownership	56.063	UnitedHealth Group Incorporated	.NO	
		.0000	68-0624157				Jordan Ridge Family Medicine, LLC	.DE	.NIA	Collaborative Care Services, Inc.	Ownership	100.000	UnitedHealth Group Incorporated	.NO	
		.0000	46-4755857				Joyable, Inc.	.DE	.NIA	AbleTo, Inc.	Ownership	100.000	UnitedHealth Group Incorporated	.NO	
		.0000	83-2306992				JPM Healthcare LLC	.DE	.NIA	SCA-JPM Holdings, LLC	Ownership	51.000	UnitedHealth Group Incorporated	.NO	
		.0000	86-2407758				Kokomo Outpatient Surgery Center, LLC	.IN	.NIA	SC Affiliates, LLC	Ownership	100.000	UnitedHealth Group Incorporated	.NO	
		.0000					La Esperanza del Perú S.A.	.PER	.NIA	Pacifico S.A. Entidad Prestadora de Salud	Ownership	100.000	UnitedHealth Group Incorporated	.NO	
		.0000	98-1456202				Laboratorio ROE S.A.	.PER	.NIA	Pacifico S.A. Entidad Prestadora de Salud	Ownership	100.000	UnitedHealth Group Incorporated	.NO	
		.0000					Laboratorios Médicos Amed Quilpué S.A.	.CHL	.NIA	Servicios Médicos Amed Quilpué S.A.	Ownership	0.100	UnitedHealth Group Incorporated	.NO	
		.0000					Laboratorios Médicos Amed Quilpué S.A.	.CHL	.NIA	Centromed Quilpué S.A.	Ownership	99.900	UnitedHealth Group Incorporated	.NO	
		.0000	36-4886532				Landmark Connect of California, PC	.CA	.NIA	Physician(s) Owned	Influence	0.000	UnitedHealth Group Incorporated	.NO	.1
		.0000	82-4121823				Landmark Connect of Oregon, P.C.	.OR	.NIA	Physician(s) Owned	Influence	0.000	UnitedHealth Group Incorporated	.NO	.1
		.0000	82-4513634				Landmark Connect of Pennsylvania, PC	.PA	.NIA	Physician(s) Owned	Influence	0.000	UnitedHealth Group Incorporated	.NO	.1
		.0000	82-4273042				Landmark Connect of Washington, P.C.	.WA	.NIA	Physician(s) Owned	Influence	0.000	UnitedHealth Group Incorporated	.NO	.1
		.0000	82-5437916				Landmark Group Holdings, LLC	.DE	.NIA	Laser Acquisition Holdings III, LLC	Ownership	100.000	UnitedHealth Group Incorporated	.NO	
		.0000	61-1889043				Landmark Health Holdings, LLC	.DE	.NIA	Landmark Intermediate Holdings, LLC	Ownership	100.000	UnitedHealth Group Incorporated	.NO	
		.0000	36-4785073				Landmark Health NY IPA, LLC	.NY	.NIA	Landmark Health, LLC	Ownership	100.000	UnitedHealth Group Incorporated	.NO	
		.0000	37-1774991				Landmark Health NY PO, LLC	.DE	.NIA	Landmark Health, LLC	Ownership	100.000	UnitedHealth Group Incorporated	.NO	
		.0000	35-2547489				Landmark Health of California, LLC	.DE	.NIA	Landmark Health, LLC	Ownership	100.000	UnitedHealth Group Incorporated	.NO	
		.0000	35-2616929				Landmark Health of Massachusetts, LLC	.DE	.NIA	Landmark Health, LLC	Ownership	100.000	UnitedHealth Group Incorporated	.NO	
		.0000	37-1880434				Landmark Health of North Carolina, LLC	.NC	.NIA	Landmark MSO, LLC	Ownership	100.000	UnitedHealth Group Incorporated	.NO	
		.0000	38-3952354				Landmark Health of Oregon, LLC	.DE	.NIA	Landmark Health, LLC	Ownership	100.000	UnitedHealth Group Incorporated	.NO	
		.0000	61-1781940				Landmark Health of Pennsylvania, LLC	.DE	.NIA	Landmark Health, LLC	Ownership	100.000	UnitedHealth Group Incorporated	.NO	
		.0000	61-1752988				Landmark Health of Washington, LLC	.DE	.NIA	Landmark Health, LLC	Ownership	100.000	UnitedHealth Group Incorporated	.NO	
		.0000					Landmark Health Technologies Private Limited								
		.0000					Landmark Health Technologies Private Limited	.IND	.NIA	Landmark India, LLC	Ownership	0.010	UnitedHealth Group Incorporated	.NO	
		.0000					Landmark Health, LLC	.IND	.NIA	Landmark Health, LLC	Ownership	99.990	UnitedHealth Group Incorporated	.NO	
		.0000	46-3015502				Landmark Health, LLC	.DE	.NIA	Landmark Health Holdings, LLC	Ownership	100.000	UnitedHealth Group Incorporated	.NO	
		.0000	37-1776229				Landmark India, LLC	.DE	.NIA	Landmark Health, LLC	Ownership	100.000	UnitedHealth Group Incorporated	.NO	
		.0000	61-1888278				Landmark Intermediate Holdings, LLC	.DE	.NIA	Landmark Group Holdings, LLC	Ownership	100.000	UnitedHealth Group Incorporated	.NO	
		.0000	85-0997438				Landmark Medical of Arkansas, P.A.	.AR	.NIA	Physician(s) Owned	Influence	0.000	UnitedHealth Group Incorporated	.NO	.1
		.0000	47-4553619				Landmark Medical of California, PC	.CA	.NIA	Physician(s) Owned	Influence	0.000	UnitedHealth Group Incorporated	.NO	.1
		.0000	83-2295301				Landmark Medical of Connecticut, PC	.CT	.NIA	Physician(s) Owned	Influence	0.000	UnitedHealth Group Incorporated	.NO	.1
		.0000	85-0838149				Landmark Medical of Florida, P.A.	.FL	.NIA	Physician(s) Owned	Influence	0.000	UnitedHealth Group Incorporated	.NO	.1
		.0000					Landmark Medical of Idaho, PC	.ID	.NIA	Physician(s) Owned	Influence	0.000	UnitedHealth Group Incorporated	.NO	.1
		.0000	82-4633545				Landmark Medical of Kansas, P.A.	.KS	.NIA	Physician(s) Owned	Influence	0.000	UnitedHealth Group Incorporated	.NO	.1
		.0000	82-4881602				Landmark Medical of Kentucky, PSC	.KY	.NIA	Physician(s) Owned	Influence	0.000	UnitedHealth Group Incorporated	.NO	.1
		.0000	82-4881732				Landmark Medical of Louisiana, a Professional Corporation	.LA	.NIA	Physician(s) Owned	Influence	0.000	UnitedHealth Group Incorporated	.NO	.1
		.0000	81-5364097				Landmark Medical of Massachusetts, PLLC	.MA	.NIA	Physician(s) Owned	Influence	0.000	UnitedHealth Group Incorporated	.NO	.1
		.0000	86-3599871				Landmark Medical of Michigan, P.C.	.MI	.NIA	Physician(s) Owned	Influence	0.000	UnitedHealth Group Incorporated	.NO	.1
		.0000	82-5084178				Landmark Medical of Mississippi, P.C.	.MS	.NIA	Physician(s) Owned	Influence	0.000	UnitedHealth Group Incorporated	.NO	.1
		.0000	82-4857713				Landmark Medical of Missouri, P.C.	.MO	.NIA	Physician(s) Owned	Influence	0.000	UnitedHealth Group Incorporated	.NO	.1

ANNUAL STATEMENT FOR THE YEAR 2021 OF THE Oxford Health Plans (NJ), Inc.

SCHEDULE Y
PART 1A - DETAIL OF INSURANCE HOLDING COMPANY SYSTEM

1	2	3	4	5	6	7	8	9	10	11	12	13	14	15	16
Group Code	Group Name	NAIC Company Code	ID Number	Federal RSSD	CIK	Name of Securities Exchange if Publicly Traded (U.S. or International)	Names of Parent, Subsidiaries Or Affiliates	Domi-ciliary Location	Relation-ship to Reporting Entity	Directly Controlled by (Name of Entity/Person)	Type of Control (Ownership, Board, Management, Attorney-in-Fact, Influence, Other)	If Control is Ownership Provide Percentage	Ultimate Controlling Entity(ies)/Person(s)	Is an SCA Filing Re-quired? (Yes/No)	*
		.0000	85-1174070				Landmark Medical of New Hampshire, P.C.	NH	NIA	Physician(s) Owned	Influence	0.000	UnitedHealth Group Incorporated	NO	1
		.0000	82-4256752				Landmark Medical of North Carolina, P.C.	NC	NIA	Physician(s) Owned	Influence	0.000	UnitedHealth Group Incorporated	NO	1
		.0000	82-4864947				Landmark Medical of Ohio, Professional Corporation	OH	NIA	Physician(s) Owned	Influence	0.000	UnitedHealth Group Incorporated	NO	1
		.0000	47-2926188				Landmark Medical of Oregon, PC	OR	NIA	Physician(s) Owned	Influence	0.000	UnitedHealth Group Incorporated	NO	1
		.0000	81-1605378				Landmark Medical of Pennsylvania, PC	PA	NIA	Physician(s) Owned	Influence	0.000	UnitedHealth Group Incorporated	NO	1
		.0000	84-2830065				Landmark Medical of Rhode Island, PC	RI	NIA	Physician(s) Owned	Influence	0.000	UnitedHealth Group Incorporated	NO	1
		.0000	30-1288593				Landmark Medical of Tennessee, PC	TN	NIA	Physician(s) Owned	Influence	0.000	UnitedHealth Group Incorporated	NO	1
		.0000	83-2296389				Landmark Medical of Texas, PA	TX	NIA	Physician(s) Owned	Influence	0.000	UnitedHealth Group Incorporated	NO	1
		.0000	84-2660339				Landmark Medical of Utah, PC	UT	NIA	Physician(s) Owned	Influence	0.000	UnitedHealth Group Incorporated	NO	1
		.0000	85-0839774				Landmark Medical of Virginia, P.C.	VA	NIA	Physician(s) Owned	Influence	0.000	UnitedHealth Group Incorporated	NO	1
		.0000	47-3028655				Landmark Medical of Washington, PC	WA	NIA	Physician(s) Owned	Influence	0.000	UnitedHealth Group Incorporated	NO	1
		.0000	47-1588943				Landmark Medical, P.C.	NY	NIA	Physician(s) Owned	Influence	0.000	UnitedHealth Group Incorporated	NO	1
		.0000	32-0446592				Landmark ISO, LLC	DE	NIA	Landmark Health, LLC	Ownership	100.000	UnitedHealth Group Incorporated	NO	
		.0000	85-3189716				Landmark Primary Care, LLC	DE	NIA	Landmark Health, LLC	Ownership	100.000	UnitedHealth Group Incorporated	NO	
		.0000					Laser Acquisition Holdings III, LLC	DE	NIA	OptumHealth Holdings, LLC	Ownership	100.000	UnitedHealth Group Incorporated	NO	
		.0000	81-3732334				LDI Holding Company, LLC	DE	NIA	Diplomat Pharmacy, Inc.	Ownership	100.000	UnitedHealth Group Incorporated	NO	
		.0000	38-4062192				LDI Management Services, LLC	DE	NIA	LDI Holding Company, LLC	Ownership	100.000	UnitedHealth Group Incorporated	NO	
		.0000	81-3741657				Leehar Distributors, LLC	DE	NIA	LDI Holding Company, LLC	Ownership	100.000	UnitedHealth Group Incorporated	NO	
		.0000					Lemhi Ventures Fund I, LP	DE	NIA	Bind LH Holdings, Inc.	Ownership	0.550	UnitedHealth Group Incorporated	NO	
		.0000					Lemhi Ventures Fund II, LP	DE	NIA	United HealthCare Services, Inc.	Ownership	99.450	UnitedHealth Group Incorporated	NO	
		.0000					Lemhi Ventures Fund III, LP	DE	NIA	United HealthCare Services, Inc.	Ownership	99.200	UnitedHealth Group Incorporated	NO	
		.0000	32-0543788				Level2 Health Holdings, Inc.	DE	NIA	Bind LH Holdings, Inc.	Ownership	0.800	UnitedHealth Group Incorporated	NO	
		.0000	82-3161933				Level2 Health IPA, LLC	DE	NIA	UnitedHealth Group Ventures, LLC	Ownership	100.000	UnitedHealth Group Incorporated	NO	
		.0000	82-3130872				Level2 Health Management, LLC	DE	NIA	Level2 Health Holdings, Inc.	Ownership	100.000	UnitedHealth Group Incorporated	NO	
		.0000	84-5003916				Level2 Medical Services, P.A.	DE	NIA	Level2 Health Holdings, Inc.	Ownership	100.000	UnitedHealth Group Incorporated	NO	
		.0000	87-2684015				Level2 Medical Services, P.A. New Jersey	NJ	NIA	Physician(s) Owned	Influence	0.000	UnitedHealth Group Incorporated	NO	1
		.0000	87-2600511				Level2 Medical Services, P.C. Alaska	AK	NIA	Physician(s) Owned	Influence	0.000	UnitedHealth Group Incorporated	NO	1
		.0000					Level2 Medical Services, P.C. California	CA	NIA	Physician(s) Owned	Influence	0.000	UnitedHealth Group Incorporated	NO	1
		.0000	87-0989804				Level2 Medical Services, P.C. Utah	UT	NIA	Physician(s) Owned	Influence	0.000	UnitedHealth Group Incorporated	NO	1
		.0000	61-1028180				Lexington Surgery Center, Ltd.	KY	NIA	Surgery Center of Lexington, LLC	Ownership	78.500	UnitedHealth Group Incorporated	NO	2
		.0000	36-3468942				LGH-A/Golf ASTC, L.L.C.	IL	NIA	Advocate-SCA Partners, LLC	Ownership	49.000	UnitedHealth Group Incorporated	NO	2
		.0000	81-4465348				Liberty Anesthesia Services, LLC	IL	NIA	SCA-Winchester, LLC	Ownership	25.000	UnitedHealth Group Incorporated	NO	2
		.0000	32-0409538				LifePrint Accountable Care Organization, LLC	DE	NIA	Collaborative Care Holdings, LLC	Ownership	100.000	UnitedHealth Group Incorporated	NO	
		.0000	27-2309024				LifePrint Health, Inc.	DE	NIA	Collaborative Care Holdings, LLC	Ownership	100.000	UnitedHealth Group Incorporated	NO	
		.0000	58-2305878				Lifellell Ltd. Co.	GA	NIA	HealthScope Benefits, Inc.	Ownership	100.000	UnitedHealth Group Incorporated	NO	
		.0000	51-0277181				Limestone Medical Center, LLC	DE	NIA	Virtua-SCA Holdings II, LLC	Ownership	60.000	UnitedHealth Group Incorporated	NO	2
		.0000					Logan Surgical Suites, LLC	UT	NIA	SCA Northern Utah Holdings, LLC	Ownership	55.000	UnitedHealth Group Incorporated	NO	
		.0000	98-1337963				Loitén-Eyes Oftalmología Clínica e Cirúrgica Ltda.	BRA	NIA	Hospital Alvorada Taguatinga Ltda.	Ownership	100.000	UnitedHealth Group Incorporated	NO	
		.0000	98-1337963				Lotten-Eyes Oftalmología Clínica e Cirúrgica Ltda.	BRA	NIA	Esho - Empresa de Serviços Hospitalares S.A.	Ownership	0.000	UnitedHealth Group Incorporated	NO	
		.0000	62-1179566				Louisville S.C., Ltd.	KY	NIA	Surgery Center of Louisville, LLC	Ownership	59.400	UnitedHealth Group Incorporated	NO	
		.0000	62-1179538				Louisville-SC Properties, Inc.	KY	NIA	SC Affiliates, LLC	Ownership	100.000	UnitedHealth Group Incorporated	NO	
		.0000	36-4119519				Loyola Ambulatory Surgery Center at Oakbrook, Inc.	IL	NIA	ASC Network, LLC	Ownership	100.000	UnitedHealth Group Incorporated	NO	
		.0000	36-4119522				Loyola Ambulatory Surgery Center at Oakbrook, L.P.	IL	NIA	Loyola Ambulatory Surgery Center at Oakbrook, Inc.	Ownership	45.000	UnitedHealth Group Incorporated	NO	2
		.0000	98-1137620				Lusiadas - Parcerias Cascais, S.A.	PRT	NIA	Lusiadas SGPS, S.A.	Ownership	100.000	UnitedHealth Group Incorporated	NO	
		.0000	98-1139095				Lusiadas A.C.E.	PRT	NIA	CLISA - Clínica de Santo António, S.A.	Ownership	10.000	UnitedHealth Group Incorporated	NO	
		.0000	98-1139095				Lusiadas A.C.E.	PRT	NIA	Lusiadas - Parcerias Cascais, S.A.	Ownership	10.000	UnitedHealth Group Incorporated	NO	
		.0000	98-1139095				Lusiadas A.C.E.	PRT	NIA	Lusiadas SGPS, S.A.	Ownership	55.000	UnitedHealth Group Incorporated	NO	

ANNUAL STATEMENT FOR THE YEAR 2021 OF THE Oxford Health Plans (NJ), Inc.

SCHEDULE Y
PART 1A - DETAIL OF INSURANCE HOLDING COMPANY SYSTEM

1	2	3	4	5	6	7	8	9	10	11	12	13	14	15	16
Group Code	Group Name	NAIC Company Code	ID Number	Federal RSSD	CIK	Name of Securities Exchange if Publicly Traded (U.S. or International)	Names of Parent, Subsidiaries Or Affiliates	Domiciliary Location	Relationship to Reporting Entity	Directly Controlled by (Name of Entity/Person)	Type of Control (Ownership, Board, Management, Attorney-in-Fact, Influence, Other)	If Control is Ownership Provide Percentage	Ultimate Controlling Entity(ies)/Person(s)	Is an SCA Filing Required? (Yes/No)	*
		.00000	98-1139095				Lusiadas A.C.E.	.PRT	NIA	C�nica M�dico Cir�rgica de Santa Tecla, S.A.	Ownership	5.000	UnitedHealth Group Incorporated	.NO.	
		.00000	98-1139095				Lusiadas A.C.E.	.PRT	NIA	Lusiadas, S.A.	Ownership	20.000	UnitedHealth Group Incorporated	.NO.	
		.00000					Lusiadas Algarve, S.A.	.PRT	NIA	Lusiadas, SGPS, S.A.	Ownership	100.000	UnitedHealth Group Incorporated	.NO.	
		.00000	98-1139089				Lusiadas, S.A.	.PRT	NIA	Lusiadas, SGPS, S.A.	Ownership	100.000	UnitedHealth Group Incorporated	.NO.	
		.00000	98-1138570				Lusiadas, SGPS, S.A.	.PRT	NIA	AMIL International S.�.r.l.	Ownership	100.000	UnitedHealth Group Incorporated	.NO.	
		.00000	02-0749532				Lutheran Campus ASC, LLC	.CO	NIA	SCLHS-SCA Holdings, LLC	Ownership	62.810	UnitedHealth Group Incorporated	.NO.	
		.00000	20-2547795				Main Line Spine Surgery Center, LLC	.PA	NIA	Virtua-SCA Holdings II, LLC	Ownership	55.000	UnitedHealth Group Incorporated	.NO.	2
.0707	UnitedHealth Group Incorporated	.60321	52-1803283				MANSI Life and Health Insurance Company	.MD	IA	United HealthCare Services, Inc.	Ownership	100.000	UnitedHealth Group Incorporated	.NO.	
.0707	UnitedHealth Group Incorporated	.52014	65-0303864				Managed Care of North America, Inc.	.FL	IA	MCNA Health Care Holdings, LLC	Ownership	100.000	UnitedHealth Group Incorporated	.NO.	
		.00000	14-1782475				Managed Physical Network, Inc.	.NY	NIA	OptumHealth Care Solutions, LLC	Ownership	100.000	UnitedHealth Group Incorporated	.NO.	
		.00000	86-1354607				Mansfield Endoscopy Center, LLC	.TX	NIA	Surgical Care Affiliates, LLC	Influence	0.000	UnitedHealth Group Incorporated	.NO.	
		.00000	20-2880404				March Holdings, Inc.	.CA	NIA	Specialty Benefits, LLC	Ownership	100.000	UnitedHealth Group Incorporated	.NO.	
		.00000	95-4874334				March Vision Care Group, Incorporated	.CA	NIA	California Spring Holdings, PC	Ownership	100.000	UnitedHealth Group Incorporated	.NO.	1
		.00000	27-3115058				March Vision Care IPA, Inc.	.NY	NIA	March Vision Care Group, Incorporated	Ownership	100.000	UnitedHealth Group Incorporated	.NO.	1
		.00000	45-4227915				March Vision Care of Texas, Inc.	.TX	NIA	March Vision Care Group, Incorporated	Ownership	100.000	UnitedHealth Group Incorporated	.NO.	1
		.00000	20-3042852				March Vision Care, Inc.	.CA	NIA	March Holdings, Inc.	Ownership	100.000	UnitedHealth Group Incorporated	.NO.	
		.00000	94-3377073				Marin Health Ventures, LLC	.CA	NIA	Marin Specialty Surgery Center, LLC	Ownership	100.000	UnitedHealth Group Incorporated	.NO.	
		.00000	26-2637247				Marin Specialty Surgery Center, LLC	.CA	NIA	MGH/SCA, LLC	Ownership	51.000	UnitedHealth Group Incorporated	.NO.	
		.00000	26-2601943				Marin Surgery Holdings, Inc.	.DE	NIA	SC Affiliates, LLC	Ownership	100.000	UnitedHealth Group Incorporated	.NO.	
		.00000	85-2924503				Marlin Holding Company LLC	.DE	NIA	Specialty Benefits, LLC	Ownership	100.000	UnitedHealth Group Incorporated	.NO.	
		.00000	52-1456812				Maryland Ambulatory Centers, LLC	.MD	NIA	Surgery Center of Ellicott City, Inc.	Ownership	50.000	UnitedHealth Group Incorporated	.NO.	
		.00000	52-1456812				Maryland Ambulatory Centers, LLC	.MD	NIA	Maryland-SCA Centers, LLC	Ownership	44.118	UnitedHealth Group Incorporated	.NO.	
		.00000	52-1401791				Maryland-SCA Centers, LLC	.DE	NIA	SC Affiliates, LLC	Ownership	100.000	UnitedHealth Group Incorporated	.NO.	
		.00000					Massachusetts Assurance Company, Ltd. PIC	.CYM	NIA	H&W Indemnity (SPC), Ltd.	Ownership	99.992	UnitedHealth Group Incorporated	.NO.	
		.00000					Massachusetts Assurance Company, Ltd. PIC	.CYM	NIA	Collaborative Care Holdings, LLC	Ownership	0.008	UnitedHealth Group Incorporated	.NO.	
		.00000	20-0815305				Massachusetts Avenue Surgery Center, LLC	.MD	NIA	SC Affiliates, LLC	Ownership	1.540	UnitedHealth Group Incorporated	.NO.	
		.00000	20-0815305				Massachusetts Avenue Surgery Center, LLC	.MD	NIA	SCA-Bethesda, LLC	Ownership	60.441	UnitedHealth Group Incorporated	.NO.	
		.00000	43-1967820				MAT-RX DEVELOPMENT, L.L.C.	.TX	NIA	WellMed Networks, Inc.	Ownership	100.000	UnitedHealth Group Incorporated	.NO.	1
		.00000	35-2262695				Mat-Rx Fort Worth GP, L.L.C.	.TX	NIA	MAT-RX DEVELOPMENT, L.L.C.	Ownership	100.000	UnitedHealth Group Incorporated	.NO.	1
		.00000	62-1600267				McKenzie Surgery Center, L.P.	.TN	NIA	SCA-Eugene, Inc.	Ownership	30.000	UnitedHealth Group Incorporated	.NO.	2
		.00000	45-2542951				MCNA Health Care Holdings, LLC	.FL	NIA	Marlin Holding Company LLC	Ownership	100.000	UnitedHealth Group Incorporated	.NO.	
.0707	UnitedHealth Group Incorporated	.14063	52-2459969				MCNA Insurance Company	.TX	IA	MCNA Health Care Holdings, LLC	Ownership	100.000	UnitedHealth Group Incorporated	.NO.	
		.00000	45-3641822				MCNA Systems Corp.	.FL	NIA	MCNA Health Care Holdings, LLC	Ownership	100.000	UnitedHealth Group Incorporated	.NO.	
		.00000	42-1741594				MD Ops, Inc.	.CA	NIA	North American Medical Management California, Inc.	Ownership	100.000	UnitedHealth Group Incorporated	.NO.	
.0707	UnitedHealth Group Incorporated	.96310	52-1169135				MD-Individual Practice Association, Inc.	.MD	IA	United HealthCare Services, Inc.	Ownership	100.000	UnitedHealth Group Incorporated	.NO.	
		.00000	83-1183650				ME AHS UC LLC	.DE	NIA	Riverside Medical Management, LLC	Ownership	70.000	UnitedHealth Group Incorporated	.NO.	
		.00000	81-0936574				ME Urgent Care Nebraska, Inc.	.NE	NIA	Physician(s) Owned	Influence	0.000	UnitedHealth Group Incorporated	.NO.	1
		.00000	20-3824377				MedExpress Development, LLC	.FL	NIA	Urgent Care MSO, LLC	Ownership	100.000	UnitedHealth Group Incorporated	.NO.	
		.00000	81-1265129				MedExpress Employed Services, Inc.	.DE	NIA	Physician(s) Owned	Influence	0.000	UnitedHealth Group Incorporated	.NO.	1
		.00000	81-4550969				MedExpress Primary Care Arizona, P.C.	.AZ	NIA	Physician(s) Owned	Influence	0.000	UnitedHealth Group Incorporated	.NO.	1
		.00000	84-4234388				MedExpress Primary Care Arkansas, P.A.	.AR	NIA	Physician(s) Owned	Influence	0.000	UnitedHealth Group Incorporated	.NO.	1
		.00000	81-4605885				MedExpress Primary Care Kansas, P.A.	.KS	NIA	Physician(s) Owned	Influence	0.000	UnitedHealth Group Incorporated	.NO.	1
		.00000	82-3384324				MedExpress Primary Care Maryland, P.C.	.MD	NIA	Physician(s) Owned	Influence	0.000	UnitedHealth Group Incorporated	.NO.	1
		.00000	82-1096099				MedExpress Primary Care Massachusetts, P.C.	.MA	NIA	Physician(s) Owned	Influence	0.000	UnitedHealth Group Incorporated	.NO.	1
		.00000	81-4396738				MedExpress Primary Care Minnesota P.C.	.MN	NIA	Physician(s) Owned	Influence	0.000	UnitedHealth Group Incorporated	.NO.	1
		.00000	83-1077265				MedExpress Primary Care Oklahoma, P.C.	.OK	NIA	Physician(s) Owned	Influence	0.000	UnitedHealth Group Incorporated	.NO.	1
		.00000					MedExpress Primary Care South Carolina, P.C.	.SC	NIA	Physician(s) Owned	Influence	0.000	UnitedHealth Group Incorporated	.NO.	1
		.00000	83-0764858				MedExpress Primary Care Texas, P.A.	.TX	NIA	Physician(s) Owned	Influence	0.000	UnitedHealth Group Incorporated	.NO.	1
		.00000	84-2500750				MedExpress Primary Care Virginia, P.C.	.VA	NIA	Physician(s) Owned	Influence	0.000	UnitedHealth Group Incorporated	.NO.	1
		.00000	82-3395792				MedExpress Primary Care West Virginia, Inc.	.WV	NIA	Physician(s) Owned	Influence	0.000	UnitedHealth Group Incorporated	.NO.	1
		.00000	82-4401181				MedExpress Primary Care Wisconsin, S.C.	.WI	NIA	Physician(s) Owned	Influence	0.000	UnitedHealth Group Incorporated	.NO.	1
		.00000	81-4563448				MedExpress Primary Care Wisconsin, S.C.	.WI	NIA	Physician(s) Owned	Influence	0.000	UnitedHealth Group Incorporated	.NO.	1

ANNUAL STATEMENT FOR THE YEAR 2021 OF THE Oxford Health Plans (NJ), Inc.

SCHEDULE Y
PART 1A - DETAIL OF INSURANCE HOLDING COMPANY SYSTEM

1	2	3	4	5	6	7	8	9	10	11	12	13	14	15	16
Group Code	Group Name	NAIC Company Code	ID Number	Federal RSSD	CIK	Name of Securities Exchange if Publicly Traded (U.S. or International)	Names of Parent, Subsidiaries Or Affiliates	Domiciliary Location	Relationship to Reporting Entity	Directly Controlled by (Name of Entity/Person)	Type of Control (Ownership, Board, Management, Attorney-in-Fact, Influence, Other)	If Control is Ownership Provide Percentage	Ultimate Controlling Entity(ies)/Person(s)	Is an SCA Filing Required? (Yes/No)	*
		.00000	83-2089623				MedExpress Urgent Care - Northern New Jersey PC	NJ	NIA	Physician(s) Owned	Influence	0.000	UnitedHealth Group Incorporated	NO	1
		.00000	45-5388778				MedExpress Urgent Care - New Jersey, P.C.	NJ	NIA	Physician(s) Owned	Influence	0.000	UnitedHealth Group Incorporated	NO	1
		.00000	32-0533926				MedExpress Urgent Care Alabama, LLC	AL	NIA	Urgent Care Holdings, Inc.	Ownership	100.000	UnitedHealth Group Incorporated	NO	1
		.00000	81-4030280				MedExpress Urgent Care Arizona, P.C.	AZ	NIA	Physician(s) Owned	Influence	0.000	UnitedHealth Group Incorporated	NO	1
		.00000	46-4348120				MedExpress Urgent Care Arkansas, P.A.	AR	NIA	Physician(s) Owned	Influence	0.000	UnitedHealth Group Incorporated	NO	1
		.00000	82-0930142				MedExpress Urgent Care California, P.C.	CA	NIA	Physician(s) Owned	Influence	0.000	UnitedHealth Group Incorporated	NO	1
		.00000	81-1956812				MedExpress Urgent Care Connecticut, P.C.	CT	NIA	Physician(s) Owned	Influence	0.000	UnitedHealth Group Incorporated	NO	1
		.00000	82-1135336				MedExpress Urgent Care Idaho, P.C.	ID	NIA	Physician(s) Owned	Influence	0.000	UnitedHealth Group Incorporated	NO	1
		.00000	47-4308614				MedExpress Urgent Care Illinois, P.C.	IL	NIA	Physician(s) Owned	Influence	0.000	UnitedHealth Group Incorporated	NO	1
		.00000	81-5353472				MedExpress Urgent Care Iowa, P.C.	IA	NIA	Physician(s) Owned	Influence	0.000	UnitedHealth Group Incorporated	NO	1
		.00000	47-1919283				MedExpress Urgent Care Kansas, P.A.	KS	NIA	Physician(s) Owned	Influence	0.000	UnitedHealth Group Incorporated	NO	1
		.00000	82-1719888				MedExpress Urgent Care Maine, Inc.	ME	NIA	Urgent Care Holdings, Inc.	Ownership	100.000	UnitedHealth Group Incorporated	NO	1
		.00000	81-1125396				MedExpress Urgent Care Minnesota P.C.	MIN	NIA	Physician(s) Owned	Influence	0.000	UnitedHealth Group Incorporated	NO	1
		.00000	47-3132625				MedExpress Urgent Care Missouri P.C.	MO	NIA	Physician(s) Owned	Influence	0.000	UnitedHealth Group Incorporated	NO	1
		.00000	82-0631738				MedExpress Urgent Care New Hampshire, Inc.	NH	NIA	Urgent Care Holdings, Inc.	Ownership	100.000	UnitedHealth Group Incorporated	NO	1
		.00000	81-5138747				MedExpress Urgent Care North Carolina, P.C.	NC	NIA	Physician(s) Owned	Influence	0.000	UnitedHealth Group Incorporated	NO	1
		.00000	20-2545363				MedExpress Urgent Care of Boynton Beach, LLC	FL	NIA	MedExpress Development, LLC	Ownership	100.000	UnitedHealth Group Incorporated	NO	1
		.00000	82-1919436				MedExpress Urgent Care Oregon, P.C.	OR	NIA	Physician(s) Owned	Influence	0.000	UnitedHealth Group Incorporated	NO	1
		.00000	81-5362765				MedExpress Urgent Care Rhode Island, P.C.	RI	NIA	Physician(s) Owned	Influence	0.000	UnitedHealth Group Incorporated	NO	1
		.00000	81-5380706				MedExpress Urgent Care South Carolina, P.C.	SC	NIA	Physician(s) Owned	Influence	0.000	UnitedHealth Group Incorporated	NO	1
		.00000	47-5147441				MedExpress Urgent Care Texas, P.A.	TX	NIA	Physician(s) Owned	Influence	0.000	UnitedHealth Group Incorporated	NO	1
		.00000	82-2443118				MedExpress Urgent Care Washington, P.C.	WA	NIA	Physician(s) Owned	Influence	0.000	UnitedHealth Group Incorporated	NO	1
		.00000	81-4281678				MedExpress Urgent Care Wisconsin, S.C.	WI	NIA	Physician(s) Owned	Influence	0.000	UnitedHealth Group Incorporated	NO	1
		.00000	85-1474287				MedExpress Urgent Care, Inc. - Ohio	OH	NIA	Urgent Care Holdings, Inc.	Ownership	100.000	UnitedHealth Group Incorporated	NO	1
		.00000	26-4546400				MedExpress Urgent Care, Inc. - West Virginia	WV	NIA	Physician(s) Owned	Influence	0.000	UnitedHealth Group Incorporated	NO	1
		.00000	47-1804667				MedExpress Urgent Care, P.C. - Georgia	GA	NIA	Physician(s) Owned	Influence	0.000	UnitedHealth Group Incorporated	NO	1
		.00000	90-0929572				MedExpress Urgent Care, P.C. - Indiana	IN	NIA	Physician(s) Owned	Influence	0.000	UnitedHealth Group Incorporated	NO	1
		.00000	45-3461101				MedExpress Urgent Care, P.C. - Maryland	MD	NIA	Physician(s) Owned	Influence	0.000	UnitedHealth Group Incorporated	NO	1
		.00000	47-1857908				MedExpress Urgent Care, P.C. - Massachusetts	MA	NIA	Physician(s) Owned	Influence	0.000	UnitedHealth Group Incorporated	NO	1
		.00000	46-4793937				MedExpress Urgent Care, P.C. - Michigan	MI	NIA	Physician(s) Owned	Influence	0.000	UnitedHealth Group Incorporated	NO	1
		.00000	47-1824365				MedExpress Urgent Care, P.C. - Oklahoma	OK	NIA	Physician(s) Owned	Influence	0.000	UnitedHealth Group Incorporated	NO	1
		.00000	26-3750502				MedExpress Urgent Care, P.C. - Pennsylvania	PA	NIA	Physician(s) Owned	Influence	0.000	UnitedHealth Group Incorporated	NO	1
		.00000	45-4973138				MedExpress Urgent Care, P.C. - Tennessee	TN	NIA	Physician(s) Owned	Influence	0.000	UnitedHealth Group Incorporated	NO	1
		.00000	45-3123110				MedExpress Urgent Care, P.C. - Virginia	VA	NIA	Physician(s) Owned	Influence	0.000	UnitedHealth Group Incorporated	NO	1
		.00000	83-1565124				MedExpress Urgent Care, P.S.C. - Kentucky	KY	NIA	Physician(s) Owned	Influence	0.000	UnitedHealth Group Incorporated	NO	1
		.00000	45-5436856				MedExpress, Inc. - Delaware	DE	NIA	Physician(s) Owned	Influence	0.000	UnitedHealth Group Incorporated	NO	1
		.00000	75-2566987				Medical Clinic of North Texas PLLC	TX	NIA	USMD Affiliated Services	Ownership	100.000	UnitedHealth Group Incorporated	NO	1
		.00000					Medical Hilfe S.A.	CHL	NIA	Saden S.A.	Ownership	0.000	UnitedHealth Group Incorporated	NO	1
		.00000					Medical Hilfe S.A.	CHL	NIA	Home Medical S.A.	Ownership	100.000	UnitedHealth Group Incorporated	NO	1
		.00000	95-4708497				Medical Support Los Angeles, Inc.	CA	NIA	MSLA Management LLC	Ownership	100.000	UnitedHealth Group Incorporated	NO	1
		.00000	26-0636717				Medical Surgical Centers of America, Inc.	DE	NIA	ASC Network, LLC	Ownership	100.000	UnitedHealth Group Incorporated	NO	1
		.00000	32-0037402				Medical Transportation Services, LLC	FL	NIA	United HealthCare Services, Inc.	Ownership	100.000	UnitedHealth Group Incorporated	NO	1
		.00000	75-2515691				MedSynergies, LLC	DE	NIA	Mustang Razorback Holdings, Inc.	Ownership	100.000	UnitedHealth Group Incorporated	NO	1
		.00000	58-2101921				Melbourne Surgery Center, LLC	GA	NIA	Surgical Care Partners of Melbourne, LLC	Ownership	100.000	UnitedHealth Group Incorporated	NO	1
		.00000	82-4964787				Memorial City Holdings, LLC	DE	NIA	SCA-Memorial City, LLC	Ownership	51.000	UnitedHealth Group Incorporated	NO	1
		.00000	82-3689933				Memorial City Partners, LLC	DE	NIA	Memorial City Holdings, LLC	Ownership	51.000	UnitedHealth Group Incorporated	NO	1
		.00000	82-3689933				Memorial City Partners, LLC	DE	NIA	SCA-Memorial City, LLC	Ownership	11.000	UnitedHealth Group Incorporated	NO	1
		.00000	95-4688463				Memorial Healthcare IPA, GP	CA	NIA	MH Physician Three Holdco, a Medical Corporation	Ownership	99.000	UnitedHealth Group Incorporated	NO	1
		.00000	37-1782795				Memorial Houston Surgery Center, LLC	TX	NIA	SCA-Memorial, LLC	Ownership	51.209	UnitedHealth Group Incorporated	NO	1

ANNUAL STATEMENT FOR THE YEAR 2021 OF THE Oxford Health Plans (NJ), Inc.

SCHEDULE Y
PART 1A - DETAIL OF INSURANCE HOLDING COMPANY SYSTEM

1	2	3	4	5	6	7	8	9	10	11	12	13	14	15	16
Group Code	Group Name	NAIC Company Code	ID Number	Federal RSSD	CIK	Name of Securities Exchange if Publicly Traded (U.S. or International)	Names of Parent, Subsidiaries Or Affiliates	Domiciliary Location	Relationship to Reporting Entity	Directly Controlled by (Name of Entity/Person)	Type of Control (Ownership, Board, Management, Attorney-in-Fact, Influence, Other)	If Control is Ownership Provide Percentage	Ultimate Controlling Entity(ies)/Person(s)	Is an SCA Filing Required? (Yes/No)	*
		.00000	26-1394069				MemorialCare Surgical Center at Orange Coast, LLC	CA	NIA	Beach Surgical Holdings LLC	Ownership	52.825	UnitedHealth Group Incorporated	NO	2
		.00000	20-3678259				MemorialCare Surgical Center at Saddleback, LLC	CA	NIA	Beach Surgical Holdings LLC	Ownership	53.426	UnitedHealth Group Incorporated	NO	2
		.00000	27-0203906				Mesquite Liberty, LLC	NV	NIA	Sierra Health Services, Inc.	Ownership	80.357	UnitedHealth Group Incorporated	NO	
		.00000	38-3861395				MGH/SCA, LLC	CA	NIA	SC Affiliates, LLC	Ownership	1.000	UnitedHealth Group Incorporated	NO	
		.00000	38-3861395				MGH/SCA, LLC	CA	NIA	Marin Surgery Holdings, Inc.	Ownership	99.000	UnitedHealth Group Incorporated	NO	
		.00000	27-4691544				MH Physician Three Holdco, a Medical Corporation	CA	NIA	Physician(s) Owned	Influence	0.000	UnitedHealth Group Incorporated	NO	1
		.00000	27-2252446				MHC Real Estate Holdings, LLC	CA	NIA	Monarch Management Services, Inc.	Ownership	100.000	UnitedHealth Group Incorporated	NO	
		.00000	80-0507474				MHCH, Inc.	CA	NIA	Monarch HealthCare, A Medical Group, Inc.	Ownership	100.000	UnitedHealth Group Incorporated	NO	1
		.00000	27-4691508				MHIPA Physician Two Holdco, a Medical Corporation	CA	NIA	Physician(s) Owned	Influence	0.000	UnitedHealth Group Incorporated	NO	1
		.00000	36-4600281				Miami Surgery Center, LLC	DE	NIA	SCA-Doral, LLC	Ownership	50.185	UnitedHealth Group Incorporated	NO	
.0707	UnitedHealth Group Incorporated	.66087	62-0724538				Mid-West National Life Insurance Company of Tennessee	TX	IA	HealthMarkets, LLC	Ownership	100.000	UnitedHealth Group Incorporated	NO	
		.00000	20-3345412				Midlands Orthopaedics Surgery Center, LLC	SC	NIA	SCA-Midlands, LLC	Ownership	47.312	UnitedHealth Group Incorporated	NO	2
		.00000	20-8103522				Midwest Center for Day Surgery, LLC	IL	NIA	Advocate-SCA Partners, LLC	Ownership	65.457	UnitedHealth Group Incorporated	NO	
		.00000	83-0543458				Mile High SurgiCenter, LLC	CO	NIA	SCA-Denver Physicians Holdings, LLC	Ownership	100.000	UnitedHealth Group Incorporated	NO	
		.00000	81-2977678				Mobile Medical Services of New Jersey, PC	NJ	NIA	Physician(s) Owned	Influence	0.000	UnitedHealth Group Incorporated	NO	1
		.00000	30-0445773				Mobile Medical Services, P.C.	NY	NIA	Physician(s) Owned	Influence	0.000	UnitedHealth Group Incorporated	NO	1
		.00000	63-0883553				Mobile-SC, LTD.	AL	NIA	SCA-Mobile, LLC	Ownership	20.000	UnitedHealth Group Incorporated	NO	2
		.00000					Modality Accountable Care Organisation Limited	GBR	NIA	Optum UK Solutions Group Limited	Ownership	50.000	UnitedHealth Group Incorporated	NO	2
		.00000	85-3287029				Moen, M.D., P.C.	CA	NIA	Physician(s) Owned	Influence	0.000	UnitedHealth Group Incorporated	NO	1
		.00000	22-3935634				Monarch Health Plan, Inc.	CA	NIA	Monarch HealthCare, A Medical Group, Inc.	Ownership	100.000	UnitedHealth Group Incorporated	NO	1
		.00000	33-0587660				Monarch HealthCare, A Medical Group, Inc.	CA	NIA	MH Physician Three Holdco, a Medical Corporation	Ownership	100.000	UnitedHealth Group Incorporated	NO	1
		.00000	45-3142852				Monarch Management Services, Inc.	DE	NIA	Collaborative Care Holdings, LLC	Ownership	100.000	UnitedHealth Group Incorporated	NO	
		.00000	84-4887072				Monika Roots, M.D., P.C.	CA	NIA	Physician(s) Owned	Influence	0.000	UnitedHealth Group Incorporated	NO	1
		.00000	52-1401868				Montgomery Surgery Center Limited Partnership	MD	NIA	Maryland Ambulatory Centers, LLC	Ownership	51.000	UnitedHealth Group Incorporated	NO	
		.00000	26-3513595				Morris County Surgical Center, LLC	NJ	NIA	SCA-Morris County, LLC	Ownership	52.662	UnitedHealth Group Incorporated	NO	
		.00000	20-5892451				Mosaic Management Services, Inc.	CA	NIA	Talbert Medical Group, P.C.	Ownership	100.000	UnitedHealth Group Incorporated	NO	1
		.00000	81-1633765				MSLA Management LLC	DE	NIA	OptumServe Health Services, Inc.	Ownership	100.000	UnitedHealth Group Incorporated	NO	
		.00000	62-1506649				Mt. Pleasant Surgery Center, L.P.	TN	NIA	SCA-Mt. Pleasant, LLC	Ownership	99.000	UnitedHealth Group Incorporated	NO	
		.00000	62-1506649				Mt. Pleasant Surgery Center, L.P.	TN	NIA	Endoscopy Center Affiliates, Inc.	Ownership	1.000	UnitedHealth Group Incorporated	NO	
		.00000	98-1285432				Multiangio Ltda.	BRA	NIA	Esho - Empresa de Serviços Hospitalares S.A.	Ownership	100.000	UnitedHealth Group Incorporated	NO	
		.00000	45-4450466				Murrells Inlet ASC, LLC	SC	NIA	SCA Murrells Inlet, LLC	Ownership	65.000	UnitedHealth Group Incorporated	NO	
		.00000	20-4209261				Muskogee Surgical Investors, LLC	OK	NIA	Surgery Center of Muskogee, LLC	Ownership	100.000	UnitedHealth Group Incorporated	NO	
		.00000	47-1935798				Mustang Razorback Holdings, Inc.	DE	NIA	Optum360 Solutions, LLC	Ownership	100.000	UnitedHealth Group Incorporated	NO	
		.00000	26-2564744				My Wellness Solutions, LLC	DE	NIA	OptumHealth Care Solutions, LLC	Ownership	100.000	UnitedHealth Group Incorporated	NO	
		.00000	20-3236839				NAMM Holdings, Inc.	DE	NIA	Aveta Inc.	Ownership	100.000	UnitedHealth Group Incorporated	NO	
		.00000	56-2627070				NAMM Medical Group Holdings, Inc.	CA	NIA	Physician(s) Owned	Influence	0.000	UnitedHealth Group Incorporated	NO	1
		.00000	61-1627269				NAMM MGH, Inc.	CA	NIA	Physician(s) Owned	Influence	0.000	UnitedHealth Group Incorporated	NO	1
.0707	UnitedHealth Group Incorporated	.98205	73-1187572				National Foundation Life Insurance Company	TX	IA	Enterprise Life Insurance Company	Ownership	100.000	UnitedHealth Group Incorporated	NO	
.0707	UnitedHealth Group Incorporated	.95251	76-0196559				National Pacific Dental, Inc.	TX	IA	Dental Benefit Providers, Inc.	Ownership	100.000	UnitedHealth Group Incorporated	NO	
		.00000	36-3549627				National Surgery Centers, LLC	DE	NIA	Surgical Care Affiliates, LLC	Ownership	100.000	UnitedHealth Group Incorporated	NO	
		.00000	45-3735192				Navigator Health, Inc.	DE	NIA	naviHealth Holdings, LLC	Ownership	100.000	UnitedHealth Group Incorporated	NO	
		.00000	84-2283691				Naviguard, Inc.	DE	NIA	UnitedHealth Group Ventures, LLC	Ownership	100.000	UnitedHealth Group Incorporated	NO	
		.00000	84-3482655				naviHealth Care at Home, LLC	DE	NIA	naviHealth, Inc.	Ownership	100.000	UnitedHealth Group Incorporated	NO	
		.00000	85-0975337				naviHealth Coordinated Care SC, P.C.	MI	NIA	Physician(s) Owned	Influence	0.000	UnitedHealth Group Incorporated	NO	1
		.00000	84-5020906				naviHealth Coordinated Care, LLC	DE	NIA	naviHealth, Inc.	Ownership	100.000	UnitedHealth Group Incorporated	NO	

ANNUAL STATEMENT FOR THE YEAR 2021 OF THE Oxford Health Plans (NJ), Inc.

SCHEDULE Y
PART 1A - DETAIL OF INSURANCE HOLDING COMPANY SYSTEM

1	2	3	4	5	6	7	8	9	10	11	12	13	14	15	16
Group Code	Group Name	NAIC Company Code	ID Number	Federal RSSD	CIK	Name of Securities Exchange if Publicly Traded (U.S. or International)	Names of Parent, Subsidiaries Or Affiliates	Domiciliary Location	Relationship to Reporting Entity	Directly Controlled by (Name of Entity/Person)	Type of Control (Ownership, Board, Management, Attorney-in-Fact, Influence, Other)	If Control is Ownership Provide Percentage	Ultimate Controlling Entity(ies)/Person(s)	Is an SCA Filing Required? (Yes/No)	*
		.0000	35-2431677				naviHealth Holdings, LLC	DE	NIA	Nomad Buyer, Inc.	Ownership	100.000	UnitedHealth Group Incorporated	NO	
		.0000	84-3469040				naviHealth Michigan HBPC, P.C.	MI	NIA	Physician(s) Owned	Influence	0.000	UnitedHealth Group Incorporated	NO	1
		.0000	61-1669841				naviHealth SM Holdings, Inc.	DE	NIA	naviHealth Holdings, LLC	Ownership	100.000	UnitedHealth Group Incorporated	NO	
		.0000	36-4719151				naviHealth, Inc.	DE	NIA	naviHealth Holdings, LLC	Ownership	100.000	UnitedHealth Group Incorporated	NO	
.0707	UnitedHealth Group Incorporated	.95123	65-0996107				Neighborhood Health Partnership, Inc.	FL	IA	UnitedHealthcare, Inc.	Ownership	100.000	UnitedHealth Group Incorporated	NO	
		.0000	20-4755277				Netwerkes, LLC	TN	NIA	Optum360 Solutions, LLC	Ownership	100.000	UnitedHealth Group Incorporated	NO	
.0707	UnitedHealth Group Incorporated	.95758	88-0228572				Nevada Pacific Dental	NV	IA	Dental Benefit Providers, Inc.	Ownership	100.000	UnitedHealth Group Incorporated	NO	
		.0000	72-1267232				New Orleans Regional Physician Hospital Organization, L.L.C.	LA	NIA	UnitedHealthcare, Inc.	Ownership	100.000	UnitedHealth Group Incorporated	NO	
		.0000	84-1250135				New West Physicians, Inc.	CO	NIA	Newton Holdings, LLC	Ownership	100.000	UnitedHealth Group Incorporated	NO	
		.0000	86-3891057				New York Licensed Clinical Social Work, P.C.	NY	NIA	Physician(s) Owned	Influence	0.000	UnitedHealth Group Incorporated	NO	1
		.0000	30-1080342				Newton Holdings, LLC	DE	NIA	Collaborative Care Holdings, LLC	Ownership	80.100	UnitedHealth Group Incorporated	NO	
		.0000	26-2995765				Nifty After Fifty/Monarch, LLC	CA	NIA	Physician(s) Owned	Influence	0.000	UnitedHealth Group Incorporated	NO	1
		.0000	83-1111251				Nomad Buyer, Inc.	DE	NIA	UnitedHealth Group Incorporated	Ownership	100.000	UnitedHealth Group Incorporated	NO	
		.0000	33-0673955				North American Medical Management California, Inc.	TN	NIA	NAMM Holdings, Inc.	Ownership	100.000	UnitedHealth Group Incorporated	NO	
		.0000	27-2248103				North Dallas Surgical Center, LLC	DE	NIA	Surgical Care Affiliates, LLC	Influence	0.000	UnitedHealth Group Incorporated	NO	
		.0000	91-1276412				North Kitsap Ambulatory Surgery Center, LLC	WA	NIA	SCA Pacific Surgery Holdings, LLC	Ownership	9.990	UnitedHealth Group Incorporated	NO	2
		.0000	20-2564137				North Puget Sound Oncology Equipment Leasing Company, LLC	WA	NIA	Everett MSO, Inc.	Ownership	71.250	UnitedHealth Group Incorporated	NO	
		.0000	88-0245121				Northern Nevada Health Network, Inc.	NV	NIA	Sierra Health Services, Inc.	Ownership	100.000	UnitedHealth Group Incorporated	NO	
		.0000	63-1240726				Northern Rockies Surgery Center, L.P.	TN	NIA	Northern Rockies Surgicenter, Inc.	Ownership	40.000	UnitedHealth Group Incorporated	NO	2
		.0000	81-0399251				Northern Rockies Surgicenter, Inc.	MT	NIA	National Surgery Centers, LLC	Ownership	100.000	UnitedHealth Group Incorporated	NO	
		.0000	85-4070254				Northern Utah Surgery Center, LLC	UT	NIA	SCA Northern Utah Holdings, LLC	Ownership	100.000	UnitedHealth Group Incorporated	NO	
		.0000	91-1699944				Northwest Medical Group Alliance, LLC	WA	NIA	The Polyclinic, PLLC	Ownership	21.480	UnitedHealth Group Incorporated	NO	1
		.0000	45-5055997				Northwest Spine and Laser Surgery Center LLC	OR	NIA	SCA Northwest Holdings, LLC	Ownership	51.000	UnitedHealth Group Incorporated	NO	
		.0000	37-1007387				Northwest Surgicare, LLC	DE	NIA	Surgery Center Holding, LLC	Ownership	100.000	UnitedHealth Group Incorporated	NO	
		.0000	75-2494046				Northwest Surgicare, Ltd., an Illinois Limited Partnership	IL	NIA	Northwest Surgicare, LLC	Ownership	66.000	UnitedHealth Group Incorporated	NO	
		.0000	75-2494046				Northwest Surgicare, Ltd., an Illinois Limited Partnership	IL	NIA	Endoscopy Center Affiliates, Inc.	Ownership	1.000	UnitedHealth Group Incorporated	NO	
		.0000	61-1855159				NPN IPA Washington, PLLC	WA	NIA	Everett Physicians, Inc. P.S.	Ownership	100.000	UnitedHealth Group Incorporated	NO	1
		.0000	56-1963226				NSC Greensboro West, LLC	DE	NIA	National Surgery Centers, LLC	Ownership	49.000	UnitedHealth Group Incorporated	NO	2
		.0000	56-1775016				NSC Greensboro, LLC	DE	NIA	National Surgery Centers, LLC	Ownership	100.000	UnitedHealth Group Incorporated	NO	
		.0000	36-4210296				NSC Lancaster, LLC	DE	NIA	National Surgery Centers, LLC	Ownership	100.000	UnitedHealth Group Incorporated	NO	
		.0000	91-1553479				NSC Seattle, Inc.	WA	NIA	National Surgery Centers, LLC	Ownership	100.000	UnitedHealth Group Incorporated	NO	
		.0000	33-0812824				NSC Upland, LLC	DE	NIA	National Surgery Centers, LLC	Ownership	100.000	UnitedHealth Group Incorporated	NO	
		.0000	83-4364718				OC Cardiology Practice Partners, LLC	DE	NIA	SC Affiliates, LLC	Ownership	100.000	UnitedHealth Group Incorporated	NO	
		.0000	84-3189778				OCC MSO, LLC	DE	NIA	OptumCare Specialty Practices, LLC	Ownership	50.000	UnitedHealth Group Incorporated	NO	
		.0000	93-0979031				OHR Physician Group, P.C.	OR	NIA	Physician(s) Owned	Influence	0.000	UnitedHealth Group Incorporated	NO	1
		.0000	98-1454609				Omesa SpA	CHL	NIA	Vida Integra S.p.A.	Ownership	99.996	UnitedHealth Group Incorporated	NO	
		.0000	98-1454609				Omesa SpA	CHL	NIA	Saden S.A.	Ownership	0.004	UnitedHealth Group Incorporated	NO	
		.0000	27-0062838				OmniClaim, LLC	DE	NIA	Equian, LLC	Ownership	100.000	UnitedHealth Group Incorporated	NO	
		.0000	98-1456252				Oncocare S.A.C.	PER	NIA	Pacifico S.A. Entidad Prestadora de Salud	Ownership	80.000	UnitedHealth Group Incorporated	NO	
		.0000	26-1914835				Ophthalmology Surgery Center of Dallas, LLC	TX	NIA	Surgical Care Affiliates, LLC	Influence	0.000	UnitedHealth Group Incorporated	NO	
.0707	UnitedHealth Group Incorporated	.96940	52-1518174				Optimum Choice, Inc.	MD	IA	United HealthCare Services, Inc.	Ownership	100.000	UnitedHealth Group Incorporated	NO	
		.0000	47-0858534	3202702			Optum Bank, Inc.	UT	NIA	Optum Financial, Inc.	Ownership	100.000	UnitedHealth Group Incorporated	NO	
		.0000	36-3437660				Optum Biometrics, Inc.	IL	NIA	OptumHealth Care Solutions, LLC	Ownership	100.000	UnitedHealth Group Incorporated	NO	
		.0000	45-3143218				Optum Care Networks, Inc.	DE	NIA	Collaborative Care Holdings, LLC	Ownership	100.000	UnitedHealth Group Incorporated	NO	
		.0000	13-4138665				Optum Care of New York Management, Inc.	NY	NIA	Inspiris, Inc.	Ownership	100.000	UnitedHealth Group Incorporated	NO	
		.0000	26-0683057				Optum Care Services Company	TN	NIA	Inspiris, Inc.	Ownership	100.000	UnitedHealth Group Incorporated	NO	
		.0000	83-1959511				Optum Care, Inc.	DE	NIA	Collaborative Care Services, Inc.	Ownership	100.000	UnitedHealth Group Incorporated	NO	

ANNUAL STATEMENT FOR THE YEAR 2021 OF THE Oxford Health Plans (NJ), Inc.

SCHEDULE Y
PART 1A - DETAIL OF INSURANCE HOLDING COMPANY SYSTEM

1	2	3	4	5	6	7	8	9	10	11	12	13	14	15	16
Group Code	Group Name	NAIC Company Code	ID Number	Federal RSSD	CIK	Name of Securities Exchange if Publicly Traded (U.S. or International)	Names of Parent, Subsidiaries Or Affiliates	Domi-ciliary Location	Relation-ship to Reporting Entity	Directly Controlled by (Name of Entity/Person)	Type of Control (Ownership, Board, Management, Attorney-in-Fact, Influence, Other)	If Control is Ownership Provide Percentage	Ultimate Controlling Entity(ies)/Person(s)	Is an SCA Filing Re-quired? (Yes/No)	*
		.0000	75-2778455				Optum Clinic, P.A.	TX	NIA	Physician(s) Owned	Influence	0.000	UnitedHealth Group Incorporated	NO	1
		.0000	37-1782217				Optum Clinics Holdings, Inc.	DE	NIA	Collaborative Care Holdings, LLC	Ownership	100.000	UnitedHealth Group Incorporated	NO	
		.0000	38-3969193				Optum Clinics Intermediate Holdings, Inc.	DE	NIA	Optum Clinics Holdings, Inc.	Ownership	100.000	UnitedHealth Group Incorporated	NO	
		.0000	20-3253658				Optum Compounding Services, LLC	AZ	NIA	Optum Pharmacy 801, Inc.	Ownership	100.000	UnitedHealth Group Incorporated	NO	
		.0000					Optum Digital Health Holdings, LLC	DE	NIA	Consumer Wellness Solutions, Inc.	Ownership	100.000	UnitedHealth Group Incorporated	NO	
		.0000	46-1981651				Optum Direct To Consumer, Inc.	DE	NIA	Optum, Inc.	Ownership	100.000	UnitedHealth Group Incorporated	NO	
		.0000	47-0858530				Optum Financial, Inc.	DE	NIA	OptumHealth Holdings, LLC	Ownership	100.000	UnitedHealth Group Incorporated	NO	
		.0000	85-2786455				Optum Frontier Therapies Holdings, LLC	DE	NIA	Optum, Inc.	Ownership	100.000	UnitedHealth Group Incorporated	NO	
		.0000	45-2532834				Optum Frontier Therapies II, LLC	NV	NIA	Optum Frontier Therapies Holdings, LLC	Ownership	100.000	UnitedHealth Group Incorporated	NO	
		.0000	45-2301399				Optum Frontier Therapies, LLC	MI	NIA	Optum Frontier Therapies Holdings, LLC	Ownership	100.000	UnitedHealth Group Incorporated	NO	
		.0000	87-1335182				Optum Genomics, Inc.	DE	NIA	United HealthCare Services, Inc.	Ownership	100.000	UnitedHealth Group Incorporated	NO	
		.0000	98-1103015				Optum Global Solutions (India) Private Limited	IND	NIA	UnitedHealth International, Inc.	Ownership	0.001	UnitedHealth Group Incorporated	NO	
		.0000	98-1103015				Optum Global Solutions (India) Private Limited	IND	NIA	Optum Global Solutions International B.V.	Ownership	78.527	UnitedHealth Group Incorporated	NO	
		.0000	98-1097776				Optum Global Solutions (Philippines), Inc.	PHL	NIA	Optum Global Solutions International B.V.	Ownership	99.991	UnitedHealth Group Incorporated	NO	
		.0000					Optum Global Solutions Colombia S.A.S.	COL	NIA	Bordeaux UK Holdings II Limited	Ownership	100.000	UnitedHealth Group Incorporated	NO	
		.0000	98-1201187				Optum Global Solutions International B.V.	NLD	NIA	OptumHealth International B.V.	Ownership	2.520	UnitedHealth Group Incorporated	NO	
		.0000	98-1201187				Optum Global Solutions International B.V.	NLD	NIA	Optum Technology, LLC	Ownership	97.480	UnitedHealth Group Incorporated	NO	
		.0000	04-3574101				Optum Government Solutions, Inc.	DE	NIA	OptumInsight, Inc.	Ownership	100.000	UnitedHealth Group Incorporated	NO	
		.0000	30-0226127				Optum Growth Partners Holdings, Inc.	DE	NIA	Optum, Inc.	Ownership	100.000	UnitedHealth Group Incorporated	NO	
		.0000	84-3719654				Optum Growth Partners, LLC	DE	NIA	Optum Growth Partners Holdings, Inc.	Ownership	100.000	UnitedHealth Group Incorporated	NO	
		.0000					Optum Health & Technology (Hong Kong) Limited	HKG	NIA	OptumHealth International B.V.	Ownership	100.000	UnitedHealth Group Incorporated	NO	
		.0000	98-1095799				Optum Health & Technology (India) Private Limited	IND	NIA	OptumHealth International B.V.	Ownership	99.999	UnitedHealth Group Incorporated	NO	
		.0000	98-1095799				Optum Health & Technology (India) Private Limited	IND	NIA	United Behavioral Health	Ownership	0.001	UnitedHealth Group Incorporated	NO	
		.0000	98-1097886				Optum Health & Technology (Singapore) Pte. Ltd.	SGP	NIA	OptumHealth International B.V.	Ownership	100.000	UnitedHealth Group Incorporated	NO	
		.0000	20-2149493				Optum Health & Technology (US), LLC	MO	NIA	OptumHealth Holdings, LLC	Ownership	100.000	UnitedHealth Group Incorporated	NO	
		.0000	43-1747235				Optum Health & Technology Holdings (US), Inc.	MO	NIA	Optum, Inc.	Ownership	100.000	UnitedHealth Group Incorporated	NO	
		.0000	98-1184561				Optum Health & Technology Serviços do Brasil Ltda.	BRA	NIA	OptumInsight, Inc.	Ownership	0.002	UnitedHealth Group Incorporated	NO	
		.0000	98-1184561				Optum Health & Technology Serviços do Brasil Ltda.	BRA	NIA	Optum Global Solutions International B.V.	Ownership	99.998	UnitedHealth Group Incorporated	NO	
		.0000	98-1276517				Optum Health and Technology FZ-LLC	ARE	NIA	Optum Global Solutions International B.V.	Ownership	100.000	UnitedHealth Group Incorporated	NO	
		.0000	46-2385459				Optum Health Plan of California	DE	NIA	OptumCare Holdings, LLC	Ownership	100.000	UnitedHealth Group Incorporated	NO	
		.0000	98-1097921				Optum Health Services (Canada) Ltd.	CAN	NIA	Optum Health & Technology Holdings (US), Inc.	Ownership	100.000	UnitedHealth Group Incorporated	NO	
		.0000	98-1406274				Optum Health Solutions (Australia) Pty Ltd	AUS	NIA	Optum UK Solutions Group Limited	Ownership	100.000	UnitedHealth Group Incorporated	NO	
		.0000	98-1147355				Optum Health Solutions (UK) Limited	GBR	NIA	Optum UK Solutions Group Limited	Ownership	100.000	UnitedHealth Group Incorporated	NO	
		.0000	58-2068880				Optum Healthcare of Illinois, Inc.	GA	NIA	Optum Women's and Children's Health, LLC	Ownership	100.000	UnitedHealth Group Incorporated	NO	
		.0000	20-0212381				Optum Hospice Pharmacy Services, LLC	DE	NIA	OptumRx Health Solutions, LLC	Ownership	100.000	UnitedHealth Group Incorporated	NO	
		.0000	11-2997132				Optum Infusion Services 100, Inc.	NY	NIA	Optum Infusion Services 500, Inc.	Ownership	100.000	UnitedHealth Group Incorporated	NO	
		.0000	11-3485985				Optum Infusion Services 101, Inc.	NY	NIA	Optum Infusion Services 100, Inc.	Ownership	100.000	UnitedHealth Group Incorporated	NO	
		.0000	27-1533840				Optum Infusion Services 103, LLC	DE	NIA	Serquinox Holdings LLC	Ownership	100.000	UnitedHealth Group Incorporated	NO	
		.0000	57-0861358				Optum Infusion Services 200, Inc.	SC	NIA	Ambient Healthcare, Inc.	Ownership	100.000	UnitedHealth Group Incorporated	NO	
		.0000	55-0802777				Optum Infusion Services 201, Inc.	FL	NIA	Ambient Healthcare, Inc.	Ownership	100.000	UnitedHealth Group Incorporated	NO	
		.0000	20-4881413				Optum Infusion Services 202, Inc.	FL	NIA	Ambient Healthcare, Inc.	Ownership	100.000	UnitedHealth Group Incorporated	NO	
		.0000	33-1012700				Optum Infusion Services 203, Inc.	FL	NIA	Ambient Healthcare, Inc.	Ownership	100.000	UnitedHealth Group Incorporated	NO	
		.0000	55-0802774				Optum Infusion Services 204, Inc.	FL	NIA	Ambient Healthcare, Inc.	Ownership	100.000	UnitedHealth Group Incorporated	NO	
		.0000	26-3738273				Optum Infusion Services 205, Inc.	FL	NIA	Ambient Healthcare, Inc.	Ownership	100.000	UnitedHealth Group Incorporated	NO	

ANNUAL STATEMENT FOR THE YEAR 2021 OF THE Oxford Health Plans (NJ), Inc.

SCHEDULE Y
PART 1A - DETAIL OF INSURANCE HOLDING COMPANY SYSTEM

1	2	3	4	5	6	7	8	9	10	11	12	13	14	15	16
Group Code	Group Name	NAIC Company Code	ID Number	Federal RSSD	CIK	Name of Securities Exchange if Publicly Traded (U.S. or International)	Names of Parent, Subsidiaries Or Affiliates	Domiciliary Location	Relationship to Reporting Entity	Directly Controlled by (Name of Entity/Person)	Type of Control (Ownership, Board, Management, Attorney-in-Fact, Influence, Other)	If Control is Ownership Provide Percentage	Ultimate Controlling Entity(ies)/Person(s)	Is an SCA Filing Required? (Yes/No)	*
		.0000	63-1284325				Optum Infusion Services 206, Inc.	AL	NIA	Ambient Healthcare, Inc.	Ownership	100.000	UnitedHealth Group Incorporated	NO	
		.0000	63-0964525				Optum Infusion Services 207, Inc.	AL	NIA	Optum Infusion Services 206, Inc.	Ownership	100.000	UnitedHealth Group Incorporated	NO	
		.0000	20-4963945				Optum Infusion Services 208, Inc.	NC	NIA	Ambient Healthcare, Inc.	Ownership	100.000	UnitedHealth Group Incorporated	NO	
		.0000	55-0802779				Optum Infusion Services 209, Inc.	GA	NIA	Ambient Healthcare, Inc.	Ownership	100.000	UnitedHealth Group Incorporated	NO	
		.0000	75-2196224				Optum Infusion Services 301, LP	OK	NIA	Optum Infusion Services 500, Inc.	Ownership	99.950	UnitedHealth Group Incorporated	NO	
		.0000	75-2196224				Optum Infusion Services 301, LP	OK	NIA	Optum Infusion Services 305, LLC	Ownership	0.050	UnitedHealth Group Incorporated	NO	
		.0000	27-0668812				Optum Infusion Services 302, LLC	NE	NIA	Optum Infusion Services 500, Inc.	Ownership	100.000	UnitedHealth Group Incorporated	NO	
		.0000	26-2565032				Optum Infusion Services 305, LLC	DE	NIA	Optum Infusion Services 500, Inc.	Ownership	100.000	UnitedHealth Group Incorporated	NO	
		.0000	20-3741084				Optum Infusion Services 308, LLC	AZ	NIA	SCP Specialty Infusion, LLC	Ownership	100.000	UnitedHealth Group Incorporated	NO	
		.0000	02-0653265				Optum Infusion Services 401, LLC	CA	NIA	SCP Specialty Infusion, LLC	Ownership	100.000	UnitedHealth Group Incorporated	NO	
		.0000	26-4312858				Optum Infusion Services 402, LLC	CA	NIA	SCP Specialty Infusion, LLC	Ownership	100.000	UnitedHealth Group Incorporated	NO	
		.0000	47-0941801				Optum Infusion Services 403, LLC	CA	NIA	SCP Specialty Infusion, LLC	Ownership	100.000	UnitedHealth Group Incorporated	NO	
		.0000	93-1103256				Optum Infusion Services 404, LLC	OR	NIA	SCP Specialty Infusion, LLC	Ownership	100.000	UnitedHealth Group Incorporated	NO	
		.0000	27-3918706				Optum Infusion Services 500, Inc.	DE	NIA	AxelaCare, LLC	Ownership	100.000	UnitedHealth Group Incorporated	NO	
		.0000	84-2822134				Optum Infusion Services 501, Inc.	DE	NIA	Optum Infusion Services 500, Inc.	Ownership	100.000	UnitedHealth Group Incorporated	NO	
		.0000	01-0808529				Optum Infusion Services 550, LLC	DE	NIA	Diplomat Blocker, LLC	Ownership	100.000	UnitedHealth Group Incorporated	NO	
		.0000	04-3041221				Optum Infusion Services 551, LLC	CT	NIA	Diplomat Pharmacy, Inc.	Ownership	100.000	UnitedHealth Group Incorporated	NO	
		.0000	02-0651651				Optum Infusion Services 553, LLC	NC	NIA	Diplomat Pharmacy, Inc.	Ownership	100.000	UnitedHealth Group Incorporated	NO	
		.0000	46-3275933				Optum Infusion Services 554, Inc.	NY	NIA	Diplomat Pharmacy, Inc.	Ownership	100.000	UnitedHealth Group Incorporated	NO	
.0707	UnitedHealth Group Incorporated	69647	31-0628424				Optum Insurance of Ohio, Inc.	OH	IA	OptumRx PBM of Maryland, LLC	Ownership	100.000	UnitedHealth Group Incorporated	NO	
		.0000	46-1615964				Optum Labs Topaz, Inc.	DE	NIA	Optum, Inc.	Ownership	100.000	UnitedHealth Group Incorporated	NO	
		.0000					Optum Labs, Inc.	PHL	NIA	Optum Labs, LLC	Ownership	99.990	UnitedHealth Group Incorporated	NO	
		.0000	41-1934238				Optum Labs, LLC	DE	NIA	United HealthCare Services, Inc.	Ownership	100.000	UnitedHealth Group Incorporated	NO	
		.0000	98-1209730				Optum Life Sciences (Canada) Inc.	CAN	NIA	OptumInsight Life Sciences, Inc.	Ownership	100.000	UnitedHealth Group Incorporated	NO	
		.0000	98-1098190				Optum Management Consulting (Shanghai) Co., Ltd.	CHN	NIA	Optum Health & Technology Holdings (US), Inc.	Ownership	100.000	UnitedHealth Group Incorporated	NO	
		.0000	30-0826311				Optum Medical Services of California, P.C.	CA	NIA	Physician(s) Owned	Influence	0.000	UnitedHealth Group Incorporated	NO	1
		.0000	45-5424191				Optum Medical Services of Colorado, P.C.	CO	NIA	Physician(s) Owned	Influence	0.000	UnitedHealth Group Incorporated	NO	1
		.0000	45-3866363				Optum Medical Services, P.C.	NC	NIA	Physician(s) Owned	Influence	0.000	UnitedHealth Group Incorporated	NO	1
.0707	UnitedHealth Group Incorporated	.11068	30-0029448				Optum Networks of New Jersey, Inc.	DE	IA	OrthoNet Holdings, Inc.	Ownership	100.000	UnitedHealth Group Incorporated	NO	
		.0000	58-1873062				Optum of New York, Inc.	NY	NIA	Optum Women's and Children's Health, LLC	Ownership	100.000	UnitedHealth Group Incorporated	NO	
		.0000	98-1097761				Optum Operations (Ireland) Unlimited Company	IRL	NIA	UnitedHealthcare International VII S.à r.l.	Ownership	100.000	UnitedHealth Group Incorporated	NO	
		.0000	85-3355553				Optum Oregon MSO, LLC	DE	NIA	Collaborative Care Holdings, LLC	Ownership	100.000	UnitedHealth Group Incorporated	NO	
		.0000	20-8911466				Optum Palliative and Hospice Care of Pennsylvania, Inc.	TN	NIA	Hospice Inspiris Holdings, Inc.	Ownership	100.000	UnitedHealth Group Incorporated	NO	
		.0000	20-8911303				Optum Palliative and Hospice Care of Texas, Inc.	TN	NIA	Hospice Inspiris Holdings, Inc.	Ownership	100.000	UnitedHealth Group Incorporated	NO	
		.0000	45-3629080				Optum Perks LLC	DE	NIA	OptumRx PBM of Illinois, Inc.	Ownership	100.000	UnitedHealth Group Incorporated	NO	
		.0000	87-1235240				Optum Pharma Services Holdings, Inc.	DE	NIA	Optum, Inc.	Ownership	100.000	UnitedHealth Group Incorporated	NO	
		.0000	36-4435924				Optum Pharmacy 601, LLC	FL	NIA	Apothecary Holdings, Inc.	Ownership	100.000	UnitedHealth Group Incorporated	NO	
		.0000	82-4030553				Optum Pharmacy 700, LLC	DE	NIA	OptumRx Administrative Services, LLC	Ownership	100.000	UnitedHealth Group Incorporated	NO	
		.0000	84-2827343				Optum Pharmacy 701, LLC	DE	NIA	OptumRx Administrative Services, LLC	Ownership	100.000	UnitedHealth Group Incorporated	NO	
		.0000	46-2731176				Optum Pharmacy 702, LLC	IN	NIA	OptumRx PBM of Illinois, Inc.	Ownership	100.000	UnitedHealth Group Incorporated	NO	
		.0000	20-2719823				Optum Pharmacy 704, Inc.	TX	NIA	BriovaRx of Florida, Inc.	Ownership	100.000	UnitedHealth Group Incorporated	NO	
		.0000	55-0824381				Optum Pharmacy 705, LLC	AL	NIA	BriovaRx of Maine, Inc.	Ownership	100.000	UnitedHealth Group Incorporated	NO	
		.0000	74-3103518				Optum Pharmacy 706, Inc.	NY	NIA	Salveo Specialty Pharmacy, Inc.	Ownership	100.000	UnitedHealth Group Incorporated	NO	
		.0000	20-4515146				Optum Pharmacy 707, Inc.	CA	NIA	Salveo Specialty Pharmacy, Inc.	Ownership	100.000	UnitedHealth Group Incorporated	NO	
		.0000	27-2869469				Optum Pharmacy 800, Inc.	AZ	NIA	Apothecary Holdings, Inc.	Ownership	100.000	UnitedHealth Group Incorporated	NO	
		.0000	13-4318552				Optum Pharmacy 801, Inc.	AZ	NIA	Apothecary Holdings, Inc.	Ownership	100.000	UnitedHealth Group Incorporated	NO	
		.0000	26-4241458				Optum Pharmacy 803, Inc.	AZ	NIA	Apothecary Holdings, Inc.	Ownership	100.000	UnitedHealth Group Incorporated	NO	
		.0000	26-0583808				Optum Pharmacy 805, Inc.	AZ	NIA	Apothecary Holdings, Inc.	Ownership	100.000	UnitedHealth Group Incorporated	NO	
		.0000	27-0121303				Optum Pharmacy 806, Inc.	CA	NIA	Apothecary Holdings, Inc.	Ownership	100.000	UnitedHealth Group Incorporated	NO	
		.0000	20-4581265				Optum Public Sector Solutions, Inc.	DE	NIA	OptumInsight, Inc.	Ownership	100.000	UnitedHealth Group Incorporated	NO	

41.18

ANNUAL STATEMENT FOR THE YEAR 2021 OF THE Oxford Health Plans (NJ), Inc.

SCHEDULE Y
PART 1A - DETAIL OF INSURANCE HOLDING COMPANY SYSTEM

1	2	3	4	5	6	7	8	9	10	11	12	13	14	15	16
Group Code	Group Name	NAIC Company Code	ID Number	Federal RSSD	CIK	Name of Securities Exchange if Publicly Traded (U.S. or International)	Names of Parent, Subsidiaries Or Affiliates	Domi-ciliary Location	Relation-ship to Reporting Entity	Directly Controlled by (Name of Entity/Person)	Type of Control (Ownership, Board, Management, Attorney-in-Fact, Influence, Other)	If Control is Ownership Provide Percentage	Ultimate Controlling Entity(ies)/Person(s)	Is an SCA Filing Re-quired? (Yes/No)	*
		.0000	46-3328009				Optum Rocket, LLC	DE	NIA	OptumInsight, Inc.	Ownership	100.000	UnitedHealth Group	Incorporated	NO
		.0000	26-0543382				Optum Senior Services, LLC	AL	NIA	Optum Hospice Pharmacy Services, LLC	Ownership	100.000	UnitedHealth Group	Incorporated	NO
		.0000	98-1307821				Optum Services (Ireland) Limited	IRL	NIA	Optum Operations (Ireland) Unlimited Company	Ownership	100.000	UnitedHealth Group	Incorporated	NO
		.0000	66-0870003				Optum Services (Puerto Rico) LLC	PR	NIA	UnitedHealthcare International III B.V.	Ownership	100.000	UnitedHealth Group	Incorporated	NO
		.0000	45-4683454				Optum Services, Inc.	DE	NIA	Optum, Inc.	Ownership	100.000	UnitedHealth Group	Incorporated	NO
		.0000	98-0644599				Optum Solutions UK Holdings Limited	GBR	NIA	Optum Health & Technology Holdings (US), Inc.	Ownership	100.000	UnitedHealth Group	Incorporated	NO
		.0000	46-5713629				Optum Technology, LLC	DE	NIA	OptumInsight, Inc.	Ownership	100.000	UnitedHealth Group	Incorporated	NO
		.0000	98-1097769				Optum UK Solutions Group Limited	GBR	NIA	Optum Solutions UK Holdings Limited	Ownership	100.000	UnitedHealth Group	Incorporated	NO
		.0000					Optum Venture Global Partners II, LP	DE	NIA	Optum, Inc.	Ownership	99.000	UnitedHealth Group	Incorporated	NO
		.0000					Optum Venture Global Partners, LP	DE	NIA	Optum, Inc.	Ownership	99.000	UnitedHealth Group	Incorporated	NO
		.0000					Optum Venture Partners II, LP	DE	NIA	Optum, Inc.	Ownership	99.000	UnitedHealth Group	Incorporated	NO
		.0000					Optum Venture Partners III, LP	DE	NIA	Optum, Inc.	Ownership	99.000	UnitedHealth Group	Incorporated	NO
		.0000					Optum Venture Partners, LP	DE	NIA	Optum, Inc.	Ownership	99.000	UnitedHealth Group	Incorporated	NO
		.0000	85-0735012				Optum Washington Network, LLC	WA	NIA	Collaborative Care Holdings, LLC	Ownership	93.000	UnitedHealth Group	Incorporated	NO
		.0000	58-2205984				Optum Women's and Children's Health, LLC	DE	NIA	My Wellness Solutions, LLC	Ownership	100.000	UnitedHealth Group	Incorporated	NO
		.0000	30-0580620				Optum, Inc.	DE	NIA	UnitedHealthCare Services, Inc.	Ownership	100.000	UnitedHealth Group	Incorporated	NO
		.0000	46-3983926				Optum360 Services, Inc.	DE	NIA	Optum Rocket, LLC	Ownership	100.000	UnitedHealth Group	Incorporated	NO
		.0000	82-3446942				Optum360 Solutions, LLC	DE	NIA	OptumInsight, Inc.	Ownership	100.000	UnitedHealth Group	Incorporated	NO
		.0000	46-3328307				Optum360, LLC	DE	NIA	Optum Rocket, LLC	Ownership	95.850	UnitedHealth Group	Incorporated	NO
		.0000	30-0940296				OptumCare ACO New Mexico, LLC	DE	NIA	OptumCare New Mexico, LLC	Ownership	100.000	UnitedHealth Group	Incorporated	NO
		.0000	83-3608739				OptumCare ACO West, LLC	DE	NIA	Collaborative Care Holdings, LLC	Ownership	100.000	UnitedHealth Group	Incorporated	NO
		.0000	47-1422097				OptumCare Clinical Trials, LLC	DE	NIA	OptumCare Holdings, LLC	Ownership	100.000	UnitedHealth Group	Incorporated	NO
		.0000	35-2597463				OptumCare Colorado ASC, LLC	CO	NIA	OptumCare Colorado, LLC	Ownership	100.000	UnitedHealth Group	Incorporated	NO
		.0000	47-2218380				OptumCare Colorado Springs, LLC	CO	NIA	OptumCare Holdings Colorado, LLC	Ownership	100.000	UnitedHealth Group	Incorporated	NO
		.0000	47-2196783				OptumCare Colorado, LLC	CO	NIA	OptumCare Management, LLC	Ownership	100.000	UnitedHealth Group	Incorporated	NO
		.0000	26-1508741				OptumCare Endoscopy Center New Mexico, LLC	NM	NIA	OptumCare New Mexico, LLC	Ownership	100.000	UnitedHealth Group	Incorporated	NO
		.0000	82-2227280				OptumCare Florida CI, LLC	DE	NIA	OptumCare Florida, LLC	Ownership	100.000	UnitedHealth Group	Incorporated	NO
		.0000	87-0408859				OptumCare Florida, LLC	DE	NIA	OptumCare Holdings, LLC	Ownership	100.000	UnitedHealth Group	Incorporated	NO
		.0000	30-0990065				OptumCare Holdings Colorado, LLC	CO	NIA	OptumCare Colorado, LLC	Ownership	85.000	UnitedHealth Group	Incorporated	NO
		.0000	56-2592163				OptumCare Holdings, LLC	CA	NIA	Collaborative Care Holdings, LLC	Ownership	100.000	UnitedHealth Group	Incorporated	NO
		.0000	95-4509662				OptumCare Management, LLC	CA	NIA	OptumCare Holdings, LLC	Ownership	100.000	UnitedHealth Group	Incorporated	NO
		.0000	20-4043287				OptumCare New Mexico, LLC	DE	NIA	OptumCare Management, LLC	Ownership	100.000	UnitedHealth Group	Incorporated	NO
		.0000	13-4138668				OptumCare New York IPA, Inc.	NY	NIA	Inspiris, Inc.	Ownership	100.000	UnitedHealth Group	Incorporated	NO
		.0000	93-1306308				OptumCare Portland, LLC	OR	NIA	Optum Oregon MSO, LLC	Ownership	100.000	UnitedHealth Group	Incorporated	NO
		.0000	45-3462809				OptumCare South Florida, LLC	FL	NIA	OptumCare Management, LLC	Ownership	100.000	UnitedHealth Group	Incorporated	NO
		.0000	84-3504842				OptumCare Specialty Practices, LLC	DE	NIA	SC Affiliates, LLC	Ownership	100.000	UnitedHealth Group	Incorporated	NO
		.0000	41-1591944				OptumHealth Care Solutions, LLC	DE	NIA	OptumInsight, Inc.	Ownership	100.000	UnitedHealth Group	Incorporated	NO
		.0000	47-1192395				OptumHealth Holdings, LLC	DE	NIA	Optum, Inc.	Ownership	100.000	UnitedHealth Group	Incorporated	NO
		.0000	98-1106868				OptumHealth International B.V.	MD	NIA	Catamaran S.á.r.l.	Ownership	100.000	UnitedHealth Group	Incorporated	NO
		.0000					OptumInsight Holdings, LLC	DE	NIA	Optum, Inc.	Ownership	100.000	UnitedHealth Group	Incorporated	NO
		.0000	98-1401978				OptumInsight India Private Limited	IND	NIA	The Advisory Board Company	Ownership	0.935	UnitedHealth Group	Incorporated	NO
		.0000	98-1401978				OptumInsight India Private Limited	IND	NIA	ABC International Holdings, LLC	Ownership	99.065	UnitedHealth Group	Incorporated	NO
		.0000	04-3383745				OptumInsight Life Sciences, Inc.	DE	NIA	OptumInsight, Inc.	Ownership	100.000	UnitedHealth Group	Incorporated	NO
		.0000	41-1858498				OptumInsight, Inc.	DE	NIA	OptumInsight Holdings, LLC	Ownership	100.000	UnitedHealth Group	Incorporated	NO
		.0000	75-2578509				OptumRx Administrative Services, LLC	TX	NIA	OptumRx Holdings I, LLC	Ownership	100.000	UnitedHealth Group	Incorporated	NO
		.0000	31-1728846				OptumRx Discount Card Services, LLC	DE	NIA	OptumRx PBM of Illinois, Inc.	Ownership	100.000	UnitedHealth Group	Incorporated	NO
		.0000	47-4734235				OptumRx Group Holdings, Inc.	DE	NIA	Optum, Inc.	Ownership	100.000	UnitedHealth Group	Incorporated	NO
		.0000	46-0666840				OptumRx Health Solutions, LLC	DE	NIA	OptumRx Administrative Services, LLC	Ownership	100.000	UnitedHealth Group	Incorporated	NO
		.0000	80-0870454				OptumRx Holdings I, LLC	DE	NIA	OptumRx Group Holdings, Inc.	Ownership	100.000	UnitedHealth Group	Incorporated	NO
		.0000					OptumRx Holdings, LLC	DE	NIA	Optum, Inc.	Ownership	100.000	UnitedHealth Group	Incorporated	NO
		.0000	34-1472211				OptumRx Home Delivery of Ohio, LLC	OH	NIA	OptumRx Health Solutions, LLC	Ownership	100.000	UnitedHealth Group	Incorporated	NO
		.0000	20-0218027				OptumRx IPA III, Inc.	NY	NIA	OptumRx PBM of Maryland, LLC	Ownership	100.000	UnitedHealth Group	Incorporated	NO

ANNUAL STATEMENT FOR THE YEAR 2021 OF THE Oxford Health Plans (NJ), Inc.

SCHEDULE Y
PART 1A - DETAIL OF INSURANCE HOLDING COMPANY SYSTEM

1	2	3	4	5	6	7	8	9	10	11	12	13	14	15	16
Group Code	Group Name	NAIC Company Code	ID Number	Federal RSSD	CIK	Name of Securities Exchange if Publicly Traded (U.S. or International)	Names of Parent, Subsidiaries Or Affiliates	Domiciliary Location	Relationship to Reporting Entity	Directly Controlled by (Name of Entity/Person)	Type of Control (Ownership, Board, Management, Attorney-in-Fact, Influence, Other)	If Control is Ownership Provide Percentage	Ultimate Controlling Entity(ies)/Person(s)	Is an SCA Filing Required? (Yes/No)	*
		.00000	20-0151096				OptumRx NY IPA, Inc.	NY	NIA	OptumRx, Inc.	Ownership	100.000	UnitedHealth Group Incorporated	NO	
		.00000	27-3419292				OptumRx of Pennsylvania, LLC	DE	NIA	OptumRx Health Solutions, LLC	Ownership	100.000	UnitedHealth Group Incorporated	NO	
		.00000	11-2581812				OptumRx PBM of Illinois, Inc.	DE	NIA	OptumRx Administrative Services, LLC	Ownership	100.000	UnitedHealth Group Incorporated	NO	
		.00000	88-0361447				OptumRx PBM of Maryland, LLC	NV	NIA	OptumRx Health Solutions, LLC	Ownership	100.000	UnitedHealth Group Incorporated	NO	
		.00000	03-0592263				OptumRx PBM of Pennsylvania, LLC	PA	NIA	OptumRx of Pennsylvania, LLC	Ownership	100.000	UnitedHealth Group Incorporated	NO	
		.00000	38-3693753				OptumRx PBM of Wisconsin, LLC	WI	NIA	OptumRx PBM of Illinois, Inc.	Ownership	100.000	UnitedHealth Group Incorporated	NO	
		.00000	16-1767416				OptumRx PD of Pennsylvania, LLC	PA	NIA	OptumRx of Pennsylvania, LLC	Ownership	100.000	UnitedHealth Group Incorporated	NO	
		.00000	88-0373347				OptumRx Pharmacy of Nevada, Inc.	NV	NIA	OptumRx Health Solutions, LLC	Ownership	100.000	UnitedHealth Group Incorporated	NO	
		.00000	47-3146510				OptumRx Pharmacy, Inc.	DE	NIA	OptumRx, Inc.	Ownership	100.000	UnitedHealth Group Incorporated	NO	
		.00000	33-0441200				OptumRx, Inc.	CA	NIA	OptumRx Holdings, LLC	Ownership	100.000	UnitedHealth Group Incorporated	NO	
		.00000	39-1974851				OptumServe Health Services, Inc.	WI	NIA	OptumHealth Holdings, LLC	Ownership	100.000	UnitedHealth Group Incorporated	NO	
		.00000	52-2016292				OptumServe Technology Services, Inc.	MD	NIA	OptumInsight, Inc.	Ownership	100.000	UnitedHealth Group Incorporated	NO	
		.00000	27-3674492				Oregon Healthcare Resources, LLC	OR	NIA	OHR Physician Group, P.C.	Ownership	100.000	UnitedHealth Group Incorporated	NO	1
		.00000	22-3883387				Oregon Outpatient Surgery Center, LLC	OR	NIA	Providence & SCA Off-Campus Holdings, LLC	Ownership	51.180	UnitedHealth Group Incorporated	NO	2
		.00000	59-3125869				Orlando Center for Outpatient Surgery, L.P.	GA	NIA	Surgical Health, LLC	Ownership	7.864	UnitedHealth Group Incorporated	NO	
		.00000	59-3125869				Orlando Center for Outpatient Surgery, L.P.	GA	NIA	Surgical Health Of Orlando, LLC	Ownership	51.000	UnitedHealth Group Incorporated	NO	
		.00000	46-2742615				Orthology Inc.	DE	NIA	ProHEALTH Medical Management, LLC	Ownership	100.000	UnitedHealth Group Incorporated	NO	
		.00000	13-3960641				OrthoNet Holdings, Inc.	DE	NIA	OptumHealth Care Solutions, LLC	Ownership	100.000	UnitedHealth Group Incorporated	NO	
		.00000	13-3818652				OrthoNet LLC	NY	NIA	OrthoNet Holdings, Inc.	Ownership	100.000	UnitedHealth Group Incorporated	NO	
		.00000	13-4025898				OrthoNet New York IPA, Inc.	NY	NIA	OrthoNet Holdings, Inc.	Ownership	100.000	UnitedHealth Group Incorporated	NO	
		.00000	26-2884306				OrthoNet of the South, Inc.	DE	NIA	OrthoNet Holdings, Inc.	Ownership	100.000	UnitedHealth Group Incorporated	NO	
		.00000	20-0221966				OrthoNet West, Inc.	DE	NIA	OrthoNet Holdings, Inc.	Ownership	100.000	UnitedHealth Group Incorporated	NO	
		.00000	81-2594417				Orthopedic Surgery Center of Palm Beach County, LLC	FL	NIA	SCA-Palm Beach, LLC	Ownership	26.500	UnitedHealth Group Incorporated	NO	2
		.00000	85-2357227				OrthoWest MSO, LLC	DE	NIA	OptumCare Specialty Practices, LLC	Ownership	50.000	UnitedHealth Group Incorporated	NO	
		.00000	98-1284698				OSB – Tecnologia e Serviços de Suporte Lda.	BRA	NIA	Amil Assistência Médica Internacional S.A.	Ownership	100.000	UnitedHealth Group Incorporated	NO	
		.00000	98-1284698				OSB – Tecnologia e Serviços de Suporte Lda.	BRA	NIA	Cemed Care – Empresa de Atendimento Clínico Geral Ltda.	Ownership	0.000	UnitedHealth Group Incorporated	NO	
		.00000	41-1921007				Oxvations, Inc.	DE	NIA	United HealthCare Services, Inc.	Ownership	100.000	UnitedHealth Group Incorporated	NO	
		.00000	06-1587795				Oxford Benefit Management, Inc.	CT	NIA	Oxford Health Plans LLC	Ownership	100.000	UnitedHealth Group Incorporated	NO	
.0707	UnitedHealth Group Incorporated	.78026	22-2797560				Oxford Health Insurance, Inc.	NY	IA	UnitedHealthcare Insurance Company	Ownership	100.000	UnitedHealth Group Incorporated	NO	
.0707	UnitedHealth Group Incorporated	.96798	06-1181201				Oxford Health Plans (CT), Inc.	CT	IA	Oxford Health Plans LLC	Ownership	100.000	UnitedHealth Group Incorporated	NO	
.0707	UnitedHealth Group Incorporated	.95506	22-2745725				Oxford Health Plans (NJ), Inc.	NJ	RE	Oxford Health Plans LLC	Ownership	100.000	UnitedHealth Group Incorporated	NO	
.0707	UnitedHealth Group Incorporated	.95479	06-1181200				Oxford Health Plans (NY), Inc.	NY	IA	Oxford Health Plans LLC	Ownership	100.000	UnitedHealth Group Incorporated	NO	
		.00000	52-2443751				Oxford Health Plans LLC	DE	LDP	UnitedHealth Group Incorporated	Ownership	100.000	UnitedHealth Group Incorporated	NO	
		.00000	27-0008097				P2P Link, LLC	DE	NIA	SRPS, LLC	Ownership	100.000	UnitedHealth Group Incorporated	NO	
		.00000	33-0704734				Pacific Cardiovascular Associates Medical Group, Inc.	CA	NIA	Surgical Care Affiliates, LLC	Influence	0.000	UnitedHealth Group Incorporated	NO	
		.00000	75-2857077				Pacific Casualty Company, Inc.	HI	NIA	USHEALTH Group, Inc.	Ownership	100.000	UnitedHealth Group Incorporated	NO	
.0707	UnitedHealth Group Incorporated	.70785	35-1137395				PacificCare Life and Health Insurance Company	IN	IA	United HealthCare Services, Inc.	Ownership	100.000	UnitedHealth Group Incorporated	NO	
.0707	UnitedHealth Group Incorporated	.84506	95-2829463				PacificCare Life Assurance Company	CO	IA	United HealthCare Services, Inc.	Ownership	100.000	UnitedHealth Group Incorporated	NO	
.0707	UnitedHealth Group Incorporated	.95617	94-3267522				PacificCare of Arizona, Inc.	AZ	IA	United HealthCare Services, Inc.	Ownership	100.000	UnitedHealth Group Incorporated	NO	
.0707	UnitedHealth Group Incorporated	.95434	84-1011378				PacificCare of Colorado, Inc.	CO	IA	United HealthCare Services, Inc.	Ownership	100.000	UnitedHealth Group Incorporated	NO	
		.00000	98-1444613				Pacific S.A. Entidad Prestadora de Salud	PER	NIA	Empremédica S. A.	Ownership	50.000	UnitedHealth Group Incorporated	NO	
		.00000	48-1255983				Panama City Surgery Center, LLC	FL	NIA	SCA-Panama City Holdings, LLC	Ownership	54.497	UnitedHealth Group Incorporated	NO	
		.00000	45-1484375				Park Hill Surgery Center, LLC	TX	NIA	Surgical Care Affiliates, LLC	Influence	0.000	UnitedHealth Group Incorporated	NO	
		.00000	20-4127100				Parkway Surgery Center, LLC	DE	NIA	SCA-Hagerstown, LLC	Ownership	78.400	UnitedHealth Group Incorporated	NO	
		.00000					Patient Care Associates, L.L.C.	NJ	NIA	SCA Englewood Holdings, LLC	Ownership	60.404	UnitedHealth Group Incorporated	NO	
		.00000					Patrimonio Autónomo Nueva Clínica	COL	NIA	Clínica del Country S.A.S.	Ownership	65.180	UnitedHealth Group Incorporated	NO	
		.00000					Patrimonio Autónomo Nueva Clínica	COL	NIA	Promotora Country S.A.	Ownership	0.230	UnitedHealth Group Incorporated	NO	
		.00000					Patrimonio Autónomo Nueva Clínica	COL	NIA	Banmedica Internacional SpA	Ownership	9.670	UnitedHealth Group Incorporated	NO	
		.00000	62-1451147				Payment Resolution Services, LLC	TN	NIA	OptumInsight, Inc.	Ownership	100.000	UnitedHealth Group Incorporated	NO	

ANNUAL STATEMENT FOR THE YEAR 2021 OF THE Oxford Health Plans (NJ), Inc.

SCHEDULE Y
PART 1A - DETAIL OF INSURANCE HOLDING COMPANY SYSTEM

1	2	3	4	5	6	7	8	9	10	11	12	13	14	15	16
Group Code	Group Name	NAIC Company Code	ID Number	Federal RSSD	CIK	Name of Securities Exchange if Publicly Traded (U.S. or International)	Names of Parent, Subsidiaries Or Affiliates	Domi-ciliary Location	Relation-ship to Reporting Entity	Directly Controlled by (Name of Entity/Person)	Type of Control (Ownership, Board, Management, Attorney-in-Fact, Influence, Other)	If Control is Ownership Provide Percentage	Ultimate Controlling Entity(ies)/Person(s)	Is an SCA Filing Re-quired? (Yes/No)	*
		.0000	75-3265056				PCCCV, Inc.	CA	NIA	PrimeCare Medical Network, Inc.	Ownership	100.000	UnitedHealth Group Incorporated	NO	
		.0000	47-2429625				Penzo Enterprises, LLC	DE	NIA	OptumRx Holdings, LLC	Ownership	100.000	UnitedHealth Group Incorporated	NO	
.0707	UnitedHealth Group Incorporated	.13607	20-5662149				Peoples Health, Inc.	LA	IA	New Orleans Regional Physician Hospital Organization, L.L.C.	Ownership	100.000	UnitedHealth Group Incorporated	NO	
		.00000	20-5608977				Perham Physical Therapy, LTD	MN	NIA	Orthology Inc.	Ownership	100.000	UnitedHealth Group Incorporated	NO	
							Perimeter Center for Outpatient Surgery, L.P.								
		.00000	58-1978405					GA	NIA	SHC Atlanta, LLC	Ownership	38.757	UnitedHealth Group Incorporated	NO	2
		.00000	47-0764793				Pharmaceutical Technologies, LLC	NE	NIA	Diplomat Pharmacy, Inc.	Ownership	100.000	UnitedHealth Group Incorporated	NO	
		.00000	35-2288416				PHC Subsidiary Holdings, LLC	TX	NIA	United HealthCare Services, Inc.	Ownership	100.000	UnitedHealth Group Incorporated	NO	
		.00000	81-2902954				Physician Alliance of the Rockies, LLC	CO	NIA	New West Physicians, Inc.	Ownership	100.000	UnitedHealth Group Incorporated	NO	
		.00000	30-0516435				Physician Partners Medical Group, Inc.	CA	NIA	Physician(s) Owned	Influence	0.000	UnitedHealth Group Incorporated	NO	1
		.00000	91-1822767				Physicians Care Network, L.L.C.	WA	NIA	Physician(s) Owned	Influence	0.000	UnitedHealth Group Incorporated	NO	1
.0707	UnitedHealth Group Incorporated	.00000	59-3438026				Physicians Day Surgery Center, LLC	FL	NIA	SCA-Naples, LLC	Ownership	51.000	UnitedHealth Group Incorporated	NO	
		.11494	04-3677255				Physicians Health Choice of Texas, LLC	TX	IA	PHC Subsidiary Holdings, LLC	Ownership	100.000	UnitedHealth Group Incorporated	NO	
		.00000	52-1162824				Physicians Health Plan of Maryland, Inc.	MD	NIA	United HealthCare Services, Inc.	Ownership	100.000	UnitedHealth Group Incorporated	NO	
		.00000	20-5170962				Physicians' Surgery Center of Downey, LLC	CA	NIA	SCA-AppleCare Partners, LLC	Ownership	59.998	UnitedHealth Group Incorporated	NO	
		.00000	84-1498816				Pinnacle III, LLC	CO	NIA	SCA Pinnacle Holdings, LLC	Ownership	100.000	UnitedHealth Group Incorporated	NO	
		.00000	98-1388873				Piano de Saúde Ana Costa Ltda.	BRA	NIA	Santos Administração e Participações S.A. Anil Assistência Médica Internacional S.A.	Ownership	25.140	UnitedHealth Group Incorporated	NO	
		.00000	98-1388873				Piano de Saúde Ana Costa Ltda.	BRA	NIA	Santos Administração e Participações S.A. Anil Assistência Médica Internacional S.A.	Ownership	74.860	UnitedHealth Group Incorporated	NO	
		.00000	66-0742844				Plus One Health Management Puerto Rico, Inc.	PRI	NIA	Plus One Holdings, Inc.	Ownership	100.000	UnitedHealth Group Incorporated	NO	
		.00000	13-3613705				Plus One Holdings, Inc.	DE	NIA	OptumHealth Care Solutions, LLC	Ownership	100.000	UnitedHealth Group Incorporated	NO	
		.00000	80-0670247				PMI Acquisition, LLC	DE	NIA	Progressive Enterprises Holdings, Inc.	Ownership	100.000	UnitedHealth Group Incorporated	NO	
		.00000	26-3148744				PMSI Holdings, LLC	DE	NIA	Progressive Enterprises Holdings, Inc.	Ownership	100.000	UnitedHealth Group Incorporated	NO	
		.00000	59-3166848				PMSI Settlement Solutions, LLC	FL	NIA	PMSI Holdings, LLC	Ownership	100.000	UnitedHealth Group Incorporated	NO	
		.00000	56-2422696				PMSI, LLC	FL	NIA	PMSI Holdings, LLC	Ownership	100.000	UnitedHealth Group Incorporated	NO	
		.00000	47-5563848				Polo Holcdo, LLC	DE	NIA	Collaborative Care Holdings, LLC	Ownership	80.100	UnitedHealth Group Incorporated	NO	
		.00000	83-3042027				Polyclinic Holdings, P.C.	WA	NIA	Physician(s) Owned	Influence	0.000	UnitedHealth Group Incorporated	NO	1
		.00000	46-0508606				Polyclinic Management Services Company, LLC	WA	NIA	The Polyclinic, PLLC	Ownership	100.000	UnitedHealth Group Incorporated	NO	1
		.00000	46-5415205				POMCO Network, Inc.	NY	NIA	POMCO, Inc.	Ownership	100.000	UnitedHealth Group Incorporated	NO	
		.00000	15-0581348				POMCO, Inc.	NY	NIA	UMR, Inc.	Ownership	100.000	UnitedHealth Group Incorporated	NO	
		.00000	33-0261822				Pomerado Outpatient Surgical Center, Inc.	CA	NIA	ASC Network, LLC	Ownership	100.000	UnitedHealth Group Incorporated	NO	
		.00000	33-0752699				Pomerado Outpatient Surgical Center, L.P.	CA	NIA	Pomerado Outpatient Surgical Center, Inc.	Ownership	66.500	UnitedHealth Group Incorporated	NO	
		.00000	30-0844501				Post-Acute Care Center for Research, LLC	DE	NIA	naviHealth, Inc.	Ownership	100.000	UnitedHealth Group Incorporated	NO	
		.00000	27-1454121				PPH Holdings, LLC	DE	NIA	Practice Partners in Healthcare, LLC	Ownership	100.000	UnitedHealth Group Incorporated	NO	
		.00000	24-1453981				PPH Management Company, L.L.C.	DE	NIA	Practice Partners in Healthcare, LLC	Ownership	100.000	UnitedHealth Group Incorporated	NO	
		.00000	26-4490039				PPH-Columbia, Inc.	DE	NIA	Practice Partners in Healthcare, LLC	Ownership	100.000	UnitedHealth Group Incorporated	NO	
		.00000	26-4489980				PPH-Gardendale, Inc.	DE	NIA	Practice Partners in Healthcare, LLC	Ownership	100.000	UnitedHealth Group Incorporated	NO	
.0707	UnitedHealth Group Incorporated	.00000	76-0770414				Practice Partners in Healthcare, LLC	DE	NIA	SCA-Practice Partners Holdings, LLC	Ownership	100.000	UnitedHealth Group Incorporated	NO	
.0707	UnitedHealth Group Incorporated	.12756	20-3391186				Preferred Care Network of Florida, Inc.	FL	IA	United HealthCare Services, Inc.	Ownership	100.000	UnitedHealth Group Incorporated	NO	
		.12155	01-0788576				Preferred Care Network, Inc.	FL	IA	United HealthCare Services, Inc.	Ownership	100.000	UnitedHealth Group Incorporated	NO	
		.00000	65-0683927				Preferred Care Partners Holding, Corp.	FL	NIA	United HealthCare Services, Inc.	Ownership	100.000	UnitedHealth Group Incorporated	NO	
		.00000	26-1845018				Preferred Care Partners Medical Group, Inc.	FL	NIA	Preferred Care Partners Holding, Corp.	Ownership	100.000	UnitedHealth Group Incorporated	NO	
.0707	UnitedHealth Group Incorporated	.11176	65-0885893				Preferred Care Partners, Inc.	FL	IA	Preferred Care Partners Holding, Corp.	Ownership	100.000	UnitedHealth Group Incorporated	NO	
		.00000	41-1846481				PreferredOne Administrative Services, Inc.	MN	NIA	United HealthCare Services, Inc.	Ownership	100.000	UnitedHealth Group Incorporated	NO	
.0707	UnitedHealth Group Incorporated	.11817	81-0625135				PreferredOne Insurance Company	MN	IA	PreferredOne Administrative Services, Inc.	Ownership	100.000	UnitedHealth Group Incorporated	NO	
		.00000	75-3265059				Premier Choice ACO, Inc.	CA	NIA	PrimeCare Medical Network, Inc.	Ownership	100.000	UnitedHealth Group Incorporated	NO	
		.00000	72-1378216				Premier Surgery Center of Louisville, L.P.	TN	NIA	SCA Premier Surgery Center of Louisville, LLC	Ownership	51.000	UnitedHealth Group Incorporated	NO	
		.00000	20-1499748				Premiere Medical Resources, LLC	DE	NIA	Unity Health Network, LLC	Ownership	100.000	UnitedHealth Group Incorporated	NO	
		.00000	33-0527335				Primary Care Associated Medical Group, Inc.	CA	NIA	NAIM Medical Group Holdings, Inc.	Ownership	100.000	UnitedHealth Group Incorporated	NO	1
		.00000	30-0516440				Prime Community Care, Inc.	CA	NIA	Physician(s) Owned	Influence	0.000	UnitedHealth Group Incorporated	NO	1

ANNUAL STATEMENT FOR THE YEAR 2021 OF THE Oxford Health Plans (NJ), Inc.

SCHEDULE Y
PART 1A - DETAIL OF INSURANCE HOLDING COMPANY SYSTEM

1	2	3	4	5	6	7	8	9	10	11	12	13	14	15	16
Group Code	Group Name	NAIC Company Code	ID Number	Federal RSSD	CIK	Name of Securities Exchange if Publicly Traded (U.S. or International)	Names of Parent, Subsidiaries Or Affiliates	Domiciliary Location	Relationship to Reporting Entity	Directly Controlled by (Name of Entity/Person)	Type of Control (Ownership, Board, Management, Attorney-in-Fact, Influence, Other)	If Control is Ownership Provide Percentage	Ultimate Controlling Entity(ies)/Person(s)	Is an SCA Filing Required? (Yes/No)	*
		.0000	88-0253112				Prime Health, Inc.	NV	NIA	Sierra Health Services, Inc.	Ownership	100.000	UnitedHealth Group Incorporated	NO	
		.0000	33-0607478				PrimeCare Medical Network, Inc.	CA	NIA	NAMM Holdings, Inc.	Ownership	100.000	UnitedHealth Group Incorporated	NO	
		.0000	87-0757397				PrimeCare of Citrus Valley, Inc.	CA	NIA	PrimeCare Medical Network, Inc.	Ownership	80.000	UnitedHealth Group Incorporated	NO	
		.0000	33-0674407				PrimeCare of Corona, Inc.	CA	NIA	PrimeCare Medical Network, Inc.	Ownership	100.000	UnitedHealth Group Incorporated	NO	
		.0000	33-0674401				PrimeCare of Hemet Valley, Inc.	CA	NIA	PrimeCare Medical Network, Inc.	Ownership	100.000	UnitedHealth Group Incorporated	NO	
		.0000	33-0674408				PrimeCare of Inland Valley, Inc.	CA	NIA	PrimeCare Medical Network, Inc.	Ownership	100.000	UnitedHealth Group Incorporated	NO	
		.0000	33-0674402				PrimeCare of Moreno Valley, Inc.	CA	NIA	PrimeCare Medical Network, Inc.	Ownership	100.000	UnitedHealth Group Incorporated	NO	
		.0000	33-0674400				PrimeCare of Redlands, Inc.	CA	NIA	PrimeCare Medical Network, Inc.	Ownership	100.000	UnitedHealth Group Incorporated	NO	
		.0000	33-0674404				PrimeCare of Riverside, Inc.	CA	NIA	PrimeCare Medical Network, Inc.	Ownership	100.000	UnitedHealth Group Incorporated	NO	
		.0000	14-1915328				PrimeCare of San Bernardino, Inc.	CA	NIA	PrimeCare Medical Network, Inc.	Ownership	100.000	UnitedHealth Group Incorporated	NO	
		.0000	33-0698439				PrimeCare of Sun City, Inc.	CA	NIA	PrimeCare Medical Network, Inc.	Ownership	100.000	UnitedHealth Group Incorporated	NO	
		.0000	33-0674409				PrimeCare of Temecula, Inc.	CA	NIA	PrimeCare Medical Network, Inc.	Ownership	100.000	UnitedHealth Group Incorporated	NO	
		.0000	14-1873402				Procura Management, Inc.	DE	NIA	Healthcare Solutions, Inc.	Ownership	100.000	UnitedHealth Group Incorporated	NO	
		.0000	27-4371197				Progressive Enterprises Holdings, Inc.	DE	NIA	OptumRx, Inc.	Ownership	100.000	UnitedHealth Group Incorporated	NO	
		.0000	31-1192384				Progressive Medical, LLC	OH	NIA	PMI Acquisition, LLC	Ownership	100.000	UnitedHealth Group Incorporated	NO	
		.0000	45-4469117				ProHEALTH Accountable Care Medical Group, PLLC	NV	NIA	ProHEALTH Care Associates, L.L.P.	Ownership	100.000	UnitedHealth Group Incorporated	NO	1
		.0000	11-3447394				ProHEALTH Ambulatory Surgery Center, Inc.	NY	NIA	Physician(s) Owned	Influence	0.000	UnitedHealth Group Incorporated	NO	1
		.0000	47-5656253				ProHEALTH Care Associates of New Jersey LLP	NJ	NIA	Physician(s) Owned	Influence	0.000	UnitedHealth Group Incorporated	NO	1
		.0000	11-3355604				ProHEALTH Care Associates, L.L.P.	NY	NIA	ProHEALTH Medical NY, P.C.	Ownership	51.000	UnitedHealth Group Incorporated	NO	1
		.0000	47-1049961				ProHEALTH Medical Management, LLC	DE	NIA	Collaborative Care Holdings, LLC	Ownership	100.000	UnitedHealth Group Incorporated	NO	
		.0000	47-1388406				ProHEALTH Medical NY, P.C.	NY	NIA	Physician(s) Owned	Influence	0.000	UnitedHealth Group Incorporated	NO	1
		.0000	45-5470737				ProHealth Physicians ACO, LLC	CT	NIA	ProHealth Physicians, Inc.	Ownership	100.000	UnitedHealth Group Incorporated	NO	
		.0000	06-1446075				ProHealth Physicians, Inc.	CT	NIA	Polo Holco, LLC	Ownership	100.000	UnitedHealth Group Incorporated	NO	
		.0000	06-1469068				ProHealth Physicians, P.C.	CT	NIA	Physician(s) Owned	Influence	0.000	UnitedHealth Group Incorporated	NO	1
		.0000	32-0455430				ProHealth Proton Center Management, LLC	DE	NIA	ProHEALTH Medical Management, LLC	Ownership	100.000	UnitedHealth Group Incorporated	NO	
		.0000	47-5661535				ProHEALTH Urgent Care Medicine of New Jersey LLP	NJ	NIA	Physician(s) Owned	Influence	0.000	UnitedHealth Group Incorporated	NO	1
		.0000	46-1883579				ProHEALTH Urgent Care Medicine, PLLC	NY	NIA	ProHEALTH Care Associates, L.L.P.	Ownership	100.000	UnitedHealth Group Incorporated	NO	1
		.0000					ProHealth/CareMount Dental Management, LLC	NY	NIA	CareMount Dental Member, LLC	Ownership	46.000	UnitedHealth Group Incorporated	NO	2
		.0000					Promotora Country S.A.	COL	NIA	Banmedica S.A.	Ownership	50.000	UnitedHealth Group Incorporated	NO	
		.0000	22-3493126				Pronounced Health Solutions, Inc.	DE	NIA	My Wellness Solutions, LLC	Ownership	100.000	UnitedHealth Group Incorporated	NO	
		.0000	98-1444638				Prosemedic S.A.C.	PER	NIA	Pacifico S.A. Entidad Prestadora de Salud	Ownership	80.000	UnitedHealth Group Incorporated	NO	
		.0000	85-0775386				Prospero Health Partners Florida, Inc.	FL	NIA	Physician(s) Owned	Influence	0.000	UnitedHealth Group Incorporated	NO	1
		.0000	82-2400620				Prospero Health Partners New York, P.C.	NY	NIA	Physician(s) Owned	Influence	0.000	UnitedHealth Group Incorporated	NO	1
		.0000	84-4569314				Prospero Health Partners North Carolina, P.C.	NC	NIA	Physician(s) Owned	Influence	0.000	UnitedHealth Group Incorporated	NO	1
		.0000	84-3234753				Prospero Health Partners, P.C.	MN	NIA	Physician(s) Owned	Influence	0.000	UnitedHealth Group Incorporated	NO	1
		.0000	83-4217561				Prospero Management Services, LLC	DE	NIA	Optum Growth Partners, LLC	Ownership	100.000	UnitedHealth Group Incorporated	NO	
		.0000	84-3844362				Prospero Medical Services New Jersey, P.C.	NJ	NIA	Physician(s) Owned	Influence	0.000	UnitedHealth Group Incorporated	NO	1
		.0000	87-2406404				Prospero Medical Services, P.A.	FL	NIA	Physician(s) Owned	Influence	0.000	UnitedHealth Group Incorporated	NO	1
		.0000	82-3765555				Providence & SCA Off-Campus Holdings, LLC	DE	NIA	SCA-Portland, LLC	Ownership	40.000	UnitedHealth Group Incorporated	NO	2
		.0000	90-0876656				PS Center, LLC	CA	NIA	Beach Surgical Holdings II, LLC	Ownership	100.000	UnitedHealth Group Incorporated	NO	2
		.0000	85-0921665				Psychiatry Services of New York, P.C.	NY	NIA	Physician(s) Owned	Influence	0.000	UnitedHealth Group Incorporated	NO	1
		.0000	81-4500429				Pulse Platform, LLC	DE	NIA	Rally Health, Inc.	Ownership	100.000	UnitedHealth Group Incorporated	NO	
		.0000	46-3901920				Qol Acquisition Holdings Corp.	DE	NIA	Genoa Healthcare, Inc.	Ownership	100.000	UnitedHealth Group Incorporated	NO	
		.0000	82-1804707				R Cubed, Inc.	TN	NIA	naviHealth SM Holdings, Inc.	Ownership	100.000	UnitedHealth Group Incorporated	NO	
		.0000	35-2493256				Rally Health, Inc.	DE	NIA	Optum Digital Health Holdings, LLC	Ownership	100.000	UnitedHealth Group Incorporated	NO	
		.0000	80-0947972				Real Appeal, Inc.	DE	NIA	Rally Health, Inc.	Ownership	100.000	UnitedHealth Group Incorporated	NO	
		.0000	94-3115625				Redlands Ambulatory Surgery Center	CA	NIA	Redlands-SCA Surgery Centers, Inc.	Ownership	54.000	UnitedHealth Group Incorporated	NO	
		.0000	56-2627067				Redlands Family Practice Medical Group, Inc.	CA	NIA	Physician(s) Owned	Influence	0.000	UnitedHealth Group Incorporated	NO	1
		.0000	94-3115627				Redlands-SCA Surgery Centers, Inc.	CA	NIA	SC Affiliates, LLC	Ownership	100.000	UnitedHealth Group Incorporated	NO	

ANNUAL STATEMENT FOR THE YEAR 2021 OF THE Oxford Health Plans (NJ), Inc.

SCHEDULE Y
PART 1A - DETAIL OF INSURANCE HOLDING COMPANY SYSTEM

1	2	3	4	5	6	7	8	9	10	11	12	13	14	15	16
Group Code	Group Name	NAIC Company Code	ID Number	Federal RSSD	CIK	Name of Securities Exchange if Publicly Traded (U.S. or International)	Names of Parent, Subsidiaries Or Affiliates	Domiciliary Location	Relationship to Reporting Entity	Directly Controlled by (Name of Entity/Person)	Type of Control (Ownership, Board, Management, Attorney-in-Fact, Influence, Other)	If Control is Ownership Provide Percentage	Ultimate Controlling Entity(ies)/Person(s)	Is an SCA Filing Required? (Yes/No)	*
		.00000	20-5251393				Reliant Medical Group The Endoscopy Center, LLC	MA	NIA	Reliant Medical Group, Inc.	Ownership	100.000	UnitedHealth Group Incorporated	NO	1
		.00000	04-2472266				Reliant Medical Group, Inc.	MA	NIA	Physician(s) Owned	Influence	0.000	UnitedHealth Group Incorporated	NO	1
		.00000	82-3745100				Reliant MSO, LLC	DE	NIA	Collaborative Care Holdings, LLC	Ownership	100.000	UnitedHealth Group Incorporated	NO	
		.00000	46-0558032				Research Surgical Center LLC	CO	NIA	PPH Holdings, LLC	Ownership	51.000	UnitedHealth Group Incorporated	NO	
		.00000	45-2515438				RightCare Solutions, Inc.	DE	NIA	Curaspan Health Group, Inc.	Ownership	100.000	UnitedHealth Group Incorporated	NO	
		.00000	46-0758315				River Valley ASC, LLC	CT	NIA	SCA-River Valley, LLC	Ownership	58.610	UnitedHealth Group Incorporated	NO	2
		.00000	33-0055097				Riverside Community Healthplan Medical Group, Inc.	CA	NIA	NAMM Medical Group Holdings, Inc.	Ownership	100.000	UnitedHealth Group Incorporated	NO	1
		.00000					Riverside Corporate Wellness, LLC	WI	NIA	United HealthCare Services, Inc.	Ownership	50.000	UnitedHealth Group Incorporated	NO	
		.00000	20-3420379				Riverside Electronic Healthcare Resources, Inc.	CA	NIA	Riverside Community Healthplan Medical Group, Inc.	Ownership	100.000	UnitedHealth Group Incorporated	NO	1
		.00000	32-0500242				Riverside Medical Management, LLC	DE	NIA	ProHEALTH Medical Management, LLC	Ownership	100.000	UnitedHealth Group Incorporated	NO	
		.00000	22-3624559				Riverside Pediatric Group, P.C.	NJ	NIA	Physician(s) Owned	Influence	0.000	UnitedHealth Group Incorporated	NO	1
		.00000	83-2735771				Riverside Surgical Center of Meadowlands, LLC	NJ	NIA	SCA-Riverside Partners, LLC	Ownership	72.000	UnitedHealth Group Incorporated	NO	
		.00000	83-2722082				Riverside Surgical Center of Newark, LLC	NJ	NIA	SCA-Riverside Partners, LLC	Ownership	99.000	UnitedHealth Group Incorporated	NO	
		.00000	83-2722082				Riverside Surgical Center of Newark, LLC	NJ	NIA	Endoscopy Center Affiliates, Inc.	Ownership	1.000	UnitedHealth Group Incorporated	NO	
		.00000	86-0857176				Robert B. McBeath, M.D. II, P.C.	NV	NIA	Physician(s) Owned	Influence	0.000	UnitedHealth Group Incorporated	NO	1
		.00000	46-2662506				Robert B. McBeath, M.D. III, P.C.	NV	NIA	Robert B. McBeath, M.D. II, P.C.	Ownership	100.000	UnitedHealth Group Incorporated	NO	1
		.00000	88-0310956				Robert B. McBeath, M.D., Professional Corporation	NV	NIA	Physician(s) Owned	Influence	0.000	UnitedHealth Group Incorporated	NO	1
		.00000	04-3713185				Rockville Eye Surgery Center, LLC	MD	NIA	SCA Palisades Holdings, LLC	Ownership	55.000	UnitedHealth Group Incorporated	NO	
.0707	UnitedHealth Group Incorporated	95482	84-0614905				Rocky Mountain Health Maintenance Organization, Incorporated	CO	IA	United HealthCare Services, Inc.	Ownership	100.000	UnitedHealth Group Incorporated	NO	
		.00000					Rush Oak Brook Surgery Center, LLC	IL	NIA	SCA Rush Oak Brook Holdings, LLC	Ownership	10.000	UnitedHealth Group Incorporated	NO	2
		.00000	83-0521940				Sacred Heart ASC, LLC	FL	NIA	SVHS-SCA Florida JV, LLC	Ownership	61.125	UnitedHealth Group Incorporated	NO	
		.00000					Saden S.A.	CHL	NIA	Clinica Dávila y Servicios Médicos S.p.A.	Ownership	0.077	UnitedHealth Group Incorporated	NO	
		.00000	85-2734753				Saden S.A.	CHL	NIA	Banmedica S.A.	Ownership	99.923	UnitedHealth Group Incorporated	NO	
		.00000	74-2462470				Salem JV Holdings, LLC	OR	NIA	Surgicare of Salem, LLC	Ownership	51.000	UnitedHealth Group Incorporated	NO	
		.00000	45-2219585				Salem Surgery Center, LLC	OR	NIA	Salem JV Holdings, LLC	Ownership	51.000	UnitedHealth Group Incorporated	NO	
		.00000					Salveo Specialty Pharmacy, Inc.	DE	NIA	OptumRx Administrative Services, LLC	Ownership	100.000	UnitedHealth Group Incorporated	NO	
		.00000					San Bernardino Medical Group, Inc.	CA	NIA	NAMM Medical Group Holdings, Inc.	Ownership	100.000	UnitedHealth Group Incorporated	NO	1
		.00000	77-0322251				San Diego Endoscopy Center	CA	NIA	Endoscopy Center Affiliates, Inc.	Ownership	35.000	UnitedHealth Group Incorporated	NO	2
		.00000	27-3787593				Sand Lake SurgiCenter, LLC	FL	NIA	SCA-Sand Lake, LLC	Ownership	51.455	UnitedHealth Group Incorporated	NO	
		.00000	27-3787593				Sand Lake SurgiCenter, LLC	FL	NIA	SC Affiliates, LLC	Ownership	1.099	UnitedHealth Group Incorporated	NO	
		.00000	91-2127820				Santa Cruz Endoscopy Center, LLC	CA	NIA	SCA Pacific Holdings, Inc.	Ownership	50.000	UnitedHealth Group Incorporated	NO	
		.00000					Santa Helena Assistência Médica S.A.	BRA	NIA	Elual Participações S.A.	Ownership	22.176	UnitedHealth Group Incorporated	NO	
		.00000					Santa Helena Assistência Médica S.A.	BRA	NIA	Amil Assistência Médica Internacional S.A.	Ownership	77.824	UnitedHealth Group Incorporated	NO	
		.00000					Santa Helena Assistência Médica S.A.	BRA	NIA	Amil Assistência Médica Internacional S.A.	Ownership	100.000	UnitedHealth Group Incorporated	NO	
		.00000	85-1941832				Santos Administração e Participações S.A.	BRA	NIA		Ownership	100.000	UnitedHealth Group Incorporated	NO	
		.00000					Sanvello Behavioral Health Services of Michigan, P.C.	DE	NIA	Physician(s) Owned	Influence	0.000	UnitedHealth Group Incorporated	NO	1
		.00000	85-0666386				Sanvello Behavioral Health Services of New Jersey, P.C.	NJ	NIA	Physician(s) Owned	Influence	0.000	UnitedHealth Group Incorporated	NO	1
		.00000	85-1959641				Sanvello Behavioral Health Services of North Carolina, P.C.	NC	NIA	Physician(s) Owned	Influence	0.000	UnitedHealth Group Incorporated	NO	1
		.00000	84-3152209				Sanvello Behavioral Health Services of Texas, P.A.	TX	NIA	Physician(s) Owned	Influence	0.000	UnitedHealth Group Incorporated	NO	1
		.00000	84-1754732				Sanvello Behavioral Health Services, P.A.	DE	NIA	Physician(s) Owned	Influence	0.000	UnitedHealth Group Incorporated	NO	1
		.00000	83-3057919				Sanvello Health Holdings, LLC	DE	NIA	OptumHealth Holdings, LLC	Ownership	100.000	UnitedHealth Group Incorporated	NO	
		.00000	47-1920345				Sanvello Health Inc.	DE	NIA	OptumHealth Holdings, LLC	Ownership	14.750	UnitedHealth Group Incorporated	NO	
		.00000					Sanvello Health Limited	GBR	NIA	Sanvello Health Inc.	Ownership	100.000	UnitedHealth Group Incorporated	NO	

ANNUAL STATEMENT FOR THE YEAR 2021 OF THE Oxford Health Plans (NJ), Inc.

SCHEDULE Y
PART 1A - DETAIL OF INSURANCE HOLDING COMPANY SYSTEM

1	2	3	4	5	6	7	8	9	10	11	12	13	14	15	16
Group Code	Group Name	NAIC Company Code	ID Number	Federal RSSD	CIK	Name of Securities Exchange if Publicly Traded (U.S. or International)	Names of Parent, Subsidiaries Or Affiliates	Domiciliary Location	Relationship to Reporting Entity	Directly Controlled by (Name of Entity/Person)	Type of Control (Ownership, Board, Management, Attorney-in-Fact, Influence, Other)	If Control is Ownership Provide Percentage	Ultimate Controlling Entity(ies)/Person(s)	Is an SCA Filing Required? (Yes/No)	*
		.0000	62-1149229				SC Affiliates, LLC	DE	NIA	Surgical Care Affiliates, LLC	Ownership	100.000	UnitedHealth Group	Incorporated	.NO.
		.0000	86-1452226				SCA AHN JV Holdings, LLC	DE	NIA	SCA ESSC Holdings, LLC	Ownership	51.000	UnitedHealth Group	Incorporated	.NO.
		.0000	92-0080881				SCA Alaska Surgery Center, Inc.	AK	NIA	SC Affiliates, LLC	Ownership	100.000	UnitedHealth Group	Incorporated	.NO.
		.0000	47-5537316				SCA Athens, LLC	DE	NIA	SC Affiliates, LLC	Ownership	100.000	UnitedHealth Group	Incorporated	.NO.
		.0000	47-5014406				SCA Austin Holdings, LLC	DE	NIA	SC Affiliates, LLC	Ownership	100.000	UnitedHealth Group	Incorporated	.NO.
		.0000	47-5051685				SCA Austin Medical Center Holdings, LLC	DE	NIA	SCA Austin Holdings, LLC	Ownership	100.000	UnitedHealth Group	Incorporated	.NO.
		.0000	87-2651443				SCA Aventura Holdings, LLC	DE	NIA	SC Affiliates, LLC	Ownership	100.000	UnitedHealth Group	Incorporated	.NO.
		.0000	85-2723465				SCA Bloomfield Holdings, LLC	DE	NIA	SC Affiliates, LLC	Ownership	100.000	UnitedHealth Group	Incorporated	.NO.
		.0000	45-4230864				SCA BOSC Holdings, LLC	DE	NIA	SC Affiliates, LLC	Ownership	25.000	UnitedHealth Group	Incorporated	.NO.
		.0000	45-4230864				SCA BOSC Holdings, LLC	DE	NIA	Surgery Center Holding, LLC	Ownership	25.000	UnitedHealth Group	Incorporated	.NO.
		.0000	45-4230864				SCA BOSC Holdings, LLC	DE	NIA	SunSurgery, LLC	Ownership	25.000	UnitedHealth Group	Incorporated	.NO.
		.0000	45-4230864				SCA BOSC Holdings, LLC	DE	NIA	National Surgery Centers, LLC	Ownership	25.000	UnitedHealth Group	Incorporated	.NO.
		.0000	47-5030792				SCA Cedar Park Holdings, LLC	DE	NIA	SCA Austin Holdings, LLC	Ownership	100.000	UnitedHealth Group	Incorporated	.NO.
		.0000	84-4338108				SCA Clifton, LLC	DE	NIA	SC Affiliates, LLC	Ownership	100.000	UnitedHealth Group	Incorporated	.NO.
		.0000	87-2738960				SCA Colorado Springs Holdings, LLC	DE	NIA	SC Affiliates, LLC	Ownership	100.000	UnitedHealth Group	Incorporated	.NO.
		.0000	85-4043847				SCA Cottonwood Holdings, LLC	DE	NIA	SC Affiliates, LLC	Ownership	100.000	UnitedHealth Group	Incorporated	.NO.
		.0000	04-3170801				SCA Danbury Surgical Center, LLC	DE	NIA	SunSurgery, LLC	Ownership	63.013	UnitedHealth Group	Incorporated	.NO.
		.0000	85-2019401				SCA Denver Holdings, LLC	DE	NIA	SC Affiliates, LLC	Ownership	100.000	UnitedHealth Group	Incorporated	.NO.
		.0000	62-1535981				SCA Development, LLC	DE	NIA	SC Affiliates, LLC	Ownership	100.000	UnitedHealth Group	Incorporated	.NO.
		.0000	85-3450755				SCA Duluth Holdings, LLC	DE	NIA	SC Affiliates, LLC	Ownership	100.000	UnitedHealth Group	Incorporated	.NO.
		.0000	86-1889923				SCA Duncanville Holdings, LLC	DE	NIA	SC Affiliates, LLC	Ownership	100.000	UnitedHealth Group	Incorporated	.NO.
		.0000	86-1855507				SCA Duncanville MSO, LLC	TX	NIA	SCA Duncanville Holdings, LLC	Ownership	51.000	UnitedHealth Group	Incorporated	.NO.
		.0000					SCA eCode Solutions Private Limited	IND	NIA	eCode Solutions, LLC	Ownership	100.000	UnitedHealth Group	Incorporated	.NO.
		.0000	86-3781364				SCA Englewood Holdings, LLC	DE	NIA	SC Affiliates, LLC	Ownership	100.000	UnitedHealth Group	Incorporated	.NO.
		.0000	86-1452517				SCA ESSC Holdings, LLC	DE	NIA	SC Affiliates, LLC	Ownership	100.000	UnitedHealth Group	Incorporated	.NO.
		.0000	85-2064446				SCA Global One Holdings, LLC	DE	NIA	SC Affiliates, LLC	Ownership	100.000	UnitedHealth Group	Incorporated	.NO.
		.0000	85-3472510				SCA Greenway Holdings, LLC	DE	NIA	SC Affiliates, LLC	Ownership	49.000	UnitedHealth Group	Incorporated	.NO.
		.0000	85-4003008				SCA Grove Creek Holdings, LLC	DE	NIA	SC Affiliates, LLC	Ownership	100.000	UnitedHealth Group	Incorporated	.NO.
		.0000	85-2734387				SCA Guilford Holdings, LLC	DE	NIA	SC Affiliates, LLC	Ownership	100.000	UnitedHealth Group	Incorporated	.NO.
		.0000	47-5064834				SCA Hays Holdings, LLC	DE	NIA	SCA Austin Holdings, LLC	Ownership	100.000	UnitedHealth Group	Incorporated	.NO.
		.0000	83-2735871				SCA Heartland Holdings, LLC	DE	NIA	SC Affiliates, LLC	Ownership	100.000	UnitedHealth Group	Incorporated	.NO.
		.0000	86-1735298				SCA High Point Holdings, LLC	DE	NIA	SC Affiliates, LLC	Ownership	100.000	UnitedHealth Group	Incorporated	.NO.
		.0000	36-4869243				SCA HoldCo, Inc.	DE	NIA	Collaborative Care Holdings, LLC	Ownership	100.000	UnitedHealth Group	Incorporated	.NO.
		.0000	27-1664837				SCA Holding Company, Inc.	DE	NIA	SCA Surgery Holdings, LLC	Ownership	100.000	UnitedHealth Group	Incorporated	.NO.
		.0000	47-1256943				SCA Holdings, Inc.	CA	NIA	National Surgery Centers, LLC	Ownership	100.000	UnitedHealth Group	Incorporated	.NO.
		.0000	45-4240475				SCA IEC Holdings, LLC	DE	NIA	SC Affiliates, LLC	Ownership	25.000	UnitedHealth Group	Incorporated	.NO.
		.0000	45-4240475				SCA IEC Holdings, LLC	DE	NIA	SunSurgery, LLC	Ownership	25.000	UnitedHealth Group	Incorporated	.NO.
		.0000	45-4240475				SCA IEC Holdings, LLC	DE	NIA	Surgery Center Holding, LLC	Ownership	25.000	UnitedHealth Group	Incorporated	.NO.
		.0000	45-4240475				SCA IEC Holdings, LLC	DE	NIA	National Surgery Centers, LLC	Ownership	25.000	UnitedHealth Group	Incorporated	.NO.
		.0000	45-2684108				SCA Indiana Holdings, LLC	DE	NIA	SunSurgery, LLC	Ownership	25.000	UnitedHealth Group	Incorporated	.NO.
		.0000	45-2684108				SCA Indiana Holdings, LLC	DE	NIA	SC Affiliates, LLC	Ownership	25.000	UnitedHealth Group	Incorporated	.NO.
		.0000	45-2684108				SCA Indiana Holdings, LLC	DE	NIA	Surgery Center Holding, LLC	Ownership	25.000	UnitedHealth Group	Incorporated	.NO.
		.0000	45-2684108				SCA Indiana Holdings, LLC	DE	NIA	National Surgery Centers, LLC	Ownership	25.000	UnitedHealth Group	Incorporated	.NO.
		.0000	85-2044403				SCA Lutheran Holdings, LLC	DE	NIA	SC Affiliates, LLC	Ownership	100.000	UnitedHealth Group	Incorporated	.NO.
		.0000	85-3425387				SCA Maple Grove Holdings, LLC	DE	NIA	SC Affiliates, LLC	Ownership	49.000	UnitedHealth Group	Incorporated	.NO.
		.0000	85-2302375				SCA Mohawk Holdings, LLC	DE	NIA	SC Affiliates, LLC	Ownership	100.000	UnitedHealth Group	Incorporated	.NO.
		.0000	85-4043674				SCA Northern Utah Holdings, LLC	DE	NIA	SC Affiliates, LLC	Ownership	100.000	UnitedHealth Group	Incorporated	.NO.
		.0000	85-2527319				SCA Northwest Holdings, LLC	DE	NIA	SC Affiliates, LLC	Ownership	100.000	UnitedHealth Group	Incorporated	.NO.
		.0000	62-1505276				SCA of Clarksville, Inc.	TN	NIA	Surgical Health, LLC	Ownership	100.000	UnitedHealth Group	Incorporated	.NO.
		.0000	85-2065454				SCA Outside New Jersey, LLC	DE	NIA	SC Affiliates, LLC	Ownership	100.000	UnitedHealth Group	Incorporated	.NO.
		.0000	27-1707364				SCA Pacific Holdings, Inc.	CA	NIA	SC Affiliates, LLC	Ownership	100.000	UnitedHealth Group	Incorporated	.NO.
		.0000	87-2926385				SCA Pacific Surgery Holdings, LLC	DE	NIA	SC Affiliates, LLC	Ownership	100.000	UnitedHealth Group	Incorporated	.NO.
		.0000	85-1370857				SCA Palisades Holdings, LLC	DE	NIA	SC Affiliates, LLC	Ownership	100.000	UnitedHealth Group	Incorporated	.NO.
		.0000	46-1686425				SCA Pennsylvania Holdings, LLC	DE	NIA	Surgery Center Holding, LLC	Ownership	100.000	UnitedHealth Group	Incorporated	.NO.

ANNUAL STATEMENT FOR THE YEAR 2021 OF THE Oxford Health Plans (NJ), Inc.

SCHEDULE Y
PART 1A - DETAIL OF INSURANCE HOLDING COMPANY SYSTEM

1	2	3	4	5	6	7	8	9	10	11	12	13	14	15	16
Group Code	Group Name	NAIC Company Code	ID Number	Federal RSSD	CIK	Name of Securities Exchange if Publicly Traded (U.S. or International)	Names of Parent, Subsidiaries Or Affiliates	Domiciliary Location	Relationship to Reporting Entity	Directly Controlled by (Name of Entity/Person)	Type of Control (Ownership, Board, Management, Attorney-in-Fact, Influence, Other)	If Control is Ownership Provide Percentage	Ultimate Controlling Entity(ies)/Person(s)	Is an SCA Filing Required? (Yes/No)	*
		.00000	85-0817999				SCA Pinnacle Holdings, LLC	DE	NIA	SC Affiliates, LLC	Ownership	100.000	UnitedHealth Group Incorporated	NO	
		.00000	72-1386840				SCA Premier Surgery Center of Louisville, LLC	DE	NIA	SC Affiliates, LLC	Ownership	100.000	UnitedHealth Group Incorporated	NO	
		.00000	81-5211225				SCA Providence Holdings, LLC	DE	NIA	SC Affiliates, LLC	Ownership	100.000	UnitedHealth Group Incorporated	NO	
		.00000	81-5211225				SCA Rockledge JV, LLC	DE	NIA	SCA-Merritt, LLC	Ownership	94.874	UnitedHealth Group Incorporated	NO	
		.00000	45-4252645				SCA Rockledge JV, LLC	DE	NIA	Endoscopy Center Affiliates, Inc.	Ownership	1.000	UnitedHealth Group Incorporated	NO	
		.00000	45-4252645				SCA ROCS Holdings, LLC	DE	NIA	SC Affiliates, LLC	Ownership	25.000	UnitedHealth Group Incorporated	NO	
		.00000	45-4252645				SCA ROCS Holdings, LLC	DE	NIA	SunSurgery, LLC	Ownership	25.000	UnitedHealth Group Incorporated	NO	
		.00000	45-4252645				SCA ROCS Holdings, LLC	DE	NIA	Surgery Center Holding, LLC	Ownership	25.000	UnitedHealth Group Incorporated	NO	
		.00000	45-4252645				SCA ROCS Holdings, LLC	DE	NIA	National Surgery Centers, LLC	Ownership	25.000	UnitedHealth Group Incorporated	NO	
		.00000	84-3689385				SCA Rush Oak Brook Holdings, LLC	IL	NIA	SC Affiliates, LLC	Ownership	100.000	UnitedHealth Group Incorporated	NO	
		.00000	84-3673924				SCA Sage Medical MSO, LLC	DE	NIA	SCA Sage Medical, LLC	Ownership	26.000	UnitedHealth Group Incorporated	NO	2
		.00000	85-2811475				SCA Sage Medical, LLC	DE	NIA	SC Affiliates, LLC	Ownership	100.000	UnitedHealth Group Incorporated	NO	
		.00000	85-2235871				SCA San Diego Holdings, LLC	DE	NIA	SCA-San Diego, Inc.	Ownership	100.000	UnitedHealth Group Incorporated	NO	
		.00000	85-4002809				SCA Skyway Holdings, LLC	DE	NIA	SC Affiliates, LLC	Ownership	100.000	UnitedHealth Group Incorporated	NO	
		.00000	47-4928368				SCA South Ogden Holdings, LLC	DE	NIA	SC Affiliates, LLC	Ownership	100.000	UnitedHealth Group Incorporated	NO	
		.00000	47-3165040				SCA Southwestern PA, LLC	DE	NIA	SC Affiliates, LLC	Ownership	100.000	UnitedHealth Group Incorporated	NO	
		.00000	85-2786147				SCA Specialists of Florida, LLC	DE	NIA	SCA Surgery Holdings, LLC	Ownership	100.000	UnitedHealth Group Incorporated	NO	
		.00000	45-4266502				SCA Specialty Holdings of Connecticut, LLC	DE	NIA	SC Affiliates, LLC	Ownership	100.000	UnitedHealth Group Incorporated	NO	
		.00000	45-4266502				SCA SSSC Holdings, LLC	DE	NIA	SC Affiliates, LLC	Ownership	25.000	UnitedHealth Group Incorporated	NO	
		.00000	45-4266502				SCA SSSC Holdings, LLC	DE	NIA	Surgery Center Holding, LLC	Ownership	25.000	UnitedHealth Group Incorporated	NO	
		.00000	45-4266502				SCA SSSC Holdings, LLC	DE	NIA	SunSurgery, LLC	Ownership	25.000	UnitedHealth Group Incorporated	NO	
		.00000	45-4266502				SCA SSSC Holdings, LLC	DE	NIA	National Surgery Centers, LLC	Ownership	25.000	UnitedHealth Group Incorporated	NO	
		.00000	47-5038680				SCA Stonegate Holdings, LLC	DE	NIA	SCA Austin Holdings, LLC	Ownership	100.000	UnitedHealth Group Incorporated	NO	
		.00000	26-2602268				SCA Surgery Holdings, LLC	DE	NIA	Surgical Care Affiliates, LLC	Ownership	100.000	UnitedHealth Group Incorporated	NO	
		.00000	75-2501088				SCA Surgicare of Laguna Hills, LLC	DE	NIA	Surgery Center Holding, LLC	Ownership	100.000	UnitedHealth Group Incorporated	NO	
		.00000	85-3263993				SCA West Health Holdings, LLC	DE	NIA	SC Affiliates, LLC	Ownership	100.000	UnitedHealth Group Incorporated	NO	
		.00000	85-4150186				SCA Westgreen Holdings, LLC	DE	NIA	SC Affiliates, LLC	Ownership	68.628	UnitedHealth Group Incorporated	NO	
		.00000	85-3491574				SCA Woodbury Holdings, LLC	DE	NIA	SC Affiliates, LLC	Ownership	49.000	UnitedHealth Group Incorporated	NO	2
		.00000	74-2555097				SCA Albuquerque Surgery Properties, Inc.	NM	NIA	SC Affiliates, LLC	Ownership	100.000	UnitedHealth Group Incorporated	NO	
		.00000	47-1807383				SCA Alliance, LLC	DE	NIA	SCA Surgery Holdings, LLC	Ownership	51.000	UnitedHealth Group Incorporated	NO	
		.00000	82-4763869				SCA-Anne Arundel, LLC	DE	NIA	SC Affiliates, LLC	Ownership	100.000	UnitedHealth Group Incorporated	NO	
		.00000	83-2703057				SCA-AppleCare Partners, LLC	DE	NIA	SCA-Downey, LLC	Ownership	69.999	UnitedHealth Group Incorporated	NO	
		.00000	82-3857984				SCA-Bethesda, LLC	DE	NIA	SC Affiliates, LLC	Ownership	52.254	UnitedHealth Group Incorporated	NO	
		.00000	62-1530120				SCA-Blue Ridge, LLC	DE	NIA	SC Affiliates, LLC	Ownership	100.000	UnitedHealth Group Incorporated	NO	
		.00000	83-1529292				SCA-Bonita Springs, LLC	DE	NIA	SC Affiliates, LLC	Ownership	80.392	UnitedHealth Group Incorporated	NO	
		.00000	82-1980137				SCA-Brandon, LLC	DE	NIA	SC Affiliates, LLC	Ownership	100.000	UnitedHealth Group Incorporated	NO	
		.00000	83-1094012				SCA-Castle Rock, LLC	DE	NIA	SC Affiliates, LLC	Ownership	68.736	UnitedHealth Group Incorporated	NO	
		.00000	47-1535510				SCA-Central Florida, LLC	DE	NIA	SC Affiliates, LLC	Ownership	51.000	UnitedHealth Group Incorporated	NO	
		.00000	58-1709758				SCA-Charleston, LLC	DE	NIA	SCA Surgery Holdings, LLC	Ownership	100.000	UnitedHealth Group Incorporated	NO	
		.00000	82-4511713				SCA-Chatham, LLC	DE	NIA	SC Affiliates, LLC	Ownership	100.000	UnitedHealth Group Incorporated	NO	
		.00000	81-3301058				SCA-Chevy Chase, LLC	DE	NIA	SC Affiliates, LLC	Ownership	100.000	UnitedHealth Group Incorporated	NO	
		.00000	62-1516306				SCA-Citrus, Inc.	TN	NIA	SC Affiliates, LLC	Ownership	100.000	UnitedHealth Group Incorporated	NO	
		.00000	83-1541326				SCA-Colonial Partners, LLC	DE	NIA	SCA-Ft. Myers, LLC	Ownership	69.698	UnitedHealth Group Incorporated	NO	
		.00000	93-1047471				SCA-Colorado Springs, LLC	DE	NIA	SC Affiliates, LLC	Ownership	100.000	UnitedHealth Group Incorporated	NO	
		.00000	83-1585952				SCA-Connecticut Partners, LLC	DE	NIA	SunSurgery, LLC	Ownership	29.410	UnitedHealth Group Incorporated	NO	2
		.00000	47-4028383				SCA-Davenport, LLC	DE	NIA	SC Affiliates, LLC	Ownership	100.000	UnitedHealth Group Incorporated	NO	
		.00000	84-2003112				SCA-Denver Physicians Holdings, LLC	CO	NIA	SCA-Denver, LLC	Ownership	51.454	UnitedHealth Group Incorporated	NO	
		.00000	84-2997638				SCA-Denver, LLC	DE	NIA	SC Affiliates, LLC	Ownership	100.000	UnitedHealth Group Incorporated	NO	
		.00000	82-1470227				SCA-Derry, LLC	DE	NIA	SC Affiliates, LLC	Ownership	78.873	UnitedHealth Group Incorporated	NO	
		.00000	81-3734814				SCA-Doral, LLC	DE	NIA	SC Affiliates, LLC	Ownership	100.000	UnitedHealth Group Incorporated	NO	
		.00000	83-3055579				SCA-Downey, LLC	DE	NIA	SC Affiliates, LLC	Ownership	100.000	UnitedHealth Group Incorporated	NO	
		.00000	83-1093886				SCA-Dry Creek, LLC	DE	NIA	SC Affiliates, LLC	Ownership	100.000	UnitedHealth Group Incorporated	NO	
		.00000	81-1594261				SCA-Dublin, LLC	DE	NIA	SC Affiliates, LLC	Ownership	100.000	UnitedHealth Group Incorporated	NO	

ANNUAL STATEMENT FOR THE YEAR 2021 OF THE Oxford Health Plans (NJ), Inc.

SCHEDULE Y
PART 1A - DETAIL OF INSURANCE HOLDING COMPANY SYSTEM

1	2	3	4	5	6	7	8	9	10	11	12	13	14	15	16
Group Code	Group Name	NAIC Company Code	ID Number	Federal RSSD	CIK	Name of Securities Exchange if Publicly Traded (U.S. or International)	Names of Parent, Subsidiaries Or Affiliates	Domiciliary Location	Relationship to Reporting Entity	Directly Controlled by (Name of Entity/Person)	Type of Control (Ownership, Board, Management, Attorney-in-Fact, Influence, Other)	If Control is Ownership Provide Percentage	Ultimate Controlling Entity(ies)/Person(s)	Is an SCA Filing Required? (Yes/No)	*
		.0000	81-3301305				SCA-Encinitas, Inc.	DE	NIA	Surgical Health, LLC	Ownership	100.000	UnitedHealth Group	Incorporated	.NO.
		.0000	62-1541235				SCA-Eugene, Inc.	TN	NIA	SC Affiliates, LLC	Ownership	100.000	UnitedHealth Group	Incorporated	.NO.
		.0000	83-2805878				SCA-First Coast, LLC	DE	NIA	SC Affiliates, LLC	Ownership	100.000	UnitedHealth Group	Incorporated	.NO.
		.0000	62-1551099				SCA-Florence, LLC	DE	NIA	SC Affiliates, LLC	Ownership	100.000	UnitedHealth Group	Incorporated	.NO.
		.0000	93-1067967				SCA-Fort Collins, Inc.	CO	NIA	SC Affiliates, LLC	Ownership	100.000	UnitedHealth Group	Incorporated	.NO.
		.0000	62-1502719				SCA-Fort Walton, Inc.	TN	NIA	SC Affiliates, LLC	Ownership	100.000	UnitedHealth Group	Incorporated	.NO.
		.0000	47-3641516				SCA-Franklin, LLC	DE	NIA	SC Affiliates, LLC	Ownership	100.000	UnitedHealth Group	Incorporated	.NO.
		.0000	81-2727879				SCA-Frederick, LLC	DE	NIA	SC Affiliates, LLC	Ownership	100.000	UnitedHealth Group	Incorporated	.NO.
		.0000	82-3535257				SCA-Freeway Holdings, LLC	DE	NIA	SC Affiliates, LLC	Ownership	100.000	UnitedHealth Group	Incorporated	.NO.
		.0000	36-4907566				SCA-Ft. Myers, LLC	DE	NIA	SC Affiliates, LLC	Ownership	100.000	UnitedHealth Group	Incorporated	.NO.
		.0000	62-1547690				SCA-Gainesville, LLC	DE	NIA	SC Affiliates, LLC	Ownership	100.000	UnitedHealth Group	Incorporated	.NO.
		.0000	81-1956407				SCA-Gladiolus, LLC	DE	NIA	SC Affiliates, LLC	Ownership	95.371	UnitedHealth Group	Incorporated	.NO.
		.0000	83-4156034				SCA-Glenwood Holdings, LLC	DE	NIA	Glenwood-SC, Inc.	Ownership	79.447	UnitedHealth Group	Incorporated	.NO.
		.0000	82-1438326				SCA-Grants Pass, LLC	DE	NIA	SC Affiliates, LLC	Ownership	100.000	UnitedHealth Group	Incorporated	.NO.
		.0000	81-2376695				SCA-Grove Place, LLC	DE	NIA	SC Affiliates, LLC	Ownership	69.833	UnitedHealth Group	Incorporated	.NO.
		.0000	47-3466283				SCA-Hagerstown, LLC	DE	NIA	SC Affiliates, LLC	Ownership	100.000	UnitedHealth Group	Incorporated	.NO.
		.0000	47-5229514				SCA-Hilton Head, LLC	DE	NIA	SC Affiliates, LLC	Ownership	100.000	UnitedHealth Group	Incorporated	.NO.
		.0000	62-1506650				SCA-Honolulu, LLC	DE	NIA	SC Affiliates, LLC	Ownership	100.000	UnitedHealth Group	Incorporated	.NO.
		.0000	81-3445356				SCA-Houston Executive, LLC	DE	NIA	SC Affiliates, LLC	Ownership	100.000	UnitedHealth Group	Incorporated	.NO.
		.0000	81-1666861				SCA-Illinois, LLC	DE	NIA	SCA Surgery Holdings, LLC	Ownership	100.000	UnitedHealth Group	Incorporated	.NO.
		.0000	47-3930052				SCA-IT Holdings, LLC	DE	NIA	SC Affiliates, LLC	Ownership	100.000	UnitedHealth Group	Incorporated	.NO.
		.0000	83-3090526				SCA-JPM Holdings, LLC	DE	NIA	SC Affiliates, LLC	Ownership	100.000	UnitedHealth Group	Incorporated	.NO.
		.0000	83-1102109				SCA-Kissing Camels Holdings, LLC	DE	NIA	SCA Surgery Holdings, LLC	Ownership	100.000	UnitedHealth Group	Incorporated	.NO.
		.0000	81-4292506				SCA-Main Street, LLC	DE	NIA	SC Affiliates, LLC	Ownership	29.575	UnitedHealth Group	Incorporated	.NO.
		.0000	47-1751165				SCA-Marina del Rey, LLC	CA	NIA	SC Affiliates, LLC	Ownership	100.000	UnitedHealth Group	Incorporated	.NO.
		.0000	81-1367813				SCA-MC VBP, Inc.	DE	NIA	SC Affiliates, LLC	Ownership	100.000	UnitedHealth Group	Incorporated	.NO.
		.0000	62-1184188				SCA-Mecklenburg Development Corp.	NC	NIA	SC Affiliates, LLC	Ownership	100.000	UnitedHealth Group	Incorporated	.NO.
		.0000	81-4616104				SCA-Memorial City, LLC	DE	NIA	SC Affiliates, LLC	Ownership	100.000	UnitedHealth Group	Incorporated	.NO.
		.0000	83-3709010				SCA-Memorial, LLC	DE	NIA	SC Affiliates, LLC	Ownership	100.000	UnitedHealth Group	Incorporated	.NO.
		.0000	81-1771410				SCA-Merritt, LLC	DE	NIA	SC Affiliates, LLC	Ownership	100.000	UnitedHealth Group	Incorporated	.NO.
		.0000	82-2455773				SCA-Midlands, LLC	DE	NIA	SC Affiliates, LLC	Ownership	100.000	UnitedHealth Group	Incorporated	.NO.
		.0000	81-2976543				SCA-Midway Management, LLC	IL	NIA	SC Affiliates, LLC	Ownership	100.000	UnitedHealth Group	Incorporated	.NO.
		.0000	80-0070617				SCA-Mobile, LLC	DE	NIA	SC Affiliates, LLC	Ownership	100.000	UnitedHealth Group	Incorporated	.NO.
		.0000	81-1065674				SCA-Mokena, LLC	DE	NIA	SC Affiliates, LLC	Ownership	100.000	UnitedHealth Group	Incorporated	.NO.
		.0000	84-4936803				SCA-Morris Avenue, LLC	DE	NIA	SC Affiliates, LLC	Ownership	100.000	UnitedHealth Group	Incorporated	.NO.
		.0000	62-1506655				SCA-Morris County, LLC	DE	NIA	SC Affiliates, LLC	Ownership	100.000	UnitedHealth Group	Incorporated	.NO.
		.0000	81-2850365				SCA-Mt. Pleasant, LLC	DE	NIA	SC Affiliates, LLC	Ownership	100.000	UnitedHealth Group	Incorporated	.NO.
		.0000	82-3002171				SCA-Naperville, LLC	DE	NIA	SC Affiliates, LLC	Ownership	100.000	UnitedHealth Group	Incorporated	.NO.
		.0000	47-4418919				SCA-Naples, LLC	DE	NIA	SC Affiliates, LLC	Ownership	100.000	UnitedHealth Group	Incorporated	.NO.
		.0000	47-1760663				SCA-New Jersey, LLC	DE	NIA	SC Affiliates, LLC	Ownership	100.000	UnitedHealth Group	Incorporated	.NO.
		.0000	81-3445510				SCA-Newport Beach, LLC	CA	NIA	SC Affiliates, LLC	Ownership	100.000	UnitedHealth Group	Incorporated	.NO.
		.0000	82-3050836				SCA-Palm Beach MSO Holdings, LLC	DE	NIA	SunSurgery, LLC	Ownership	100.000	UnitedHealth Group	Incorporated	.NO.
		.0000	84-3367495				SCA-Palm Beach, LLC	DE	NIA	SC Affiliates, LLC	Ownership	100.000	UnitedHealth Group	Incorporated	.NO.
		.0000	62-1538850				SCA-Panama City Holdings, LLC	DE	NIA	SC Affiliates, LLC	Ownership	100.000	UnitedHealth Group	Incorporated	.NO.
		.0000	47-2785908				SCA-Paoli, LLC	DE	NIA	SC Affiliates, LLC	Ownership	100.000	UnitedHealth Group	Incorporated	.NO.
		.0000	47-1620189				SCA-Phoenix, LLC	DE	NIA	SC Affiliates, LLC	Ownership	100.000	UnitedHealth Group	Incorporated	.NO.
		.0000	81-4139195				SCA-Pocono, LLC	DE	NIA	SC Affiliates, LLC	Ownership	100.000	UnitedHealth Group	Incorporated	.NO.
		.0000	83-4121074				SCA-Portland, LLC	DE	NIA	SC Affiliates, LLC	Ownership	100.000	UnitedHealth Group	Incorporated	.NO.
		.0000	81-4304317				SCA-Practice Partners Holdings, LLC	DE	NIA	SC Affiliates, LLC	Ownership	100.000	UnitedHealth Group	Incorporated	.NO.
		.0000	83-2111732				SCA-River Valley, LLC	DE	NIA	SC Affiliates, LLC	Ownership	29.410	UnitedHealth Group	Incorporated	.NO.
		.0000	83-2721919				SCA-Riverside Partners, LLC	DE	NIA	SCA-Riverside, LLC	Ownership	51.000	UnitedHealth Group	Incorporated	.NO.
		.0000	47-1647512				SCA-Riverside, LLC	DE	NIA	SC Affiliates, LLC	Ownership	100.000	UnitedHealth Group	Incorporated	.NO.
		.0000	85-0563422				SCA-Rockville, LLC	DE	NIA	SC Affiliates, LLC	Ownership	100.000	UnitedHealth Group	Incorporated	.NO.
		.0000					SCA-Sacred Heart Holdings, LLC	DE	NIA	SC Affiliates, LLC	Ownership	100.000	UnitedHealth Group	Incorporated	.NO.

41.26

ANNUAL STATEMENT FOR THE YEAR 2021 OF THE Oxford Health Plans (NJ), Inc.

SCHEDULE Y
PART 1A - DETAIL OF INSURANCE HOLDING COMPANY SYSTEM

1	2	3	4	5	6	7	8	9	10	11	12	13	14	15	16
Group Code	Group Name	NAIC Company Code	ID Number	Federal RSSD	CIK	Name of Securities Exchange if Publicly Traded (U.S. or International)	Names of Parent, Subsidiaries Or Affiliates	Domiciliary Location	Relationship to Reporting Entity	Directly Controlled by (Name of Entity/Person)	Type of Control (Ownership, Board, Management, Attorney-in-Fact, Influence, Other)	If Control is Ownership Provide Percentage	Ultimate Controlling Entity(ies)/Person(s)	Is an SCA Filing Required? (Yes/No)	*
		.0000	81-2963561				SCA-San Diego, Inc.	DE	NIA	Surgical Health, LLC	Ownership	100.000	UnitedHealth Group Incorporated	NO	
		.0000	94-3138088				SCA-San Luis Obispo, LLC	DE	NIA	SC Affiliates, LLC	Ownership	100.000	UnitedHealth Group Incorporated	NO	
		.0000	47-1685878				SCA-Sand Lake, LLC	DE	NIA	SC Affiliates, LLC	Ownership	80.079	UnitedHealth Group Incorporated	NO	
		.0000	88-0185362				SCA-Santa Rosa, Inc.	NV	NIA	SC Affiliates, LLC	Ownership	100.000	UnitedHealth Group Incorporated	NO	
		.0000	81-3300613				SCA-Somerset, LLC	DE	NIA	SCA Surgery Holdings, LLC	Ownership	100.000	UnitedHealth Group Incorporated	NO	
		.0000	22-3117714				SCA-South Jersey, LLC	DE	NIA	Virtua-SCA Holdings, LLC	Ownership	100.000	UnitedHealth Group Incorporated	NO	2
		.0000	47-2676325				SCA-Sparta, LLC	DE	NIA	SC Affiliates, LLC	Ownership	100.000	UnitedHealth Group Incorporated	NO	
		.0000	82-4499088				SCA-Spartanburg Holdings, LLC	DE	NIA	SC Affiliates, LLC	Ownership	100.000	UnitedHealth Group Incorporated	NO	
		.0000	84-4677051				SCA-St. Louis Holdings, LLC	DE	NIA	SC Affiliates, LLC	Ownership	100.000	UnitedHealth Group Incorporated	NO	
		.0000	47-4106989				SCA-St. Louis, LLC	DE	NIA	Surgical Health, LLC	Ownership	100.000	UnitedHealth Group Incorporated	NO	
		.0000	82-3270591				SCA-St. Lucie, LLC	DE	NIA	SC Affiliates, LLC	Ownership	100.000	UnitedHealth Group Incorporated	NO	
		.0000	81-4371453				SCA-Surgicare, LLC	DE	NIA	SC Affiliates, LLC	Ownership	100.000	UnitedHealth Group Incorporated	NO	
		.0000	81-2455241				SCA-SwiftPath, LLC	DE	NIA	SC Affiliates, LLC	Ownership	100.000	UnitedHealth Group Incorporated	NO	
		.0000	82-1987225				SCA-Verta, LLC	DE	NIA	SC Affiliates, LLC	Ownership	100.000	UnitedHealth Group Incorporated	NO	
		.0000	85-1998338				SCA-VLR Holdings Company, LLC	DE	NIA	SCA Denver Holdings, LLC	Ownership	51.000	UnitedHealth Group Incorporated	NO	
		.0000	82-2294882				SCA-Wake Forest, LLC	DE	NIA	SC Affiliates, LLC	Ownership	100.000	UnitedHealth Group Incorporated	NO	
		.0000	82-1449412				SCA-Western Connecticut, LLC	DE	NIA	SC Affiliates, LLC	Ownership	67.000	UnitedHealth Group Incorporated	NO	
		.0000	82-3689825				SCA-Westover Hills, LLC	DE	NIA	SC Affiliates, LLC	Ownership	100.000	UnitedHealth Group Incorporated	NO	
		.0000	81-1159878				SCA-Winchester, LLC	DE	NIA	SC Affiliates, LLC	Ownership	100.000	UnitedHealth Group Incorporated	NO	
		.0000	82-1525777				SCA-Winter Park, Inc.	TN	NIA	SC Affiliates, LLC	Ownership	100.000	UnitedHealth Group Incorporated	NO	
		.0000	82-3528300				SCA-Woodlands Holdings, LLC	DE	NIA	SC Affiliates, LLC	Ownership	100.000	UnitedHealth Group Incorporated	NO	
		.0000	81-4905342				SCAI Holdings, LLC	DE	NIA	SCA HoldCo, Inc.	Ownership	100.000	UnitedHealth Group Incorporated	NO	
		.0000	85-2316290				Scanner Centromed S.A.	CHL	NIA	Administradora Médica Centromed S.A.	Ownership	85.000	UnitedHealth Group Incorporated	NO	
		.0000	27-2635371				SCA Lutheran Holdings, LLC	DE	NIA	SCA Lutheran Holdings, LLC	Ownership	51.000	UnitedHealth Group Incorporated	NO	
		.0000					SCP Specialty Infusion, LLC	DE	NIA	Optum Infusion Services 500, Inc.	Ownership	100.000	UnitedHealth Group Incorporated	NO	
		.0000	98-1202716				Seisa Serviços Integrados de Saúde Ltda.	BRA	NIA	Cemed Care – Empresa de Atendimento Clínico Geral Ltda.	Ownership	0.000	UnitedHealth Group Incorporated	NO	
		.0000	98-1202716				Seisa Serviços Integrados de Saúde Ltda.	BRA	NIA	Amil Assistência Médica Internacional S.A.	Ownership	100.000	UnitedHealth Group Incorporated	NO	
		.0000	86-0739432				Senior Benefits, L.L.C.	AZ	NIA	USHEALTH Advisors, LLC	Ownership	100.000	UnitedHealth Group Incorporated	NO	
		.0000	27-1533951				Serquinox Holdings LLC	DE	NIA	Optum Infusion Services 500, Inc.	Ownership	100.000	UnitedHealth Group Incorporated	NO	
		.0000					Servicios de Entrenamiento en Competencias Clínicas Ltda.	CHL	NIA	Sociedad de Inversiones Santa María SpA	Ownership	0.100	UnitedHealth Group Incorporated	NO	
		.0000					Servicios de Entrenamiento en Competencias Clínicas Ltda.	CHL	NIA	Clínica Santa María S.p.A.	Ownership	99.900	UnitedHealth Group Incorporated	NO	
		.0000					Servicios Integrados de Salud Ltda.	CHL	NIA	Clínica Santa María S.p.A.	Ownership	0.100	UnitedHealth Group Incorporated	NO	
		.0000					Servicios Integrados de Salud Ltda.	CHL	NIA	Clínica Dávila y Servicios Médicos S.p.A.	Ownership	99.900	UnitedHealth Group Incorporated	NO	
		.0000					Servicios Médicos Amed Quilpué S.A.	CHL	NIA	Laboratorios Médicos Amed Quilpué S.A.	Ownership	0.100	UnitedHealth Group Incorporated	NO	
		.0000					Servicios Médicos Amed Quilpué S.A.	CHL	NIA	Centromed Quilpué S.A.	Ownership	99.900	UnitedHealth Group Incorporated	NO	
		.0000					Servicios Médicos Bio Bio Ltda.	CHL	NIA	Saden S.A.	Ownership	1.000	UnitedHealth Group Incorporated	NO	
		.0000					Servicios Médicos Bio Bio Ltda.	CHL	NIA	Clínica Bio Bio SpA	Ownership	99.000	UnitedHealth Group Incorporated	NO	
		.0000					Servicios Médicos Ciudad del Mar Ltda.	CHL	NIA	Saden S.A.	Ownership	1.000	UnitedHealth Group Incorporated	NO	
		.0000					Servicios Médicos Ciudad del Mar Ltda.	CHL	NIA	Clínica Ciudad del Mar S.A.	Ownership	99.000	UnitedHealth Group Incorporated	NO	
		.0000					Servicios Médicos Santa María Ltda.	CHL	NIA	Sociedad de Inversiones Santa María SpA	Ownership	99.000	UnitedHealth Group Incorporated	NO	
		.0000					Servicios Médicos Santa María Ltda.	CHL	NIA	Clínica Santa María S.p.A.	Ownership	1.000	UnitedHealth Group Incorporated	NO	
		.0000					Servicios Médicos Vespucio Ltda.	CHL	NIA	Saden S.A.	Ownership	1.000	UnitedHealth Group Incorporated	NO	
		.0000					Servicios Médicos Vespucio Ltda.	CHL	NIA	Clínica Vespucio S.A.	Ownership	99.000	UnitedHealth Group Incorporated	NO	
		.0000	58-1978974				SHC Atlanta, LLC	DE	NIA	Surgical Health, LLC	Ownership	100.000	UnitedHealth Group Incorporated	NO	
		.0000	58-2013443				SHC Austin, Inc.	GA	NIA	Surgical Health, LLC	Ownership	100.000	UnitedHealth Group Incorporated	NO	
		.0000	58-2062812				SHC Hawthorn, Inc.	GA	NIA	Surgical Health, LLC	Ownership	100.000	UnitedHealth Group Incorporated	NO	
		.0000	58-2101924				SHC Melbourne, Inc.	GA	NIA	Surgical Health, LLC	Ownership	100.000	UnitedHealth Group Incorporated	NO	
		.0000	82-3922528				Sierra Dental Plan, Inc.	CA	NIA	MCNA Health Care Holdings, LLC	Ownership	100.000	UnitedHealth Group Incorporated	NO	
0707	UnitedHealth Group Incorporated	71420	94-0734860				Sierra Health and Life Insurance Company, Inc.	NV	IA	Sierra Health Services, Inc.	Ownership	100.000	UnitedHealth Group Incorporated	NO	

ANNUAL STATEMENT FOR THE YEAR 2021 OF THE Oxford Health Plans (NJ), Inc.

SCHEDULE Y
PART 1A - DETAIL OF INSURANCE HOLDING COMPANY SYSTEM

1	2	3	4	5	6	7	8	9	10	11	12	13	14	15	16
Group Code	Group Name	NAIC Company Code	ID Number	Federal RSSD	CIK	Name of Securities Exchange if Publicly Traded (U.S. or International)	Names of Parent, Subsidiaries Or Affiliates	Domiciliary Location	Relationship to Reporting Entity	Directly Controlled by (Name of Entity/Person)	Type of Control (Ownership, Board, Management, Attorney-in-Fact, Influence, Other)	If Control is Ownership Provide Percentage	Ultimate Controlling Entity(ies)/Person(s)	Is an SCA Filing Required? (Yes/No)	*
		.00000	88-0200415				Sierra Health Services, Inc.	NV	NIA	UnitedHealthcare, Inc.	Ownership	100.000	UnitedHealth Group Incorporated	NO	
		.00000	88-0254322				Sierra Health-Care Options, Inc.	NV	NIA	Sierra Health Services, Inc.	Ownership	100.000	UnitedHealth Group Incorporated	NO	
		.00000	88-0385705				Sierra Home Medical Products, Inc.	NV	NIA	Sierra Health Services, Inc.	Ownership	100.000	UnitedHealth Group Incorporated	NO	
		.00000	88-0264562				Sierra Nevada Administrators, Inc.	NV	NIA	Sierra Health Services, Inc.	Ownership	100.000	UnitedHealth Group Incorporated	NO	
		.00000					Sistema de Administración Hospitalaria S.A.C.								
		.00000	82-1485491				SJ East Campus ASC, LLC	PER	NIA	Pacifico S.A. Entidad Prestadora de Salud	Ownership	99.870	UnitedHealth Group Incorporated	NO	
		.00000	20-1004228				Small Business Insurance Advisors, Inc.	CO	NIA	SOLHS-SCA Holdings, LLC	Ownership	51.000	UnitedHealth Group Incorporated	NO	
		.00000					Sobam - Centro Médico Hospitalar S.A.	TX	NIA	USHEALTH Group, Inc.	Ownership	100.000	UnitedHealth Group Incorporated	NO	
		.00000						BRA	NIA	Santa Helena Assistência Médica S.A.	Ownership	98.088	UnitedHealth Group Incorporated	NO	
		.00000								Centro Médico Hospitalar Pitangueiras Ltda.					
		.00000	98-1453235				Sobam - Centro Médico Hospitalar S.A.	BRA	NIA		Ownership	1.912	UnitedHealth Group Incorporated	NO	
		.00000	98-1453235				Sociedad de Inversiones Santa María SpA	CHL	NIA	Clínica Santa María S.p.A.	Ownership	99.743	UnitedHealth Group Incorporated	NO	
		.00000	46-0729622				Sociedad de Inversiones Santa María SpA	CHL	NIA	Clínica Dávila y Servicios Médicos S.p.A.	Ownership	0.257	UnitedHealth Group Incorporated	NO	
		.00000	30-0760846				Solstice Administration Services, Inc.	FL	NIA	Solstice Benefits, Inc.	Ownership	100.000	UnitedHealth Group Incorporated	NO	
		.00000	35-2657270				Solstice Administrators of Alabama, Inc.	AL	NIA	Solstice Administration Services, Inc.	Ownership	100.000	UnitedHealth Group Incorporated	NO	
		.00000	32-0392448				Solstice Administrators of Arizona, Inc.	AZ	NIA	Solstice Administration Services, Inc.	Ownership	100.000	UnitedHealth Group Incorporated	NO	
		.00000					Solstice Administrators of Missouri, Inc.	MO	NIA	Solstice Administration Services, Inc.	Ownership	100.000	UnitedHealth Group Incorporated	NO	
		.00000	30-0756426				Solstice Administrators of North Carolina, Inc.	NC	NIA	Solstice Administration Services, Inc.	Ownership	100.000	UnitedHealth Group Incorporated	NO	
		.00000	90-0880348				Solstice Administrators of Texas, Inc.	TX	NIA	Solstice Administration Services, Inc.	Ownership	100.000	UnitedHealth Group Incorporated	NO	
		.00000	26-4839323				Solstice Administrators, Inc.	CA	NIA	Solstice Administration Services, Inc.	Ownership	100.000	UnitedHealth Group Incorporated	NO	
		.00000	20-4815388				Solstice Benefit Services, Inc.	FL	NIA	Specialty Benefits, LLC	Ownership	100.000	UnitedHealth Group Incorporated	NO	
.0707	UnitedHealth Group Incorporated	.12341	14-1917982				Solstice Benefits, Inc.	FL	IA	Specialty Benefits, LLC	Ownership	100.000	UnitedHealth Group Incorporated	NO	
.0707	UnitedHealth Group Incorporated	.13971	27-1395245				Solstice Health Insurance Company	NY	IA	Specialty Benefits, LLC	Ownership	100.000	UnitedHealth Group Incorporated	NO	
.0707	UnitedHealth Group Incorporated	.16610	30-1200533				Solstice Healthplans of Arizona, Inc.	AZ	IA	Solstice Administration Services, Inc.	Ownership	100.000	UnitedHealth Group Incorporated	NO	
.0707	UnitedHealth Group Incorporated	.17141	35-2709791				Solstice Healthplans of Colorado, Inc.	CO	IA	Solstice Administration Services, Inc.	Ownership	100.000	UnitedHealth Group Incorporated	NO	
		.00000	46-1042329				Solstice Healthplans of New Jersey, Inc.	NJ	NIA	Solstice Benefits, Inc.	Ownership	100.000	UnitedHealth Group Incorporated	NO	
.0707	UnitedHealth Group Incorporated	.16878	30-1190514				Solstice Healthplans of Ohio, Inc.	OH	IA	Solstice Administration Services, Inc.	Ownership	100.000	UnitedHealth Group Incorporated	NO	
		.00000	32-0583241				Solstice Healthplans of Tennessee, Inc.	TN	NIA	Solstice Administration Services, Inc.	Ownership	100.000	UnitedHealth Group Incorporated	NO	
.0707	UnitedHealth Group Incorporated	.16892	36-4935990				Solstice Healthplans of Texas, Inc.	TX	IA	Solstice Administration Services, Inc.	Ownership	100.000	UnitedHealth Group Incorporated	NO	
.0707	UnitedHealth Group Incorporated	.00000	46-3786700				Solstice Healthplans, Inc.	FL	IA	Solstice Benefits, Inc.	Ownership	100.000	UnitedHealth Group Incorporated	NO	
.0707	UnitedHealth Group Incorporated	.16790	26-2699505				Solstice of Illinois, Inc.	IL	IA	Solstice Administration Services, Inc.	Ownership	100.000	UnitedHealth Group Incorporated	NO	
		.00000	32-0545152				Solstice of Minnesota, Inc.	MN	NIA	Solstice Administration Services, Inc.	Ownership	100.000	UnitedHealth Group Incorporated	NO	
		.00000	26-1891960				Solstice of New York, Inc.	NY	NIA	Solstice Administration Services, Inc.	Ownership	100.000	UnitedHealth Group Incorporated	NO	
		.00000	41-1593424				Solutran, LLC	DE	NIA	Optum Financial, Inc.	Ownership	100.000	UnitedHealth Group Incorporated	NO	
		.00000	20-8433398				Somerset Outpatient Surgery, L.L.C.	NJ	NIA	SCA-Somerset, LLC	Ownership	59.888	UnitedHealth Group Incorporated	NO	
		.00000	75-2723958				South Arlington Surgical Providers, LLC	TX	NIA	Surgical Care Affiliates, LLC	Influence	0.000	UnitedHealth Group Incorporated	NO	
		.00000	30-0743767				Southern California Medical Practice Concepts, LLC	CA	NIA	Riverside Electronic Healthcare Resources, Inc.	Ownership	100.000	UnitedHealth Group Incorporated	NO	1
		.00000	88-0201420				Southwest Medical Associates, Inc.	NV	NIA	Sierra Health Services, Inc.	Ownership	100.000	UnitedHealth Group Incorporated	NO	
		.00000	38-2609888				Southwest Michigan Health Network Inc.	MI	NIA	UnitedHealthcare, Inc.	Ownership	100.000	UnitedHealth Group Incorporated	NO	
		.00000	36-4369359				Southwest Surgery Center, LLC	IL	NIA	SCA-Mokena, LLC	Ownership	49.299	UnitedHealth Group Incorporated	NO	2
		.00000	41-2013700				Southwest Surgical Center, LLC	MN	NIA	WestHealth JV Holdings, LLC	Ownership	51.000	UnitedHealth Group Incorporated	NO	
		.00000	75-2516426				Space Coast Surgical Center, Ltd.	FL	NIA	SCA-Merritt, LLC	Ownership	0.047	UnitedHealth Group Incorporated	NO	
		.00000	75-2516426				Space Coast Surgical Center, Ltd.	FL	NIA	SCA Rockledge JV, LLC	Ownership	52.191	UnitedHealth Group Incorporated	NO	
		.00000	57-0953005				Spartanburg Surgery Center, LLC	SC	NIA	SCA-Spartanburg Holdings, LLC	Ownership	64.000	UnitedHealth Group Incorporated	NO	
		.00000	55-0790742				Specialists in Urology Surgery Center, LLC	FL	NIA	SCA Specialists of Florida, LLC	Ownership	100.000	UnitedHealth Group Incorporated	NO	
		.00000	25-1868213				Specialized Pharmaceuticals, Inc.	PA	NIA	QoL Acquisition Holdings Corp.	Ownership	100.000	UnitedHealth Group Incorporated	NO	
		.00000	41-1921983				Specialty Benefits, LLC	DE	NIA	United HealthCare Services, Inc.	Ownership	100.000	UnitedHealth Group Incorporated	NO	
		.00000	20-1494993				Specialty Billing Solutions, LLC	CO	NIA	Pinnacle III, LLC	Ownership	100.000	UnitedHealth Group Incorporated	NO	
		.00000	20-3412545				Specialty Surgical Center, LLC	NJ	NIA	SCA-Sparta, LLC	Ownership	51.000	UnitedHealth Group Incorporated	NO	
		.00000	71-0886811				Spectera of New York, IPA, Inc.	NY	NIA	Spectera, Inc.	Ownership	100.000	UnitedHealth Group Incorporated	NO	
		.00000	52-1260282				Spectera, Inc.	MD	NIA	Specialty Benefits, LLC	Ownership	100.000	UnitedHealth Group Incorporated	NO	
		.00000	20-4615218				Sports and Spinal Physical Therapy, Inc.	DC	NIA	Orthology Inc.	Ownership	100.000	UnitedHealth Group Incorporated	NO	

ANNUAL STATEMENT FOR THE YEAR 2021 OF THE Oxford Health Plans (NJ), Inc.

SCHEDULE Y
PART 1A - DETAIL OF INSURANCE HOLDING COMPANY SYSTEM

1	2	3	4	5	6	7	8	9	10	11	12	13	14	15	16
Group Code	Group Name	NAIC Company Code	ID Number	Federal RSSD	CIK	Name of Securities Exchange if Publicly Traded (U.S. or International)	Names of Parent, Subsidiaries Or Affiliates	Domiciliary Location	Relationship to Reporting Entity	Directly Controlled by (Name of Entity/Person)	Type of Control (Ownership, Board, Management, Attorney-in-Fact, Influence, Other)	If Control is Ownership Provide Percentage	Ultimate Controlling Entity(ies)/Person(s)	Is an SCA Filing Required? (Yes/No)	*
		.00000	62-1770924				SRPS, LLC	DE	NIA	Progressive Enterprises Holdings, Inc.	Ownership	100.000	UnitedHealth Group Incorporated	NO	
		.00000	75-2201400				St. Cloud Outpatient Surgery, Ltd., a Minnesota Limited Partnership	..MN	..NIA	St. Cloud Surgical Center, LLC	Ownership	17.371	UnitedHealth Group Incorporated	NO	2
		.00000	41-1348916				St. Cloud Surgical Center, LLC	DE	NIA	Surgery Center Holding, LLC	Ownership	100.000	UnitedHealth Group Incorporated	NO	
		.00000	61-1748081				St. Louis Cardiovascular Institute, LLC	..MO	..NIA	SCA-St. Louis Holdings, LLC	Ownership	51.000	UnitedHealth Group Incorporated	NO	
		.00000	61-1754451				St. Louis Specialty Surgical Center, LLC	..MO	..NIA	SCA-St. Louis Holdings, LLC	Ownership	56.812	UnitedHealth Group Incorporated	NO	
		.00000	85-2023852				Stonegate JV Partners, LLC	..TX	..NIA	SCA Stonegate Holdings, LLC	Ownership	39.216	UnitedHealth Group Incorporated	NO	2
		.00000	20-1211544				Stonegate Surgery Center, L.P.	..TX	..NIA	Stonegate JV Partners, LLC	Ownership	51.000	UnitedHealth Group Incorporated	NO	
		.00000	20-1211544				Stonegate Surgery Center, L.P.	..TX	..NIA	SCA Stonegate Holdings, LLC	Ownership	12.335	UnitedHealth Group Incorporated	NO	
		.00000	47-4990107				Summer Street ASC, LLC	..CT	..NIA	SCA Specialty Holdings of Connecticut, LLC	Ownership	49.000	UnitedHealth Group Incorporated	NO	2
		.00000	06-1082848				SunSurgery, LLC	..DE	..NIA	Surgical Care Affiliates, LLC	Ownership	100.000	UnitedHealth Group Incorporated	NO	
		.00000	82-5164277				Surgery Center at Cherry Creek, LLC	..CO	..NIA	SCA-Denver Physicians Holdings, LLC	Ownership	100.000	UnitedHealth Group Incorporated	NO	
		.00000	85-4085692				Surgery Center at Cottonwood, LLC	..UT	..NIA	SCA Cottonwood Holdings, LLC	Ownership	55.000	UnitedHealth Group Incorporated	NO	
		.00000	85-4085559				Surgery Center at Grove Creek, LLC	..UT	..NIA	SCA Grove Creek Holdings, LLC	Ownership	51.000	UnitedHealth Group Incorporated	NO	
		.00000	82-5207693				Surgery Center at Kissing Camels, LLC	..CO	..NIA	SCA-Kissing Camels Holdings, LLC	Ownership	68.600	UnitedHealth Group Incorporated	NO	
		.00000	85-4070407				Surgery Center at South Ogden, LLC	..UT	..NIA	SCA South Ogden Holdings, LLC	Ownership	55.000	UnitedHealth Group Incorporated	NO	
		.00000	81-3129674				Surgery Center at St. Vincent, LLC	..OR	..NIA	Providence & SCA On-Campus Holdings, LLC	Ownership	57.700	UnitedHealth Group Incorporated	NO	2
		.00000	62-1739361				Surgery Center Holding, LLC	..DE	..NIA	Surgical Care Affiliates, LLC	Ownership	100.000	UnitedHealth Group Incorporated	NO	
		.00000	62-1509341				Surgery Center of Boca Raton, Inc.	..FL	..NIA	Surgical Health, LLC	Ownership	100.000	UnitedHealth Group Incorporated	NO	
		.00000	63-1214140				Surgery Center of Colorado Springs, LLC	..DE	..NIA	SC Affiliates, LLC	Ownership	100.000	UnitedHealth Group Incorporated	NO	
		.00000	42-1166764				Surgery Center of Des Moines, LLC	..DE	..NIA	Surgery Center Holding, LLC	Ownership	100.000	UnitedHealth Group Incorporated	NO	
		.00000	72-1349752				Surgery Center of Easton, LLC	..DE	..NIA	SC Affiliates, LLC	Ownership	100.000	UnitedHealth Group Incorporated	NO	
		.00000	63-1212213				Surgery Center of Ellicott City, Inc.	..DE	..NIA	SC Affiliates, LLC	Ownership	100.000	UnitedHealth Group Incorporated	NO	
		.00000	20-1733152				Surgery Center of Fairfield County, LLC	..DE	..NIA	SunSurgery, LLC	Ownership	6.644	UnitedHealth Group Incorporated	NO	2
		.00000	20-1733152				Surgery Center of Fairfield County, LLC	..DE	..NIA	SCA-Connecticut Partners, LLC	Ownership	51.000	UnitedHealth Group Incorporated	NO	2
		.00000	62-1179539				Surgery Center of Lexington, LLC	..DE	..NIA	SC Affiliates, LLC	Ownership	49.000	UnitedHealth Group Incorporated	NO	2
		.00000	62-1179537				Surgery Center of Louisville, LLC	..DE	..NIA	SC Affiliates, LLC	Ownership	100.000	UnitedHealth Group Incorporated	NO	
		.00000	63-1231944				Surgery Center of Maui, LLC	..DE	..NIA	SC Affiliates, LLC	Ownership	100.000	UnitedHealth Group Incorporated	NO	
		.00000	63-2600045				Surgery Center of Mt. Scott, LLC	..OR	..NIA	Providence & SCA Off-Campus Holdings, LLC	Ownership	51.000	UnitedHealth Group Incorporated	NO	2
		.00000	63-1194204				Surgery Center of Muskogee, LLC	..DE	..NIA	SC Affiliates, LLC	Ownership	100.000	UnitedHealth Group Incorporated	NO	
		.00000	11-3701564				Surgery Center of Rockville, L.L.C.	..MD	..NIA	SCA-Rockville, LLC	Ownership	59.000	UnitedHealth Group Incorporated	NO	
		.00000	63-1212214				Surgery Center of Southern Pines, LLC	..DE	..NIA	Surgery Center Holding, LLC	Ownership	100.000	UnitedHealth Group Incorporated	NO	
		.00000	82-3448050				Surgery Center of The Woodlands, LLC	..TX	..NIA	SCA-Woodlands Holdings, LLC	Ownership	54.790	UnitedHealth Group Incorporated	NO	
		.00000	36-3562598				Surgery Centers of Des Moines, Ltd., an Iowa Limited Partnership	..IA	..NIA	Surgery Center of Des Moines, LLC	Ownership	57.450	UnitedHealth Group Incorporated	NO	
		.00000	68-0282268				Surgery Centers-West Holdings, LLC	..DE	..NIA	Surgical Care Affiliates, LLC	Ownership	100.000	UnitedHealth Group Incorporated	NO	
		.00000	20-8922307				Surgical Care Affiliates, LLC	..DE	..NIA	SCA1 Holdings, LLC	Ownership	100.000	UnitedHealth Group Incorporated	NO	
		.00000	46-2971080				Surgical Care Partners of Melbourne, LLC	..DE	..NIA	SHC Melbourne, Inc.	Ownership	76.164	UnitedHealth Group Incorporated	NO	
		.00000	75-1925497				Surgical Caregivers of Fort Worth, LLC	..TX	..NIA	Surgical Care Affiliates, LLC	Influence	0.000	UnitedHealth Group Incorporated	NO	
		.00000	63-1251243				Surgical Center of Greensboro, LLC	..NC	..NIA	NSC Greensboro, LLC	Ownership	35.716	UnitedHealth Group Incorporated	NO	2
		.00000	22-2709324				Surgical Center of South Jersey, Limited Partnership	..NJ	..NIA	SCA-South Jersey, LLC	Ownership	64.598	UnitedHealth Group Incorporated	NO	2
		.00000	22-2709324				Surgical Center of South Jersey, Limited Partnership	..NJ	..NIA	SC Affiliates, LLC	Ownership	4.502	UnitedHealth Group Incorporated	NO	2
		.00000	63-1138507				Surgical Center of Tuscaloosa Holdings, LLC	..AL	..NIA	Surgical Care Affiliates, LLC	Ownership	100.000	UnitedHealth Group Incorporated	NO	
		.00000	65-1321064				Surgical Eye Experts, LLC	..MA	..NIA	Reliant Medical Group, Inc.	Ownership	100.000	UnitedHealth Group Incorporated	NO	1
		.00000	63-3113263				Surgical Health Of Orlando, LLC	..FL	..NIA	Surgical Health, LLC	Ownership	79.802	UnitedHealth Group Incorporated	NO	
		.00000	58-1941168				Surgical Health, LLC	..DE	..NIA	Surgical Care Affiliates, LLC	Ownership	100.000	UnitedHealth Group Incorporated	NO	
		.00000	27-0168681				Surgical Hospital Holdings of Oklahoma, LLC	..DE	..NIA	SCA Surgery Holdings, LLC	Ownership	100.000	UnitedHealth Group Incorporated	NO	
		.00000	84-4983977				Surgical Management Solutions, LLC	..DE	..NIA	SC Affiliates, LLC	Ownership	100.000	UnitedHealth Group Incorporated	NO	
		.00000	22-2529259				Surgicare of Central Jersey, LLC	..NJ	..NIA	Virtua-SCA Holdings, LLC	Ownership	55.000	UnitedHealth Group Incorporated	NO	2
		.00000	64-0629000				Surgicare of Jackson, LLC	..DE	..NIA	Surgery Center Holding, LLC	Ownership	100.000	UnitedHealth Group Incorporated	NO	

ANNUAL STATEMENT FOR THE YEAR 2021 OF THE Oxford Health Plans (NJ), Inc.

SCHEDULE Y
PART 1A - DETAIL OF INSURANCE HOLDING COMPANY SYSTEM

1	2	3	4	5	6	7	8	9	10	11	12	13	14	15	16
Group Code	Group Name	NAIC Company Code	ID Number	Federal RSSD	CIK	Name of Securities Exchange if Publicly Traded (U.S. or International)	Names of Parent, Subsidiaries Or Affiliates	Domi-ciliary Location	Relation-ship to Reporting Entity	Directly Controlled by (Name of Entity/Person)	Type of Control (Ownership, Board, Management, Attorney-in-Fact, Influence, Other)	If Control is Ownership Provide Percentage	Ultimate Controlling Entity(ies)/Person(s)	Is an SCA Filing Re-quired? (Yes/No)	*
		.0000	75-2162993				Surgicare of Jackson, Ltd., a Mississippi Limited Partnership	MS	NIA	Surgicare of Jackson, LLC	Ownership	40.000	UnitedHealth Group Incorporated	NO	2
		.0000	75-2287141				Surgicare of Joliet, Inc.	IL	NIA	Surgery Center Holding, LLC	Ownership	100.000	UnitedHealth Group Incorporated	NO	
		.0000	75-2501191				Surgicare of La Veta, Inc.	CA	NIA	Surgery Centers-West Holdings, LLC	Ownership	100.000	UnitedHealth Group Incorporated	NO	
		.0000	75-2507129				Surgicare of La Veta, Ltd., a California Limited Partnership	CA	NIA	Beach Surgical Holdings III, LLC	Ownership	30.666	UnitedHealth Group Incorporated	NO	2
		.0000	41-1437636				Surgicare of Minneapolis, LLC	DE	NIA	Surgery Center Holding, LLC	Ownership	100.000	UnitedHealth Group Incorporated	NO	
		.0000	41-1624905				Surgicare of Minneapolis, Ltd., a Minnesota Limited Partnership	MIN	NIA	Surgicare of Minneapolis, LLC	Ownership	24.000	UnitedHealth Group Incorporated	NO	2
		.0000	75-2459713				Surgicare of Mobile, LLC	DE	NIA	Surgery Center Holding, LLC	Ownership	100.000	UnitedHealth Group Incorporated	NO	
		.0000	75-2459715				Surgicare of Mobile, Ltd.	AL	NIA	Surgicare of Mobile, LLC	Ownership	20.000	UnitedHealth Group Incorporated	NO	2
		.0000	75-2448926				Surgicare of Oceanside, Inc.	CA	NIA	Surgery Center Holding, LLC	Ownership	100.000	UnitedHealth Group Incorporated	NO	
		.0000	75-2184730				Surgicare of Owensboro, LLC	DE	NIA	Surgery Center Holding, LLC	Ownership	100.000	UnitedHealth Group Incorporated	NO	
		.0000	75-2200171				Surgicare of Salem, LLC	DE	NIA	Surgery Center Holding, LLC	Ownership	100.000	UnitedHealth Group Incorporated	NO	
		.0000	35-1975122				Surgicare, LLC	IN	NIA	SCA-Surgicare, LLC	Ownership	53.684	UnitedHealth Group Incorporated	NO	
		.0000	95-3329855				Surgicenters of Southern California, Inc.	CA	NIA	Surgery Center Holding, LLC	Ownership	100.000	UnitedHealth Group Incorporated	NO	
		.0000	85-0571986				SVHS-SCA Florida JV, LLC	DE	NIA	SCA-Sacred Heart Holdings, LLC	Ownership	51.000	UnitedHealth Group Incorporated	NO	
		.0000	46-1536748				Symphonix Health Holdings LLC	DE	NIA	United HealthCare Services, Inc.	Ownership	100.000	UnitedHealth Group Incorporated	NO	
		.0000	93-1172065				Talbert Medical Group, P.C.	CA	NIA	HealthCare Partners Affiliates Medical Group	Ownership	100.000	UnitedHealth Group Incorporated	NO	1
		.0000	47-4751035				TeamMD Holdings, Inc.	DE	NIA	AmeriChoice Corporation	Ownership	100.000	UnitedHealth Group Incorporated	NO	
		.0000	47-4850893				TeamMD Iowa, Inc.	DE	NIA	TeamMD Holdings, Inc.	Ownership	100.000	UnitedHealth Group Incorporated	NO	
		.0000	35-2584893				TeamMD Physicians of Texas, Inc.	TX	NIA	TeamMD Holdings, Inc.	Ownership	100.000	UnitedHealth Group Incorporated	NO	
		.0000	42-1446216				TeamMD Physicians, P.C.	IA	NIA	Physician(s) Owned	Influence	0.000	UnitedHealth Group Incorporated	NO	1
		.0000	82-1019055				TeamUP Insurance Services, Inc.	CA	NIA	HealthMarkets Insurance Agency, Inc.	Ownership	100.000	UnitedHealth Group Incorporated	NO	
		.0000					Tecnología de Información en Salud S.A.	CHL	NIA	Clínica Santa María S.p.A.	Ownership	50.000	UnitedHealth Group Incorporated	NO	
		.0000					Tecnología de Información en Salud S.A.	CHL	NIA	Clínica Dávila y Servicios Médicos S.p.A.	Ownership	50.000	UnitedHealth Group Incorporated	NO	
		.0000	38-3897811				Texas Health Craig Ranch Surgery Center, LLC	TX	NIA	Surgical Care Affiliates, LLC	Influence	0.000	UnitedHealth Group Incorporated	NO	
		.0000	80-0866449				Texas Health Flower Mound Orthopedic Surgery Center, LLC	TX	NIA	Surgical Care Affiliates, LLC	Influence	0.000	UnitedHealth Group Incorporated	NO	
		.0000	81-4977249				Texas Health Orthopedic Surgery Center Alliance, LLC	TX	NIA	Surgical Care Affiliates, LLC	Influence	0.000	UnitedHealth Group Incorporated	NO	
		.0000	82-2296081				Texas Health Surgery Center Alliance, LLC	TX	NIA	Surgical Care Affiliates, LLC	Influence	0.000	UnitedHealth Group Incorporated	NO	
		.0000	82-1307876				Texas Health Surgery Center Bedford, LLC	TX	NIA	Surgical Care Affiliates, LLC	Influence	0.000	UnitedHealth Group Incorporated	NO	
		.0000	85-1225852				Texas Health Surgery Center Chisholm Trail, LLC	TX	NIA	Surgical Care Affiliates, LLC	Influence	0.000	UnitedHealth Group Incorporated	NO	
		.0000	83-1085415				Texas Health Surgery Center Irving, LLC	TX	NIA	Surgical Care Affiliates, LLC	Influence	0.000	UnitedHealth Group Incorporated	NO	
		.0000	83-0781259				Texas Health Surgery Center Las Colinas, LLC	TX	NIA	Surgical Care Affiliates, LLC	Influence	0.000	UnitedHealth Group Incorporated	NO	
		.0000	20-3991622				Texas Health Surgery Center Preston Plaza, LLC	TX	NIA	Surgical Care Affiliates, LLC	Influence	0.000	UnitedHealth Group Incorporated	NO	
		.0000	47-4425996				Texas Health Surgery Center Rockwall, LLC	TX	NIA	Surgical Care Affiliates, LLC	Influence	0.000	UnitedHealth Group Incorporated	NO	
		.0000	84-3814490				Texas Health Surgery Center Southwest Fort Worth, LLC	TX	NIA	Surgical Care Affiliates, LLC	Influence	0.000	UnitedHealth Group Incorporated	NO	
		.0000	83-1464243				Texas Health Surgery Center Waxahachie, LLC	TX	NIA	Surgical Care Affiliates, LLC	Influence	0.000	UnitedHealth Group Incorporated	NO	
		.0000	84-1953918				Texas Health Surgery Center Willow Park, LLC	TX	NIA	Surgical Care Affiliates, LLC	Influence	0.000	UnitedHealth Group Incorporated	NO	
		.0000	52-1468699				The Advisory Board Company	DE	NIA	OptumInsight, Inc.	Ownership	100.000	UnitedHealth Group Incorporated	NO	
.0707	UnitedHealth Group Incorporated	.61832	52-0676509				The Chesapeake Life Insurance Company	OK	IA	HealthMarkets Group, Inc.	Ownership	100.000	UnitedHealth Group Incorporated	NO	
		.0000	91-0214500				The Everett Clinic, PLLC	WA	NIA	Everett Physicians, Inc. P.S.	Ownership	100.000	UnitedHealth Group Incorporated	NO	1
		.0000	20-5562797				The Eye Surgery Center of the Carolinas, L.P.	NC	NIA	Surgery Center of Southern Pines, LLC	Ownership	20.000	UnitedHealth Group Incorporated	NO	2
		.0000	56-1970224				The Lewin Group, Inc.	NC	NIA	Optum Public Sector Solutions, Inc.	Ownership	100.000	UnitedHealth Group Incorporated	NO	

ANNUAL STATEMENT FOR THE YEAR 2021 OF THE Oxford Health Plans (NJ), Inc.

SCHEDULE Y
PART 1A - DETAIL OF INSURANCE HOLDING COMPANY SYSTEM

1	2	3	4	5	6	7	8	9	10	11	12	13	14	15	16
Group Code	Group Name	NAIC Company Code	ID Number	Federal RSSD	CIK	Name of Securities Exchange if Publicly Traded (U.S. or International)	Names of Parent, Subsidiaries Or Affiliates	Domi-ciliary Location	Relation-ship to Reporting Entity	Directly Controlled by (Name of Entity/Person)	Type of Control (Ownership, Board, Management, Attorney-in-Fact, Influence, Other)	If Control is Ownership Provide Percentage	Ultimate Controlling Entity(ies)/Person(s)	Is an SCA Filing Re-quired? (Yes/No)	*
		.0000	61-1409045				The Outpatient Surgery Center of Hilton Head, LLC	SC	NIA	SCA-Hilton Head, LLC	Ownership	20.000	UnitedHealth Group Incorporated	NO	2
		.0000	83-1192367				The Polyclinic MSO, LLC	DE	NIA	Collaborative Care Holdings, LLC	Ownership	80.100	UnitedHealth Group Incorporated	NO	
		.0000	91-0369070				The Polyclinic, PLLC	WA	NIA	Polyclinic Holdings, P.C.	Ownership	100.000	UnitedHealth Group Incorporated	NO	1
		.0000	72-1349755				The Surgery Center of Easton, L.P.	TN	NIA	Surgery Center of Easton, LLC	Ownership	49.000	UnitedHealth Group Incorporated	NO	2
		.0000	06-1552689				The Surgical Center of Connecticut, LLC	CT	NIA	SCA-Main Street, LLC	Ownership	72.714	UnitedHealth Group Incorporated	NO	2
		.0000	37-1446353				The Surgical Center of the Treasure Coast, L.L.C.	FL	NIA	SCA-St. Lucie, LLC	Ownership	51.000	UnitedHealth Group Incorporated	NO	
		.0000	26-1579919				Thomas Johnson Surgery Center, LLC	MD	NIA	SCA-Frederick, LLC	Ownership	60.000	UnitedHealth Group Incorporated	NO	
		.0000	25-1825549				Three Rivers Holdings, Inc.	DE	NIA	AmeriChoice Corporation	Ownership	100.000	UnitedHealth Group Incorporated	NO	
		.0000	63-1194203				Three Rivers Surgical Care, L.P.	TN	NIA	Surgery Center of Muskogee, LLC	Ownership	14.904	UnitedHealth Group Incorporated	NO	
		.0000	63-1194203				Three Rivers Surgical Care, L.P.	TN	NIA	Muskogee Surgical Investors, LLC	Ownership	85.096	UnitedHealth Group Incorporated	NO	
		.0000	59-3143128				Tmesys, LLC	FL	NIA	PMSI Holdings, LLC	Ownership	100.000	UnitedHealth Group Incorporated	NO	
		.0000	98-1287904				Topimagem Diagnóstico por Imagem Ltda.	BRA	NIA	Esho – Empresa de Serviços Hospitalares S.A.	Ownership	100.000	UnitedHealth Group Incorporated	NO	
		.0000	83-1528858				Trails Edge Surgery Center, LLC	FL	NIA	SCA-Bonita Springs, LLC	Ownership	51.000	UnitedHealth Group Incorporated	NO	
		.0000	83-1528858				Trails Edge Surgery Center, LLC	FL	NIA	SC Affiliates, LLC	Ownership	1.000	UnitedHealth Group Incorporated	NO	
		.0000	46-5482620				Trauma Surgery Affiliates, LLC	TX	NIA	National Surgery Centers, LLC	Ownership	49.000	UnitedHealth Group Incorporated	NO	2
		.0000	52-1431155				Travel Express Incorporated	MD	NIA	FrontierMEDEX, Inc.	Ownership	100.000	UnitedHealth Group Incorporated	NO	
		.0000	46-2613170				Treasure Valley Emerald Properties, LLC	DE	NIA	Treasure Valley Hospital Limited Partnership	Ownership	100.000	UnitedHealth Group Incorporated	NO	2
		.0000	33-0592165				Treasure Valley Hospital Limited Partnership	ID	NIA	Surgical Health, LLC	Ownership	37.295	UnitedHealth Group Incorporated	NO	2
		.0000	47-3788473				Tri-County Surgery Center, LLC	PA	NIA	Virtua-SCA Holdings II, LLC	Ownership	55.000	UnitedHealth Group Incorporated	NO	2
.0707	UnitedHealth Group Incorporated	.15737	47-3788473				Tufts Health Freedom Insurance Company	NH	IA	Tufts Health Freedom Plans, Inc.	Ownership	100.000	UnitedHealth Group Incorporated	NO	
		.0000	30-0858646				Tufts Health Freedom Plans, Inc.	DE	NIA	United HealthCare Services, Inc.	Ownership	100.000	UnitedHealth Group Incorporated	NO	
		.0000	63-0974161				Tuscaloosa Surgical Center, L.P.	AL	NIA	Surgical Center of Tuscaloosa Holdings, LLC	Ownership	30.000	UnitedHealth Group Incorporated	NO	2
		.0000	94-3077084				U.S. Behavioral Health Plan, California	CA	IA	United Behavioral Health	Ownership	100.000	UnitedHealth Group Incorporated	NO	
		.0000	98-1388279				UHC Finance (Ireland) Unlimited Company	IRL	NIA	UnitedHealth Group International Finance (Ireland) Unlimited Company	Ownership	100.000	UnitedHealth Group Incorporated	NO	
		.0000	41-1913059				UHC International Services, Inc.	DE	NIA	UnitedHealth Group Incorporated	Ownership	100.000	UnitedHealth Group Incorporated	NO	
		.0000	95-2931460				UHC of California	CA	IA	United HealthCare Services, Inc.	Ownership	100.000	UnitedHealth Group Incorporated	NO	
		.0000	98-1103713				UHC – FZE	ARE	NIA	UnitedHealthcare Global Medical (UK) Limited	Ownership	100.000	UnitedHealth Group Incorporated	NO	
		.0000	98-1372063				UHC Holdings (Ireland) Limited	IRL	NIA	United HealthCare Services, Inc.	Ownership	100.000	UnitedHealth Group Incorporated	NO	
		.0000	98-1372064				UHC Services (Ireland) Limited	IRL	NIA	UHC Holdings (Ireland) Limited	Ownership	100.000	UnitedHealth Group Incorporated	NO	
		.0000	98-0559902				UHG Holdings UK IV Limited	GBR	NIA	Bordeaux UK Holdings I Limited	Ownership	100.000	UnitedHealth Group Incorporated	NO	
		.0000	98-1249178				UHG Holdings UK V Limited	GBR	NIA	UHG Holdings UK IV Limited	Ownership	100.000	UnitedHealth Group Incorporated	NO	
		.0000	98-1390073				UHG Holdings UK VI Limited	GBR	NIA	UnitedHealthcare International VII S.à r.l.	Ownership	99.999	UnitedHealth Group Incorporated	NO	
		.0000	98-1390073				UHG Holdings UK VI Limited	GBR	NIA	CentriflyHealth, LLC	Ownership	0.001	UnitedHealth Group Incorporated	NO	
		.0000	41-1921008				UHC Holdings, Inc.	DE	NIA	United HealthCare Services, Inc.	Ownership	100.000	UnitedHealth Group Incorporated	NO	
		.0000	39-1995276				UMR, Inc.	DE	NIA	United HealthCare Services, Inc.	Ownership	100.000	UnitedHealth Group Incorporated	NO	
		.0000	98-1444648				Unidad Médica Diagnóstico S.A.	COL	NIA	Colmedica Medicina Prepagada S.A.	Ownership	92.380	UnitedHealth Group Incorporated	NO	
		.0000	98-1444648				Unidad Médica Diagnóstico S.A.	COL	NIA	Banmedica Internacional SpA	Ownership	7.620	UnitedHealth Group Incorporated	NO	
.0707	UnitedHealth Group Incorporated	.91529	52-1996029				Unimerica Insurance Company	WI	IA	OptumHealth Holdings, LLC	Ownership	100.000	UnitedHealth Group Incorporated	NO	
		.11596	01-0637149				Unimerica Life Insurance Company of New York	NY	IA	UnitedHealthcare Insurance Company	Ownership	100.000	UnitedHealth Group Incorporated	NO	
		.0000	20-5917714				Unison Health Plan of Delaware, Inc.	DE	IA	Three Rivers Holdings, Inc.	Ownership	100.000	UnitedHealth Group Incorporated	NO	
		.0000	94-2649097				United Behavioral Health	CA	NIA	OptumHealth Holdings, LLC	Ownership	100.000	UnitedHealth Group Incorporated	NO	
		.0000	41-1868911				United Behavioral Health of New York, I.P.A., Inc.	NY	NIA	United Behavioral Health	Ownership	100.000	UnitedHealth Group Incorporated	NO	
		.0000	75-2583080				United Group Reinsurance, Inc.	TCA	NIA	HealthMarkets, LLC	Ownership	100.000	UnitedHealth Group Incorporated	NO	

ANNUAL STATEMENT FOR THE YEAR 2021 OF THE Oxford Health Plans (NJ), Inc.

SCHEDULE Y
PART 1A - DETAIL OF INSURANCE HOLDING COMPANY SYSTEM

1	2	3	4	5	6	7	8	9	10	11	12	13	14	15	16
Group Code	Group Name	NAIC Company Code	ID Number	Federal RSSD	CIK	Name of Securities Exchange if Publicly Traded (U.S. or International)	Names of Parent, Subsidiaries Or Affiliates	Domi-ciliary Location	Relation-ship to Reporting Entity	Directly Controlled by (Name of Entity/Person)	Type of Control (Ownership, Board, Management, Attorney-in-Fact, Influence, Other)	If Control is Ownership Provide Percentage	Ultimate Controlling Entity(ies)/Person(s)	Is an SCA Filing Re-quired? (Yes/No)	*
		.00000	41-1289245	3410132			United HealthCare Services, Inc.	..MN	..NIA	UnitedHealth Group Incorporated	Ownership	100.000	UnitedHealth Group Incorporated	..NO	
		.00000	30-0318238				United Resource Networks IPA of New York, Inc.	..NY	..NIA	OptumHealth Care Solutions, LLC	Ownership	100.000	UnitedHealth Group Incorporated	..NO	
		.00000	01-0538317				UnitedHealth Advisors, LLC	..ME	..NIA	United HealthCare Services, Inc.	Ownership	100.000	UnitedHealth Group Incorporated	..NO	
		.00000	41-1321939	4665014	0000731766	New York Stock Exchange	UnitedHealth Group Incorporated	..DE	..UIP	Self	Ownership	100.000	UnitedHealth Group Incorporated	..NO	
		.00000	98-1422474				UnitedHealth Group International Finance (Ireland) Unlimited Company	..JRL	..NIA	UnitedHealthcare Europe S.à r.l.	Ownership	100.000	UnitedHealth Group Incorporated	..NO	
		.00000	46-3311984				UnitedHealth Group Ventures, LLC	..DE	..NIA	UnitedHealth Group Incorporated	Ownership	100.000	UnitedHealth Group Incorporated	..NO	
		.00000	41-1917398				UnitedHealth International, Inc.	..DE	..NIA	UnitedHealth Group Incorporated	Ownership	100.000	UnitedHealth Group Incorporated	..NO	
		.00000	26-2574977				UnitedHealth Military & Veterans Services, LLC	..DE	..NIA	United HealthCare Services, Inc.	Ownership	100.000	UnitedHealth Group Incorporated	..NO	
.0707	UnitedHealth Group Incorporated	.95174	33-0115163				UnitedHealthcare Benefits of Texas, Inc.	..TX	..IA	United HealthCare Services, Inc.	Ownership	100.000	UnitedHealth Group Incorporated	..NO	
		.00000	47-3221444				UnitedHealthcare Benefits Plan of California	..CA	..IA	United HealthCare Services, Inc.	Ownership	100.000	UnitedHealth Group Incorporated	..NO	
		.00000	46-4348775				UnitedHealthcare Community Plan of California, Inc.	..CA	..IA	United HealthCare Services, Inc.	Ownership	100.000	UnitedHealth Group Incorporated	..NO	
.0707	UnitedHealth Group Incorporated	.13168	26-2688274				UnitedHealthcare Community Plan of Georgia, Inc.	..GA	..IA	AmeriChoice Corporation	Ownership	100.000	UnitedHealth Group Incorporated	..NO	
.0707	UnitedHealth Group Incorporated	.12323	56-2451429				UnitedHealthcare Community Plan of Ohio, Inc.	..OH	..IA	Three Rivers Holdings, Inc.	Ownership	100.000	UnitedHealth Group Incorporated	..NO	
.0707	UnitedHealth Group Incorporated	.11141	91-2008361				UnitedHealthcare Community Plan of Texas, L.L.C.	..TX	..IA	Ovations, Inc.	Ownership	100.000	UnitedHealth Group Incorporated	..NO	
.0707	UnitedHealth Group Incorporated	.95467	38-3204052				UnitedHealthcare Community Plan, Inc.	..MI	..IA	AmeriChoice Corporation	Ownership	100.000	UnitedHealth Group Incorporated	..NO	
		.00000	98-1200034				UnitedHealthcare Consulting & Assistance Service (Beijing) Co., Ltd.	..CHN	..NIA	UnitedHealthcare International I B.V.	Ownership	100.000	UnitedHealth Group Incorporated	..NO	
		.00000	98-1199879				UnitedHealthcare Europe S.à r.l.	..LUX	..NIA	Bordeaux UK Holdings II Limited	Ownership	100.000	UnitedHealth Group Incorporated	..NO	
.0707	UnitedHealth Group Incorporated	.79413	98-1029201				UnitedHealthcare Global Medical (UK) Limited	..GBR	..NIA	UnitedHealthcare International I B.V.	Ownership	100.000	UnitedHealth Group Incorporated	..NO	
		.00000	36-2739571				UnitedHealthcare Insurance Company	..CT	..IA	UHC Holdings, Inc.	Ownership	100.000	UnitedHealth Group Incorporated	..NO	
.0707	UnitedHealth Group Incorporated	.84549	38-2044243				UnitedHealthcare Insurance Company of America	..IL	..IA	Symphonix Health Holdings LLC	Ownership	100.000	UnitedHealth Group Incorporated	..NO	
.0707	UnitedHealth Group Incorporated	.60318	36-3800349				UnitedHealthcare Insurance Company of Illinois	..IL	..IA	UnitedHealthcare Insurance Company	Ownership	100.000	UnitedHealth Group Incorporated	..NO	
.0707	UnitedHealth Group Incorporated	.60093	11-3283886				UnitedHealthcare Insurance Company of New York	..NY	..IA	UnitedHealthcare Insurance Company	Ownership	100.000	UnitedHealth Group Incorporated	..NO	
.0707	UnitedHealth Group Incorporated	.12231	20-1902768				UnitedHealthcare Insurance Company of the River Valley	..IL	..IA	UnitedHealthcare, Inc.	Ownership	100.000	UnitedHealth Group Incorporated	..NO	
		.00000	98-1372065				UnitedHealthcare Insurance Designated Activity Company	..JRL	..NIA	UHC Holdings (Ireland) Limited	Ownership	100.000	UnitedHealth Group Incorporated	..NO	
		.00000	86-0618309				UnitedHealthcare Integrated Services, Inc.	..AZ	..IA	Ovations, Inc.	Ownership	100.000	UnitedHealth Group Incorporated	..NO	
		.00000	41-1988797				UnitedHealthcare International Asia, LLC	..DE	..NIA	UnitedHealth Group Incorporated	Ownership	100.000	UnitedHealth Group Incorporated	..NO	
		.00000	98-1100512				UnitedHealthcare International I B.V.	..NLD	..NIA	FrontierMEDEX US, Inc.	Ownership	100.000	UnitedHealth Group Incorporated	..NO	
		.00000	98-1079459				UnitedHealthcare International II S.à r.l.	..LUX	..NIA	Bordeaux UK Holdings I Limited	Ownership	100.000	UnitedHealth Group Incorporated	..NO	
		.00000	98-1340853				UnitedHealthcare International III B.V.	..NLD	..NIA	UnitedHealthcare Europe S.à r.l.	Ownership	100.000	UnitedHealth Group Incorporated	..NO	
		.00000	98-1077436				UnitedHealthcare International III S.à r.l.	..LUX	..NIA	Optum Services (Ireland) Limited	Ownership	100.000	UnitedHealth Group Incorporated	..NO	
		.00000	98-1080926				UnitedHealthcare International IV S.à r.l.	..LUX	..NIA	UnitedHealthcare International VIII S.à r.l.	Ownership	100.000	UnitedHealth Group Incorporated	..NO	
		.00000	98-1372060				UnitedHealthcare International VII S.à r.l.	..LUX	..NIA	UHC Finance (Ireland) Unlimited Company	Ownership	100.000	UnitedHealth Group Incorporated	..NO	
		.00000	98-1372062				UnitedHealthcare International VIII S.à r.l.	..LUX	..NIA	UnitedHealthcare International X S.à r.l.	Ownership	100.000	UnitedHealth Group Incorporated	..NO	
		.00000	98-1443728				UnitedHealthcare International X S.à r.l.	..LUX	..NIA	UnitedHealthcare International III S.à r.l.	Ownership	100.000	UnitedHealth Group Incorporated	..NO	
.0707	UnitedHealth Group Incorporated	.97179	86-0207231				UnitedHealthcare Life Insurance Company	..WI	..IA	Golden Rule Financial Corporation	Ownership	100.000	UnitedHealth Group Incorporated	..NO	
.0707	UnitedHealth Group Incorporated	.95784	63-0899562				UnitedHealthcare of Alabama, Inc.	..AL	..IA	UnitedHealthcare, Inc.	Ownership	100.000	UnitedHealth Group Incorporated	..NO	

ANNUAL STATEMENT FOR THE YEAR 2021 OF THE Oxford Health Plans (NJ), Inc.

SCHEDULE Y
PART 1A - DETAIL OF INSURANCE HOLDING COMPANY SYSTEM

1	2	3	4	5	6	7	8	9	10	11	12	13	14	15	16
Group Code	Group Name	NAIC Company Code	ID Number	Federal RSSD	CIK	Name of Securities Exchange if Publicly Traded (U.S. or International)	Names of Parent, Subsidiaries Or Affiliates	Domiciliary Location	Relationship to Reporting Entity	Directly Controlled by (Name of Entity/Person)	Type of Control (Ownership, Board, Management, Attorney-in-Fact, Influence, Other)	If Control is Ownership Provide Percentage	Ultimate Controlling Entity(ies)/Person(s)	Is an SCA Filing Required? (Yes/No)	*
.0707	UnitedHealth Group Incorporated	96016	86-0507074				UnitedHealthcare of Arizona, Inc.	AZ	IA	UnitedHealthcare, Inc.	Ownership	100.000	UnitedHealth Group Incorporated	NO	
.0707	UnitedHealth Group Incorporated	95446	63-1036819				UnitedHealthcare of Arkansas, Inc.	AR	IA	UnitedHealthcare, Inc.	Ownership	100.000	UnitedHealth Group Incorporated	NO	
.0707	UnitedHealth Group Incorporated	95090	84-1004639				UnitedHealthcare of Colorado, Inc.	CO	IA	UnitedHealthcare, Inc.	Ownership	100.000	UnitedHealth Group Incorporated	NO	
.0707	UnitedHealth Group Incorporated	95264	59-1293865				UnitedHealthcare of Florida, Inc.	FL	IA	UnitedHealthcare, Inc.	Ownership	100.000	UnitedHealth Group Incorporated	NO	
.0707	UnitedHealth Group Incorporated	95850	58-1653544				UnitedHealthcare of Georgia, Inc.	GA	IA	UnitedHealthcare, Inc.	Ownership	100.000	UnitedHealth Group Incorporated	NO	
.0707	UnitedHealth Group Incorporated	95776	36-3280214				UnitedHealthcare of Illinois, Inc.	IL	IA	UnitedHealthcare, Inc.	Ownership	100.000	UnitedHealth Group Incorporated	NO	
.0707	UnitedHealth Group Incorporated	96644	62-1240316				UnitedHealthcare of Kentucky, Ltd.	KY	IA	UnitedHealthcare, Inc.	Ownership	5.828	UnitedHealth Group Incorporated	NO	
.0707	UnitedHealth Group Incorporated	96644	62-1240316				UnitedHealthcare of Kentucky, Ltd.	KY	IA	United HealthCare Services, Inc.	Ownership	94.172	UnitedHealth Group Incorporated	NO	
.0707	UnitedHealth Group Incorporated	95833	72-1074008				UnitedHealthcare of Louisiana, Inc.	LA	IA	UnitedHealthcare, Inc.	Ownership	100.000	UnitedHealth Group Incorporated	NO	
.0707	UnitedHealth Group Incorporated	95716	63-1036817				UnitedHealthcare of Mississippi, Inc.	MS	IA	UnitedHealthcare, Inc.	Ownership	100.000	UnitedHealth Group Incorporated	NO	
.0707	UnitedHealth Group Incorporated	95149	05-0413469				UnitedHealthcare of New England, Inc.	RI	IA	United HealthCare Services, Inc.	Ownership	100.000	UnitedHealth Group Incorporated	NO	
.0707	UnitedHealth Group Incorporated	13214	26-2697886				UnitedHealthcare of New Mexico, Inc.	NM	IA	UnitedHealthcare Insurance Company	Ownership	100.000	UnitedHealth Group Incorporated	NO	
.0707	UnitedHealth Group Incorporated	95085	06-1172891				UnitedHealthcare of New York, Inc.	NY	IA	AmeriChoice Corporation	Ownership	100.000	UnitedHealth Group Incorporated	NO	
.0707	UnitedHealth Group Incorporated	95103	56-1461010				UnitedHealthcare of North Carolina, Inc.	NC	IA	UnitedHealthcare, Inc.	Ownership	100.000	UnitedHealth Group Incorporated	NO	
.0707	UnitedHealth Group Incorporated	95186	31-1142815				UnitedHealthcare of Ohio, Inc.	OH	IA	United HealthCare Services, Inc.	Ownership	100.000	UnitedHealth Group Incorporated	NO	
.0707	UnitedHealth Group Incorporated	96903	33-0115166				UnitedHealthcare of Oklahoma, Inc.	OK	IA	United HealthCare Services, Inc.	Ownership	100.000	UnitedHealth Group Incorporated	NO	
.0707	UnitedHealth Group Incorporated	95893	93-0938819				UnitedHealthcare of Oregon, Inc.	OR	IA	United HealthCare Services, Inc.	Ownership	100.000	UnitedHealth Group Incorporated	NO	
.0707	UnitedHealth Group Incorporated	95220	25-1756858				UnitedHealthcare of Pennsylvania, Inc.	PA	IA	Three Rivers Holdings, Inc.	Ownership	100.000	UnitedHealth Group Incorporated	NO	
.0707	UnitedHealth Group Incorporated	16740	35-2674992				UnitedHealthcare of South Carolina, Inc.	SC	IA	UnitedHealthcare, Inc.	Ownership	100.000	UnitedHealth Group Incorporated	NO	
.0707	UnitedHealth Group Incorporated	95765	95-3939697				UnitedHealthcare of Texas, Inc.	TX	IA	UnitedHealthcare, Inc.	Ownership	100.000	UnitedHealth Group Incorporated	NO	
.0707	UnitedHealth Group Incorporated	95025	52-1130183				UnitedHealthcare of the Mid-Atlantic, Inc.	MD	IA	UnitedHealthcare, Inc.	Ownership	100.000	UnitedHealth Group Incorporated	NO	
.0707	UnitedHealth Group Incorporated	95591	47-0676824				UnitedHealthcare of the Midlands, Inc.	NE	IA	UnitedHealthcare, Inc.	Ownership	100.000	UnitedHealth Group Incorporated	NO	
.0707	UnitedHealth Group Incorporated	96385	43-1361841				UnitedHealthcare of the Midwest, Inc.	MO	IA	UnitedHealthcare, Inc.	Ownership	100.000	UnitedHealth Group Incorporated	NO	
.0707	UnitedHealth Group Incorporated	95685	86-0875231				UnitedHealthcare of the Rockies, Inc.	UT	IA	United HealthCare Services, Inc.	Ownership	100.000	UnitedHealth Group Incorporated	NO	
.0707	UnitedHealth Group Incorporated	95501	41-1488563				UnitedHealthcare of Utah, Inc.	UT	IA	UnitedHealthcare, Inc.	Ownership	100.000	UnitedHealth Group Incorporated	NO	
.0707	UnitedHealth Group Incorporated	48038	91-1312551				UnitedHealthcare of Washington, Inc.	WA	IA	United HealthCare Services, Inc.	Ownership	100.000	UnitedHealth Group Incorporated	NO	
.0707	UnitedHealth Group Incorporated	95710	39-1555888				UnitedHealthcare of Wisconsin, Inc.	WI	IA	UnitedHealthcare, Inc.	Ownership	100.000	UnitedHealth Group Incorporated	NO	
.0707	UnitedHealth Group Incorporated	95378	36-3379945				UnitedHealthcare Plan of the River Valley, Inc.	IL	IA	UnitedHealthcare, Inc.	Ownership	100.000	UnitedHealth Group Incorporated	NO	
		00000	47-0854646				UnitedHealthcare Service LLC	DE	NIA	UnitedHealthcare Insurance Company	Ownership	100.000	UnitedHealth Group Incorporated	NO	
		00000	01-0518346				UnitedHealthcare Specialty Benefits, LLC	ME	NIA	Specialty Benefits, LLC	Ownership	100.000	UnitedHealth Group Incorporated	NO	
		00000	41-1922511				UnitedHealthcare, Inc.	DE	NIA	United HealthCare Services, Inc.	Ownership	100.000	UnitedHealth Group Incorporated	NO	
		00000	27-0815205				Unity Health Network, LLC	DE	NIA	Collaborative Care Holdings, LLC	Ownership	80.100	UnitedHealth Group Incorporated	NO	
		00000	83-4657754				Upland Holdings, LLC	CA	NIA	NSC Upland, LLC	Ownership	58.991	UnitedHealth Group Incorporated	NO	
		00000	33-0812827				Upland Outpatient Surgical Center, L.P.	CA	NIA	Upland Holdings, LLC	Ownership	51.000	UnitedHealth Group Incorporated	NO	
		00000	26-0382877				Urgent Care Holdings, Inc.	DE	NIA	Optum Clinics Intermediate Holdings, Inc.	Ownership	100.000	UnitedHealth Group Incorporated	NO	
		00000	26-3667220				Urgent Care MSO, LLC	DE	NIA	Urgent Care Holdings, Inc.	Ownership	100.000	UnitedHealth Group Incorporated	NO	
		00000	75-2613230				Urology Associates of North Texas, P.L.L.C.	TX	NIA	USMD Affiliated Services	Ownership	100.000	UnitedHealth Group Incorporated	NO	
		00000	20-3887008				USHEALTH Academy, Inc.	TX	NIA	USHEALTH Group, Inc.	Ownership	100.000	UnitedHealth Group Incorporated	NO	
		00000	26-4163593				USHEALTH Administrators, LLC	DE	NIA	USHEALTH Group, Inc.	Ownership	100.000	UnitedHealth Group Incorporated	NO	
		00000	26-3887598				USHEALTH Advisors, LLC	TX	NIA	USHEALTH Career Agency, Inc.	Ownership	100.000	UnitedHealth Group Incorporated	NO	
		00000	75-2192748				USHEALTH Career Agency, Inc.	DE	NIA	USHEALTH Group, Inc.	Ownership	100.000	UnitedHealth Group Incorporated	NO	
		00000	75-2225185				USHEALTH Funding, Inc.	DE	NIA	USHEALTH Group, Inc.	Ownership	100.000	UnitedHealth Group Incorporated	NO	
		00000	73-1165000				USHEALTH Group, Inc.	DE	NIA	Golden Rule Financial Corporation	Ownership	100.000	UnitedHealth Group Incorporated	NO	
		00000	20-8048861				USMD Administrative Services, L.L.C.	TX	NIA	USMD Inc.	Ownership	100.000	UnitedHealth Group Incorporated	NO	
		00000	27-2956222				USMD Affiliated Services	TX	NIA	USMD Inc.	Ownership	100.000	UnitedHealth Group Incorporated	NO	
		00000	27-2803133				USMD Diagnostic Services, LLC	TX	NIA	WellMed Networks, Inc.	Ownership	100.000	UnitedHealth Group Incorporated	NO	1
		00000	27-2866866				USMD Holdings, Inc.	DE	NIA	WellMed Medical Management, Inc.	Ownership	100.000	UnitedHealth Group Incorporated	NO	
		00000	73-1662763				USMD Hospital at Arlington, L.P.	TX	NIA	MAT-RX DEVELOPMENT, L.L.C.	Ownership	45.396	UnitedHealth Group Incorporated	NO	1
		00000	20-3571243				USMD Hospital at Fort Worth, L.P.	TX	NIA	MAT-RX DEVELOPMENT, L.L.C.	Ownership	20.024	UnitedHealth Group Incorporated	NO	1
		00000	20-8050318				USMD Inc.	TX	NIA	USMD Holdings, Inc.	Ownership	100.000	UnitedHealth Group Incorporated	NO	
		00000	73-1662757				USMD of Arlington GP, L.L.C.	TX	NIA	MAT-RX DEVELOPMENT, L.L.C.	Ownership	100.000	UnitedHealth Group Incorporated	NO	1
		00000	35-2446102				USMD PPM, LLC	TX	NIA	USMD Inc.	Ownership	100.000	UnitedHealth Group Incorporated	NO	
		00000	87-0757396				Valley Physicians Network, Inc.	CA	NIA	PrimeCare Medical Network, Inc.	Ownership	100.000	UnitedHealth Group Incorporated	NO	

ANNUAL STATEMENT FOR THE YEAR 2021 OF THE Oxford Health Plans (NJ), Inc.

SCHEDULE Y
PART 1A - DETAIL OF INSURANCE HOLDING COMPANY SYSTEM

1	2	3	4	5	6	7	8	9	10	11	12	13	14	15	16
Group Code	Group Name	NAIC Company Code	ID Number	Federal RSSD	CIK	Name of Securities Exchange if Publicly Traded (U.S. or International)	Names of Parent, Subsidiaries Or Affiliates	Domiciliary Location	Relationship to Reporting Entity	Directly Controlled by (Name of Entity/Person)	Type of Control (Ownership, Board, Management, Attorney-in-Fact, Influence, Other)	If Control is Ownership Provide Percentage	Ultimate Controlling Entity(ies)/Person(s)	Is an SCA Filing Required? (Yes/No)	*
		.00000	85-0780051				Vascular Labs of the Rockies ASC, LLC	DE	NIA	SCA-VLR Holdings Company, LLC	Ownership	51.000	UnitedHealth Group Incorporated	NO	
		.00000	81-2820395				Via Vitae MSO, LLC	DE	NIA	OC Cardiology Practice Partners, LLC	Ownership	70.000	UnitedHealth Group Incorporated	NO	
		.00000	98-1443076				Vida Integra S.p.A.	CHL	NIA	Saden S.A.	Ownership	0.000	UnitedHealth Group Incorporated	NO	
		.00000	98-1443076				Vida Integra S.p.A.	CHL	NIA	Banmedica S.A.	Ownership	100.000	UnitedHealth Group Incorporated	NO	
		.00000					Vida Tres S.A.	CHL	NIA	Clínica Dávila y Servicios Médicos S.p.A.	Ownership	0.000	UnitedHealth Group Incorporated	NO	
		.00000					Vida Tres S.A.	CHL	NIA	Banmedica S.A.	Ownership	100.000	UnitedHealth Group Incorporated	NO	
		.00000	85-2278858				Virtua-SCA Holdings II, LLC	DE	NIA	SCA Outside New Jersey, LLC	Ownership	45.000	UnitedHealth Group Incorporated	NO	2
		.00000	47-3247166				Virtua-SCA Holdings, LLC	NJ	NIA	SCA-New Jersey, LLC	Ownership	45.000	UnitedHealth Group Incorporated	NO	2
		.00000	47-4149749				Virtual Therapeutics Corporation	DE	NIA	Optum Labs, LLC	Ownership	5.613	UnitedHealth Group Incorporated	NO	
		.00000	47-4149749				Virtual Therapeutics Corporation	DE	NIA	United HealthCare Services, Inc.	Ownership	36.552	UnitedHealth Group Incorporated	NO	
		.00000	47-4149749				Virtual Therapeutics Corporation	DE	NIA	UnitedHealth Group Ventures, LLC	Ownership	41.670	UnitedHealth Group Incorporated	NO	
		.00000	85-1453387				Vitucci, LCSW, P.C.	IL	NIA	Physician(s) Owned	Influence	0.000	UnitedHealth Group Incorporated	NO	1
		.00000					Vivify Health Canada, Inc.	CAN	NIA	Vivify Health, Inc.	Ownership	100.000	UnitedHealth Group Incorporated	NO	
		.00000	27-1348358				Vivify Health, Inc.	DE	NIA	OptumHealth Care Solutions, LLC	Ownership	100.000	UnitedHealth Group Incorporated	NO	
		.00000	46-1558718				VPay Benefits Corporation	TX	NIA	VPay, Inc.	Ownership	100.000	UnitedHealth Group Incorporated	NO	
		.00000	85-4390422				VPay Intermediate Holdings, LLC	DE	NIA	Optum Financial, Inc.	Ownership	100.000	UnitedHealth Group Incorporated	NO	
		.00000	75-2405220				VPay, Inc.	TX	NIA	VPay Intermediate Holdings, LLC	Ownership	100.000	UnitedHealth Group Incorporated	NO	
		.00000	36-4499777				Walnut Hill Surgery Center, LLC	TX	NIA	Surgical Care Affiliates, LLC	Influence	0.000	UnitedHealth Group Incorporated	NO	
		.00000	36-3469841				Wauwatosa Outpatient Surgery Center, LLC	DE	NIA	Surgery Centers-West Holdings, LLC	Ownership	100.000	UnitedHealth Group Incorporated	NO	
		.00000	36-3469839				Wauwatosa Surgery Center, LLC	DE	NIA	Wauwatosa Outpatient Surgery Center, LLC	Ownership	20.000	UnitedHealth Group Incorporated	NO	2
		.00000	20-5429310				Wayland Square Surgicare Acquisition, L.P.	RI	NIA	Surgery Center Holding, LLC	Ownership	1.000	UnitedHealth Group Incorporated	NO	
		.00000	20-5429310				Wayland Square Surgicare Acquisition, L.P.	RI	NIA	SC Affiliates, LLC	Ownership	99.000	UnitedHealth Group Incorporated	NO	
		.00000	75-2500274				Wayland Square Surgicare GP, Inc.	RI	NIA	Surgery Center Holding, LLC	Ownership	100.000	UnitedHealth Group Incorporated	NO	
		.00000	46-2854394				Waypoint Minnesota PC	MN	NIA	Physician(s) Owned	Influence	0.000	UnitedHealth Group Incorporated	NO	1
		.00000	46-2859426				Waypoint Minnesota Sports PC	MN	NIA	Orthology Inc.	Ownership	100.000	UnitedHealth Group Incorporated	NO	
		.00000	84-2233329				WellMed Florida Medicare ACO, LLC	TX	NIA	WellMed Network of Florida, Inc.	Ownership	100.000	UnitedHealth Group Incorporated	NO	1
		.00000	84-2178104				WellMed Greater Texas Medicare ACO, LLC	TX	NIA	WellMed Networks, Inc.	Ownership	100.000	UnitedHealth Group Incorporated	NO	1
		.00000	74-2574229				WellMed Medical Group, P.A.	TX	NIA	Physician(s) Owned	Influence	0.000	UnitedHealth Group Incorporated	NO	1
		.00000	74-2797745				WellMed Medical Management of Florida, Inc.	FL	NIA	WellMed Medical Management, Inc.	Ownership	100.000	UnitedHealth Group Incorporated	NO	
		.00000	74-2786364				WellMed Medical Management, Inc.	TX	NIA	Collaborative Care Holdings, LLC	Ownership	85.000	UnitedHealth Group Incorporated	NO	
		.00000	35-2314192				WellMed Network of Florida, Inc.	TX	NIA	WellMed Networks, Inc.	Ownership	100.000	UnitedHealth Group Incorporated	NO	1
		.00000	41-2250215				WellMed Networks - DFW, Inc.	TX	NIA	WellMed Networks, Inc.	Ownership	100.000	UnitedHealth Group Incorporated	NO	1
		.00000	74-2889447				WellMed Networks, Inc.	TX	NIA	Physician(s) Owned	Influence	0.000	UnitedHealth Group Incorporated	NO	1
		.00000	92-0183013				WellMed of Las Cruces, Inc.	TX	NIA	WellMed Networks, Inc.	Ownership	100.000	UnitedHealth Group Incorporated	NO	1
		.00000	84-2193803				WellMed Tampa/Orlando Medicare ACO, LLC	TX	NIA	WellMed Network of Florida, Inc.	Ownership	100.000	UnitedHealth Group Incorporated	NO	1
		.00000	84-2219968				WellMed Texas Medicare ACO, LLC	TX	NIA	WellMed Networks, Inc.	Ownership	100.000	UnitedHealth Group Incorporated	NO	1
		.00000	27-2809113				West Coast Endoscopy Holdings, LLC	DE	NIA	SCA Surgery Holdings, LLC	Ownership	100.000	UnitedHealth Group Incorporated	NO	
		.00000	06-1521999				Western Connecticut Orthopedic Surgical Center, LLC	CT	NIA	SCA-Western Connecticut, LLC	Ownership	58.911	UnitedHealth Group Incorporated	NO	
		.00000	47-4468184				Westgreen Surgical Center, LLC	TX	NIA	SCA Westgreen Holdings, LLC	Ownership	51.001	UnitedHealth Group Incorporated	NO	
		.00000	85-3312235				WestHealth JV Holdings, LLC	DE	NIA	SCA West Health Holdings, LLC	Ownership	30.000	UnitedHealth Group Incorporated	NO	2
		.00000	37-1763155				WestHealth Surgery Center, LLC	MN	NIA	WestHealth JV Holdings, LLC	Ownership	51.000	UnitedHealth Group Incorporated	NO	2
		.00000	45-0636596				WESTMED Practice Partners LLC	DE	NIA	Collaborative Care Holdings, LLC	Ownership	100.000	UnitedHealth Group Incorporated	NO	
		.00000	27-4816583				Wilson Creek Surgical Center, LLC	TX	NIA	Surgical Care Affiliates, LLC	Influence	0.000	UnitedHealth Group Incorporated	NO	
		.00000	46-5548304				Winchester Endoscopy, LLC	IL	NIA	SCA-Winchester, LLC	Ownership	51.000	UnitedHealth Group Incorporated	NO	
		.00000	45-2158334				WIND Medical, PLLC	TX	NIA	WellMed Networks, Inc.	Ownership	100.000	UnitedHealth Group Incorporated	NO	1
		.00000	85-3366699				Woodbury Surgery Center, LLC	MN	NIA	SCA Woodbury Holdings, LLC	Ownership	51.000	UnitedHealth Group Incorporated	NO	2
		.00000	45-4281054				XAS Infusion Suites, Inc.	TX	NIA	Diplomat Pharmacy, Inc.	Ownership	100.000	UnitedHealth Group Incorporated	NO	
		.00000	52-2102846				XLHealth Corporation	MD	NIA	United HealthCare Services, Inc.	Ownership	100.000	UnitedHealth Group Incorporated	NO	
		.00000	98-1107695				XLHealth Corporation India Private Limited	IND	NIA	XLHealth Corporation	Ownership	99.998	UnitedHealth Group Incorporated	NO	
		.00000	98-1107695				XLHealth Corporation India Private Limited	IND	NIA	UnitedHealth International, Inc.	Ownership	0.002	UnitedHealth Group Incorporated	NO	
		.00000	46-3537245				XLHome Michigan, P.C.	MI	NIA	Physician(s) Owned	Influence	0.000	UnitedHealth Group Incorporated	NO	1
		.00000	45-5530241				XLHome Northeast, P.C.	NJ	NIA	Physician(s) Owned	Influence	0.000	UnitedHealth Group Incorporated	NO	1
		.00000	46-2931689				XLHome Oklahoma, Inc.	OK	NIA	Physician(s) Owned	Influence	0.000	UnitedHealth Group Incorporated	NO	1

ANNUAL STATEMENT FOR THE YEAR 2021 OF THE Oxford Health Plans (NJ), Inc.

SCHEDULE Y

PART 1A - DETAIL OF INSURANCE HOLDING COMPANY SYSTEM

1	2	3	4	5	6	7	8	9	10	11	12	13	14	15	16
Group Code	Group Name	NAIC Company Code	ID Number	Federal RSSD	CIK	Name of Securities Exchange if Publicly Traded (U.S. or International)	Names of Parent, Subsidiaries Or Affiliates	Domiciliary Location	Relationship to Reporting Entity	Directly Controlled by (Name of Entity/Person)	Type of Control (Ownership, Board, Management, Attorney-in-Fact, Influence, Other)	If Control is Ownership Provide Percentage	Ultimate Controlling Entity(ies)/Person(s)	Is an SCA Filing Required? (Yes/No)	*
		00000	27-3543997				XLHome, P.C.	MD	NIA	Physician(s) Owned	Influence	0.000	UnitedHealth Group Incorporated	NO	1

Asterisk	Explanation
1	Represents a physician or physicians' owned entity (with respect to the ultimate controlling entity), where the entity is deemed to be influenced by the ultimate controlling entity.
2	Represents a minority-owned entity (with respect to the controlling entity), where the entity is deemed to be influenced by the ultimate controlling entity.

ANNUAL STATEMENT FOR THE YEAR 2021 OF THE Oxford Health Plans (NJ), Inc.

SCHEDULE Y

PART 2 - SUMMARY OF INSURER'S TRANSACTIONS WITH ANY AFFILIATES

1	2	3	4	5	6	7	8	9	10	11	12	13
NAIC Company Code	ID Number	Names of Insurers and Parent, Subsidiaries or Affiliates	Shareholder Dividends	Capital Contributions	Purchases, Sales or Exchanges of Loans, Securities, Real Estate, Mortgage Loans or Other Investments	Income/ (Disbursements) Incurred in Connection with Guarantees or Undertakings for the Benefit of any Affiliate(s)	Management Agreements and Service Contracts	Income/ (Disbursements) Incurred Under Reinsurance Agreements	*	Any Other Material Activity Not in the Ordinary Course of the Insurer's Business	Totals	Reinsurance Recoverable/ (Payable) on Losses and/or Reserve Credit Taken/(Liability)
	45-2402948	4C Medical Group, PLC	.0	.0	.0	.0	1,607,304	.0		.0	1,607,304	.0
	22-3149900	A.G. Dikengil, Inc.	.0	.0	.0	.0	338,478	.0		.0	338,478	.0
	47-5519672	AbleTo Behavioral Health Services, P.C.	.0	.0	.0	.0	12,972,223	.0		.0	12,972,223	.0
	41-1913523	ACN Group IPA of New York, Inc.	.0	.0	.0	.0	887,150	.0		.0	887,150	.0
	27-0015861	ACN Group of California, Inc.	(6,000,000)	.0	.0	.0	9,087,486	.0		.0	3,087,486	.0
	20-1310827	Advanced Surgery Center of Clifton, LLC	.0	.0	.0	.0	57,393	.0		.0	57,393	.0
	47-5144859	Advanced Surgical Center, LLC	.0	.0	.0	.0	246,015	.0		.0	246,015	.0
	26-4093335	Advanced Surgical Hospital, LLC	.0	.0	.0	.0	764,834	.0		.0	764,834	.0
	47-5337115	Advocate Condell Ambulatory Surgery Center, LLC	.0	.0	.0	.0	426,197	.0		.0	426,197	.0
	36-4437931	Advocate Southwest Ambulatory Surgery Center, LLC	.0	.0	.0	.0	570,122	.0		.0	570,122	.0
	35-2109566	AHN Central Services, LLC	.0	.0	.0	.0	6,310,002	.0		.0	6,310,002	.0
82406	35-1665915	All Savers Insurance Company	.0	250,000,000	.0	.0	(168,782,338)	.0		.0	81,217,662	.0
73130	35-1744596	All Savers Life Insurance Company of California	.0	.0	.0	.0	(91,028)	.0		.0	(91,028)	.0
	27-1367127	Alliance Surgical Center, LLC	.0	.0	.0	.0	502,420	.0		.0	502,420	.0
	63-1231942	Aloha Surgical Center, LLC	.0	.0	.0	.0	126,687	.0		.0	126,687	.0
	45-4770582	American Health Network of Indiana Care Organization, LLC	.0	.0	.0	.0	264,144,507	.0		.0	264,144,507	.0
	35-2108729	American Health Network of Indiana, LLC	.0	.0	.0	.0	(1,122,957)	.0		.0	(1,122,957)	.0
	31-1424957	American Health Network of Ohio, LLC	.0	.0	.0	.0	932,749	.0		.0	932,749	.0
	54-1743136	AmeriChoice Corporation	141,000,000	.0	.0	.0	.0	.0		.0	141,000,000	.0
95497	22-3368602	AmeriChoice of New Jersey, Inc.	(76,000,000)	.0	.0	.0	(542,827,866)	.0		.0	(618,827,866)	.0
	82-4763728	Anne Arundel-SCA Surgicenter, LLC	.0	.0	.0	.0	791,502	.0		.0	791,502	.0
	33-0845269	AppleCare Medical Group St. Francis, Inc.	.0	.0	.0	.0	3,290,754	.0		.0	3,290,754	.0
	33-0898174	AppleCare Medical Group, Inc.	.0	.0	.0	.0	25,504,949	.0		.0	25,504,949	.0
	75-2285078	Arcadia Outpatient Surgery Center, L.P.	.0	.0	.0	.0	181,626	.0		.0	181,626	.0
	86-0813232	Arizona Physicians IPA, Inc.	(125,000,000)	.0	.0	.0	(1,372,825,612)	.0		.0	(1,497,825,612)	.0
	75-2055800	Arlington Surgery Center, LLC	.0	.0	.0	.0	494,654	.0		.0	494,654	.0
	72-1097827	B.R.A.S.S. Partnership in Commendam	.0	.0	.0	.0	255,559	.0		.0	255,559	.0
	33-0645967	Beaver Medical Group, P.C.	.0	.0	.0	.0	1,413,934	.0		.0	1,413,934	.0
	88-0267857	Behavioral Healthcare Options, Inc.	.0	.0	.0	.0	7,654,650	.0		.0	7,654,650	.0
	22-2848531	Bergen-Passaic Cataract Laser and Surgery Center, LLC	.0	.0	.0	.0	812,640	.0		.0	812,640	.0
	22-3858211	Bexar Imaging Center, LLC	.0	.0	.0	.0	38,314	.0		.0	38,314	.0
	63-0984076	Birmingham Outpatient Surgery Center, Ltd.	.0	.0	.0	.0	1,391,265	.0		.0	1,391,265	.0
	47-4758895	Bloomfield ASC, LLC	.0	.0	.0	.0	1,211,252	.0		.0	1,211,252	.0
	62-1530122	Blue Ridge Day Surgery Center, L.P.	.0	.0	.0	.0	806,663	.0		.0	806,663	.0
	65-0241934	Boca Raton Outpatient Surgery & Laser Center, LTD.	.0	.0	.0	.0	1,029,906	.0		.0	1,029,906	.0
	27-3955254	Capital City Medical Group, L.L.C.	.0	.0	.0	.0	89,372	.0		.0	89,372	.0

ANNUAL STATEMENT FOR THE YEAR 2021 OF THE Oxford Health Plans (NJ), Inc.

SCHEDULE Y

PART 2 - SUMMARY OF INSURER'S TRANSACTIONS WITH ANY AFFILIATES

1	2	3	4	5	6	7	8	9	10	11	12	13
NAIC Company Code	ID Number	Names of Insurers and Parent, Subsidiaries or Affiliates	Shareholder Dividends	Capital Contributions	Purchases, Sales or Exchanges of Loans, Securities, Real Estate, Mortgage Loans or Other Investments	Income/ (Disbursements) Incurred in Connection with Guarantees or Undertakings for the Benefit of any Affiliate(s)	Management Agreements and Service Contracts	Income/ (Disbursements) Incurred Under Reinsurance Agreements	*	Any Other Material Activity Not in the Ordinary Course of the Insurer's Business	Totals	Reinsurance Recoverable/ (Payable) on Losses and/or Reserve Credit Taken/(Liability)
12558	45-4976934	Care Improvement Plus of Texas Insurance Company	(50,000,000)	0	0	0	(596,298,242)	0		0	(646,298,242)	0
12567	20-3888112	Care Improvement Plus South Central Insurance Company	0	0	0	0	(700,231,331)	0		0	(700,231,331)	0
14041	27-5038136	Care Improvement Plus Wisconsin Insurance Company	0	65,000,000	0	0	(312,266,909)	0		0	(247,266,909)	0
	13-3544120	CareMount Medical, P.C.	0	0	0	0	53,226,601	0		0	53,226,601	0
	82-5207935	Castle Rock SurgiCenter, LLC	0	0	0	0	260,511	0		0	260,511	0
	82-1715584	CCEC Anesthesia Management, LLC	0	0	0	0	85,213	0		0	85,213	0
	27-2533497	Cedar Park Surgery Center, LLC	0	0	0	0	227,693	0		0	227,693	0
	85-3324771	Center for Restorative Surgery at Maple Grove, LLC	0	0	0	0	45,259	0		0	45,259	0
	33-0483510	Centers for Family Medicine, GP	0	0	0	0	674,872	0		0	674,872	0
42765	42-1194107	Centurion Casualty Company	0	2,400,000	0	0	(47,820)	0		0	2,352,180	0
	58-1709761	Charleston Surgery Center Limited Partnership	0	0	0	0	902,086	0		0	902,086	0
	56-1449531	Charlotte Surgery Center, LLC	0	0	0	0	2,250,370	0		0	2,250,370	0
	82-4075002	Chatham Orthopaedic ASC, LLC	0	0	0	0	694,609	0		0	694,609	0
	26-2389638	Childrens Surgery Center LLC	0	0	0	0	513,223	0		0	513,223	0
	62-1510209	Citrus Regional Surgery Center, L.P.	0	0	0	0	354,741	0		0	354,741	0
	20-3742012	Cleburne Surgical Center, LLC	0	0	0	0	554,219	0		0	554,219	0
	20-2236024	Clinton Partners, LLC	0	0	0	0	157,217	0		0	157,217	0
	27-2337487	Collaborative Care Services, Inc.	0	0	0	0	6,487,588	0		0	6,487,588	0
	83-1529015	Colonial Outpatient Surgery Center, LLC	0	0	0	0	895,217	0		0	895,217	0
	06-1592173	Connecticut Surgery Center, Limited Partnership	0	0	0	0	682,520	0		0	682,520	0
	20-2595593	Corpus Christi Endoscopy Center, L.L.P.	0	0	0	0	247,985	0		0	247,985	0
	63-1263704	Danbury Surgical Center, L.P.	0	0	0	0	900,446	0		0	900,446	0
	11-2811353	Day-OP Center Of Long Island Inc.	0	0	0	0	312,025	0		0	312,025	0
	52-1811176	DBP Services of New York IPA, Inc.	0	0	0	0	1,191,301	0		0	1,191,301	0
	52-1452809	Dental Benefit Providers of California, Inc.	(6,000,000)	0	0	0	(15,282,498)	0		0	(21,282,498)	0
52053	36-4008355	Dental Benefit Providers of Illinois, Inc.	0	0	0	0	2,132	0		0	2,132	0
	41-2014834	Dental Benefit Providers, Inc.	7,100,000	0	0	0	259,114,176	0		0	266,214,176	0
	47-0926556	Denton Surgery Center, LLC	0	0	0	0	724,923	0		0	724,923	0
	82-1436601	Derry Surgical Center, LLC	0	0	0	0	52,397	0		0	52,397	0
	33-0292435	Digestive Disease Center, L.P.	0	0	0	0	219,500	0		0	219,500	0
	82-5264853	Dry Creek Surgery Center, LLC	0	0	0	0	514,402	0		0	514,402	0
	82-5181311	DTC Surgery Center, LLC	0	0	0	0	782,788	0		0	782,788	0
	27-2103713	Dublin Surgery Center, LLC	0	0	0	0	219,828	0		0	219,828	0
	82-0668583	Duluth Surgical Suites, LLC	0	0	0	0	103,928	0		0	103,928	0
	04-3106404	Durable Medical Equipment, Inc.	0	0	0	0	30,837	0		0	30,837	0
	59-3625966	DWIC of Tampa Bay, Inc.	0	0	0	0	3,140,607	0		0	3,140,607	0

ANNUAL STATEMENT FOR THE YEAR 2021 OF THE Oxford Health Plans (NJ), Inc.

SCHEDULE Y

PART 2 - SUMMARY OF INSURER'S TRANSACTIONS WITH ANY AFFILIATES

1	2	3	4	5	6	7	8	9	10	11	12	13
NAIC Company Code	ID Number	Names of Insurers and Parent, Subsidiaries or Affiliates	Shareholder Dividends	Capital Contributions	Purchases, Sales or Exchanges of Loans, Securities, Real Estate, Mortgage Loans or Other Investments	Income/ (Disbursements) Incurred in Connection with Guarantees or Undertakings for the Benefit of any Affiliate(s)	Management Agreements and Service Contracts	Income/ (Disbursements) Incurred Under Reinsurance Agreements	*	Any Other Material Activity Not in the Ordinary Course of the Insurer's Business	Totals	Reinsurance Recoverable/ (Payable) on Losses and/or Reserve Credit Taken/(Liability)
	59-3705426	E Street Endoscopy, LLC	0	0	0	0	255,084	0		0	255,084	0
	95-4660712	Ear Professionals International Corporation	0	0	0	0	155,512,583	0		0	155,512,583	0
	02-0593133	East Brunswick Surgery Center, LLC	0	0	0	0	102,238	0		0	102,238	0
	33-0181426	Empire Physicians' Medical Group, Inc.	0	0	0	0	30,191,722	0		0	30,191,722	0
89087	75-1617708	Enterprise Life Insurance Company	(24,000,000)	0	0	0	5,505,089	21,771,959		0	3,277,048	(54,444,043)
	27-2767291	EPIC Health Plan	0	0	0	0	179,668,720	0		0	179,668,720	0
	20-0087132	Excelsior Insurance Brokerage, Inc.	0	0	0	0	25,311	0		0	25,311	0
	30-0701899	Executive Surgery Center, L.L.C.	0	0	0	0	438,191	0		0	438,191	0
	27-0927202	Eye Specialists Surgery Centers LLC	0	0	0	0	231,389	0		0	231,389	0
	88-0223385	Family Health Care Services	0	0	0	0	6,156,670	0		0	6,156,670	0
	88-0257036	Family Home Hospice, Inc.	0	0	0	0	838,948	0		0	838,948	0
	82-2929226	First Coast Orthopedic Center, LLC	0	0	0	0	599,205	0		0	599,205	0
	47-2066485	First Hill Surgery Center, LLC	0	0	0	0	840,135	0		0	840,135	0
	62-1551098	Florence Surgery Center, L.P.	0	0	0	0	155,051	0		0	155,051	0
	77-0368346	Fort Worth Endoscopy Centers, LLC	0	0	0	0	1,294,255	0		0	1,294,255	0
	68-0499459	Foundation Surgery Affiliate of Huntingdon Valley, L.P.	0	0	0	0	391,977	0		0	391,977	0
	20-3412606	Franklin Surgical Center LLC	0	0	0	0	378,724	0		0	378,724	0
62324	61-1096685	Freedom Life Insurance Company of America	(73,000,000)	0	0	0	(105,294,036)	(22,295,857)		0	(200,589,893)	54,726,716
	52-2230470	FrontierMEDEX, Inc.	0	0	0	0	234,100	0		0	234,100	0
	62-1488653	Gadsden Surgery Center, Ltd.	0	0	0	0	50,343	0		0	50,343	0
	65-1025514	Gladius Surgery Center, L.L.C.	0	0	0	0	414,433	0		0	414,433	0
	47-3495605	GLBESC, LLC	0	0	0	0	792,338	0		0	792,338	0
	33-0595220	Glenwood Surgical Center, L.P.	0	0	0	0	131,529	0		0	131,529	0
	37-0855360	Golden Rule Financial Corporation	180,000,000	(250,000,000)	0	0	0	0		0	(70,000,000)	0
62286	37-6028756	Golden Rule Insurance Company	(130,000,000)	0	0	0	(401,931,070)	0		0	(531,931,070)	0
	33-0529450	Golden Triangle Surgicenter, L.P.	0	0	0	0	116,416	0		0	116,416	0
	52-1597483	Grandview Surgery Center, LTD.	0	0	0	0	102,154	0		0	102,154	0
	93-1237063	Grants Pass Surgery Center, LLC	0	0	0	0	37,916	0		0	37,916	0
	81-4648930	Greater New Haven ASC, LLC	0	0	0	0	462,770	0		0	462,770	0
	27-2337725	Greater Phoenix Collaborative Care, P.C.	0	0	0	0	1,570,231	0		0	1,570,231	0
	36-4053840	Greensboro Specialty Surgery Center, LLC	0	0	0	0	1,223,796	0		0	1,223,796	0
	74-2411643	Greenville Surgery Center, LLC	0	0	0	0	366,783	0		0	366,783	0
	85-3346468	Greenway Surgical Suites, LLC	0	0	0	0	173,433	0		0	173,433	0
	33-0749339	Grossmont Surgery Center, L.P.	0	0	0	0	67,837	0		0	67,837	0
	01-0619096	Grove Place Surgery Center, L.L.C.	0	0	0	0	441,218	0		0	441,218	0
	98-0213198	H&W Indemnity (SPC), Ltd.	0	0	0	0	0	(3,546,591)		0	(3,546,591)	18,381,002
79480	35-1279304	Harken Health Insurance Company	0	49,000,000	0	0	(544,283,577)	0		0	(495,283,577)	0
	26-3234725	Harrison Endo Surgical Center, LLC	0	0	0	0	36,207	0		0	36,207	0
	58-2065044	Hawthorn Place Outpatient Surgery Center, L.P.	0	0	0	0	762,455	0		0	762,455	0
	27-4579547	Hays Surgery Center, LLC	0	0	0	0	224,349	0		0	224,349	0

42.2

ANNUAL STATEMENT FOR THE YEAR 2021 OF THE Oxford Health Plans (NJ), Inc.

SCHEDULE Y

PART 2 - SUMMARY OF INSURER'S TRANSACTIONS WITH ANY AFFILIATES

1	2	3	4	5	6	7	8	9	10	11	12	13
NAIC Company Code	ID Number	Names of Insurers and Parent, Subsidiaries or Affiliates	Shareholder Dividends	Capital Contributions	Purchases, Sales or Exchanges of Loans, Securities, Real Estate, Mortgage Loans or Other Investments	Income/ (Disbursements) Incurred in Connection with Guarantees or Undertakings for the Benefit of any Affiliate(s)	Management Agreements and Service Contracts	Income/ (Disbursements) Incurred Under Reinsurance Agreements	*	Any Other Material Activity Not in the Ordinary Course of the Insurer's Business	Totals	Reinsurance Recoverable/ (Payable) on Losses and/or Reserve Credit Taken/(Liability)
96342	88-0201035	Health Plan of Nevada, Inc.	(150,000,000)	0	0	0	(755,614,330)	(864,499)		0	(906,478,829)	216,678
	95-4526112	HealthCare Partners Affiliates Medical Group	0	0	0	0	2,661,593	0		0	2,661,593	0
	26-4247365	HealthCare Partners ASC-HB, LLC	0	0	0	0	37,146	0		0	37,146	0
	95-4628842	HealthCare Partners ASC-LB, LLC	0	0	0	0	38,444	0		0	38,444	0
	20-3349887	HealthEast Surgery Center-Maplewood, LLC	0	0	0	0	272,131	0		0	272,131	0
	47-2570595	HealthMarkets Group, Inc.	76,000,000	0	0	0	0	0		0	76,000,000	0
	27-0277771	HealthMarkets Insurance Agency, Inc.	0	0	0	0	68,976,522	0		0	68,976,522	0
	46-1131431	HealthMarkets Services, Inc.	0	0	0	0	(103,566)	0		0	(103,566)	0
00000	45-2548158	Healthplex Dental Services, Inc.	0	0	0	0	(10,816)	0		0	(10,816)	0
11172	11-3469326	Healthplex Insurance Company	0	13,500,000	0	0	229,620	0		0	13,729,620	0
12830	20-5343824	Healthplex of NJ, Inc.	0	0	0	0	(59)	0		0	(59)	0
	11-2714365	Healthplex, Inc.	0	0	0	0	106,433	0		0	106,433	0
	84-1472832	Highlands Ranch Healthcare, LLC	0	0	0	0	147,487	0		0	147,487	0
	74-2758644	Homecare Dimensions, Inc.	0	0	0	0	312,905	0		0	312,905	0
	33-0018673	Inland Surgery Center, L.P.	0	0	0	0	218,910	0		0	218,910	0
	47-5640889	INOV8 Surgical at Memorial City, LLC	0	0	0	0	621,776	0		0	621,776	0
11173	22-2321226	International Healthcare Services, Inc.	0	0	0	0	(469,944)	0		0	(469,944)	0
	74-2544709	Joliet Surgery Center Limited Partnership	0	0	0	0	516,890	0		0	516,890	0
	46-3015502	Landmark Health, LLC	0	0	0	0	2,991,535	0		0	2,991,535	0
	85-0997438	Landmark Medical of Arkansas, P.A.	0	0	0	0	1,567,870	0		0	1,567,870	0
	81-5364097	Landmark Medical of Massachusetts, PLLC	0	0	0	0	2,567,411	0		0	2,567,411	0
	47-1588943	Landmark Medical, P.C.	0	0	0	0	8,360,552	0		0	8,360,552	0
	61-1028180	Lexington Surgery Center, Ltd.	0	0	0	0	579,901	0		0	579,901	0
	36-3468942	LGH-A/Golf ASTC, L.L.C.	0	0	0	0	354,547	0		0	354,547	0
	27-2309024	LifePrint Health, Inc.	0	0	0	0	5,278,840,926	0		0	5,278,840,926	0
	51-0277181	Limestone Medical Center, LLC	0	0	0	0	229,493	0		0	229,493	0
	62-1179566	Louisville S.C., Ltd.	0	0	0	0	353,153	0		0	353,153	0
	36-4119522	Loyola Ambulatory Surgery Center at Oakbrook, L.P.	0	0	0	0	49,476	0		0	49,476	0
	02-0749532	Lutheran Campus ASC, LLC	0	0	0	0	892,947	0		0	892,947	0
	20-2547795	Main Line Spine Surgery Center, LLC	0	0	0	0	214,186	0		0	214,186	0
60321	52-1803283	MAMSI Life and Health Insurance Company	0	0	0	0	(46,892,648)	0		0	(46,892,648)	0
52014	65-0303864	Managed Care of North America, Inc.	0	0	0	0	17,560,393	0		0	17,560,393	0
	95-4874334	March Vision Care Group, Incorporated	0	0	0	0	33,919,106	0		0	33,919,106	0
	27-3115058	March Vision Care IPA, Inc.	0	0	0	0	229,989	0		0	229,989	0
	94-3377073	Marin Health Ventures, LLC	0	0	0	0	612,226	0		0	612,226	0
	20-0815305	Massachusetts Avenue Surgery Center, LLC	0	0	0	0	653,328	0		0	653,328	0
	62-1600267	McKenzie Surgery Center, L.P.	0	0	0	0	355,378	0		0	355,378	0
	45-2542951	MCNA Health Care Holdings, LLC	0	0	0	0	16,640,926	0		0	16,640,926	0
14063	52-2459969	MCNA Insurance Company	0	0	0	0	(84,614,215)	0		0	(84,614,215)	0
	45-3641822	MCNA Systems Corp.	0	0	0	0	37,265,346	0		0	37,265,346	0
96310	52-1169135	MD-Individual Practice Association, Inc.	(25,000,000)	0	0	0	(60,610,654)	(194,650)		0	(85,805,304)	0

ANNUAL STATEMENT FOR THE YEAR 2021 OF THE Oxford Health Plans (NJ), Inc.

SCHEDULE Y

PART 2 - SUMMARY OF INSURER'S TRANSACTIONS WITH ANY AFFILIATES

1	2	3	4	5	6	7	8	9	10	11	12	13
NAIC Company Code	ID Number	Names of Insurers and Parent, Subsidiaries or Affiliates	Shareholder Dividends	Capital Contributions	Purchases, Sales or Exchanges of Loans, Securities, Real Estate, Mortgage Loans or Other Investments	Income/ (Disbursements) Incurred in Connection with Guarantees or Undertakings for the Benefit of any Affiliate(s)	Management Agreements and Service Contracts	Income/ (Disbursements) Incurred Under Reinsurance Agreements	*	Any Other Material Activity Not in the Ordinary Course of the Insurer's Business	Totals	Reinsurance Recoverable/ (Payable) on Losses and/or Reserve Credit Taken/(Liability)
	81-0936574	ME Urgent Care Nebraska, Inc.	0	0	0	0	326,815	0		0	326,815	0
	45-5388778	MedExpress Urgent Care – New Jersey, P.C.	0	0	0	0	1,195,728	0		0	1,195,728	0
	83-2089623	MedExpress Urgent Care – Northern New Jersey PC	0	0	0	0	1,369,053	0		0	1,369,053	0
	46-4348120	MedExpress Urgent Care Arkansas, P.A.	0	0	0	0	1,521,123	0		0	1,521,123	0
	82-0930142	MedExpress Urgent Care California, P.C.	0	0	0	0	62,058	0		0	62,058	0
	81-1956812	MedExpress Urgent Care Connecticut, P.C.	0	0	0	0	317,745	0		0	317,745	0
	47-4308614	MedExpress Urgent Care Illinois, P.C.	0	0	0	0	556,826	0		0	556,826	0
	47-1919283	MedExpress Urgent Care Kansas, P.A.	0	0	0	0	646,004	0		0	646,004	0
	81-1125396	MedExpress Urgent Care Minnesota P.C.	0	0	0	0	120,708	0		0	120,708	0
	81-5138747	MedExpress Urgent Care North Carolina, P.C.	0	0	0	0	304,207	0		0	304,207	0
	20-2545363	MedExpress Urgent Care of Boynton Beach, LLC	0	0	0	0	1,202,579	0		0	1,202,579	0
	47-5147441	MedExpress Urgent Care Texas, P.A.	0	0	0	0	523,771	0		0	523,771	0
	26-4546400	MedExpress Urgent Care, Inc. – West Virginia	0	0	0	0	1,109,161	0		0	1,109,161	0
	90-0929572	MedExpress Urgent Care, P.C. – Indiana	0	0	0	0	446,885	0		0	446,885	0
	45-3461101	MedExpress Urgent Care, P.C. – Maryland	0	0	0	0	639,604	0		0	639,604	0
	47-1857908	MedExpress Urgent Care, P.C. – Massachusetts	0	0	0	0	267,076	0		0	267,076	0
	46-4793937	MedExpress Urgent Care, P.C. – Michigan	0	0	0	0	605,288	0		0	605,288	0
	47-1824365	MedExpress Urgent Care, P.C. – Oklahoma	0	0	0	0	135,159	0		0	135,159	0
	26-3750502	MedExpress Urgent Care, P.C. – Pennsylvania	0	0	0	0	4,808,466	0		0	4,808,466	0
	45-3123110	MedExpress Urgent Care, P.C. – Virginia	0	0	0	0	1,959,557	0		0	1,959,557	0
	45-5436856	MedExpress, Inc. – Delaware	0	0	0	0	181,539	0		0	181,539	0
	75-2566987	Medical Clinic of North Texas PLLC	0	0	0	0	6,277,072	0		0	6,277,072	0
	58-2101921	Melbourne Surgery Center, LLC	0	0	0	0	331,904	0		0	331,904	0
	37-1782795	Memorial Houston Surgery Center, LLC	0	0	0	0	536,711	0		0	536,711	0
	26-1394069	MemorialCare Surgical Center at Orange Coast, LLC	0	0	0	0	1,450,405	0		0	1,450,405	0
	20-3678259	MemorialCare Surgical Center at Saddleback, LLC	0	0	0	0	1,355,488	0		0	1,355,488	0
	36-4600281	Miami Surgery Center, LLC	0	0	0	0	1,260,822	0		0	1,260,822	0
	20-3345412	Midlands Orthopaedics Surgery Center, LLC	0	0	0	0	1,047,631	0		0	1,047,631	0
	20-8103522	Midwest Center for Day Surgery, LLC	0	0	0	0	230,679	0		0	230,679	0
66087	62-0724538	Mid-West National Life Insurance Company of Tennessee	0	0	0	0	(15,144,118)	(399,406)		0	(15,543,524)	1,813,682
	83-0543458	Mile High SurgiCenter, LLC	0	0	0	0	1,286,188	0		0	1,286,188	0
	30-0445773	Mobile Medical Services, P.C.	0	0	0	0	1,371,058	0		0	1,371,058	0
	63-0883553	Mobile-SC, LTD.	0	0	0	0	603,028	0		0	603,028	0

ANNUAL STATEMENT FOR THE YEAR 2021 OF THE Oxford Health Plans (NJ), Inc.

SCHEDULE Y

PART 2 - SUMMARY OF INSURER'S TRANSACTIONS WITH ANY AFFILIATES

1	2	3	4	5	6	7	8	9	10	11	12	13
NAIC Company Code	ID Number	Names of Insurers and Parent, Subsidiaries or Affiliates	Shareholder Dividends	Capital Contributions	Purchases, Sales or Exchanges of Loans, Securities, Real Estate, Mortgage Loans or Other Investments	Income/ (Disbursements) Incurred in Connection with Guarantees or Undertakings for the Benefit of any Affiliate(s)	Management Agreements and Service Contracts	Income/ (Disbursements) Incurred Under Reinsurance Agreements	*	Any Other Material Activity Not in the Ordinary Course of the Insurer's Business	Totals	Reinsurance Recoverable/ (Payable) on Losses and/or Reserve Credit Taken/(Liability)
	22-3935634	Monarch Health Plan, Inc.	0	0	0	0	98,185,202	0		0	98,185,202	0
	33-0587660	Monarch HealthCare, A Medical Group, Inc.	0	0	0	0	93,337,366	0		0	93,337,366	0
	52-1401868	Montgomery Surgery Center Limited Partnership	0	0	0	0	327,099	0		0	327,099	0
	26-3513595	Morris County Surgical Center, LLC	0	0	0	0	268,538	0		0	268,538	0
	45-4450466	Murrells Inlet ASC, LLC	0	0	0	0	600,043	0		0	600,043	0
98205	73-1187572	National Foundation Life Insurance Company	(23,000,000)	0	0	0	(11,561,701)	523,898		0	(34,037,803)	(282,673)
95251	76-0196559	National Pacific Dental, Inc.	(1,100,000)	0	0	0	(716,625)	0		0	(1,816,625)	0
	36-4719151	naviHealth, Inc.	0	0	0	0	2,206,131,283	0		0	2,206,131,283	0
95123	65-0996107	Neighborhood Health Partnership, Inc.	(19,000,000)	0	0	0	(219,884,163)	0		0	(238,884,163)	0
95758	88-0228572	Nevada Pacific Dental	0	0	0	0	(328,108)	0		0	(328,108)	0
	72-1267232	New Orleans Regional Physician Hospital Organization, L.L.C.	0	0	0	0	1,230,587,881	0		0	1,230,587,881	0
	84-1250135	New West Physicians, Inc.	0	0	0	0	15,134,632	0		0	15,134,632	0
	27-2248103	North Dallas Surgical Center, LLC	0	0	0	0	573,122	0		0	573,122	0
	91-1276412	North Kitsap Ambulatory Surgery Center, LLC	0	0	0	0	292,479	0		0	292,479	0
	63-1240726	Northern Rockies Surgery Center, L.P.	0	0	0	0	77,106	0		0	77,106	0
	45-5055997	Northwest Spine and Laser Surgery Center LLC	0	0	0	0	725,045	0		0	725,045	0
	75-2494046	Northwest Surgicare, Ltd., an Illinois Limited Partnership	0	0	0	0	225,415	0		0	225,415	0
	61-1855159	NPN IPA Washington, PLLC	0	0	0	0	1,457,048	0		0	1,457,048	0
	26-1914835	Ophthalmology Surgery Center of Dallas, LLC	0	0	0	0	2,824,237	0		0	2,824,237	0
96940	52-1518174	Optimum Choice, Inc.	(15,000,000)	0	0	0	(74,020,169)	(283,886)		0	(89,304,055)	0
	45-3143218	Optum Care Networks, Inc.	0	0	0	0	294,468,324	0		0	294,468,324	0
	46-2385459	Optum Health Plan of California	0	0	0	0	733,719,281	0		0	733,719,281	0
69647	31-0628424	Optum Insurance of Ohio, Inc.	(55,000,000)	0	0	0	(9,042,299)	0		0	(64,042,299)	0
	30-0826311	Optum Medical Services of California, P.C.	0	0	0	0	5,043,308	0		0	5,043,308	0
	45-3866363	Optum Medical Services, P.C.	0	0	0	0	6,029,211	0		0	6,029,211	0
11068	30-0029448	Optum Networks of New Jersey, Inc.	0	5,000,000	0	0	146,488,365	0		0	151,488,365	0
	58-2205984	Optum Women's and Children's Health, LLC	0	0	0	0	7,407,790	0		0	7,407,790	0
	47-1422097	OptumCare Clinical Trials, LLC	0	0	0	0	203,142	0		0	203,142	0
	35-2597463	OptumCare Colorado ASC, LLC	0	0	0	0	62,524	0		0	62,524	0
	47-2218380	OptumCare Colorado Springs, LLC	0	0	0	0	6,421,715	0		0	6,421,715	0
	26-1508741	OptumCare Endoscopy Center New Mexico, LLC	0	0	0	0	34,803	0		0	34,803	0
	87-0408859	OptumCare Florida, LLC	0	0	0	0	643,844	0		0	643,844	0
	20-4043287	OptumCare New Mexico, LLC	0	0	0	0	86,553,128	0		0	86,553,128	0
	13-4138668	OptumCare New York IPA, Inc.	0	0	0	0	40,307,120	0		0	40,307,120	0

42.5

ANNUAL STATEMENT FOR THE YEAR 2021 OF THE Oxford Health Plans (NJ), Inc.

SCHEDULE Y

PART 2 - SUMMARY OF INSURER'S TRANSACTIONS WITH ANY AFFILIATES

1	2	3	4	5	6	7	8	9	10	11	12	13
NAIC Company Code	ID Number	Names of Insurers and Parent, Subsidiaries or Affiliates	Shareholder Dividends	Capital Contributions	Purchases, Sales or Exchanges of Loans, Securities, Real Estate, Mortgage Loans or Other Investments	Income/ (Disbursements) Incurred in Connection with Guarantees or Undertakings for the Benefit of any Affiliate(s)	Management Agreements and Service Contracts	Income/ (Disbursements) Incurred Under Reinsurance Agreements	*	Any Other Material Activity Not in the Ordinary Course of the Insurer's Business	Totals	Reinsurance Recoverable/ (Payable) on Losses and/or Reserve Credit Taken/(Liability)
	93-1306308	OptumCare Portland, LLC	0	0	0	0	200,926	0		0	200,926	0
	45-3462809	OptumCare South Florida, LLC	0	0	0	0	49,971	0		0	49,971	0
	41-1591944	OptumHealth Care Solutions, LLC	6,000,000	0	0	0	286,712,041	0		0	292,712,041	0
	47-1192395	OptumHealth Holdings, LLC	50,000,000	0	0	0	0	0		0	50,000,000	0
	41-1858498	OptumInsight, Inc.	0	0	0	0	330,852,476	0		0	330,852,476	0
	33-0441200	OptumRx, Inc.	55,000,000	0	0	0	21,370,487,038	0		0	21,425,487,038	0
	27-3674492	Oregon Healthcare Resources, LLC	0	0	0	0	12,747,442	0		0	12,747,442	0
	22-3883387	Oregon Outpatient Surgery Center, LLC	0	0	0	0	312,395	0		0	312,395	0
	59-3125869	Orlando Center for Outpatient Surgery, L.P.	0	0	0	0	451,770	0		0	451,770	0
	13-3960641	OrthoNet Holdings, Inc.	0	(5,000,000)	0	0	0	0		0	(5,000,000)	0
	13-3818652	OrthoNet LLC	0	0	0	0	14,202,126	0		0	14,202,126	0
	81-2594417	Orthopedic Surgery Center of Palm Beach County, LLC	0	0	0	0	708,736	0		0	708,736	0
	41-1921007	Ovations, Inc.	100,000,000	0	0	0	0	0		0	100,000,000	0
	78026	Oxford Health Insurance, Inc.	0	0	0	0	(2,276,094,713)	(12,023)		0	(2,276,106,736)	2,489
	96798	Oxford Health Plans (CT), Inc.	(99,500,000)	0	0	0	(558,042,821)	(1,651,551)		0	(659,194,372)	0
	95506	Oxford Health Plans (NJ), Inc.	(90,000,000)	0	0	0	(686,208,072)	(62)		0	(776,208,134)	0
	95479	Oxford Health Plans (NY), Inc.	0	0	0	0	(96,951,505)	0		0	(96,951,505)	0
	52-2443751	Oxford Health Plans LLC	189,500,000	0	0	0	0	0		0	189,500,000	0
	75-2857077	Pacific Casualty Company, Inc.	0	0	0	0	(345,993)	0		0	(345,993)	0
70785	35-1137395	PacifiCare Life and Health Insurance Company	0	0	0	0	(973,493)	134		0	(973,359)	12,721
84506	95-2829463	PacifiCare Life Assurance Company	0	36,000,000	0	0	(80,430,717)	0		0	(44,430,717)	0
95617	94-3267522	PacifiCare of Arizona, Inc.	0	0	0	0	184,033	41		0	184,074	0
95434	84-1011378	PacifiCare of Colorado, Inc.	(175,000,000)	0	0	0	(2,588,303,024)	(5,954,115)		0	(2,769,257,139)	0
	48-1255983	Panama City Surgery Center, LLC	0	0	0	0	615,688	0		0	615,688	0
	45-1484375	Park Hill Surgery Center, LLC	0	0	0	0	1,287,874	0		0	1,287,874	0
	20-4127100	Parkway Surgery Center, LLC	0	0	0	0	80,212	0		0	80,212	0
13607	20-5662149	Peoples Health, Inc.	0	0	0	0	(1,232,105,891)	0		0	(1,232,105,891)	0
	20-5608977	Perham Physical Therapy, LTD	0	0	0	0	25,315	0		0	25,315	0
	58-1978405	Perimeter Center for Outpatient Surgery, L.P.	0	0	0	0	246,101	0		0	246,101	0
	81-2902954	Physician Alliance of the Rockies, LLC	0	0	0	0	237,162,897	0		0	237,162,897	0
	91-1822767	Physicians Care Network, L.L.C.	0	0	0	0	(579,900)	0		0	(579,900)	0
	59-3438026	Physicians Day Surgery Center, LLC	0	0	0	0	252,531	0		0	252,531	0
11494	04-3677255	Physicians Health Choice of Texas, LLC	0	0	0	0	(1,838,487,362)	0		0	(1,838,487,362)	0
	20-5170962	Physicians' Surgery Center of Downey, LLC	0	0	0	0	264,661	0		0	264,661	0
	33-0752699	Pomerado Outpatient Surgical Center, L.P.	0	0	0	0	243,848	0		0	243,848	0
12756	20-3391186	Preferred Care Network of Florida, Inc.	0	0	0	0	13,019	0		0	13,019	0
12155	01-0788576	Preferred Care Network, Inc.	(43,000,000)	0	0	0	(142,948,258)	0		0	(185,948,258)	0
	65-0683927	Preferred Care Partners Holding, Corp.	150,000,000	0	0	0	0	0		0	150,000,000	0

426

ANNUAL STATEMENT FOR THE YEAR 2021 OF THE Oxford Health Plans (NJ), Inc.

SCHEDULE Y

PART 2 - SUMMARY OF INSURER'S TRANSACTIONS WITH ANY AFFILIATES

1	2	3	4	5	6	7	8	9	10	11	12	13
NAIC Company Code	ID Number	Names of Insurers and Parent, Subsidiaries or Affiliates	Shareholder Dividends	Capital Contributions	Purchases, Sales or Exchanges of Loans, Securities, Real Estate, Mortgage Loans or Other Investments	Income/ (Disbursements) Incurred in Connection with Guarantees or Undertakings for the Benefit of any Affiliate(s)	Management Agreements and Service Contracts	Income/ (Disbursements) Incurred Under Reinsurance Agreements	*	Any Other Material Activity Not in the Ordinary Course of the Insurer's Business	Totals	Reinsurance Recoverable/ (Payable) on Losses and/or Reserve Credit Taken/(Liability)
11176	65-0885893	Preferred Care Partners, Inc.	(150,000,000)	0	0	0	(1,285,628,102)	0		0	(1,435,628,102)	0
	41-1846481	PreferredOne Administrative Services, Inc.	0	0	0	0	15,535,202	0		0	15,535,202	0
11817	81-0625135	PreferredOne Insurance Company	0	0	0	0	(12,757,667)	0		0	(12,757,667)	0
	72-1378216	Premier Surgery Center of Louisville, L.P.	0	0	0	0	189,322	0		0	189,322	0
	33-0527335	Primary Care Associated Medical Group, Inc.	0	0	0	0	14,635,852	0		0	14,635,852	0
	33-0607478	PrimeCare Medical Network, Inc.	0	0	0	0	305,645,864	0		0	305,645,864	0
	45-4469117	ProHEALTH Accountable Care Medical Group, PLLC	0	0	0	0	222,875	0		0	222,875	0
	11-3447394	ProHEALTH Ambulatory Surgery Center, Inc.	0	0	0	0	600,377	0		0	600,377	0
	11-3355604	ProHEALTH Care Associates, L.L.P.	0	0	0	0	35,372,164	0		0	35,372,164	0
	06-1469068	ProHealth Physicians, P.C.	0	0	0	0	9,576,762	0		0	9,576,762	0
	47-5661535	ProHEALTH Urgent Care Medicine of New Jersey LLP	0	0	0	0	3,129,978	0		0	3,129,978	0
	46-1883579	ProHEALTH Urgent Care Medicine, PLLC	0	0	0	0	16,079,032	0		0	16,079,032	0
	84-3234753	Prospero Health Partners, P.C.	0	0	0	0	77,981,067	0		0	77,981,067	0
	80-0947972	Real Appeal, Inc.	0	0	0	0	15,261,276	0		0	15,261,276	0
	56-2627067	Redlands Family Practice Medical Group, Inc.	0	0	0	0	73,132	0		0	73,132	0
	20-5251393	Reliant Medical Group The Endoscopy Center, LLC	0	0	0	0	83,615	0		0	83,615	0
	04-2472266	Reliant Medical Group, Inc.	0	0	0	0	5,705,310	0		0	5,705,310	0
	46-0558032	Research Surgical Center LLC	0	0	0	0	469,119	0		0	469,119	0
	46-0758315	River Valley ASC, LLC	0	0	0	0	525,101	0		0	525,101	0
	33-0055097	Riverside Community Healthplan Medical Group, Inc.	0	0	0	0	5,059,274	0		0	5,059,274	0
	22-3624559	Riverside Pediatric Group, P.C.	0	0	0	0	18,710,194	0		0	18,710,194	0
	83-2735771	Riverside Surgical Center of Meadowlands, LLC	0	0	0	0	179,606	0		0	179,606	0
	83-2722082	Riverside Surgical Center of Newark, LLC	0	0	0	0	107,515	0		0	107,515	0
	86-0857176	Robert B. McBeath, M.D. II, P.C.	0	0	0	0	14,914,460	0		0	14,914,460	0
	88-0310956	Robert B. McBeath, M.D., Professional Corporation	0	0	0	0	40,383,563	0		0	40,383,563	0
	04-3713185	Rockville Eye Surgery Center, LLC	0	0	0	0	341,170	0		0	341,170	0
95482	84-0614905	Rocky Mountain Health Maintenance Organization, Incorporated	(30,000,000)	0	0	0	(157,636,122)	(589,827)		0	(188,225,949)	0
	83-0521940	Sacred Heart ASC, LLC	0	0	0	0	89,155	0		0	89,155	0
	74-2462470	Salem Surgery Center, LLC	0	0	0	0	200,573	0		0	200,573	0
	77-0322251	San Diego Endoscopy Center	0	0	0	0	129,915	0		0	129,915	0
	27-3787593	Sand Lake SurgiCenter, LLC	0	0	0	0	475,766	0		0	475,766	0

ANNUAL STATEMENT FOR THE YEAR 2021 OF THE Oxford Health Plans (NJ), Inc.

SCHEDULE Y

PART 2 - SUMMARY OF INSURER'S TRANSACTIONS WITH ANY AFFILIATES

1	2	3	4	5	6	7	8	9	10	11	12	13
NAIC Company Code	ID Number	Names of Insurers and Parent, Subsidiaries or Affiliates	Shareholder Dividends	Capital Contributions	Purchases, Sales or Exchanges of Loans, Securities, Real Estate, Mortgage Loans or Other Investments	Income/ (Disbursements) Incurred in Connection with Guarantees or Undertakings for the Benefit of any Affiliate(s)	Management Agreements and Service Contracts	Income/ (Disbursements) Incurred Under Reinsurance Agreements	*	Any Other Material Activity Not in the Ordinary Course of the Insurer's Business	Totals	Reinsurance Recoverable/ (Payable) on Losses and/or Reserve Credit Taken/(Liability)
	84-3152209	Sanvello Behavioral Health Services of Texas, P.A.	.0	.0	.0	.0	27,405	.0		.0	27,405	.0
	84-1754732	Sanvello Behavioral Health Services, P.A.	.0	.0	.0	.0	74,892	.0		.0	74,892	.0
71420	94-0734860	Sierra Health and Life Insurance Company, Inc.	(1,825,000,000)	.0	.0	.0	(4,318,985,863)	394,088		.0	(6,143,591,775)	(148,048)
	88-0200415	Sierra Health Services, Inc.	1,975,000,000	.0	.0	.0	.0	.0		.0	1,975,000,000	.0
	88-0385705	Sierra Home Medical Products, Inc.	.0	.0	.0	.0	40,661,881	.0		.0	40,661,881	.0
	82-1485491	SJ East Campus ASC, LLC	.0	.0	.0	.0	1,346,322	.0		.0	1,346,322	.0
	46-0729622	Solstice Administration Services, Inc.	.0	(395,000)	.0	.0	.0	.0		.0	(395,000)	.0
12341	14-1917982	Solstice Benefits, Inc.	.0	.0	.0	.0	(4,151,943)	.0		.0	(4,151,943)	.0
	13971	Solstice Health Insurance Company	.0	.0	.0	.0	(4,973,229)	.0		.0	(4,973,229)	.0
16610	30-1200533	Solstice Healthplans of Arizona, Inc.	.0	185,000	.0	.0	(348,175)	.0		.0	(163,175)	.0
17141	35-2709791	Solstice Healthplans of Colorado, Inc.	.0	100,000	.0	.0	.0	.0		.0	100,000	.0
16878	30-1190514	Solstice Healthplans of Ohio, Inc.	.0	50,000	.0	.0	(619)	.0		.0	49,381	.0
16892	36-4935990	Solstice Healthplans of Texas, Inc.	.0	.0	.0	.0	(165)	.0		.0	(165)	.0
00000	46-3786700	Solstice Healthplans, Inc.	.0	.0	.0	.0	(3,613,598)	.0		.0	(3,613,598)	.0
16790	26-2699505	Solstice of Illinois, Inc.	.0	60,000	.0	.0	(6,476)	.0		.0	53,524	.0
	26-1891960	Solstice of New York, Inc.	.0	.0	.0	.0	(473,696)	.0		.0	(473,696)	.0
	20-8433398	Somerset Outpatient Surgery, L.L.C.	.0	.0	.0	.0	282,268	.0		.0	282,268	.0
	75-2723958	South Arlington Surgical Providers, LLC	.0	.0	.0	.0	276,426	.0		.0	276,426	.0
	88-0201420	Southwest Medical Associates, Inc.	.0	.0	.0	.0	169,694,767	.0		.0	169,694,767	.0
	36-4369359	Southwest Surgery Center, LLC	.0	.0	.0	.0	806,468	.0		.0	806,468	.0
	41-2013700	Southwest Surgical Center, LLC	.0	.0	.0	.0	67,847	.0		.0	67,847	.0
	75-2516426	Space Coast Surgical Center, Ltd.	.0	.0	.0	.0	255,976	.0		.0	255,976	.0
	57-0953005	Spartanburg Surgery Center, LLC	.0	.0	.0	.0	777,619	.0		.0	777,619	.0
	41-1921983	Specialty Benefits, LLC	.0	(2,400,000)	.0	.0	.0	.0		.0	(2,400,000)	.0
	20-3412545	Specialty Surgical Center, LLC	.0	.0	.0	.0	452,607	.0		.0	452,607	.0
	71-0886811	Spectera of New York, IPA, Inc.	.0	.0	.0	.0	24,696	.0		.0	24,696	.0
	52-1260282	Spectera, Inc.	.0	.0	.0	.0	49,748,937	.0		.0	49,748,937	.0
	75-2201400	St. Cloud Outpatient Surgery, Ltd., a Minnesota Limited Partnership	.0	.0	.0	.0	217,294	.0		.0	217,294	.0
	61-1748081	St. Louis Cardiovascular Institute, LLC	.0	.0	.0	.0	337,299	.0		.0	337,299	.0
	61-1754451	St. Louis Specialty Surgical Center, LLC	.0	.0	.0	.0	495,901	.0		.0	495,901	.0
	20-1211544	Stonegate Surgery Center, L.P.	.0	.0	.0	.0	228,819	.0		.0	228,819	.0
	47-4990107	Summer Street ASC, LLC	.0	.0	.0	.0	626,276	.0		.0	626,276	.0
	82-5164277	Surgery Center at Cherry Creek, LLC	.0	.0	.0	.0	1,105,435	.0		.0	1,105,435	.0
	82-5207693	Surgery Center at Kissing Camels, LLC	.0	.0	.0	.0	231,490	.0		.0	231,490	.0
	81-3129674	Surgery Center at St. Vincent, LLC	.0	.0	.0	.0	595,857	.0		.0	595,857	.0
	20-1733152	Surgery Center of Fairfield County, LLC	.0	.0	.0	.0	556,617	.0		.0	556,617	.0
	83-2600045	Surgery Center of Mt. Scott, LLC	.0	.0	.0	.0	306,164	.0		.0	306,164	.0
	36-3562598	Surgery Centers of Des Moines, Ltd., an Iowa Limited Partnership	.0	.0	.0	.0	656,441	.0		.0	656,441	.0
	75-1925497	Surgical Caregivers of Fort Worth, LLC	.0	.0	.0	.0	950,765	.0		.0	950,765	.0

ANNUAL STATEMENT FOR THE YEAR 2021 OF THE Oxford Health Plans (NJ), Inc.

SCHEDULE Y

PART 2 - SUMMARY OF INSURER'S TRANSACTIONS WITH ANY AFFILIATES

1	2	3	4	5	6	7	8	9	10	11	12	13
NAIC Company Code	ID Number	Names of Insurers and Parent, Subsidiaries or Affiliates	Shareholder Dividends	Capital Contributions	Purchases, Sales or Exchanges of Loans, Securities, Real Estate, Mortgage Loans or Other Investments	Income/ (Disbursements) Incurred in Connection with Guarantees or Undertakings for the Benefit of any Affiliate(s)	Management Agreements and Service Contracts	Income/ (Disbursements) Incurred Under Reinsurance Agreements	*	Any Other Material Activity Not in the Ordinary Course of the Insurer's Business	Totals	Reinsurance Recoverable/ (Payable) on Losses and/or Reserve Credit Taken/(Liability)
	63-1251243	Surgical Center of Greensboro, LLC	0	0	0	0	2,764,662	0		0	2,764,662	0
	22-2709324	Surgical Center of South Jersey, Limited Partnership	0	0	0	0	542,921	0		0	542,921	0
	65-1321064	Surgical Eye Experts, LLC	0	0	0	0	59,777	0		0	59,777	0
	22-2529259	Surgicare of Central Jersey, LLC	0	0	0	0	916,183	0		0	916,183	0
	75-2162993	Surgicare of Jackson, Ltd., a Mississippi Limited Partnership	0	0	0	0	223,754	0		0	223,754	0
	75-2507129	Surgicare of La Veta, Ltd., a California Limited Partnership	0	0	0	0	931,155	0		0	931,155	0
	41-1624905	Surgicare of Minneapolis, Ltd., a Minnesota Limited Partnership	0	0	0	0	137,090	0		0	137,090	0
	75-2459715	Surgicare of Mobile, Ltd.	0	0	0	0	1,182,365	0		0	1,182,365	0
	35-1975122	Surgicare, LLC	0	0	0	0	182,046	0		0	182,046	0
	46-1536748	Symphonix Health Holdings LLC	0	(35,000,000)	0	0	0	0		0	(35,000,000)	0
	42-1446216	TeamMD Physicians, P.C.	0	0	0	0	21,781	0		0	21,781	0
	38-3897811	Texas Health Craig Ranch Surgery Center, LLC	0	0	0	0	457,054	0		0	457,054	0
	80-0866449	Texas Health Flower Mound Orthopedic Surgery Center, LLC	0	0	0	0	678,038	0		0	678,038	0
	81-4977249	Texas Health Orthopedic Surgery Center Alliance, LLC	0	0	0	0	631,422	0		0	631,422	0
	82-2296081	Texas Health Surgery Center Alliance, LLC	0	0	0	0	492,061	0		0	492,061	0
	82-1307876	Texas Health Surgery Center Bedford, LLC	0	0	0	0	211,043	0		0	211,043	0
	83-1085415	Texas Health Surgery Center Irving, LLC	0	0	0	0	125,761	0		0	125,761	0
	20-3991622	Texas Health Surgery Center Preston Plaza, LLC	0	0	0	0	990,527	0		0	990,527	0
	47-4425996	Texas Health Surgery Center Rockwall, LLC	0	0	0	0	916,091	0		0	916,091	0
	84-3814490	Texas Health Surgery Center Southwest Fort Worth, LLC	0	0	0	0	681,344	0		0	681,344	0
	83-1464243	Texas Health Surgery Center Waxahachie, LLC	0	0	0	0	38,075	0		0	38,075	0
61832	52-0676509	The Chesapeake Life Insurance Company	(76,000,000)	0	0	0	(92,945,155)	0		0	(168,945,155)	0
	91-0214500	The Everett Clinic, PLLC	0	0	0	0	46,006,083	0		0	46,006,083	0
	20-5562797	The Eye Surgery Center of the Carolinas, L.P.	0	0	0	0	795,232	0		0	795,232	0
	61-1409045	The Outpatient Surgery Center of Hilton Head, LLC	0	0	0	0	536,097	0		0	536,097	0
	91-0369070	The Polyclinic, PLLC	0	0	0	0	7,776,869	0		0	7,776,869	0
	72-1349755	The Surgery Center of Easton, L.P.	0	0	0	0	177,416	0		0	177,416	0
	06-1552689	The Surgical Center of Connecticut, LLC	0	0	0	0	755,182	0		0	755,182	0
	37-1446353	The Surgical Center of the Treasure Coast, L.L.C.	0	0	0	0	180,401	0		0	180,401	0

ANNUAL STATEMENT FOR THE YEAR 2021 OF THE Oxford Health Plans (NJ), Inc.

SCHEDULE Y

PART 2 - SUMMARY OF INSURER'S TRANSACTIONS WITH ANY AFFILIATES

1	2	3	4	5	6	7	8	9	10	11	12	13
NAIC Company Code	ID Number	Names of Insurers and Parent, Subsidiaries or Affiliates	Shareholder Dividends	Capital Contributions	Purchases, Sales or Exchanges of Loans, Securities, Real Estate, Mortgage Loans or Other Investments	Income/ (Disbursements) Incurred in Connection with Guarantees or Undertakings for the Benefit of any Affiliate(s)	Management Agreements and Service Contracts	Income/ (Disbursements) Incurred Under Reinsurance Agreements	*	Any Other Material Activity Not in the Ordinary Course of the Insurer's Business	Totals	Reinsurance Recoverable/ (Payable) on Losses and/or Reserve Credit Taken/(Liability)
	26-1579919	Thomas Johnson Surgery Center, LLC	0	0	0	0	391,506	0		0	391,506	0
	25-1825549	Three Rivers Holdings, Inc.	159,000,000	0	0	0	0	0		0	159,000,000	0
	83-1528858	Trails Edge Surgery Center, LLC	0	0	0	0	699,286	0		0	699,286	0
	33-0592165	Treasure Valley Hospital Limited Partnership	0	0	0	0	5,726,068	0		0	5,726,068	0
15737	47-3788473	Tufts Health Freedom Insurance Company	0	0	0	0	(1,987,074)	0		0	(1,987,074)	0
	63-0974161	Tuscaloosa Surgical Center, L.P.	0	0	0	0	344,041	0		0	344,041	0
	94-3077084	U.S. Behavioral Health Plan, California	0	9,000,000	0	0	113,931,546	0		0	122,931,546	0
	95-2931460	UHC of California	(175,000,000)	0	0	0	(2,490,125,434)	0		0	(2,665,125,434)	0
	41-1921008	UHC Holdings, Inc.	2,750,000,000	0	0	0	0	0		0	2,750,000,000	0
91529	52-1996029	Unimerica Insurance Company	(50,000,000)	0	0	0	(34,584,622)	1,064,554		0	(83,520,068)	(2,488)
11596	01-0637149	Unimerica Life Insurance Company of New York	0	0	0	0	(1,373,604)	0		0	(1,373,604)	0
	20-5917714	Unison Health Plan of Delaware, Inc.	0	0	0	0	(27,503)	0		0	(27,503)	0
	94-2649097	United Behavioral Health	0	(9,000,000)	0	0	2,899,297,169	0		0	2,890,297,169	0
	41-1868911	United Behavioral Health of New York, I.P.A., Inc.	0	0	0	0	197,171,090	0		0	197,171,090	0
	75-2583080	United Group Reinsurance, Inc.	0	0	0	0	0	399,406		0	399,406	(1,813,682)
	41-1289245	United HealthCare Services, Inc.	750,700,733	(124,500,000)	0	0	13,631,590,859	0		647,000,000	14,904,791,592	0
	83-1720113	United Medical Park ASC, LLC	0	0	0	0	690,689	0		0	690,689	0
	41-1321939	UnitedHealth Group Incorporated	0	0	0	0	2,304,292,314	0		0	2,304,292,314	0
95174	33-0115163	UnitedHealthcare Benefits of Texas, Inc.	(50,000,000)	0	0	0	(4,005,236,539)	(5,125,081)		0	(4,060,361,620)	0
	47-3221444	UnitedHealthcare Benefits Plan of California	0	40,000,000	0	0	(541,411,031)	0		0	(501,411,031)	0
	46-4348775	UnitedHealthcare Community Plan of California, Inc.	(6,500,000)	0	0	0	(30,726,036)	0		0	(37,226,036)	0
13168	26-2688274	UnitedHealthcare Community Plan of Georgia, Inc.	0	0	0	0	1,295	0		0	1,295	0
12323	56-2451429	UnitedHealthcare Community Plan of Ohio, Inc.	(100,000,000)	0	0	0	(1,113,711,562)	(7,409,906)		0	(1,221,121,468)	21,437,554
11141	91-2008361	UnitedHealthcare Community Plan of Texas, L.L.C.	(100,000,000)	0	0	0	(1,489,980,069)	(3,810)		0	(1,589,983,879)	0
95467	38-3204052	UnitedHealthcare Community Plan, Inc.	(65,000,000)	0	0	0	(402,759,436)	(5,700,238)		0	(473,459,674)	4,204,871
79413	36-2739571	UnitedHealthcare Insurance Company	(2,750,000,000)	(150,000,000)	0	0	(14,735,750,470)	245,959,364		(647,000,000)	(18,036,791,106)	(622,000,802)
84549	38-2044243	UnitedHealthcare Insurance Company of America	0	35,000,000	0	0	(624,276,291)	0		0	(589,276,291)	0
60318	36-3800349	UnitedHealthcare Insurance Company of Illinois	0	150,000,000	0	0	(449,427,969)	(245)		0	(299,428,214)	0
60093	11-3283886	UnitedHealthcare Insurance Company of New York	0	0	0	0	(814,277,125)	(44,372,899)		0	(858,650,024)	380,899,148
12231	20-1902768	UnitedHealthcare Insurance Company of the River Valley	0	75,000,000	0	0	(998,773,359)	135		0	(923,773,224)	0
	86-0618309	UnitedHealthcare Integrated Services, Inc.	0	0	0	0	231	0		0	231	0

42.10

ANNUAL STATEMENT FOR THE YEAR 2021 OF THE Oxford Health Plans (NJ), Inc.

SCHEDULE Y

PART 2 - SUMMARY OF INSURER'S TRANSACTIONS WITH ANY AFFILIATES

1	2	3	4	5	6	7	8	9	10	11	12	13
NAIC Company Code	ID Number	Names of Insurers and Parent, Subsidiaries or Affiliates	Shareholder Dividends	Capital Contributions	Purchases, Sales or Exchanges of Loans, Securities, Real Estate, Mortgage Loans or Other Investments	Income/ (Disbursements) Incurred in Connection with Guarantees or Undertakings for the Benefit of any Affiliate(s)	Management Agreements and Service Contracts	Income/ (Disbursements) Incurred Under Reinsurance Agreements	*	Any Other Material Activity Not in the Ordinary Course of the Insurer's Business	Totals	Reinsurance Recoverable/ (Payable) on Losses and/or Reserve Credit Taken/(Liability)
97179	86-0207231	UnitedHealthcare Life Insurance Company	(50,000,000)	0	0	0	(107,996,571)	(134)		0	(157,996,705)	(12,721)
95784	63-0899562	UnitedHealthcare of Alabama, Inc.	0	7,000,000	0	0	(185,162,012)	(889,832)		0	(179,051,844)	0
96016	86-0507074	UnitedHealthcare of Arizona, Inc.	0	0	0	0	(31,394,801)	(129,411)		0	(31,524,212)	0
95446	63-1036819	UnitedHealthcare of Arkansas, Inc.	(6,000,000)	0	0	0	(60,951,575)	(256,955)		0	(67,208,530)	0
95090	84-1004639	UnitedHealthcare of Colorado, Inc.	0	3,000,000	0	0	(28,163,041)	(128,789)		0	(25,291,830)	0
95264	59-1293865	UnitedHealthcare of Florida, Inc.	(125,000,000)	0	0	0	(941,747,435)	(3,450,016)		0	(1,070,197,451)	0
95850	58-1653544	UnitedHealthcare of Georgia, Inc.	(5,500,000)	0	0	0	(119,264,298)	(542,807)		0	(125,307,105)	0
95776	36-3280214	UnitedHealthcare of Illinois, Inc.	0	3,000,000	0	0	(50,154,458)	(182,184)		0	(47,336,642)	0
96644	62-1240316	UnitedHealthcare of Kentucky, Ltd.	0	20,000,000	0	0	(163,798,340)	(812,433)		0	(144,610,773)	0
95833	72-1074008	UnitedHealthcare of Louisiana, Inc.	0	0	0	0	(786,267,661)	(3,677,895)		0	(789,945,556)	0
95716	63-1036817	UnitedHealthcare of Mississippi, Inc.	(98,000,000)	0	0	0	(299,523,316)	(10,896)		0	(397,534,212)	0
95149	05-0413469	UnitedHealthcare of New England, Inc.	(66,200,733)	0	0	0	(463,062,218)	(2,316,515)		0	(531,579,466)	1,054,932
13214	26-2697886	UnitedHealthcare of New Mexico, Inc.	0	0	0	0	(62,792,853)	0		0	(62,792,853)	0
95085	06-1172891	UnitedHealthcare of New York, Inc.	0	0	0	0	(1,602,649,426)	0		0	(1,602,649,426)	0
95103	56-1461010	UnitedHealthcare of North Carolina, Inc.	0	15,000,000	0	0	(321,403,224)	(1,428,788)		0	(307,832,012)	1,571,132
95186	31-1142815	UnitedHealthcare of Ohio, Inc.	(5,000,000)	0	0	0	(7,116,735)	(29,147)		0	(12,145,882)	0
96903	33-0115166	UnitedHealthcare of Oklahoma, Inc.	(40,500,000)	0	0	0	(101,191,152)	0		0	(141,691,152)	0
95893	93-0938819	UnitedHealthcare of Oregon, Inc.	(119,500,000)	0	0	0	(439,502,156)	0		0	(559,002,156)	0
95220	25-1756858	UnitedHealthcare of Pennsylvania, Inc.	(59,000,000)	0	0	0	(470,432,262)	(1,513,870)		0	(530,946,132)	0
16740	35-2674992	UnitedHealthcare of South Carolina, Inc.	0	1,000,000	0	0	(1,570,493)	(204,404)		0	(774,897)	0
95765	95-3939697	UnitedHealthcare of Texas, Inc.	0	20,000,000	0	0	(61,567,825)	(254,830)		0	(41,822,655)	0
95025	52-1130183	UnitedHealthcare of the Mid-Atlantic, Inc.	(100,000,000)	0	0	0	(639,641,001)	(2,369,846)		0	(742,010,847)	0
95591	47-0676824	UnitedHealthcare of the Midlands, Inc.	(150,000,000)	0	0	0	(1,057,258,435)	(15,159,875)		0	(1,222,418,310)	0
96385	43-1361841	UnitedHealthcare of the Midwest, Inc.	(85,000,000)	0	0	0	(1,381,693,807)	(120,105,015)		0	(1,586,798,822)	192,695,041
95685	86-0875231	UnitedHealthcare of the Rockies, Inc.	0	5,000,000	0	0	1,658,122	3		0	6,658,125	0
95501	41-1488563	UnitedHealthcare of Utah, Inc.	(5,500,000)	0	0	0	(763,024,640)	(1,238,154)		0	(769,762,794)	0
48038	91-1312551	UnitedHealthcare of Washington, Inc.	0	10,000,000	0	0	(658,330,394)	0		0	(648,330,394)	0
95710	39-1555888	UnitedHealthcare of Wisconsin, Inc.	(550,000,000)	0	0	0	(2,210,067,133)	(13,686,625)		0	(2,773,753,758)	1,688,491
95378	36-3379945	UnitedHealthcare Plan of the River Valley, Inc.	(420,000,000)	0	0	0	(451,225,466)	(3,320,515)		0	(874,545,981)	0
	47-0854646	UnitedHealthcare Service LLC	0	0	0	0	1,118,882	0		0	1,118,882	0
	01-0518346	UnitedHealthcare Specialty Benefits, LLC	0	0	0	0	72,331	0		0	72,331	0
	41-1922511	UnitedHealthcare, Inc.	1,689,000,000	(173,000,000)	0	0	0	0		0	1,516,000,000	0
	27-0815205	Unity Health Network, LLC	0	0	0	0	7,253,454	0		0	7,253,454	0
	33-0812827	Upland Outpatient Surgical Center, L.P.	0	0	0	0	219,199	0		0	219,199	0
	26-4163593	USHEALTH Administrators, LLC	0	0	0	0	116,516,311	0		0	116,516,311	0
	73-1165000	USHEALTH Group, Inc.	120,000,000	0	0	0	0	0		0	120,000,000	0
	27-2803133	USMD Diagnostic Services, LLC	0	0	0	0	154,774	0		0	154,774	0
	73-1662763	USMD Hospital at Arlington, L.P.	0	0	0	0	3,125,281	0		0	3,125,281	0
	36-4499777	Walnut Hill Surgery Center, LLC	0	0	0	0	179,132	0		0	179,132	0
	36-3469839	Wauwatosa Surgery Center, LLC	0	0	0	0	774,514	0		0	774,514	0
	74-2574229	WellMed Medical Group, P.A.	0	0	0	0	2,457,550	0		0	2,457,550	0

ANNUAL STATEMENT FOR THE YEAR 2021 OF THE Oxford Health Plans (NJ), Inc.

SCHEDULE Y

PART 2 - SUMMARY OF INSURER'S TRANSACTIONS WITH ANY AFFILIATES

1	2	3	4	5	6	7	8	9	10	11	12	13
NAIC Company Code	ID Number	Names of Insurers and Parent, Subsidiaries or Affiliates	Shareholder Dividends	Capital Contributions	Purchases, Sales or Exchanges of Loans, Securities, Real Estate, Mortgage Loans or Other Investments	Income/ (Disbursements) Incurred in Connection with Guarantees or Undertakings for the Benefit of any Affiliate(s)	Management Agreements and Service Contracts	Income/ (Disbursements) Incurred Under Reinsurance Agreements	*	Any Other Material Activity Not in the Ordinary Course of the Insurer's Business	Totals	Reinsurance Recoverable/ (Payable) on Losses and/or Reserve Credit Taken/(Liability)
	74-2797745	WellMed Medical Management of Florida, Inc.	0	0	0	0	1,161,369	0		0	1,161,369	0
	35-2314192	WellMed Network of Florida, Inc.	0	0	0	0	1,210,605,631	0		0	1,210,605,631	0
	74-2889447	WellMed Networks, Inc.	0	0	0	0	6,990,297,209	0		0	6,990,297,209	0
	06-1521999	Western Connecticut Orthopedic Surgical Center, LLC	0	0	0	0	1,694,958	0		0	1,694,958	0
	47-4468184	Westgreen Surgical Center, LLC	0	0	0	0	406,240	0		0	406,240	0
	37-1763155	WestHealth Surgery Center, LLC	0	0	0	0	321,354	0		0	321,354	0
	27-4816583	Wilson Creek Surgical Center, LLC	0	0	0	0	876,954	0		0	876,954	0
	52-2102846	XLHealth Corporation	50,000,000	(65,000,000)	0	0	0	0		0	(15,000,000)	0
	46-3537245	XLHome Michigan, P.C.	0	0	0	0	1,637,080	0		0	1,637,080	0
	45-5530241	XLHome Northeast, P.C.	0	0	0	0	67,924,830	0		0	67,924,830	0
	46-2931689	XLHome Oklahoma, Inc.	0	0	0	0	7,748,197	0		0	7,748,197	0
	27-3543997	XLHome, P.C.	0	0	0	0	316,476,050	0		0	316,476,050	0
9999999	Control Totals		0	0	0	0	0	0	XXX	0	0	0

ANNUAL STATEMENT FOR THE YEAR 2021 OF THE Oxford Health Plans (NJ), Inc.

SCHEDULE Y

PART 3 - ULTIMATE CONTROLLING PARTY AND LISTING OF OTHER U.S. INSURANCE GROUPS OR ENTITIES UNDER THAT ULTIMATE CONTROLLING PARTY'S CONTROL

1	2	3	4	5	6	7	8
Insurers in Holding Company	Owners with Greater Than 10% Ownership	Ownership Percentage Column 2 of Column 1	Granted Disclaimer of Control\ Affiliation of Column 2 Over Column 1 (Yes/No)	Ultimate Controlling Party	U.S. Insurance Groups or Entities Controlled by Column 5	Ownership Percentage (Column 5 of Column 6)	Granted Disclaimer of Control\ Affiliation of Column 5 Over Column 6 (Yes/No)
All Savers Insurance Company	Golden Rule Financial Corporation	100.000	NO	UnitedHealth Group Incorporated	ACN Group of California, Inc.	100.000	NO
All Savers Life Insurance Company of California	Golden Rule Financial Corporation	100.000	NO	UnitedHealth Group Incorporated	Arizona Physicians IPA, Inc.	100.000	NO
AmeriChoice of New Jersey, Inc.	AmeriChoice Corporation	100.000	NO	UnitedHealth Group Incorporated	Dental Benefit Providers of California, Inc.	100.000	NO
Care Improvement Plus of Texas Insurance Company	XLHealth Corporation	100.000	NO	UnitedHealth Group Incorporated	Healthplex Dental Services, Inc.	100.000	NO
Care Improvement Plus South Central Insurance Company	XLHealth Corporation	100.000	NO	UnitedHealth Group Incorporated	Solstice Healthplans, Inc.	100.000	NO
Care Improvement Plus Wisconsin Insurance Company	XLHealth Corporation	100.000	NO	UnitedHealth Group Incorporated	U.S. Behavioral Health Plan, California	100.000	NO
Centurion Casualty Company	Specialty Benefits, LLC	100.000	NO	UnitedHealth Group Incorporated	UHC of California	100.000	NO
Dental Benefit Providers of Illinois, Inc.	Dental Benefit Providers, Inc.	100.000	NO	UnitedHealth Group Incorporated	Unison Health Plan of Delaware, Inc.	100.000	NO
Enterprise Life Insurance Company	Freedom Life Insurance Company of America	100.000	NO	UnitedHealth Group Incorporated	UnitedHealthcare Benefits Plan of California	100.000	NO
Freedom Life Insurance Company of America	USHEALTH Group, Inc.	100.000	NO	UnitedHealth Group Incorporated	UnitedHealthcare Community Plan of California, Inc.	100.000	NO
Golden Rule Insurance Company	Golden Rule Financial Corporation	100.000	NO	UnitedHealth Group Incorporated	UnitedHealthcare Integrated Services, Inc.	100.000	NO
Harken Health Insurance Company	UnitedHealthcare, Inc.	100.000	NO	UnitedHealth Group Incorporated		0.000	
Health Plan of Nevada, Inc.	Sierra Health Services, Inc.	100.000	NO	UnitedHealth Group Incorporated		0.000	
Healthplex Insurance Company	Healthplex, Inc.	100.000	NO	UnitedHealth Group Incorporated		0.000	
Healthplex of NJ, Inc.	Healthplex, Inc.	100.000	NO	UnitedHealth Group Incorporated		0.000	
International Healthcare Services, Inc.	Healthplex, Inc.	100.000	NO	UnitedHealth Group Incorporated		0.000	
MAMSI Life and Health Insurance Company	United HealthCare Services, Inc.	100.000	NO	UnitedHealth Group Incorporated		0.000	
Managed Care of North America, Inc.	MCNA Health Care Holdings, LLC	100.000	NO	UnitedHealth Group Incorporated		0.000	
MCNA Insurance Company	MCNA Health Care Holdings, LLC	100.000	NO	UnitedHealth Group Incorporated		0.000	
MD-Individual Practice Association, Inc.	United HealthCare Services, Inc.	100.000	NO	UnitedHealth Group Incorporated		0.000	
Mid-West National Life Insurance Company of Tennessee	HealthMarkets, LLC	100.000	NO	UnitedHealth Group Incorporated		0.000	
National Foundation Life Insurance Company	Enterprise Life Insurance Company	100.000	NO	UnitedHealth Group Incorporated		0.000	
National Pacific Dental, Inc.	Dental Benefit Providers, Inc.	100.000	NO	UnitedHealth Group Incorporated		0.000	
Neighborhood Health Partnership, Inc.	UnitedHealthcare, Inc.	100.000	NO	UnitedHealth Group Incorporated		0.000	
Nevada Pacific Dental	Dental Benefit Providers, Inc.	100.000	NO	UnitedHealth Group Incorporated		0.000	
Optimum Choice, Inc.	United HealthCare Services, Inc.	100.000	NO	UnitedHealth Group Incorporated		0.000	
Optum Insurance of Ohio, Inc.	OptumRx PBM of Maryland, LLC	100.000	NO	UnitedHealth Group Incorporated		0.000	
Optum Networks of New Jersey, Inc.	OrthoNet Holdings, Inc.	100.000	NO	UnitedHealth Group Incorporated		0.000	
Oxford Health Insurance, Inc.	UnitedHealthcare Insurance Company	100.000	NO	UnitedHealth Group Incorporated		0.000	
Oxford Health Plans (CT), Inc.	Oxford Health Plans LLC	100.000	NO	UnitedHealth Group Incorporated		0.000	
Oxford Health Plans (NJ), Inc.	Oxford Health Plans LLC	100.000	NO	UnitedHealth Group Incorporated		0.000	
Oxford Health Plans (NY), Inc.	Oxford Health Plans LLC	100.000	NO	UnitedHealth Group Incorporated		0.000	
PacifiCare Life and Health Insurance Company	United HealthCare Services, Inc.	100.000	NO	UnitedHealth Group Incorporated		0.000	
PacifiCare Life Assurance Company	United HealthCare Services, Inc.	100.000	NO	UnitedHealth Group Incorporated		0.000	
PacifiCare of Arizona, Inc.	United HealthCare Services, Inc.	100.000	NO	UnitedHealth Group Incorporated		0.000	
PacifiCare of Colorado, Inc.	United HealthCare Services, Inc.	100.000	NO	UnitedHealth Group Incorporated		0.000	
Peoples Health, Inc.	New Orleans Regional Physician Hospital Organization, L.L.C.	100.000	NO	UnitedHealth Group Incorporated		0.000	
Physicians Health Choice of Texas, LLC	PHC Subsidiary Holdings, LLC	100.000	NO	UnitedHealth Group Incorporated		0.000	
Preferred Care Network of Florida, Inc.	United HealthCare Services, Inc.	100.000	NO	UnitedHealth Group Incorporated		0.000	
Preferred Care Network, Inc.	United HealthCare Services, Inc.	100.000	NO	UnitedHealth Group Incorporated		0.000	
Preferred Care Partners, Inc.	Preferred Care Partners Holding, Corp.	100.000	NO	UnitedHealth Group Incorporated		0.000	

ANNUAL STATEMENT FOR THE YEAR 2021 OF THE Oxford Health Plans (NJ), Inc.

SCHEDULE Y

PART 3 - ULTIMATE CONTROLLING PARTY AND LISTING OF OTHER U.S. INSURANCE GROUPS OR ENTITIES UNDER THAT ULTIMATE CONTROLLING PARTY'S CONTROL

1 Insurers in Holding Company	2 Owners with Greater Than 10% Ownership	3 Ownership Percentage Column 2 of Column 1	4 Granted Disclaimer of Control\ Affiliation of Column 2 Over Column 1 (Yes/No)	5 Ultimate Controlling Party	6 U.S. Insurance Groups or Entities Controlled by Column 5	7 Ownership Percentage (Column 5 of Column 6)	8 Granted Disclaimer of Control\ Affiliation of Column 5 Over Column 6 (Yes/No)
PreferredOne Insurance Company	PreferredOne Administrative Services, Inc.	100.000	NO	UnitedHealth Group Incorporated		0.000	
Rocky Mountain Health Maintenance Organization, Incorporated	United HealthCare Services, Inc.	100.000	NO	UnitedHealth Group Incorporated		0.000	
Sierra Health and Life Insurance Company, Inc.	Sierra Health Services, Inc.	100.000	NO	UnitedHealth Group Incorporated		0.000	
Solstice Benefits, Inc.	Specialty Benefits, LLC	100.000	NO	UnitedHealth Group Incorporated		0.000	
Solstice Health Insurance Company	Specialty Benefits, LLC	100.000	NO	UnitedHealth Group Incorporated		0.000	
Solstice Healthplans of Arizona, Inc.	Solstice Administration Services, Inc.	100.000	NO	UnitedHealth Group Incorporated		0.000	
Solstice Healthplans of Colorado, Inc.	Solstice Administration Services, Inc.	100.000	NO	UnitedHealth Group Incorporated		0.000	
Solstice Healthplans of Ohio, Inc.	Solstice Administration Services, Inc.	100.000	NO	UnitedHealth Group Incorporated		0.000	
Solstice Healthplans of Texas, Inc.	Solstice Administration Services, Inc.	100.000	NO	UnitedHealth Group Incorporated		0.000	
Solstice of Illinois, Inc.	Solstice Administration Services, Inc.	100.000	NO	UnitedHealth Group Incorporated		0.000	
The Chesapeake Life Insurance Company	HealthMarkets Group, Inc.	100.000	NO	UnitedHealth Group Incorporated		0.000	
Tufts Health Freedom Insurance Company	Tufts Health Freedom Plans, Inc.	100.000	NO	UnitedHealth Group Incorporated		0.000	
Unimerica Insurance Company	OptumHealth Holdings, LLC	100.000	NO	UnitedHealth Group Incorporated		0.000	
Unimerica Life Insurance Company of New York	UnitedHealthcare Insurance Company	100.000	NO	UnitedHealth Group Incorporated		0.000	
UnitedHealthcare Benefits of Texas, Inc.	United HealthCare Services, Inc.	100.000	NO	UnitedHealth Group Incorporated		0.000	
UnitedHealthcare Community Plan of Georgia, Inc.	AmeriChoice Corporation	100.000	NO	UnitedHealth Group Incorporated		0.000	
UnitedHealthcare Community Plan of Ohio, Inc.	Three Rivers Holdings, Inc.	100.000	NO	UnitedHealth Group Incorporated		0.000	
UnitedHealthcare Community Plan of Texas, L.L.C.	Ovations, Inc.	100.000	NO	UnitedHealth Group Incorporated		0.000	
UnitedHealthcare Community Plan, Inc.	AmeriChoice Corporation	100.000	NO	UnitedHealth Group Incorporated		0.000	
UnitedHealthcare Insurance Company	UHC Holdings, Inc.	100.000	NO	UnitedHealth Group Incorporated		0.000	
UnitedHealthcare Insurance Company of America	Symphonix Health Holdings LLC	100.000	NO	UnitedHealth Group Incorporated		0.000	
UnitedHealthcare Insurance Company of Illinois	UnitedHealthcare Insurance Company	100.000	NO	UnitedHealth Group Incorporated		0.000	
UnitedHealthcare Insurance Company of New York	UnitedHealthcare Insurance Company	100.000	NO	UnitedHealth Group Incorporated		0.000	
UnitedHealthcare Insurance Company of the River Valley	UnitedHealthcare, Inc.	100.000	NO	UnitedHealth Group Incorporated		0.000	
UnitedHealthcare Life Insurance Company	Golden Rule Financial Corporation	100.000	NO	UnitedHealth Group Incorporated		0.000	
UnitedHealthcare of Alabama, Inc.	UnitedHealthcare, Inc.	100.000	NO	UnitedHealth Group Incorporated		0.000	
UnitedHealthcare of Arizona, Inc.	UnitedHealthcare, Inc.	100.000	NO	UnitedHealth Group Incorporated		0.000	
UnitedHealthcare of Arkansas, Inc.	UnitedHealthcare, Inc.	100.000	NO	UnitedHealth Group Incorporated		0.000	
UnitedHealthcare of Colorado, Inc.	UnitedHealthcare, Inc.	100.000	NO	UnitedHealth Group Incorporated		0.000	
UnitedHealthcare of Florida, Inc.	UnitedHealthcare, Inc.	100.000	NO	UnitedHealth Group Incorporated		0.000	
UnitedHealthcare of Georgia, Inc.	UnitedHealthcare, Inc.	100.000	NO	UnitedHealth Group Incorporated		0.000	
UnitedHealthcare of Illinois, Inc.	UnitedHealthcare, Inc.	100.000	NO	UnitedHealth Group Incorporated		0.000	
UnitedHealthcare of Kentucky, Ltd.	United HealthCare Services, Inc.	94.170	NO	UnitedHealth Group Incorporated		0.000	
UnitedHealthcare of Louisiana, Inc.	UnitedHealthcare, Inc.	100.000	NO	UnitedHealth Group Incorporated		0.000	
UnitedHealthcare of Mississippi, Inc.	UnitedHealthcare, Inc.	100.000	NO	UnitedHealth Group Incorporated		0.000	
UnitedHealthcare of New England, Inc.	United HealthCare Services, Inc.	100.000	NO	UnitedHealth Group Incorporated		0.000	
UnitedHealthcare of New Mexico, Inc.	UnitedHealthcare Insurance Company	100.000	NO	UnitedHealth Group Incorporated		0.000	
UnitedHealthcare of New York, Inc.	AmeriChoice Corporation	100.000	NO	UnitedHealth Group Incorporated		0.000	
UnitedHealthcare of North Carolina, Inc.	UnitedHealthcare, Inc.	100.000	NO	UnitedHealth Group Incorporated		0.000	
UnitedHealthcare of Ohio, Inc.	United HealthCare Services, Inc.	100.000	NO	UnitedHealth Group Incorporated		0.000	
UnitedHealthcare of Oklahoma, Inc.	United HealthCare Services, Inc.	100.000	NO	UnitedHealth Group Incorporated		0.000	
UnitedHealthcare of Oregon, Inc.	United HealthCare Services, Inc.	100.000	NO	UnitedHealth Group Incorporated		0.000	
UnitedHealthcare of Pennsylvania, Inc.	Three Rivers Holdings, Inc.	100.000	NO	UnitedHealth Group Incorporated		0.000	

43.1

ANNUAL STATEMENT FOR THE YEAR 2021 OF THE Oxford Health Plans (NJ), Inc.

SCHEDULE Y

PART 3 - ULTIMATE CONTROLLING PARTY AND LISTING OF OTHER U.S. INSURANCE GROUPS OR ENTITIES UNDER THAT ULTIMATE CONTROLLING PARTY'S CONTROL

1 Insurers in Holding Company	2 Owners with Greater Than 10% Ownership	3 Ownership Percentage Column 2 of Column 1	4 Granted Disclaimer of Control/ Affiliation of Column 2 Over Column 1 (Yes/No)	5 Ultimate Controlling Party	6 U.S. Insurance Groups or Entities Controlled by Column 5	7 Ownership Percentage (Column 5 of Column 6)	8 Granted Disclaimer of Control/ Affiliation of Column 5 Over Column 6 (Yes/No)
UnitedHealthcare of South Carolina, Inc.	UnitedHealthcare, Inc.	100.000	.NO.	UnitedHealth Group Incorporated0.000	
UnitedHealthcare of Texas, Inc.	UnitedHealthcare, Inc.	100.000	.NO.	UnitedHealth Group Incorporated0.000	
UnitedHealthcare of the Mid-Atlantic, Inc.	UnitedHealthcare, Inc.	100.000	.NO.	UnitedHealth Group Incorporated0.000	
UnitedHealthcare of the Midlands, Inc.	UnitedHealthcare, Inc.	100.000	.NO.	UnitedHealth Group Incorporated0.000	
UnitedHealthcare of the Midwest, Inc.	UnitedHealthcare, Inc.	100.000	.NO.	UnitedHealth Group Incorporated0.000	
UnitedHealthcare of the Rockies, Inc.	United HealthCare Services, Inc.	100.000	.NO.	UnitedHealth Group Incorporated0.000	
UnitedHealthcare of Utah, Inc.	UnitedHealthcare, Inc.	100.000	.NO.	UnitedHealth Group Incorporated0.000	
UnitedHealthcare of Washington, Inc.	United HealthCare Services, Inc.	100.000	.NO.	UnitedHealth Group Incorporated0.000	
UnitedHealthcare of Wisconsin, Inc.	UnitedHealthcare, Inc.	100.000	.NO.	UnitedHealth Group Incorporated0.000	
UnitedHealthcare Plan of the River Valley, Inc.	UnitedHealthcare, Inc.	100.000	.NO.	UnitedHealth Group Incorporated0.000	

SUPPLEMENTAL EXHIBITS AND SCHEDULES INTERROGATORIES

The following supplemental reports are required to be filed as part of your statement filing unless specifically waived by the domiciliary state. However, in the event that your domiciliary state waives the filing requirement, your response of WAIVED to the specific interrogatory will be accepted in lieu of filing a "NONE" report and a bar code will be printed below. If the supplement is required of your company but is not being filed for whatever reason enter SEE EXPLANATION and provide an explanation following the interrogatory questions.










	Responses
MARCH FILING	
1. Will the Supplemental Compensation Exhibit be filed with the state of domicile by March 1?	YES
2. Will an actuarial opinion be filed by March 1?	YES
3. Will the confidential Risk-based Capital Report be filed with the NAIC by March 1?.....	YES
4. Will the confidential Risk-based Capital Report be filed with the state of domicile, if required, by March 1?.....	YES
APRIL FILING	
5. Will Management's Discussion and Analysis be filed by April 1?	YES
6. Will the Supplemental Investment Risks Interrogatories be filed by April 1?	YES
7. Will the Accident and Health Policy Experience Exhibit be filed by April 1?	YES
JUNE FILING	
8. Will an audited financial report be filed by June 1?	YES
9. Will Accountant's Letter of Qualifications be filed with the state of domicile and electronically with the NAIC by June 1?	YES

The following supplemental reports are required to be filed as part of your annual statement filing **if your company is engaged in the type of business covered by the supplement. However, in the event that your company does not transact the type of business for which the special report must be filed, your response of NO to the specific interrogatory will be accepted in lieu of filing a "NONE" report and a bar code will be printed below.** If the supplement is required of your company but is not being filed for whatever reason enter SEE EXPLANATION and provide an explanation following the interrogatory questions.

MARCH FILING	
10. Will the Medicare Supplement Insurance Experience Exhibit be filed with the state of domicile and the NAIC by March 1?	NO
11. Will the Supplemental Life data due March 1 be filed with the state of domicile and the NAIC?	NO
12. Will Schedule SIS (Stockholder Information Supplement) be filed with the state of domicile by March 1?.....	NO
13. Will the actuarial opinion on participating and non-participating policies as required in Interrogatories 1 and 2 on Exhibit 5 to Life Supplement be filed with the state of domicile and electronically with the NAIC by March 1?.....	NO
14. Will the actuarial opinion on non-guaranteed elements as required in Interrogatory 3 to Exhibit 5 to Life Supplement be filed with the state of domicile and electronically with the NAIC by March 1?.....	NO
15. Will the Medicare Part D Coverage Supplement be filed with the state of domicile and the NAIC by March 1?.....	NO
16. Will an approval from the reporting entity's state of domicile for relief related to the five-year rotation requirement for lead audit partner be filed electronically with the NAIC by March 1?	NO
17. Will an approval from the reporting entity's state of domicile for relief related to the one-year cooling off period for independent CPA be filed electronically with the NAIC by March 1?	NO
18. Will an approval from the reporting entity's state of domicile for relief related to the Requirements for Audit Committees be filed electronically with the NAIC by March 1?	NO
APRIL FILING	
19. Will the Long-Term Care Experience Reporting Forms be filed with the state of domicile and the NAIC by April 1?	NO
20. Will the Supplemental Life data due April 1 be filed with the state of domicile and the NAIC?	NO
21. Will the Supplemental Health Care Exhibit (Parts 1, 2 and 3) be filed with the state of domicile and the NAIC by April 1?	YES
22. Will the regulator only (non-public) Supplemental Health Care Exhibit's Expense Allocation Report be filed with the state of domicile and the NAIC by April 1?	YES
23. Will the Life, Health & Annuity Guaranty Association Assessable Premium Exhibit - Parts 1 and 2 be filed with the state of domicile and the NAIC by April 1?	YES

AUGUST FILING	
24. Will Management's Report of Internal Control Over Financial Reporting be filed with the state of domicile by August 1?	YES
10. Explanations:	
11.	
12.	
13.	
14.	
15.	
16.	
17.	
18.	
19.	
20.	

Bar Codes:

10. Medicare Supplement Insurance Experience Exhibit [Document Identifier 360]	
11. Life Supplement [Document Identifier 205]	
12. SIS Stockholder Information Supplement [Document Identifier 420]	
13. Participating Opinion for Exhibit 5 [Document Identifier 371]	
14. Non-Guaranteed Opinion for Exhibit 5 [Document Identifier 370]	
15. Medicare Part D Coverage Supplement [Document Identifier 365]	
16. Relief from the five-year rotation requirement for lead audit partner [Document Identifier 224]	
17. Relief from the one-year cooling off period for independent CPA [Document Identifier 225]	
18. Relief from the Requirements for Audit Committees [Document Identifier 226]	

SUPPLEMENTAL EXHIBITS AND SCHEDULES INTERROGATORIES

19. Long-Term Care Experience Reporting Forms [Document Identifier 306]



20. Life Supplement [Document Identifier 211]

