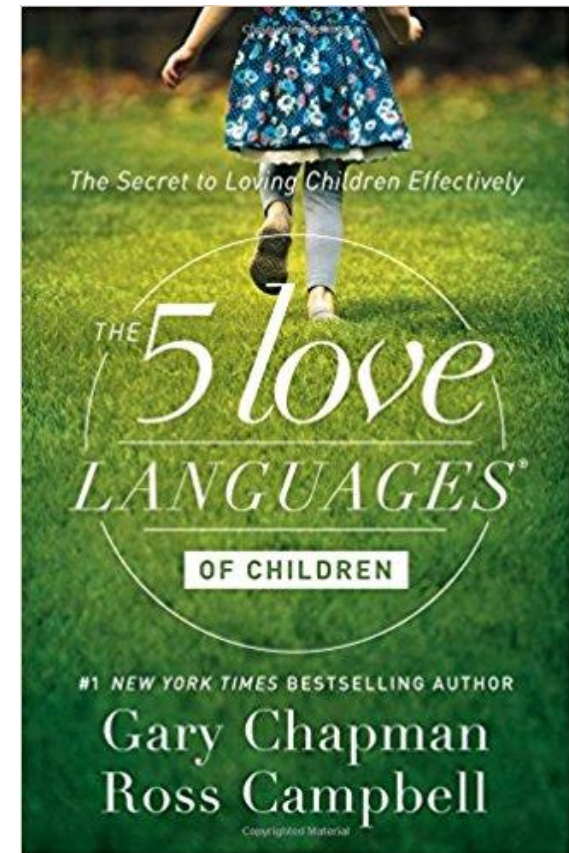


# The 5 Love Languages of Children


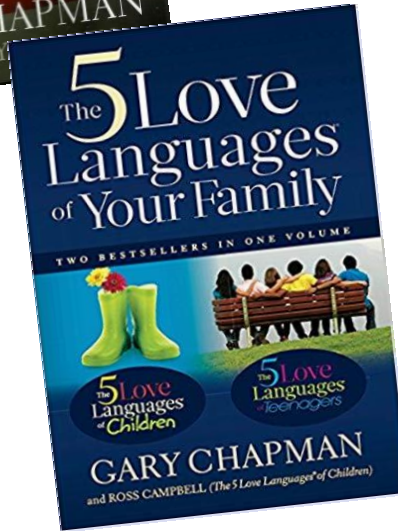

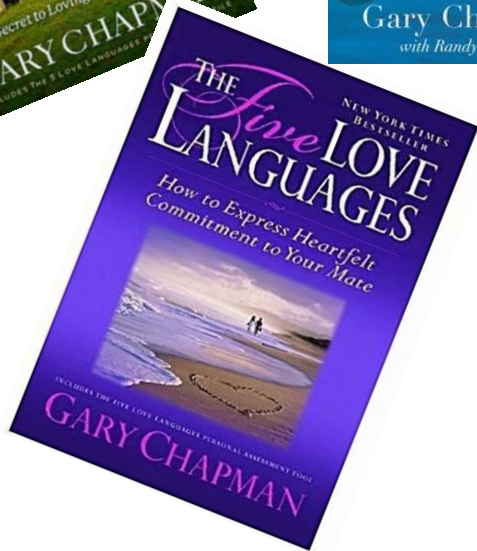
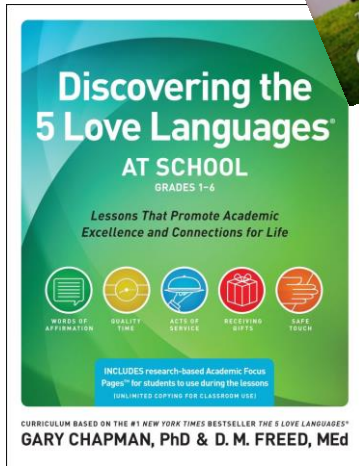
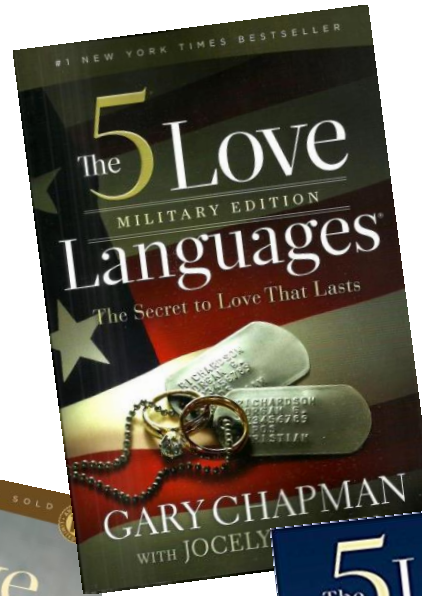

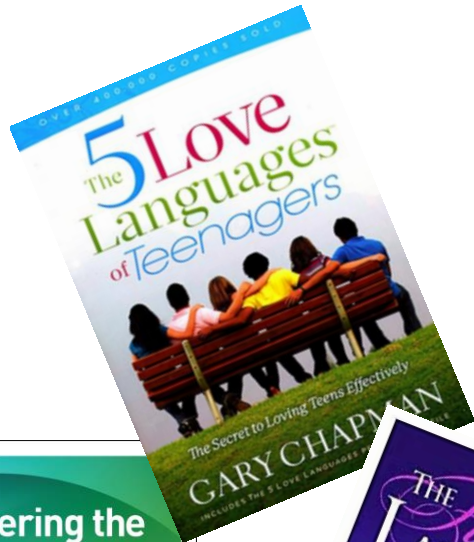
Latifah J. Potter, Miller Elementary School Principal

Joan C. Day, Miller Elementary School, Assistant Principal



latifahjpotter@gmail.com

# The 5 Love Languages



# What is a “Love Language”?



# Session Objectives

- Provide knowledge and understanding of the 5 Love Languages of Children
- Provide information on how to discover a child's love language
- Provide authentic ideas inside and outside of the classroom to meet the needs of students

# The 5 Love Languages



## Words of Affirmation

- Expressing verbal appreciation
- Encouraging words
- Compliments/Kind words/Confidence booster
- Be straightforward and explain “why”
- Examples: Great job on knowing math facts, I love how you are improving in writing, post-it notes of encouragement, etc.



## Acts of Service

- Expressing out of love not obligation
- Kindness of your heart
- Effort, energy, and time
- Actions speak louder than words
- Random acts of kindness
- Examples: Doing things without being asked, picking up papers, organizing agenda, etc.

# The 5 Love Languages continued



## Physical Touch

- Transferring love to the heart of a child
- “Safe touch” in schools
- Most children whose primary love language is physical touch are very touchy
- Keep in mind barriers that may exist (insecurities, past experiences, trauma, etc.)
- Examples: fist bump, high fives, pat on the back, etc.



## Quality Time

- Undivided attention; being “present” in the moment
- More than just proximity
- Meaningful conversations
- Quality activities that interests both you and child
- No distractions, no cancellations
- Active listening and participation
- Examples: lunch with teacher/principal, quality conversations, one-one time

# The last of the 5 Love Languages



## **Receiving Gifts**

- Gifts and/or gestures to show love, care, and concern
- Thoughtfulness
- Visual expression
- Examples: pencils, erasers, theme parties, birthday hat, awards

# How does the love tank get filled?

## FILLING THE LOVE TANK

- When we receive love in our primary love language, our tanks are filled & we feel loved. We are secure energized to develop our full potential.
- Our tanks deplete when we don't receive such love. Non-loving expressions in our primary love language hurt us most deeply.
- When the love tank is empty, issues arise and relationships fall apart.





# Let's find your love language

- ▶ The Quiz....Electronic device needed  
[5 Love Languages Quiz](#)
- ▶ Breakout Discussion By Love Language
- ▶ Activity
  - We must consider our students love language every single day
  - You never want to miss an opportunity for your students to feel loved
- ▶ Discussion
  - Does a child's love language change over time

# So What! Now What?

- ▶ Important to find out your students' love language
  - ▶ Give your students the quiz
  - ▶ Use the handout provided as a guide when assessing your students' love language
- ▶ Share with your students your love language
- ▶ Helps build a stronger relationship between all students in classroom/school

# Thank You!

Any Questions or Comments?

Please take a moment to complete the

NJDOE ***Equity for All***

session evaluation