

Comprehensive Annual Financial Report

of the

Township of Jackson School District

County of Ocean

Jackson, New Jersey

For the Fiscal Year Ended June 30, 2016

Prepared by

**Jackson Township, Board of Education
Finance Department**

TABLE OF CONTENTS

	PAGE
INTRODUCTORY SECTION	
Letter of Transmittal	1-4
Roster of Officials	5
Consultants and Advisors	6
Organizational Chart	7
FINANCIAL SECTION	
Independent Auditor's Report	8-10
REQUIRED SUPPLEMENTARY INFORMATION - Part I	11
Management's Discussion and Analysis (Unaudited)	12-22
BASIC FINANCIAL STATEMENTS	23
A. District-Wide Financial Statements	24
A-1 Statement of Net Position	25
A-2 Statement of Activities	26
B. Major Fund Financial Statements	27
Governmental Funds:	
B-1 Balance Sheet	28-29
B-2 Statement of Revenues, Expenditures, and Changes in Fund Balance	30
B-3 Reconciliation of the Statement of Revenues, Expenditures, and Changes in Fund Balances of Governmental Funds to the Statement of Activities	31
Other Funds:	32
Propriety Funds:	
B-4 Statement of Net Position	33
B-5 Statement of Revenues, Expenses, and Changes in Net Position	34
B-6 Statement of Cash Flows	35
Fiduciary Funds:	
B-7 Statement of Fiduciary Net Position	36
B-8 Statement of Changes in Fiduciary Net Position	37
Notes to the Financial Statements	38-79

TABLE OF CONTENTS (CONTINUED)

	PAGE
REQUIRED SUPPLEMENTARY INFORMATION - PART II	80
C. Budgetary Comparison Schedules	81
C-1 General Fund	82-95
C-1a General Fund - Education Jobs Fund	N/A
C-2 Special Revenue Fund	96
C-3 Budget to GAAP Reconciliation	97
REQUIRED SUPPLEMENTARY INFORMATION – Part III	98
L. Schedules Related to Accounting and Reporting for Pension (GASB 68)	99
L-1 Schedule of the District’s Proportionate Share of the Net Pension Liability – Public Employees Retirement System – Last Ten Years	100
L-2 Schedule of the District’s Contributions – Public Employees Retirement System – Last Ten Years	101
L-3 Schedule of the District’s Proportionate Share of the Net Pension Liability Teachers Pension and Annuity Fund – Last Ten Years	102
L-4 Schedules Related to Accounting and Reporting for Pension (GASB 68) Note to RSI III for the Fiscal Year Ended June 30, 2015	103
OTHER SUPPLEMENTARY INFORMATION	104
D. School Level Schedules	N/A
E. Special Revenue Fund	105
E-1 Combining Schedule of Revenues and Expenditures - Budgetary Basis	106-108
E-2 Demonstrably Effective Program Aid Schedule of Expenditures - Budgetary Basis	N/A
E-3 Early Childhood Program Aid Schedule of Expenditures - Budgetary Basis	N/A
E-4 Distance Learning Network Aid Schedule of Expenditures - Budgetary Basis	N/A
E-5 Instructional Supplement Aid Schedule of Expenditures - Budgetary Basis	N/A
F. Capital Projects Fund	109
F-1 Summary Schedule of Revenues, Expenditures and Changes in Fund Balance - Budgetary Basis	110
F-1a Summary Schedule of Project Revenues, Expenditures, Project Balance and Project Status - Budgetary Basis - Construction of a New Elementary School	111
F-1b Summary Schedule of Project Revenues, Expenditures, Project Balance and Project Status - Budgetary Basis - Acquisition of Land and Equipment to Build a New High School	112

TABLE OF CONTENTS (CONTINUED)

	PAGE
F. Capital Projects Fund (Continued)	
F-1c Summary Schedule of Project Revenues, Expenditures, Project Balance and Project Status - Budgetary Basis - Acquisition of Land For Future Construction of a new Middle School	113
F-1d Summary Schedule of Project Revenues, Expenditures, Project Balance and Project Status - Budgetary Basis - Renovations and Improvements to Jackson Memorial High School	114
F-1e Summary Schedule of Project Revenues, Expenditures, Project Balance and Project Status - Budgetary Basis - Renovations and Improvements to McAuliffe Middle School	115
F-1f Summary Schedule of Project Revenues, Expenditures, Project Balance and Project Status - Budgetary Basis – HVAC and Plumbing Upgrades – Jackson Memorial High School	116
F-1g Summary Schedule of Project Revenues, Expenditures, Project Balance and Project Status - Budgetary Basis – Security Upgrades – Jackson Liberty High School	117
F-1h Summary Schedule of Project Revenues, Expenditures, Project Balance and Project Status - Budgetary Basis – Security Upgrades – Goetz Middle School	118
F-1i Summary Schedule of Project Revenues, Expenditures, Project Balance and Project Status - Budgetary Basis – Security Upgrades – Jackson Memorial High School	119
F-1j Summary Schedule of Project Revenues, Expenditures, Project Balance and Project Status - Budgetary Basis – Security Upgrades – Holman Elementary School	120
F-1k Summary Schedule of Project Revenues, Expenditures, Project Balance and Project Status - Budgetary Basis – Security Upgrades - Rosenauer Middle School	121
F-1l Summary Schedule of Project Revenues, Expenditures, Project Balance and Project Status - Budgetary Basis – Security Upgrades – Switlik Elementary School	122
F-1m Summary Schedule of Project Revenues, Expenditures, Project Balance and Project Status - Budgetary Basis – Security Upgrades – Crawford Elementary School	123
F-1n Summary Schedule of Project Revenues, Expenditures, Project Balance and Project Status - Budgetary Basis – Security Upgrades – Elms Elementary School	124
F-1o Summary Schedule of Project Revenues, Expenditures, Project Balance and Project Status - Budgetary Basis – Security Upgrades – Johnson Elementary School	125
F-1p Summary Schedule of Project Revenues, Expenditures, Project Balance and Project Status - Budgetary Basis – Security Upgrades – McAuliffe Middle School	126
F-2 Summary Statement of Project Expenditures - Budgetary Basis	127

TABLE OF CONTENTS (CONTINUED)

	PAGE
G. Proprietary Funds	128
Enterprise Fund:	
G-1 Combining Statement of Net Position	129
G-2 Combining Statement of Revenues, Expenses and Changes in Fund Net Position	130
G-3 Combining Statement of Cash Flows	131
H. Fiduciary Fund	132
H-1 Combining Statement of Fiduciary Net Position	133
H-2 Combining Statement of Changes in Fiduciary Net Position	134
H-3 Schedule of Receipts and Disbursements - Student Activity Fund	135
H-4 Schedule of Receipts and Disbursements - Payroll Agency Fund	136
H-5 Schedule of Receipt and Disbursements - Other Agency Funds	N/A
I. Long-Term Liabilities	137
I-1 Schedule of Serial Bonds	138
I-2 Schedule of Obligations Under Capital Leases	139
I-3 Budgetary Comparison Schedule	140

STATISTICAL SECTION - UNAUDITED

J-1 Net Position by Component	141
J-2 Changes in Net Position	142-143
J-3 Fund Balances – Governmental Funds	144
J-4 Changes in Fund Balances – Governmental Funds	145
J-5 General Fund Other Local Revenue by Source	146
J-6 Assessed Value and Actual Value of Taxable Property	147
J-7 Direct and Overlapping Property Tax Rates	148
J-8 Principal Property Tax Payers – Current Year and Nine Years Ago	149
J-9 Property Tax Levies and Collections	150
J-10 Ratios of Outstanding Debt by Type	151
J-11 Ratios of Net Bonded Debt Outstanding	152
J-12 Direct and Overlapping Governmental Activities Debt	153
J-13 Legal Debt Margin Information	154
J-14 Demographic and Economic Statistics	155
J-15 Principal Employers – Current Year and Nine Years Ago	156
J-16 Full-Time Equivalent District Employees by Function/Program	157
J-17 Operating Statistics	158
J-18 School Building Information	159
J-19 Schedule of Required Maintenance	160
J-20 Insurance Schedule	161-162

TABLE OF CONTENTS (CONTINUED)

	PAGE
SINGLE AUDIT SECTION	
K-1 Independent Auditor's Report on Internal Control Over Financial Reporting and on Compliance and Other Matters Based on an Audit of Basic Financial Statements Performed in Accordance with Government Auditing Standards	163-164
K-2 Independent Auditor's Report on Compliance with Requirements Applicable to Each Major Federal and State Financial Assistance Program and on Internal Control Over Compliance in Accordance with the Uniform Guidance and New Jersey OMB Circular 15-08	165-166
K-3 Schedule of Expenditures of Federal Awards, Schedule A	167
K-4 Schedule of Expenditures of State Financial Assistance, Schedule B	168-169
K-5 Notes to the Schedules of Expenditures of Awards and Financial Assistance	170-171
K-6 Schedule of Findings and Questioned Costs	172-174
K-7 Schedule of Prior Audit Findings	175

INTRODUCTORY SECTION

JACKSON TOWNSHIP SCHOOL DISTRICT



151 Don Connor Boulevard
Jackson, NJ 08527-3497
(732) 833-4603
FAX (732) 833-4609
www.Jacksonsd.org

Dr. Stephen Genco
Superintendent

Ms. Michelle Richardson
Business Administrator/Board Secretary

November 18, 2016

Honorable President and Members
of the Board of Education
Jackson School District
County of Ocean, New Jersey 08527

Dear Board Members:

The comprehensive annual financial report of the Jackson School District for the fiscal year ended June 30, 2016, is hereby submitted. Responsibility for both the accuracy of the data and completeness and fairness of the presentation, including all disclosures, rests with the management of the Jackson Board of Education. To the best of our knowledge and belief, the data presented in this report is accurate in all material respects and is reported in a manner designed to present fairly the financial position and results of operations of the various funds of the District. All disclosures necessary to enable the reader to gain an understanding of the District's financial activities have been included.

The comprehensive annual financial report is presented in four sections; introductory, financial, statistical and single audit. The introductory section includes this transmittal letter, the District's organizational chart and a list of principal officials. The financial section includes the management's discussion and analysis, general-purpose financial statements and schedules, as well as the auditor's report thereon. The statistical section includes selected financial and demographic information, generally presented on a multi-year basis. The District is required to undergo an annual single audit in conformity with the provisions of The Single Audit Act of 1996 and Title 2 U.S. Code of Federal Regulations Part 200, Uniform Administrative Requirements, Cost Principles, and Audit Requirements for Federal Awards (Uniform Guidance) and State of New Jersey *OMB Circular 15-08* "Single Audit Policy for Recipients of Federal Grants, State Grants and State Aid." Information related to this single audit, including the auditor's report on the internal control structure and compliance with applicable laws and regulations and findings and recommendations are included in the single audit section of this report.

1. REPORTING ENTITY AND ITS' SERVICES: Jackson School District is an independent reporting entity within the criteria adopted by the GASB as established by NCGA Statement No. 3. All funds of the District are included in this report. The Jackson Board of Education and all its schools constitute the District's reporting entity.

The District provides a full range of educational services appropriate to grade levels K through 12. These include regular, vocational, as well as special education for handicapped children. The District completed the 2015-2016 fiscal year with an average daily enrollment of 8,601 students, which is 106 students below the previous year's enrollment. The following details the changes in the student enrollment of the District over the last ten years:

Average Daily Enrollment

<u>Fiscal Year</u>	<u>Student Enrollment</u>	<u>Percent Change</u>
2015/16	8,601	-1.2%
2014/15	8,707	-2.6%
2013/14	8,941	-2.3%
2012/13	9,149	-2.7%
2011/12	9,398	-2.0%
2010/11	9,588	0.0%
2009/10	9,595	-2.0%
2008/09	9,748	0.0%
2007/08	9,753	1.1%
2006/07	9,651	.4%

2. ECONOMIC CONDITION AND OUTLOOK: The Jackson Township School District continues to experience a modest decline in enrollment. Student population is expected to level off at approximately the current level. A number of new housing developments have broken ground in the town, this new housing will bring additional students into the district schools, thus increasing enrollment. The Jackson Township School District is committed to continued fiscal responsibility, full compliance to regulations and the understanding of the difficult economic conditions of our taxpayers while continuing to provide the highest quality instruction to all our students.

3. EDUCATION PROGRAM

Mission Statement: The Jackson School District is a partnership of dedicated staff, learners and community members committed to developing the unique abilities of each student through compelling learning experiences in a safe and nurturing environment.

Our comprehensive, engaging and technology-enriched programs inspire, educate and motivate students to become independent, creative and critical thinkers who will thrive in a diverse, evolving global society.

We are resolved that through commitment to scholarship, character and initiative, our students will succeed beyond the expectations of New Jersey and Common Core Standards as they excel in their life-long pursuit of knowledge.

The Jackson School District educational program spans Pre-Kindergarten to 12th grade in six elementary schools, two middle schools and two high schools. Over 8,600 students have an opportunity to participate in a variety of programs which include, but are not limited to, the following:

Basic Skills Literacy
Basic Skills Math
Enrichment
English as a Second Language
Special Education

The elementary curriculum features a developmentally appropriate approach to learning and an emphasis on activities that promote early literacy. The secondary program offers required and elective courses, which are aligned to the Core Curriculum Content Standards.

The District continues to adapt the educational program to the standards set forth in the No Child Left Behind Legislation. Thus, a five-year curriculum plan was created in math, literacy and science. Staff development activities are geared toward fulfilling the “Highly Qualified” standards for certified and non-certified personnel.

4. INTERNAL ACCOUNTING CONTROLS: Management of the District is responsible for establishing and maintaining an internal audit control structure designed to ensure that the assets of the District are protected from loss, theft or misuse and to ensure that adequate accounting data are compiled to allow for the preparation of financial statements in conformity with generally accepted accounting principles (GAAP). The internal control structure is designed to provide reasonable, but not absolute, assurance that these objects are met. The concept of reasonable assurance recognizes that: (1) the cost of a control should not exceed the benefits likely to be derived; and (2) the valuation of costs and benefits requires estimates and judgments by management.

As a recipient of federal and state financial assistance, the District also is responsible for ensuring that an adequate internal control structure is in place to ensure compliance with applicable laws and regulations related to those programs. This internal control structure is also subject to periodic evaluation by the District management.

As part of the District’s single audit described earlier, tests are made to determine the adequacy of the internal control structure, including that portion related to federal and state financial assistance programs, as well as to determine that the District has complied with applicable laws and regulations.

5. BUDGETARY CONTROLS: In addition to internal accounting controls, the District maintains budgetary controls. The objective of these budgetary controls is to ensure compliance with legal provisions embodied in the annual appropriated budget approved by the voters of the municipality. Annual appropriated budgets are adopted for the general fund, the special revenue fund, and the debt service fund. Project-length budgets are approved for the capital improvements accounted for in the capital projects funds. The final budget amount as amended for the fiscal year is reflected in the financial section.

The encumbrance accounting system is used to record outstanding purchase commitments on a line item basis. Open encumbrances at year-end are either canceled or are included as re-appropriations of fund balance in the subsequent year. Those amounts to be re-appropriated are reported as reservations of fund balance at June 30, 2016.

6. ACCOUNTING SYSTEM REPORTS: The District's accounting records reflect generally accepted accounting principles, as promulgated by the Governmental Accounting Standards board (GASB). The accounting system of the District is organized on the basis of various funds. These funds are explained in "Notes to the Financial Statements," Note 1.

7. CASH MANAGEMENT: The investment policy of the District is guided in large part by state statute as detailed in "Notes to the Financial Statements," Note 2. The District has adopted a cash management plan, which requires it to deposit public funds in public depositories protected from loss under the provisions of the Governmental Unit Deposit Protection Act ("GUDPA"). GUDPA was enacted in 1970 to protect Governmental Units from a loss of funds on deposit with a failed banking institution in New Jersey where the funds are secured in accordance with the Act. The law requires governmental units to deposit public funds only in public depositories located in New Jersey.

8. RISK MANAGEMENT: The Board carries various forms of insurance, including but not limited to general liability, automobile liability and comprehensive/collision hazard and theft insurance on property and contents, and fidelity bonds.


9. OTHER INFORMATION:


A. Independent Audit – State statutes require an annual audit by independent certified public accountants or registered municipal accountants. The Board selected the accounting firm of Suplee, Clooney, & Company. In addition to meeting the requirements set forth in state statutes, the audit also was designed to meet the requirements of The Single Audit Act of 1996 and the related Uniform Guidance and New Jersey OMB Circular 15-08. The auditor's report on the general-purpose financial statements and combining and individual fund statements and schedules is included in the financial section of this report. The auditor's reports related specifically to the single audit are included in the single audit section of this report.

10. FUTURE GROWTH: The District continues to monitor its population through demographic studies in preparation of any needed facility changes.

11. ACKNOWLEDGEMENTS: We would like to express our appreciation to the members of the Jackson School Board for their concern in providing fiscal accountability to the citizens and taxpayers of the school district and thereby contributing their full support to the development and maintenance of our financial operations. The preparation of this report could not have been accomplished without the efficient and dedicated services of our financial and accounting staff.

Respectfully submitted,


Dr. Stephen Genco
Superintendent of Schools


Michelle D. Richardson
Business Administrator/
Board Secretary

**JACKSON TOWNSHIP SCHOOL DISTRICT
BOARD OF EDUCATION
JACKSON, NEW JERSEY**

**ROSTER OF OFFICIALS
JUNE 30TH, 2016**

<u>Members of the Board of Education</u>	<u>Term Expires November</u>
Sharon E. Dey, Board President	2016
Barbara Fiero, Board Vice President	2017
John J. Burnetsky	2018
Thomas Colucci	2016
Vicki L. Grasso	2018
Michael R. Hanlon	2017
Scott Sargent	2018

Other Officials

Dr. Stephen Genco, Superintendent of Schools

Michelle D. Richardson, Board Secretary/School Business Administrator

Brian Falkowski, Treasurer

Nicholas Montenegro, Board Attorney

**JACKSON TOWNSHIP SCHOOL DISTRICT
BOARD OF EDUCATION
JACKSON, NEW JERSEY**

**CONSULTANTS AND ADVISORS
JUNE 30TH, 2016**

Architects

**Fraytak Veisz Hopkins & Duthie
1515 Lower Ferry Road
Trenton, New Jersey 08628**

DiCara/Rubino

**30 Galesi Drive, West Wing
Wayne, New Jersey 07470**

Settembrino Architects

**25 Bridge Avenue
Red Bank, New Jersey 07701**

Audit Firm

**Suplee Clooney & Company
308 East Broad Street
Westfield, New Jersey 07090**

Attorneys

Board Attorney

**Nicholas Montenegro
Montenegro Thompson Montenegro Genz
531 Burnt Tavern Road
Brick, New Jersey 08724**

Special Education/Labor Attorney

**Marc H. Zitomer
Schenck Price Smith & King, LLP
220 Park Avenue
Florham Park, New Jersey 07932**

Official Depository

**Ocean First Bank
260 North County Line Road
Jackson, New Jersey 08527**

FINANCIAL SECTION



SUPLEE, CLOONEY & COMPANY

CERTIFIED PUBLIC ACCOUNTANTS

308 East Broad Street, Westfield, New Jersey 07090-2122

Telephone 908-789-9300

Fax 908-789-8535

E-mail info@scnco.com

INDEPENDENT AUDITOR'S REPORT

Honorable President and Members
of the Board of Education
Jackson School District
County of Ocean
Jackson, New Jersey 08527

Report on the Financial Statements

We have audited the accompanying financial statements of the governmental activities, the business-type activities, each major fund, and the aggregate remaining fund information of the Jackson School District, County of Ocean, New Jersey as of and for the year ended June 30, 2016, and the related notes to the financial statements, which collectively comprise the District's basic financial statements as listed in the table of contents.

Management's Responsibility for the Financial Statements

Management is responsible for the preparation and fair presentation of these financial statements in accordance with accounting principles generally accepted in the United States of America; this includes the design, implementation, and maintenance of internal control relevant to the preparation and fair presentation of financial statements that are free from material misstatement, whether due to fraud or error.

Auditor's Responsibility

Our responsibility is to express opinions on these financial statements based on our audit. We conducted our audit in accordance with auditing standards generally accepted in the United States of America and the standards applicable to financial audits contained in *Government Auditing Standards* issued by the Comptroller General of the United States, audit requirements prescribed by the Division of Finance, Department of Education, State of New Jersey, the audit requirements of Title 2 U.S. Code of Federal Regulations Part 200, Uniform Administrative Requirements, Cost Principles, and Audit Requirements for Federal Awards (Uniform Guidance) and the standards applicable to financial audits contained in *Government Auditing Standards*, issued by the State of New Jersey *OMB Circular 15-08* "Single Audit Policy for Recipients of Federal Grants, State Grants and State Aid." Those standards and provisions require that we plan and perform the audit to obtain reasonable assurance about whether the financial statements are free from material misstatement.

SUPLEE, CLOONEY & COMPANY

An audit involves performing procedures to obtain audit evidence about the amounts and disclosures in the financial statements. The procedures selected depend on the auditor's judgment, including the assessment of the risks of material misstatement of the financial statements, whether due to fraud or error. In making those risk assessments, the auditor considers internal control relevant to the District's preparation and fair presentation of the financial statements in order to design audit procedures that are appropriate in the circumstances, but not for the purpose of expressing an opinion on the effectiveness of the District's internal control. Accordingly, we express no such opinion. An audit also includes evaluating the appropriateness of accounting policies used and the reasonableness of significant accounting estimates made by management, as well as evaluating the overall presentation of the financial statements.

We believe the audit evidence we have obtained is sufficient and appropriate to provide a basis for our audit opinions.

Opinion

In our opinion, the financial statements referred to above present fairly, in all material respects, the respective financial position of the governmental activities, the business-type activities, each major fund, and the aggregate remaining fund information of the Jackson School District, County of Ocean, New Jersey as of June 30, 2016, and the respective changes in financial position, and, where applicable, cash flows thereof for the year then ended in accordance with accounting principles generally accepted in the United States of America.

Other Matters

Required Supplementary Information

Accounting principles generally accepted in the United States of America require that the Management's Discussion and Analysis and budgetary comparison information in Exhibit C-1 through C-3 and the schedules related to accounting and reporting for pensions in Exhibit L-1 through L-4 be presented to supplement the basic financial statements. Such information, although not a part of the basic financial statements, is required by the Governmental Accounting Standards Board who considers it to be an essential part of financial reporting for placing the basic financial statements in an appropriate operational, economic, or historical context. We have applied certain limited procedures to the required supplementary information in accordance with auditing standards generally accepted in the United States of America, which consisted of inquiries of management about the methods of preparing the information and comparing the information for consistency with management's responses to our inquiries, the basic financial statements, and other knowledge we obtained during our audit of the basic financial statements. We do not express an opinion or provide any assurance on the information because the limited procedures do not provide us with sufficient evidence to express an opinion or provide any assurance.

SUPLEE, CLOONEY & COMPANY

Other Information

Our audit was conducted for the purpose of forming opinions on the financial statements that collectively comprise the Jackson School District's basic financial statements. The accompanying supplementary information schedules such as the combining and individual fund financial statements and the Schedules of Expenditures of Federal Awards and State Financial Assistance, as listed in the table of contents, as required by the Uniform Guidance, New Jersey's OMB Circular 15-08, "Single Audit Policy for Recipients of Federal Grants, State Grants and State Aid," and the State of New Jersey, Department of Education, Division of Finance, are presented for purposes of additional analysis and are not a required part of the basic financial statements.

The accompanying supplementary information schedules such as the combining and individual fund financial statements and the Schedules of Expenditures of Federal Awards and State Financial Assistance, as listed in the table of contents, as required by the Uniform Guidance, New Jersey's OMB Circular 15-08, "Single Audit Policy for Recipients of Federal Grants, State Grants and State Aid," and the State of New Jersey, Department of Education, Division of Finance is the responsibility of management and was derived from and relates directly to the underlying accounting and other records used to prepare the basic financial statements. Such information has been subjected to the auditing procedures applied in the audit of the basic financial statements and certain additional procedures, including comparing and reconciling such information directly to the underlying accounting records used to prepare the basic financial statements or to the basic financial statements themselves, and other additional procedures in accordance with auditing standards generally accepted in the United States of America. In our opinion, the accompanying supplementary information is fairly stated, in all material respects, in relation to the basic financial statements as a whole.

The other information, such as the introductory and statistical sections, has not been subjected to the auditing procedures applied in the audit of the basic financial statements, and accordingly, we do not express an opinion or provide any assurance on it.

Other Reporting Required by Government Auditing Standards

In accordance with Government Auditing Standards, we have also issued our report dated November 18, 2016 on our consideration of the Jackson School District's internal control over financial reporting and on our tests of its compliance with certain provisions of laws, regulations, contracts, and grant agreements and other matters. The purpose of that report is to describe the scope of our testing of internal control over financial reporting and compliance and the results of that testing, and not to provide an opinion on internal control over financial reporting or on compliance. That report is an integral part of an audit performed in accordance with Government Auditing Standards in considering the Jackson School District's internal control over financial reporting and compliance.


CERTIFIED PUBLIC ACCOUNTANTS


PUBLIC SCHOOL ACCOUNTANT NO. 962

November 18, 2016

REQUIRED SUPPLEMENTARY INFORMATION – PART I

MANAGEMENT'S DISCUSSION AND ANALYSIS

**JACKSON TOWNSHIP BOARD OF EDUCATION
JACKSON, NEW JERSEY
MANAGEMENT'S DISCUSSION AND ANALYSIS
FOR THE FISCAL YEAR ENDED JUNE 30, 2016
UNAUDITED**

The discussion and analysis of Jackson School District's financial performance provides an overall review of the School District's financial activities for the fiscal year ended June 30, 2016. The intent of this discussion and analysis is to look at the School District's financial performance as a whole; readers should also review the basic financial statements and notes to enhance their understanding of the School District's financial performance.

The Management's Discussion and Analysis (MD&A) is an element of Required Supplementary Information specified in the Governmental Accounting Standards Board's (GASB) Statement No. 34 – *Basic Financial Statements and Management's Discussion and Analysis for State and Local Governments* issued in June 1999. Certain comparative information between the current year (2015-2016) and the prior year (2014-2015) is required to be presented in the MD&A.

Financial Highlights

Key financial highlights for 2016 are as follows:

In the District Wide Statements:

- ◆ In total, net position increased \$7,279,868 which represents a 12.65 percent increase from 2015.
- ◆ General revenues accounted for \$141,031,543 in revenue or 78 percent of all revenues. Program specific revenues in the form of charges for services and operating grants and contributions accounted for \$39,332,197 or 22 percent of total revenues of \$141,031,543.
- ◆ Total assets of governmental activities increased by \$1,551,138 cash and cash equivalents decreased by \$4,999,964. Receivables increased by \$568,836 and capital assets increased by \$5,582,265.
- ◆ The School District had \$173,083,872 in expenses; \$39,332,197 of these expenses were offset by program specific charges for services, grants or contributions. General revenues of \$141,031,543 were adequate to provide for these programs.

In the Fund Financial Statements:

- ◆ The General Fund had \$143,036,728 in revenues and \$141,409,291 in expenditures.
- ◆ The District recognized \$876,991.00 in proceeds from a Capital Lease
- ◆ Overall the General Fund's fund balance increased \$2,504,428 from 2015.

Using this Comprehensive Annual Financial Report (CAFR)

This annual report consists of a series of financial statements and notes to those statements. These statements are organized so the reader can understand Jackson School District as a financial whole, an entire operating entity. The statements then proceed to provide an increasingly detailed look at specific financial activities.

The *Statement of Net Assets* and *Statement of Activities* provide information about the activities of the whole School district, presenting both an aggregate view of the School district's finances and a longer-term view of those finances. Fund financial statements provide the next level of detail. For governmental funds, these statements tell how services were financed in the short-term as well as what remains for future spending. The fund financial statements also look at the School district's most significant funds with all other non-major funds presented in total in one column. In the case of Jackson School District, the General Fund is by far the most significant fund.

**JACKSON TOWNSHIP BOARD OF EDUCATION
JACKSON, NEW JERSEY
MANAGEMENT’S DISCUSSION AND ANALYSIS
FOR THE FISCAL YEAR ENDED JUNE 30, 2016
UNAUDITED (Continued)**

Reporting the School District as a Whole

Statement of Net Assets and the Statement of Activities

While this document contains most of the funds used by the School District to provide programs and activities, the view of the School district as a whole looks at all financial transactions and asks the question, “How did we do financially during 2016?” The Statement of Net Assets and the Statement of Activities answers this question. These statements include all assets and liabilities using the accrual basis of accounting similar to the accounting used by most private-sector businesses. This basis of accounting takes into account all of the current year’s revenues and expenses regardless of when cash is received or paid.

These two statements report the School District’s net assets and changes in those assets. This change in net assets is important because it tells the reader that, for the school district as a whole, the financial position of the School district has improved or diminished. The causes of this change may be the result of many factors, some financial and some not. Non-financial factors include the School District’s property tax base, current laws in New Jersey restricting revenue growth, and other factors.

In the Statement of Net Assets and the Statement of Activities, the School District is divided into two distinct kinds of activities:

- ◆ Governmental activities – All of the School District’s programs and services are reported here including instruction, support services, operation and maintenance of plant facilities, pupil transportation and extracurricular activities.
- ◆ Business-Type Activity – This service is provided on a charge for goods or services basis to recover all the expenses of the goods or services provided. The Food Service, Child Care Program, Community School Program, Preschool Program, Digital Media Program, Summer Electives and STEM Summer Camp Program enterprise funds are reported as business activities.

Reporting the School District’s Most Significant Funds

Fund Financial Statements

Fund financial reports provide detailed information about the School District’s funds. The School District uses many funds to account for a multitude of financial transactions. The School District’s governmental funds are the General Fund, Special Revenue Fund, Capital Projects Fund, and Debt Service Fund.

Governmental Funds

The School District’s activities are reported in governmental funds, which focus on how money flows into and out of those funds and the balances left at year-end available for spending in the future years. These funds are reported using an accounting method called modified accrual accounting, which measures cash and all other financial assets that can readily be converted to cash. The governmental fund statements provide a detailed short-term view of the School district’s general government operations and the basic services it provides. Governmental fund information helps the reader determine whether there are more or fewer financial resources that can be spent in the near future to finance educational programs. The relationship (or differences) between governmental activities (reported in the Statement of Net Assets and the Statement of Activities) and governmental funds is reconciled in the financial statements.

Enterprise Fund

The enterprise fund uses the same basis of accounting as business-type activities.

**JACKSON TOWNSHIP BOARD OF EDUCATION
JACKSON, NEW JERSEY
MANAGEMENT'S DISCUSSION AND ANALYSIS
FOR THE FISCAL YEAR ENDED JUNE 30, 2016
UNAUDITED (Continued)**

Notes to the Financial Statements

The notes provide additional information that is essential to a full understanding of the data provided in the District-wide and fund financial statements. The notes to the financial statements can be found immediately following the fund financial statements.

The School District as a Whole

Recall that the Statement of Net Assets provides the perspective of the School District as a whole. Net assets may serve over time as a useful indicator of a government's financial position. The District's financial position is the product of several financial transactions including the net results of activities, the acquisition and payment of debt, the acquisition and disposal of capital assets, and the depreciation of capital assets.

Table 1 provides a summary of the School District's net assets for 2016. In accordance with GASB Statement 34, net asset comparisons to fiscal year 2015 are presented.

**TABLE 1
NET POSITION**

	2016			2015		
	<u>Governmental Activities</u>	<u>Business Activities</u>	<u>Total</u>	<u>Governmental Activities</u>	<u>Business Activities</u>	<u>Total</u>
ASSETS						
Current & Other Assets	\$15,402,636	\$3,227,730	\$18,630,365	\$19,833,763	\$2,676,333	\$22,510,096
Capital Assets	137,117,282	1,225,360	138,342,642	131,535,016	1,281,676	132,816,693
TOTAL ASSETS	152,519,917	4,453,089	156,973,007	151,368,779	3,958,009	155,326,788
DEFERRED OUTFLOWS OF RESOURCES:						
Loss on Refunding of Long Term Debt	2,986,735		2,986,735	3,265,289		3,265,289
Pension Related	9,945,953		9,945,953	4,165,210		4,165,210
TOTAL DEFERRED OUTFLOWS	12,932,688		12,932,688	7,430,499		7,430,499
LIABILITIES						
Long-Term Liabilities	134,511,552	105,942	134,617,494	131,615,975	107,363	131,723,338
Other Liabilities	9,480,951	393,762	9,874,714	11,697,976	430,231	12,128,207
TOTAL LIABILITIES	143,992,503	499,704	144,492,207	143,313,951	537,594	143,851,545
DEFERRED INFLOWS OF RESOURCES:						
Pension Related	2,090,732		2,090,732	2,850,505		2,850,505
NET POSITION						
Net investment in capital assets	62,704,699	1,225,360	63,930,058	51,059,391	1,281,676	52,341,068
Restricted	11,576,907		11,576,907	14,169,847		14,169,847
Unrestricted:						
Pension related (deficit)	(50,012,184)		(50,012,184)	(48,648,592)		(48,648,592)
Other (deficit)	(4,900,052)	2,728,026	(2,172,027)	(3,945,824)	2,138,738	(1,807,086)
TOTAL NET POSITION	\$19,369,370	\$3,953,385	\$23,322,755	\$12,634,822	\$3,420,415	\$16,055,237

The District's combined net assets were \$23,322,755 on June 30, 2016.

**JACKSON TOWNSHIP BOARD OF EDUCATION
 JACKSON, NEW JERSEY
 MANAGEMENT'S DISCUSSION AND ANALYSIS
 FOR THE FISCAL YEAR ENDED JUNE 30, 2016
 UNAUDITED (Continued)**

Table 2 shows changes in net assets for fiscal year 2016. In accordance with GASB Statement 34, revenue and expense comparisons to fiscal year 2014 is presented to comparatively analyze district-wide data.

**TABLE 2
CHANGES IN NET POSITION**

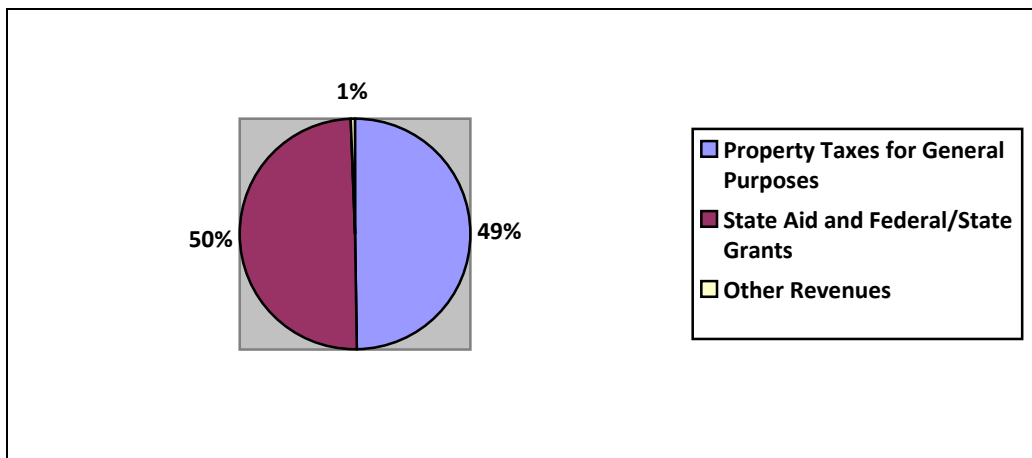
	2016			2015		
	Governmental Activities	Business Activities	Total	Governmental Activities	Business Activities	Total
Revenues:						
Program Revenues:						
Operating Grants & Contributions	\$34,836,898	\$1,087,364	\$35,924,262	\$28,500,405	\$1,046,105	\$29,546,510
Charges for Services		3,407,934	3,407,934		3,736,939	3,736,939
General Revenues						
Property Taxes	85,922,857		85,922,857	83,422,645		83,422,645
Grants (includes State Aid) and Entitlements	54,144,142		54,144,142	52,450,103		52,450,103
Other Revenues	968,925	22,551	991,477	773,333	22,672	796,005
Transfers				200,000	(200,000)	
Disposal of Capital Assets	(26,933)		(26,933)	(3,661)		(3,661)
	<u>175,845,890</u>	<u>4,517,850</u>	<u>180,363,740</u>	<u>165,342,825</u>	<u>4,605,715</u>	<u>169,948,540</u>
Expenses:						
Instruction	98,345,789		98,345,789	91,316,429		91,316,429
Pupils and Instructional Staff	24,335,585		24,335,585	23,538,412		23,538,412
General & School Adm, Central Serv & Adm Technology	14,355,367		14,355,367	13,740,398		13,740,398
Maintenance	12,501,620		12,501,620	12,537,490		12,537,490
Transportation	10,831,895		10,831,895	10,789,147		10,789,147
Interest on Long-Term Debt	4,150,757		4,150,757	4,512,100		4,512,100
Other	4,590,330		4,590,330	4,568,359		4,568,359
Business-Type		3,972,529	3,972,529		4,497,510	4,497,510
Total Expenses	<u>169,111,343</u>	<u>3,972,529</u>	<u>173,083,872</u>	<u>161,002,334</u>	<u>4,497,510</u>	<u>165,499,844</u>
Change in Net Position	6,734,547	545,321	7,279,868	4,340,490	108,205	4,448,696
Net Position July 1,	<u>12,634,822</u>	<u>3,408,065</u>	<u>16,042,887</u>	<u>8,294,332</u>	<u>3,299,859</u>	<u>11,594,191</u>
Net Position June 30,	<u>19,369,370</u>	<u>3,953,385</u>	<u>23,322,755</u>	<u>12,634,822</u>	<u>3,408,065</u>	<u>16,042,887</u>

**JACKSON TOWNSHIP BOARD OF EDUCATION
 JACKSON, NEW JERSEY
 MANAGEMENT'S DISCUSSION AND ANALYSIS
 FOR THE FISCAL YEAR ENDED JUNE 30, 2016
 UNAUDITED (Continued)**

Governmental Activities

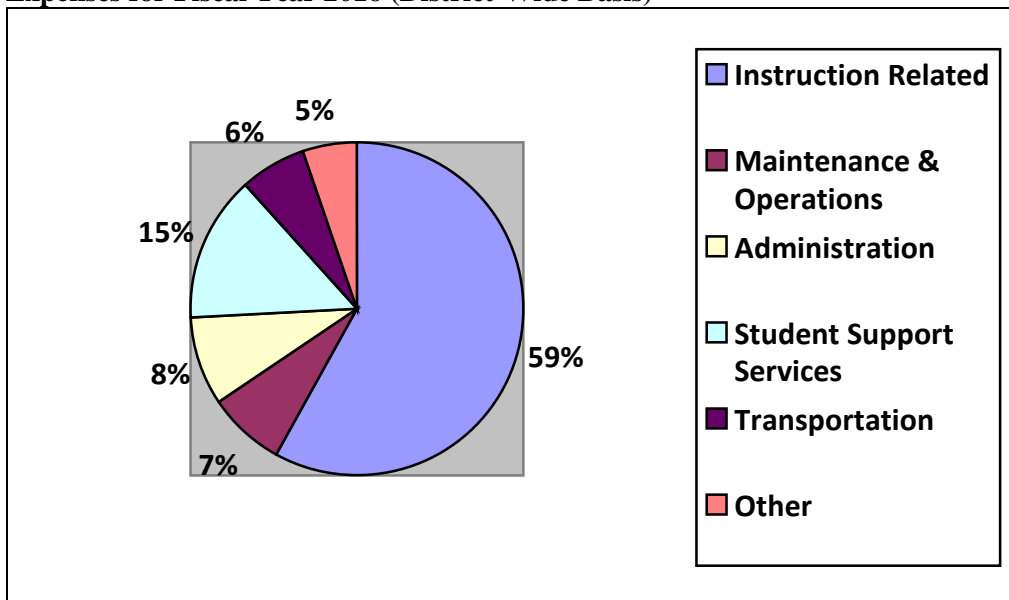
As shown in Table 2 the District's total revenue from Governmental Activities was \$175,845,890. Property taxes made up 49 percent of these revenues. Federal, state, and local grants and state aid accounted for another 50 percent of revenue.

Sources of Revenue for Fiscal Year 2016 (District-Wide Basis)



Also on Table 2, the total cost of Governmental programs and services was \$169,111,343. Direct instruction comprises 59 percent of District expenses.

Expenses for Fiscal Year 2016 (District-Wide Basis)



**JACKSON TOWNSHIP BOARD OF EDUCATION
JACKSON, NEW JERSEY
MANAGEMENT'S DISCUSSION AND ANALYSIS
FOR THE FISCAL YEAR ENDED JUNE 30, 2016
UNAUDITED (Continued)**

Business-Type Activities

Revenues for the District's business-type activities (food service, child care, community school, pre-school programs, digital media and summer elective) were comprised of charges for services and federal and state reimbursements.

- ◆ Business Type revenues exceeded expenses by \$545,321
- ◆ Charges for services represent \$3,407,934 of revenue. This represents amounts paid by patrons for the various program services.
- ◆ Federal and state reimbursement for meals, including payments for free and reduced lunches, and donated commodities was \$1,087,364.

Governmental Activities

The Statement of Activities shows the cost of program services and the charges for services and grants offsetting those services. Table 3 shows the total cost of services and the net cost of services. The total costs include compensating absences, unallocated benefits, and depreciation and is reduced by grants and specific state aid. The net cost shows the financial burden that was placed on the District's taxpayers by each of these functions. In accordance with GASB Statement 34, a comparison to fiscal year 2015 is presented.

**TABLE 3
NET COST OF SERVICES**

	Total Cost of Services <u>2016</u>	Total Cost of Services <u>2015</u>	Net Cost of Services <u>2016</u>	Net Cost of Services <u>2015</u>
Instruction	98,345,789	\$91,316,429	\$73,078,417	\$71,242,551
Pupils and Instructional Staff	24,335,585	23,538,412	20,023,312	19,804,300
Gen. & School Adm, Central				
Serv & Adm Technology	14,355,367	13,740,398	10,658,388	10,689,816
Maintenance	12,501,620	12,537,490	12,501,620	12,537,490
Transportation	10,831,895	10,789,147	9,767,402	9,724,654
Interest on Long-Term Debt	4,150,757	4,512,100	3,654,975	3,934,759
Business-Type	3,972,529	4,497,510	(522,770)	(297,883)
Other	4,590,330	4,568,359	4,590,330	4,568,359
Total Expenses	<u>\$173,083,872</u>	<u>\$165,499,844</u>	<u>\$133,751,675</u>	<u>\$132,204,046</u>

Instruction expenses include the activities involving the interaction between teachers and students in a school classroom, another location such as a home or hospital, and in other learning situations such as those involving co-curricular activities.

Support Services includes expenses for pupils and instructional staff providing administrative, technical, and logistical support to facilitate and enhance instruction. This area includes Attendance and Social Work Services, Health Services, Child Study Team Services, Curriculum Development, Staff Training, and School Library Services.

**JACKSON TOWNSHIP BOARD OF EDUCATION
JACKSON, NEW JERSEY
MANAGEMENT'S DISCUSSION AND ANALYSIS
FOR THE FISCAL YEAR ENDED JUNE 30, 2016
UNAUDITED (Continued)**

School Administration, General Administration, Central Service & Administrative Technology includes expenses associated with administrative responsibility for the schools: Supervision of the schools, evaluation of school staff members, fiscal services, human resources, strategic planning, purchasing, payroll, and management of the district's information technology system.

Operation and Maintenance of Facilities involve keeping the physical plant open, comfortable, and safe for use, and keeping the grounds, buildings, and equipment in effective working condition.

Pupil Transportation includes activities involved with the conveyance of students to and from school, as well as to and from school activities, as provided by Federal and State law.

Interest on debt involves the transactions associated with the payment of interest and other related charges to debt of the School District.

Business Type Activities involves the transactions associated with the operation of the Food Service, Child Care, Community School, Preschool, Extended Enrichment Kindergarten, Digital Mass Media, Summer Elective and STEM Summer Camp Programs.

Other includes special schools and unallocated depreciation.

The School District's Funds

All governmental funds (i.e., general fund, special revenue fund, capital projects fund and debt service fund presented in the fund-based statements) are accounted for using the modified accrual basis of accounting. Total revenues amounted to \$159,116,941 and expenditures were \$162,608,964 The District also had \$882,697 in other financing sources consisting mainly of capital lease proceeds. The net negative change in fund balance for the year was \$2,609,326. This was largely the result of the expenditure of funds for the District's Capital Projects

As demonstrated by the various statements and schedules included in the financial section of this report, the District continues to meet its responsibility for sound financial management. The following schedules present a summary of the revenues of the general fund, special revenue fund and debt service fund for the fiscal year ended June 30, 2016, and the amount and percentage of increases and decreases in relation to prior year revenues.

REVENUES (FUND-BASED FINANCIAL STATEMENTS):

	<u>Amount</u>	<u>Percentage</u>	<u>Increase/Decrease from 2015</u>	<u>Percentage Change</u>
Local Sources	\$86,969,709	55.81%	\$2,659,181	3.15%
State Sources	65,684,884	42.15%	2,012,975	3.16%
Federal Sources	<u>3,186,661</u>	<u>2.04%</u>	<u>109,954</u>	<u>3.57%</u>
	<u>\$155,841,254</u>	<u>100.00%</u>	<u>\$4,782,109</u>	<u>3.17%</u>

The slight increase in State sources is the result of the State's increase in state formula aid to school districts.

Federal revenues increased due to the District's increased participation in the Medical Assistance program (SEMI).

**JACKSON TOWNSHIP BOARD OF EDUCATION
JACKSON, NEW JERSEY
MANAGEMENT'S DISCUSSION AND ANALYSIS
FOR THE FISCAL YEAR ENDED JUNE 30, 2016
UNAUDITED (Continued)**

The following schedule represents a summary of general fund, special revenue fund, and debt service fund expenditures for the fiscal year ended June 30, 2016, and the percentage of increases and decreases in relation to prior year amounts.

EXPENDITURES (FUND BASED FINANCIAL STATEMENTS)

	<u>Amount</u>	<u>Percentage</u>	<u>Increase/(Decrease) from 2015</u>	<u>Percentage Change</u>
Current Expense:				
Instruction	\$53,863,036	34.93%	\$1,686,612	3.23%
Undistributed	84,349,675	54.70%	1,188,257	1.43%
Capital Outlay	2,815,116	1.83%	1,124,637	66.53%
Special Schools	381,465	0.25%	(863)	-0.23%
Special Revenue	3,312,357	2.15%	90,423	2.81%
Debt Service:				
Principal	5,830,000	3.78%	585,000	11.15%
Interest	<u>3,668,778</u>	<u>2.38%</u>	<u>(246,300)</u>	<u>-6.29%</u>
Total	<u>\$154,220,426</u>	<u>100.02%</u>	<u>\$4,427,766</u>	<u>2.96%</u>

Changes in expenditures were the results of varying factors. The increase in Capital Outlay is the result of more capital projects being undertaken.

General Fund Budgeting Highlights

The School District's budget is prepared according to New Jersey law, and is based on accounting for certain transactions on a basis of cash receipts, disbursements, and encumbrances. The most significant budgeted fund is the General Fund.

Over the course of the year, the District revised the annual operating budget as needed. Revisions in the budget were made to recognize revenues that were not anticipated and to prevent over-expenditures in specific line item accounts. Several of these revisions bear notation:

- ◆ The District received \$1,260,284 in extraordinary aid, which is state aid for special education students whose individual program cost exceeds program guidelines; this was \$360,284 more than anticipated. There was no guarantee from the Department of Education that these funds would be available.
- ◆ TPAF, which is the state's contribution to the pension fund, is neither a revenue item nor an expenditure item to the District but is required to be reflected in the financial statements. This number is reflective of the amount of money the New Jersey Department of Education pays on-behalf of certified staff for pension and FICA purposes. Salaries of regular instruction continue to increase in proportion with negotiated contracts.
- ◆ The District's philosophy is to include special education students in regular academic classes whenever possible but with additional services. Students who may have been originally scheduled for Resource Room classes were scheduled for Inclusion classes. This necessitates the cost for additional instructional aides and teachers to accommodate resource students.

Capital Assets

**JACKSON TOWNSHIP BOARD OF EDUCATION
JACKSON, NEW JERSEY
MANAGEMENT'S DISCUSSION AND ANALYSIS
FOR THE FISCAL YEAR ENDED JUNE 30, 2016
UNAUDITED (Continued)**

At the end of the fiscal year 2016, the School District had \$137,142,867 invested in land, building, furniture and equipment, and vehicles. Table 4 shows fiscal year 2016 balances compared to 2015.

**Table 4
Capital Assets (Net of Depreciation) at June 30**

	<u>2016</u>	<u>2015</u>
Land	\$15,707,450	\$15,707,450
Construction in Progress	12,875,554	4,591,248
Site Improvements	1,155,785	1,090,210
Building and Building Improvements	101,491,599	104,310,815
Machinery and Equipment	5,886,894	5,835,293
Total	<u>\$137,117,282</u>	<u>\$131,535,016</u>

Overall capital assets increased \$5,582,264 from fiscal year 2015 to fiscal year 2016. The increase in capital assets is due primarily to construction in progress from on-going capital projects of the District in FY2016. For more detailed information, please refer to the Notes to the Financial Statements.

Debt Administration

At June 30, 2016, the School District had \$140,690,574 of outstanding debt. Of this amount, \$5,467,457 is for compensated absences; \$2,623,040 for various capital leases; \$76,235,000 of serial bonds for school construction; \$706,367 in unamortized bond premium and \$55,658,710 in net pension liability.

Table 5 illustrates the balances of the District's various bonds issues outstanding at June 30, 2016 and June 30, 2015.

**Table 5
Outstanding Debt at June 30,**

	2016	2015
2003 ERIP Refunding Bonds	\$ -0-	\$655,000
2006 Refunding Bonds	67,720,000	72,210,000
2007 General Obligation Bonds	690,000	1,350,000
2014 Refunding Bonds	7,825,000	7,850,000
Total	<u>\$76,235,000</u>	<u>\$87,236,000</u>

At June 30, 2016, the School District's overall legal debt margin was \$180,614,032.

For the Future

The Jackson School District is in good financial condition presently. The School District is proud of its community

**JACKSON TOWNSHIP BOARD OF EDUCATION
JACKSON, NEW JERSEY
MANAGEMENT'S DISCUSSION AND ANALYSIS
FOR THE FISCAL YEAR ENDED JUNE 30, 2016
UNAUDITED (Continued)**

support of the public schools. During the 2015-2016 school year, the state slightly increased state aid. There is uncertainty regarding the method and amount of funding the states portion of educational aid in the future. The Board and Administration continue to find creative means to fill the gap between funding, and the cost to provide education to Jackson's students.

In addition, the School District's system for financial planning, budgeting and internal financial controls are well regarded. The School District plans to continue its sound fiscal management to meet the challenge of the future. In conclusion, the Jackson School District has committed itself to financial excellence for many years.

Contacting the School District's Financial Management

This financial report is designed to provide our citizens, taxpayers, investors, and creditors with a general overview of the School District's finances and to show the School District's accountability for the money it receives. If you have questions about this report or need additional information, contact Ms. Michelle D. Richardson, Business Administrator/Board Secretary at Jackson Township Board of Education, Administration Building, 151 Don Connor Blvd., Jackson, NJ 08527. Please visit our website at www.jacksonsd.org.

BASIC FINANCIAL STATEMENTS

The basic financial statements provide a financial overview of the District's operations. These financial statements present the financial position and operating results of all funds as of June 30, 2016

DISTRICT-WIDE FINANCIAL STATEMENTS

The statement of net position and the statement of activities display information about the District. These statements include the financial activities of the overall district, except for fiduciary activities. Eliminations have been made to minimize the double counting of internal activities. These statements distinguish between the governmental and business-type activities of the District.

JACKSON TOWNSHIP SCHOOL DISTRICT
STATEMENT OF NET POSITION
JUNE 30, 2016

	<u>GOVERNMENTAL</u> <u>ACTIVITIES</u>	<u>BUSINESS-TYPE</u> <u>ACTIVITIES</u>	<u>TOTAL</u>
ASSETS:			
Cash and cash equivalents	\$5,979,426.94	\$3,137,682.02	\$9,117,108.96
Receivables, net	4,833,580.44	53,061.92	4,886,642.36
Inventory		36,985.68	36,985.68
Restricted assets:			
Restricted cash and cash equivalents	4,589,628.22		4,589,628.22
Capital assets:			
Land and Construction in progress	28,583,004.14		28,583,004.14
Other Capital Assets net of depreciation	108,534,277.73	1,225,359.80	109,759,637.53
Total Assets	<u>152,519,917.47</u>	<u>4,453,089.42</u>	<u>156,973,006.89</u>
DEFERRED OUTFLOWS OF RESOURCES:			
Premium and Loss on Refunding of Long Term Debt	2,986,734.56		2,986,734.56
Pension Related	9,945,953.00		9,945,953.00
Total Deferred Outflow of Resources	<u>12,932,687.56</u>		<u>12,932,687.56</u>
LIABILITIES:			
Accounts payable	2,793,907.13	51,008.87	2,844,916.00
Payable to state government	20,368.83		20,368.83
Deposits payable	22,841.99	4,149.80	26,991.79
Unearned revenue	57,195.98	338,603.70	395,799.68
Accrued Interest Payable	407,616.14		407,616.14
Noncurrent liabilities:			
Due within one year:			
Bonds and capital leases payable	6,179,021.14		6,179,021.14
Due beyond one year:			
Net Pension Liability	55,658,710.00		55,658,710.00
Compensated absences payable	5,467,457.12	105,941.58	5,573,398.70
Bonds and capital leases payable	73,385,385.03		73,385,385.03
Total liabilities	<u>143,992,503.36</u>	<u>499,703.95</u>	<u>144,492,207.31</u>
DEFERRED INFLOWS OF RESOURCES:			
Related to pensions	<u>2,090,732.00</u>		<u>2,090,732.00</u>
NET POSITION:			
Net investment in capital assets	62,704,698.59	1,225,359.80	63,930,058.39
Restricted for:			
Capital projects fund	684,590.43		684,590.43
Debt service fund (deficit)	(349,598.53)		(349,598.53)
Other purposes	11,241,915.37		11,241,915.37
Unrestricted (deficit)	<u>(54,912,236.19)</u>	<u>2,728,025.67</u>	<u>(52,184,210.52)</u>
Total net position	<u>\$19,369,369.67</u>	<u>\$3,953,385.47</u>	<u>\$23,322,755.14</u>

The accompanying Notes to the Financial Statements are an integral part of this statement.

JACKSON TOWNSHIP SCHOOL DISTRICT
STATEMENT OF ACTIVITIES
JUNE 30, 2016

Functions/Programs	Expenses	Indirect Cost Allocation	Programs Revenues		Net (Expense) Revenue and Changes in Net Position	
			Charges for Services	Operating Grants and Contributions	Governmental Activities	Business-type Activities
Governmental Activities:						
Instruction:						
Regular	\$ 35,741,791.19	\$ 25,069,538.08	\$	\$ 14,606,518.01	\$	\$ (46,204,811.26)
Special	18,170,646.66	14,895,432.64		9,693,892.69		(23,372,186.61)
Other Instruction	2,821,715.53	1,646,664.92		966,961.11		(3,501,419.34)
Support services:						
Tuition	3,545,262.97	(3,545,262.97)				
Student and instruction related services	15,416,589.34	8,918,995.58		5,618,875.40		(18,716,709.52)
General administrative services	1,226,105.56	80,497.22				(1,306,602.78)
School administrative services	5,321,915.17	4,757,281.38		2,390,375.89		(7,688,820.66)
Central services/Admin information technology	2,372,093.21	597,474.19				(2,969,567.40)
Plant operations and maintenance	10,035,675.93	2,465,944.40				(12,501,620.33)
Pupil transportation	7,954,498.90	2,877,395.91		1,064,493.00		(9,767,401.81)
Unallocated benefits	56,609,256.39	(56,609,256.38)				(0.01)
Special Schools	381,464.50	159,518.91				(540,983.41)
Interest on Long-Term Debt	4,150,757.28			495,782.04		(3,654,975.24)
Unallocated depreciation	5,363,569.99	(1,314,223.88)				(4,049,346.11)
Total governmental activities	<u>169,111,342.62</u>	<u>(1,314,223.88)</u>		<u>34,836,898.14</u>		<u>(134,274,444.48)</u>
Business-type activities						
Child Care	1,147,144.43			1,278,197.19		131,052.76
Non-Major Programs	2,825,384.55			2,129,737.09		391,716.85
Total business-type activities	<u>3,972,528.98</u>			<u>3,407,934.28</u>		<u>522,769.61</u>
Total primary government	<u>\$ 173,083,871.60</u>	<u>\$</u>	<u>\$ 3,407,934.28</u>	<u>\$ 35,924,262.45</u>	<u>\$ 522,769.61</u>	<u>\$ (133,751,674.87)</u>
General Revenues:						
Taxes:						
Property taxes, levied for general purposes, net						\$ 77,701,924.00
Taxes levied for debt service						8,220,933.00
Federal and state aid not restricted						50,032,328.28
Federal and state aid restricted						4,111,814.18
Miscellaneous income						968,925.44
Disposal of capital asset (net)						(26,933.20)
Transfers						
Total general revenues and special items						<u>141,008,991.70</u>
Change in Net Position						<u>6,734,547.22</u>
Net Position - beginning						<u>12,634,822.45</u>
Net Position ending						<u>\$ 19,369,369.67</u>
						<u>\$ 3,953,385.47</u>
						<u>\$ 23,322,755.14</u>

The accompanying Notes to the Financial Statements are an integral part of this statement.

MAJOR FUND FINANCIAL STATEMENTS

The Individual Fund financial statements and schedules present more detailed information for the individual fund in a format that segregates information by fund type.

JACKSON TOWNSHIP SCHOOL DISTRICT
BALANCE SHEET
GOVERNMENTAL FUNDS
JUNE 30, 2016

	GENERAL FUND	SPECIAL REVENUE FUND	CAPITAL PROJECTS FUND	DEBT SERVICE FUND	TOTAL GOVERNMENTAL FUNDS
ASSETS:					
Cash and cash equivalents	\$ 5,921,409.33	\$	\$	58,017.61	\$ 5,979,426.94
Cash with Fiscal Agents	934,000.00				934,000.00
Cash, Capital Reserve	3,655,628.22				3,655,628.22
Other receivables	15,108.33	10,896.32			26,004.65
Due from other funds	1,940,357.24				1,940,357.24
Receivables from other governments	1,539,183.05	306,632.16	2,884,847.26		4,730,662.47
Total assets	\$ 14,005,686.17	\$ 317,528.48	\$ 2,884,847.26	\$ 58,017.61	\$ 17,266,079.52
LIABILITIES AND FUND BALANCES:					
Liabilities:					
Accounts payable	\$ 585,212.13	\$	\$	\$	585,212.13
Interfund payables		239,275.42	1,624,168.50		1,863,443.92
Payable to state government		20,368.83			20,368.83
Deposits payable	22,153.74	688.25			22,841.99
Unearned revenue	934,000.00	57,195.98			991,195.98
Total liabilities	1,541,365.87	317,528.48	1,624,168.50		3,483,062.85
Fund balances:					
Restricted:					
Capital reserve account	3,655,628.22				3,655,628.22
Reserved Excess Surplus designated for subsequent years expenditures	4,505,842.51				4,505,842.51
Reserve for Excess surplus	3,080,444.64				3,080,444.64
Capital projects fund			576,088.33		576,088.33
Debt service fund				10,614.61	10,614.61
Assigned:					
Encumbrances	555,768.44				555,768.44
Committed:					
Designated for subsequent years expenditures	666,636.49			47,403.00	714,039.49
Encumbrances			684,590.43		684,590.43
Total fund balances	12,464,320.30		1,260,678.76	58,017.61	13,783,016.67
Total liabilities and fund balances	\$ 14,005,686.17	\$ 317,528.48	\$ 2,884,847.26	\$ 58,017.61	\$ 17,266,079.52

The accompanying Notes to the Financial Statements are an integral part of this statement.

TOWNSHIP OF JACKSON SCHOOL DISTRICT
BALANCE SHEET
GOVERNMENTAL FUNDS
JUNE 30, 2016

Total Fund Balances (Brought Forward)		\$13,783,016.67
<p>Amounts Reported for Governmental Activities in the Statement of Net Position (A-1) are different because:</p>		
<p>Capital assets used in governmental activities are not financial resources and therefore are not reported in the funds.</p>		
Cost of Assets		\$219,593,004.35
Accumulated Depreciation		<u>(82,475,722.48)</u>
		137,117,281.87
<p>Long term liabilities, including bonds payable, and other related amounts that are not due and payable in the current period and therefore are not reported as liabilities in the funds.</p>		
Net Pension Liability		(55,658,710.00)
Compensated Absences		(5,467,457.12)
Bonds Payable		
Outstanding at June 30, 2016	\$ (76,235,000.00)	
Less: Unamortized Balance of Refunding Bonds	<u>2,280,367.97</u>	
		(73,954,632.03)
Capital Leases:		
Outstanding at June 30, 2016	\$ (2,623,039.58)	
Less: Unexpended Proceeds	<u>934,000.00</u>	
		<u>(1,689,039.58)</u>
		(136,769,838.73)
<p>Deferred Outflows and Inflows of resources are applicable to future periods and therefore are not reported in the funds.</p>		
Pensions:		
Deferred Outflows		
Pension related		7,737,258.00
Employer Contribution related to pensions		<u>2,208,695.00</u>
		9,945,953.00
Deferred Inflows:		
Pension related		(2,090,732.00)
<p>Certain liabilities are not due and payable in the current period and therefore, are not reported in the governmental funds.</p>		
Accounts Payable - Pension Related		(2,208,695.00)
Accrued Interest Payable		<u>(407,616.14)</u>
		<u>(2,616,311.14)</u>
Net Position of Governmental Activities		<u><u>\$19,369,369.67</u></u>

The accompanying Notes to the Financial Statements are an integral part of this statement.

JACKSON TOWNSHIP BOARD OF EDUCATION
STATEMENT OF REVENUES, EXPENDITURES AND CHANGES IN FUND BALANCE
GOVERNMENTAL FUNDS
FOR THE FISCAL YEAR ENDED JUNE 30, 2016

	<u>GENERAL</u> <u>FUND</u>	<u>SPECIAL</u> <u>REVENUE</u> <u>FUND</u>	<u>CAPITAL</u> <u>PROJECTS</u> <u>FUND</u>	<u>DEBT</u> <u>SERVICE</u> <u>FUND</u>	<u>TOTAL</u> <u>GOVERNMENTAL</u> <u>FUNDS</u>
REVENUES:					
Local sources:					
Local tax levy	\$ 77,701,924.00	\$	\$	\$ 8,220,933.00	\$ 85,922,857.00
Interest on capital reserve	2,168.74				2,168.74
Miscellaneous	956,142.29	88,540.68	4,908.62		1,049,591.59
Total - local sources	<u>78,660,235.03</u>	<u>88,540.68</u>	<u>4,908.62</u>	<u>8,220,933.00</u>	<u>86,974,617.33</u>
State sources	64,169,103.88	244,544.34	3,270,778.42	1,271,236.00	68,955,662.64
Federal sources	207,389.28	2,979,271.99			3,186,661.27
Total revenues	<u>143,036,728.19</u>	<u>3,312,357.01</u>	<u>3,275,687.04</u>	<u>9,492,169.00</u>	<u>159,116,941.24</u>
EXPENDITURES:					
Current expense:					
Regular instruction	35,738,782.19				35,738,782.19
Special instruction	15,302,538.39	2,868,108.27			18,170,646.66
Other Instruction	2,821,715.53				2,821,715.53
Support services:					
Tuition	3,545,262.97				3,545,262.97
Student & instruction related services	15,037,922.40	378,666.94			15,416,589.34
General administrative services	1,226,105.56				1,226,105.56
School administrative services	5,321,915.17				5,321,915.17
Central service/Admin information technology	2,372,093.21				2,372,093.21
Plant operations and maintenance	10,035,675.93				10,035,675.93
Pupil transportation	8,699,370.04				8,699,370.04
Unallocated benefits	38,111,329.31				38,111,329.31
Special schools	381,464.50				381,464.50
Debt Service:					
Principal				5,830,000.00	5,830,000.00
Interest				3,668,777.75	3,668,777.75
Capital outlay	2,815,116.02	65,581.80	8,388,537.85		11,269,235.67
Total expenditures	<u>141,409,291.22</u>	<u>3,312,357.01</u>	<u>8,388,537.85</u>	<u>9,498,777.75</u>	<u>162,608,963.83</u>
Excess (deficiency) of revenues over (under) expenditures	1,627,436.97		(5,112,850.81)	(6,608.75)	(3,492,022.59)
Other financing sources (uses):					
Transfers In/out			(4,908.62)	4,908.62	
Interest earned on Arbitrage reserve				5,705.79	5,705.79
Capital leases (non-budgeted)	876,991.00				876,991.00
Total other financing sources	<u>876,991.00</u>		<u>(4,908.62)</u>	<u>10,614.41</u>	<u>882,696.79</u>
Net change in fund balances	2,504,427.97		(5,117,759.43)	4,005.66	(2,609,325.80)
Fund balances, July 1, 2015	9,959,892.33	-0-	6,378,438.19	54,011.95	16,392,342.47
Fund balances, June 30, 2016	\$ <u>12,464,320.30</u>	\$ <u>-0-</u>	\$ <u>1,260,678.76</u>	\$ <u>58,017.61</u>	\$ <u>13,783,016.67</u>

The accompanying Notes to the Financial Statements are an integral part of this statement.

JACKSON TOWNSHIP SCHOOL DISTRICT
RECONCILIATION OF THE STATEMENT OF REVENUES, EXPENDITURES
AND CHANGES IN FUND BALANCES OF GOVERNMENTAL FUNDS
TO THE STATEMENT OF ACTIVITIES
FOR THE FISCAL YEAR ENDED JUNE 30, 2016

Total net change in fund balances - governmental funds (from B-2)		(\$2,609,325.80)
Amounts reported for governmental activities in the statement of activities (A-2) are different because:		
Capital outlays are reported in governmental funds as expenditures. However, in the statement of activities, the cost of those assets is allocated over their estimated useful lives as depreciation expense. This is the amount by which capital outlays exceeded depreciation in the period.		
Depreciation expense		(5,363,569.99)
Capital outlays	\$11,269,235.67	
Less: Capital Outlays not capitalized	<u>(296,467.00)</u>	
		10,972,768.67
Repayment of bond principal is an expenditure in the governmental funds, but the repayment reduces long-term liabilities in the statement of net position and is not reported in the statement of activities.		
Bonds Paid by Budget		5,830,000.00
Proceeds from debt issues are a financing source in governmental funds. They are not revenue in the statement of activities; issuing debt increases long-term liabilities in the statement of net position.		
Capital lease proceeds - Current Year		(876,991.00)
Repayment of long-term debt is an expenditure in the governmental funds, but the repayment reduces long-term liabilities in the statement of net position and is not reported in the statement of activities.		
Payment of capital lease payable		741,862.14
In the statement of activities, interest on long-term debt is accrued, regardless of when due. In governmental funds, interest is reported when due. The accrued interest is an addition in the reconciliation.		
		22,405.22
Bond Issue costs are reported in the Governmental Funds as expenditures in the year the bonds are issued. However, on the Statement of Activities the costs are amortized over the life of the Bonds.		
		(207,917.75)
In the statement of activities, only the gain on the disposal of capital assets is reported, whereas in the governmental funds, the proceeds from a sale increase financial resources. Thus, the change in net position will differ from the change in fund balance by the cost of the asset removed(-).		
		(26,933.20)
District pension contributions are reported as expenditures in the governmental funds when made. However, they are reported as deferred outflows of resources in the Statement of Net Position because the reported net pension liability is measured a year before the District's report date. Pension expense, which is the change in the net pension liability adjusted for changes in deferred outflows and inflows of resources related to pensions, is reported in the Statement of Activities.		
District pension contributions	\$2,131,663.00	
Less: Pension expense	<u>(3,495,255.00)</u>	
		(1,363,592.00)
In the statement of activities, certain expenses, e.g., compensated absences (vacations) are measured by the amounts earned during the year. In governmental funds, however, expenditures for these items are reported in the amount of financial resources used (paid). When the earned amount exceeds the paid amount, the difference is a reduction in the reconciliation (-). When the paid amount exceeds the earned amount the difference is an addition to the reconciliation (+).		
		<u>(384,159.07)</u>
Change in net position of governmental activities (A-2)		<u>\$6,734,547.22</u>

The accompanying Notes to the Financial Statements are an integral part of this statement.

OTHER FUNDS

JACKSON TOWNSHIP SCHOOL DISTRICT
COMBINING STATEMENT OF NET POSITION
PROPRIETARY FUNDS - ENTERPRISE FUNDS
JUNE 30, 2016

BUSINESS-TYPE ACTIVITIES - ENTERPRISE FUND

	<u>MAJOR FUNDS</u>		
	<u>CHILD CARE</u>	<u>NON-MAJOR</u>	
	<u>FUND</u>	<u>TOTAL</u>	<u>TOTAL</u>
ASSETS:			
Current assets:			
Cash and cash equivalents	\$1,237,763.73	\$1,899,918.29	\$3,137,682.02
Accounts receivable:			
State		1,485.81	1,485.81
Federal		51,298.61	51,298.61
Other		277.50	277.50
Inventories		36,985.68	36,985.68
	<u>1,237,763.73</u>	<u>1,989,965.89</u>	<u>3,227,729.62</u>
		1,989,965.89	
Noncurrent assets:			
Furniture, machinery and equipment		2,090,733.49	2,090,733.49
Less accumulated depreciation		(865,373.69)	(865,373.69)
		<u>1,225,359.80</u>	<u>1,225,359.80</u>
	<u>1,237,763.73</u>	<u>3,215,325.69</u>	<u>4,453,089.42</u>
LIABILITIES:			
Current liabilities:			
Interfunds		4,149.80	4,149.80
Unearned revenue	170,305.82	168,297.88	338,603.70
Accounts payable	22,118.72	28,890.15	51,008.87
Noncurrent liabilities:			
Due beyond one year:			
Compensated absences		105,941.58	105,941.58
	<u>192,424.54</u>	<u>307,279.41</u>	<u>499,703.95</u>
	192,424.54	307,279.41	499,703.95
NET POSITION:			
Net investment in capital assets		1,225,359.80	1,225,359.80
Unrestricted	1,045,339.19	1,682,686.48	2,728,025.67
	<u>\$1,045,339.19</u>	<u>\$2,908,046.28</u>	<u>\$3,953,385.47</u>

The accompanying Notes to the Financial Statements are an integral part of this statement.

JACKSON TOWNSHIP SCHOOL DISTRICT
STATEMENT OF REVENUES, EXPENSES AND CHANGES IN NET POSITION
PROPRIETARY FUNDS
FOR THE FISCAL YEAR ENDED JUNE 30, 2016

	<u>BUSINESS-TYPE ACTIVITIES - ENTERPRISE FUND</u>		
	<u>MAJOR FUNDS</u>		
	<u>CHILD CARE</u>	<u>NON-MAJOR</u>	
	<u>FUND</u>	<u>TOTAL</u>	<u>TOTAL</u>
OPERATING REVENUES:			
Charges for services:			
Daily sales - reimbursable programs		\$1,094,342.32	\$1,094,342.32
Daily sales - non-reimbursable programs		729,796.26	729,796.26
Special Functions		31,199.07	31,199.07
Tuition - individuals	\$1,278,197.19	274,399.44	1,552,596.63
	<u>1,278,197.19</u>	<u>2,129,737.09</u>	<u>3,407,934.28</u>
Total operating revenues			
OPERATING EXPENSES:			
Cost of sales - reimbursable		927,538.06	927,538.06
Cost of sales - non-reimbursable		190,864.47	190,864.47
Salaries	947,238.27	1,056,604.65	2,003,842.92
Employee benefits	131,595.73	412,839.61	544,435.34
Other purchase service	11,514.59	24,445.69	35,960.28
Rentals	1,022.64		1,022.64
Supplies and materials	13,997.96	75,495.10	89,493.06
Repairs		26,193.51	26,193.51
Non-instructional equipment		7,213.15	7,213.15
Miscellaneous	41,775.24	24,276.38	66,051.62
Depreciation		79,913.94	79,913.94
	<u>1,147,144.43</u>	<u>2,825,384.55</u>	<u>3,972,528.98</u>
Total operating expenses			
Operating income (loss)	<u>131,052.76</u>	<u>(695,647.46)</u>	<u>(564,594.70)</u>
NONOPERATING REVENUES (EXPENSES):			
State Sources			
State School Lunch Program		26,227.45	26,227.45
Federal Sources:			
National School Lunch Program		739,335.11	739,335.11
Supplemental Nutrition Assistance Program		33,348.38	33,348.38
National School Breakfast Program		79,735.67	79,735.67
Commissions / Rebates		22,551.31	22,551.31
National food distribution commodities		208,717.70	208,717.70
Total nonoperating revenues (expenses)		<u>1,109,915.62</u>	<u>1,109,915.62</u>
Excess (deficiency) of revenues over (under) expenditures	<u>131,052.76</u>	<u>414,268.16</u>	<u>545,320.92</u>
Total net position - beginning	<u>914,286.43</u>	<u>2,493,778.12</u>	<u>3,408,064.55</u>
Total net position - ending	<u>\$1,045,339.19</u>	<u>\$2,908,046.28</u>	<u>\$3,953,385.47</u>

The accompanying Notes to the Financial Statements are an integral part of this statement.

JACKSON TOWNSHIP SCHOOL DISTRICT
COMBINING STATEMENT OF CASH FLOWS
PROPRIETARY FUNDS - ENTERPRISE FUNDS
FOR THE FISCAL YEAR ENDED JUNE 30, 2016

	<u>BUSINESS-TYPE ACTIVITIES - ENTERPRISE FUND</u>		
	<u>MAJOR FUNDS</u>		<u>TOTAL</u>
	<u>CHILD CARE</u>	<u>NON-MAJOR</u>	
	<u>FUND</u>	<u>TOTAL</u>	<u>TOTAL</u>
Cash flows from operating activities:			
Receipts from customers	\$1,289,694.86	\$2,153,932.05	\$3,443,626.91
Payments to employees	(949,269.90)	(1,055,573.90)	(2,004,843.80)
Payments to employee benefits	(131,401.63)	(414,261.43)	(545,663.06)
Payments to suppliers	(68,935.52)	(1,067,252.28)	(1,136,187.80)
Net cash provided by (used for) operating activities	<u>140,087.81</u>	<u>(383,155.56)</u>	<u>(243,067.75)</u>
Cash flows from noncapital financing activities:			
State sources		26,586.95	26,586.95
Federal sources		864,156.69	864,156.69
Operating subsidies and transfers to other funds		26,404.11	26,404.11
Net cash provided by noncapital financing activities		<u>917,147.75</u>	<u>917,147.75</u>
Cash flows from capital and related financing activities:			
Capital lease proceeds			
Capital Lease payment		(93,774.85)	(93,774.85)
Purchases of capital assets		(4,230.00)	(4,230.00)
Net cash provided by (used for) capital and related financing activities		<u>(98,004.85)</u>	<u>(98,004.85)</u>
Net increase (decrease) in cash and cash equivalents	140,087.81	435,987.34	576,075.15
Cash and cash equivalents, July 1, 2015	<u>1,097,675.92</u>	<u>1,463,930.95</u>	<u>2,561,606.87</u>
Cash and cash equivalents, June 30, 2016	<u>\$1,237,763.73</u>	<u>\$1,899,918.29</u>	<u>\$3,137,682.02</u>
Reconciliation of operating income (loss) to net cash provided (used) by operating activities			
Operating income (loss)	\$131,052.76	(695,647.46)	(\$564,594.70)
Adjustments to reconciling operating income (loss) to net cash provided by (used for) operating activities:			
Depreciation		79,913.94	79,913.94
Federal commodities		208,717.70	208,717.70
Change in assets and liabilities:			
(Increase) decrease in other accounts receivable		57.30	57.30
Increase (decrease) in unearned revenue	11,497.67	15,752.40	27,250.07
Increase (decrease) in accounts payable	(2,462.62)	(3,051.48)	(5,514.10)
Increase (decrease) in compensated absences		(1,421.82)	(1,421.82)
(Increase) decrease in inventories		12,523.86	12,523.86
	<u>9,035.05</u>	<u>312,491.90</u>	<u>321,526.95</u>
Net cash provided by (used for) operating activities	<u>\$140,087.81</u>	<u>(\$383,155.56)</u>	<u>(\$243,067.75)</u>

The accompanying Notes to the Financial Statements are an integral part of this statement.

JACKSON TOWNSHIP SCHOOL DISTRICT
STATEMENT OF FIDUCIARY NET POSITION
FIDUCIARY FUNDS
FOR THE FISCAL YEAR ENDED JUNE 30, 2016

	State Unemployment Compensation <u>Trust Fund</u>	Private Purpose <u>Award Fund</u>	<u>Agency Funds</u>
ASSETS:			
Cash and cash equivalents	\$ 495,293.98	\$ 3,635.29	\$ 3,919,618.56
Intrafund Receivable	<u>69,519.80</u>	<u> </u>	<u> </u>
Total assets	<u>\$ 564,813.78</u>	<u>\$ 3,635.29</u>	<u>\$ 3,919,618.56</u>
LIABILITIES:			
Interfund payable	\$	\$	\$ 72,763.52
Intrafund Receivable			69,519.80
Payroll deductions and withholdings			80,255.20
Wages payable - summer payroll			3,112,431.12
Due to student groups			<u>584,648.92</u>
Total liabilities	<u>\$</u>	<u>\$</u>	<u>\$ 3,919,618.56</u>
NET POSITION:			
Held in trust for unemployment claims and other purposes	\$ 564,813.78	\$	
Held in trust for awards and other purposes		<u>3,635.29</u>	
Total net position	<u>\$ 564,813.78</u>	<u>\$ 3,635.29</u>	<u>\$ -0-</u>

The accompanying Notes to the Financial Statements are an integral part of this statement.

JACKSON TOWNSHIP SCHOOL DISTRICT
STATEMENT OF CHANGES IN FIDUCIARY NET POSITION
FIDUCIARY FUNDS
FOR THE FISCAL YEAR ENDED JUNE 30, 2016

	Private Purpose Award Funds	State Unemployment Compensation Trust Fund
ADDITIONS:		
Contributions:		
Other	\$ _____	\$ 218,251.35
Total contributions	<u>_____</u>	<u>218,251.35</u>
Investment earnings:		
Interest	4.73	616.87
Net investment earnings	<u>4.73</u>	<u>616.87</u>
Total additions	<u>4.73</u>	<u>218,868.22</u>
DEDUCTIONS:		
Awards granted	75.00	
Unemployment claims		183,282.59
Total deductions	<u>75.00</u>	<u>183,282.59</u>
Change in net position	(70.27)	35,585.63
Net position beginning of year	<u>3,705.56</u>	<u>\$ 529,228.15</u>
Net position end of year	<u>\$ 3,635.29</u>	<u>\$ 564,813.78</u>

The accompanying Notes to the Financial Statements are an integral part of this statement.

Jackson Township School District
Notes to the Financial Statements
For the Fiscal Year Ending June 30, 2016

NOTE 1: SUMMARY OF SIGNIFICANT ACCOUNTING POLICIES

The financial statements of the Township of Jackson School District (the "District") have been prepared in conformity with accounting principles generally accepted in the United States of America (GAAP) as applied to governmental units. The Governmental Accounting Standards Board (GASB) is the accepted standard-setting body for establishing governmental accounting and financial reporting principles. The more significant of the District's accounting policies are described below:

Reporting Entity

The Township of Jackson School District is a Type II District located in Ocean County, New Jersey. The School District is an instrumentality of the State of New Jersey, established to function as an educational institution. The Board of Education of the Jackson School District, comprised of seven elected individuals, is the primary governing authority of the District. A superintendent is appointed by the Board and is responsible for the administrative control of the District.

The primary criterion for including activities within the District's reporting entity, are set forth in Statement No. 39 of the Governmental Accounting Standards Board entitled "*Determining Whether Certain Organizations are Component Units*" (GASB 39), as codified in Section 2100 of the GASB Codification of Governmental Accounting and Financial Reporting Standards.

Organizations that are legally separate, tax-exempt entities and meet *all* of the following criteria should be discretely presented as component units. These criteria are:

1. The economic resources received or held by the separate organization are entirely or almost entirely for the direct benefit of the primary government
2. The primary government, or its component unit, is entitled to, or has the ability to otherwise access, a majority of the economic resources of the organization
3. The economic resources received or held by an *individual organization* that the specific primary government, or its component units, is entitled to, or has the ability to otherwise access, are significant to that primary government

Jackson Township School District
Notes to the Financial Statements
For the Fiscal Year Ending June 30, 2016

NOTE 1: SUMMARY OF SIGNIFICANT ACCOUNTING POLICIES (CONTINUED)

Reporting Entity (Continued)

The combined financial statements include all funds of the District over which the Board exercises operating control. The operations of the District include elementary schools, middle schools and high schools, located in the Township of Jackson. There were no additional entities required to be included in the reporting entity under the criteria as described above, in the current fiscal year. Furthermore, the District is not includable in any other reporting entity on the basis of such criteria.

Basis of Presentation

The District's basic financial statements consist of District-wide statements, including a statement of net position and a statement of activities, and fund financial statements which provide a more detailed level of financial information.

District-wide Statements: The statement of net position and the statement of activities display information about the District as a whole. These statements include the financial activities of the overall District, except for fiduciary activities. Eliminations have been made to minimize the double-counting of internal activities. These statements distinguish generally between the governmental and business-type activities of the District. Governmental activities generally are financed through taxes, intergovernmental revenues, and other non-exchange transactions. Business-type activities are financed in whole or in part by fees charged to external parties.

The statement of net position presents the financial condition of the governmental and business-type activities of the District at fiscal year end. The statement of activities presents a comparison between direct expenses and program revenues for the business-type activity of the District and for each function of the District's governmental activities. Direct expenses are those that are specifically associated with a program or function and, therefore, are clearly identifiable to a particular function. Program revenues include (a) fees and charges paid by the recipients of goods or services offered by the programs and (b) grants and contributions that are restricted to meeting the operational or capital requirement of a particular program. Revenues that are not classified as program revenues, including all taxes, are presented as general revenues. The comparison of direct expenses with program revenues identifies the extent to which each governmental function or business segment is self-financing or draws from the general revenues of the District.

Jackson Township School District
Notes to the Financial Statements
For the Fiscal Year Ending June 30, 2016

NOTE 1: SUMMARY OF SIGNIFICANT ACCOUNTING POLICIES (CONTINUED)

Basis of Presentation (Continued)

Fund Financial Statements: During the fiscal year, the District segregates transactions related to certain District functions or activities in separate funds in order to aid financial management and to demonstrate legal compliance. The fund financial statements provide information about the District's funds, including its fiduciary funds. Separate statements are presented for each fund category-governmental, proprietary, and fiduciary. The New Jersey Department of Education (NJDOE) has elected to require New Jersey districts to treat each governmental fund as a major fund in accordance with the option noted in GASB No. 34, paragraph 76. The NJDOE as the oversight entity believes that the presentation of all funds as major is important for the public interest and to promote consistency among District financial reporting models.

Governmental Funds

General Fund The general fund is the general operating fund of the District and is used to account for all expendable financial resources except those required to be accounted for in another fund. Included are certain expenditures for vehicles and movable instructional or non instructional equipment which are classified in the capital outlay sub-fund.

As required by the New Jersey Statement Department of Education, the District includes budgeted capital outlay in this fund. U.S. Generally Accepted Accounting Principles as they pertain to governmental entities state that general fund resources may be used to directly finance capital outlays for long-lived improvements as long as the resources in such cases are derived exclusively from unrestricted revenues. Resources for budgeted capital outlay purposes are normally derived from State of New Jersey Aid, district taxes, and appropriated fund balance. Expenditures are those that result in the acquisition of or additions to capital assets for land, existing buildings, improvements of grounds, construction of buildings, additions to or remodeling of buildings and the purchase of built-in equipment. These resources can be transferred from and to the current expense by Board resolution; in certain instances approval by the County Superintendent of Schools may also be required.

Special Revenue Fund The special revenue fund is used to account for the proceeds of specific revenue sources from State and Federal Government (other than those for major capital projects, debt service or proprietary funds) and local appropriations that are legally restricted to expenditures for specified purposes.

Jackson Township School District
Notes to the Financial Statements
For the Fiscal Year Ending June 30, 2016

NOTE 1: SUMMARY OF SIGNIFICANT ACCOUNTING POLICIES (CONTINUED)

Capital Projects Funds The capital projects fund is used to account for all financial resources to be used for the acquisition or construction of major capital facilities (other than those financed by proprietary funds). The financial resources are derived from temporary notes or serial bonds that are specifically authorized by the voters as a separate question on the ballot either during the annual election or at a special election.

Debt Service Fund The debt service fund is used to account for the accumulation of resources for, and the payment of principal and interest on debt issued to finance major property acquisition, construction and improvement programs.

Proprietary Funds

Enterprise Fund The enterprise fund accounts for all revenues and expenses pertaining to the District's Food Service Child Care, Community School, Preschool, Digital Media, Summer Electives and STEM Summer Camp programs operations. These funds are utilized to account for operations that are financed and operated in a manner similar to private business enterprises. The stated intent is that the cost (*i.e.* expenses including depreciation and indirect costs) of providing goods or services to the students on a continuing basis are financed or recovered primarily through user charges.

Fiduciary Funds

Agency Funds The agency funds are used to account for assets held by the District on behalf of outside parties, including other governments, or on behalf of other funds within the District. The agency funds included are as follows:

Payroll and Student Activities Funds These are agency funds used to account for the assets that the District holds on behalf of others as their agent. Agency funds are custodial in nature and do not involve measurement of results of operations.

Private Purpose Trust Funds These trust funds are used to account for assets donated by individuals that will provide for the payment of awards and other purposes.

Unemployment Insurance Trust Funds An expendable trust fund used to account for unemployment compensation claims as they arise.

Jackson Township School District
Notes to the Financial Statements
For the Fiscal Year Ending June 30, 2016

NOTE 1: SUMMARY OF SIGNIFICANT ACCOUNTING POLICIES (CONTINUED)

Basis of Accounting-Measurement Focus

Basis of accounting determines when transactions are recorded in the financial records and reported in the financial statements.

District-wide, Proprietary, and Fiduciary Fund Financial Statements: The District-wide financial statements are prepared using the accrual basis of accounting. Governmental funds use the modified accrual basis of accounting. Differences in the accrual and modified accrual basis of accounting arise in the recognition of revenue, the recording of unearned revenue, and in the presentation for expenses versus expenditures. Ad Valorem (Property) Taxes are susceptible to accrual as under New Jersey State Statute a municipality is required to remit to its school district the entire balance of taxes in the amount voted upon or certified, prior to the end of the school year. The District records the entire approved tax levy as revenue (accrued) at the start of the fiscal year, since the revenue is both measurable and available.

The District is entitled to receive monies under the established payment schedule and the unpaid amount is considered to be an "accounts receivable". Revenue from grants, entitlements, and donations are recognized in the fiscal year in which all eligibility requirements have been satisfied. Governmental Fund Financial Statements: Governmental funds are reported using the current financial resources measurement focus and the modified accrual basis of accounting. Under this method, revenues are recognized when measurable and available. "Measurable" means the amount of the transactions can be determined and "available" means collectible within the current period or soon enough thereafter to be used to pay liabilities of the current period. Expenditures are recorded when the related fund liability is incurred, except for principal and interest on long-term debt, claims and judgments, and compensated absences, which are recognized as expenditures to the extent they have matured. General capital asset acquisitions are reported as expenditures in governmental funds. Proceeds from the issuance of long-term debt and acquisitions under capital leases are reported as other financing sources.

Jackson Township School District
Notes to the Financial Statements
For the Fiscal Year Ending June 30, 2016

NOTE 1: SUMMARY OF SIGNIFICANT ACCOUNTING POLICIES (CONTINUED)

Budgets/Budgetary Control

Annual appropriated budgets are prepared in the spring of each year for the general, special revenue, and debt service funds. The budgets are submitted to the county office for approval. In accordance with P.L. 2011, c. 202, which became effective January 17, 2012, the District elected to move the April 2013 school Board election to the date of the November general election thereby eliminating the vote on the annual base budget. Budgets are prepared using the modified accrual basis of accounting. The legal level of budgetary control is established at line item accounts within each fund. Line item accounts are defined as the lowest (most specific) level of detail as established pursuant to the minimum chart of accounts referenced in N.J.A.C. 6A:23-2.2(f)1. Expenditures may not legally exceed budgeted appropriations at the line item level. All budget amendments and transfers must be approved by School Board resolution. Budget amendments during the year ended June 30, 2016 totaled \$41,943.18.

All budget amounts presented in the accompanying supplementary information reflect the original budget and the amended budget (which have been adjusted for legally authorized revisions of the annual budgets during the year).

Appropriations, except remaining project appropriations, encumbrances, and unexpended grant appropriations, lapse at the end of each fiscal year. The capital projects fund presents the remaining project appropriations compared to current year expenditures. Formal budgetary integration into the accounting system is employed as a management control device during the fiscal year. For governmental funds, there are no substantial differences between the budgetary basis of accounting and generally accepted accounting principles (GAAP) with the exception of the legally mandated (NJSA 18A:22-44.2) revenue recognition of one or more deferred State Aid payments for budgetary purposes only due to the State deferral of such payments into the subsequent budget year and the accounting treatment of encumbrances in the special revenue fund as described below. Encumbrance accounting is also employed as an extension of formal budgetary integration in the governmental fund types. Unencumbered appropriations lapse at fiscal year end.

Jackson Township School District
Notes to the Financial Statements
For the Fiscal Year Ending June 30, 2016

NOTE 1: SUMMARY OF SIGNIFICANT ACCOUNTING POLICIES (CONTINUED)

Budgets/Budgetary Control (Continued)

The accounting records of the special revenue fund are maintained on the grant accounting budgetary basis. The grant accounting budgetary basis differs from GAAP in that the grant accounting budgetary basis recognized encumbrances as expenditures and also recognizes the related revenues, whereas the GAAP basis does not. Sufficient supplemental records are maintained to allow for the presentation of GAAP basis financial records.

Encumbrance Accounting

Under encumbrance accounting purchase orders, contracts and other commitments for the expenditures of resources are recorded to reserve a portion of the applicable appropriation. Open encumbrances in governmental funds other than the special revenue fund are reported as assigned fund balances at fiscal year end as they do not constitute expenditures or liabilities but rather commitments related to unperformed contracts for goods and services.

Open encumbrances in the special revenue and capital project funds for which the District has received advances are reflected in the balance sheet as unearned revenues at fiscal year end.

The encumbered appropriation authority carries over into the next fiscal year. An entry will be made at the beginning of the next fiscal year to increase the appropriation reflected in the certified budget by the outstanding encumbrance amount as of the current fiscal year end.

Interfunds

Interfund receivables and payables arise from transactions between particular funds and are considered short term in duration. The interfund transactions are recorded by all funds affected in the period in which the transactions are executed and are part of the district's available spendable resources.

Inventories and Prepaid Expenses

Inventories of materials and supplies held for consumption in the governmental funds are recorded as expenditures at the time of purchase and year end balances are not reported in the financial statements.

Inventories of food and/or supplies in the food service fund are recorded at cost on a first-in, first-out basis or, in the case of Food Distribution Commodities, at stated value which approximates market.

Prepaid expenses which benefit future periods, other than those recorded in the enterprise fund, are recorded as expenditures in the year of purchase.

Jackson Township School District
Notes to the Financial Statements
For the Fiscal Year Ending June 30, 2016

NOTE 1: SUMMARY OF SIGNIFICANT ACCOUNTING POLICIES (CONTINUED)

Capital Assets

The District has an established formal system of accounting for its capital assets. Capital Assets used for governmental purposes, which include land, buildings and improvements and furniture and equipment, are only reported in the district-wide financial statements. The District generally defines capital assets as assets with an initial cost of \$2,000.00 or more and an estimated useful life in excess of one year. Purchased or constructed capital assets are reported at cost. Donated capital assets are valued at their estimated fair market value on the date received. The cost of normal maintenance and repairs that do not add to the value of the asset or materially extend assets' lives are not capitalized.

Capital assets are depreciated in the district-wide statements using the straight-line method over the following estimated useful lives:

	<u>Estimated Life</u>
School Buildings	50
Building Improvements	20
Electrical/Plumbing	30
Vehicles	8
Office and Computer Equipment	10
Instructional Equipment	10
Grounds Equipment	15

Compensated Absences

The District accounts for compensated absences (e.g., unused vacation, sick leave) as directed by Governmental Accounting Standards Board Statement No. 16 (GASB 16), "Accounting for Compensated Absences." A liability for compensated absences attributable to services already rendered and not contingent on a specific event that is outside the control of the employer and employee is accrued as employees earn the rights to the benefits.

District employees are granted varying amounts of vacation and sick leave in accordance with the District's personnel policy and/or collective bargaining unit contracts. Upon termination, employees are paid for accrued vacation. Sick leave benefits provide for ordinary sick pay and begin vesting with the employee after four years of service.

Jackson Township School District
Notes to the Financial Statements
For the Fiscal Year Ending June 30, 2016

NOTE 1: SUMMARY OF SIGNIFICANT ACCOUNTING POLICIES (CONTINUED)

Compensated Absences (Continued)

The liability for compensated absences was accrued using the termination payment method, whereby the liability is calculated based on the amount of sick leave and vacation days that are expected to become eligible for payment upon termination. The District estimates its accrued compensated absences liability based on the accumulated sick and vacation days at the balance sheet date by those employees who are currently eligible to receive termination payments.

For the district-wide statements, the current portion is the amount estimated to be used in the following year. For the governmental funds in the fund financial statements, a liability is reported only for to the extent of the amount actually due at year end as a result of employee resignations/retirements. Compensated absences are a reconciling item between the fund level and district-wide presentations.

Fund Equity

Fund balance restrictions are used to indicate that portion of the fund balance that is not available for expenditures or is legally segregated for a specific future use. Designation of portions of the fund balances are established to indicate tentative plans for financial utilization in a future period. The unassigned fund balances represent the amount available for future budgetary operations.

Unearned Revenue

Unearned revenue in the special revenue and proprietary funds represents funds which have been received but not yet earned. A corresponding accounts receivable has also been established for any open encumbrances at year end which is an allowable practice under generally accepted accounting principles.

Accrued Liabilities and Long-Term Obligations

All payables, accrued liabilities, and long-term obligations are reported on the district-wide financial statements. In general, governmental fund payables and accrued liabilities that, once incurred, are paid in a timely manner and in full from current financial resources are reported as obligations of the funds. However, contractually required pension contributions and compensated absences that are paid from governmental funds are reported as liabilities on the fund financial statements only to the extent that they are due for payment during the current year. Long term debt is recognized as a liability on the fund financial statements when due.

Jackson Township School District
Notes to the Financial Statements
For the Fiscal Year Ending June 30, 2016

NOTE 1: SUMMARY OF SIGNIFICANT ACCOUNTING POLICIES (CONTINUED)

Net Position

Net Position represents the difference between assets and liabilities. Net investment in capital assets consists of capital assets, net of accumulated depreciation, reduced by the outstanding balance of any borrowing used for the acquisition, construction, or improvement of those assets. Net position is reported as restricted when there are limitations imposed on their use either through the enabling legislation adopted by the District or through external restrictions imposed by creditors, grantors, or laws or regulations of other governments. The District's policy is to first apply restricted resources when an expense is incurred for purposes for which both restricted and unrestricted net positions are available.

Fund Balance Restrictions

GASB Statement 54, "Fund Balance Reporting and Governmental Fund Type Definitions" modifies fund balance reporting and clarifies fund type definitions. This Statement aims to enhance the usefulness of fund balance information by providing clearer fund balance clarifications that can be applied more consistently.

Under the standard, in the fund financial statements, governmental funds report the following classifications of fund balance:

Nonspendable – includes amounts that cannot be spent because they are either not spendable in form or are legally or contractually required to be maintained intact.

Restricted – includes amounts restricted by external sources (creditors, laws of other governments, etc.) or by constitutional provision or enabling legislation. The District reports the Capital Reserve and Excess Surplus as Restricted Fund Balance.

Committed – includes amounts that can only be used for specific purposes. Committed fund balance is reported pursuant to resolutions passed by the Board of Education, the District's highest level of decision making authority. Commitments may be modified or rescinded only through resolutions approved by the Board of Education. The District report amounts Designated for Subsequent Year's Expenditures as Committed Fund balance.

Jackson Township School District
Notes to the Financial Statements
For the Fiscal Year Ending June 30, 2016

NOTE 1: SUMMARY OF SIGNIFICANT ACCOUNTING POLICIES (CONTINUED)

Fund Balance Restrictions (Continued)

Assigned – includes amounts that the District intends to use for a specific purpose, but do not meet the definition of restricted or committed fund balance. Under the District’s policy, amounts may be assigned by the Business Administrator. The District reports Year End Encumbrances as Assigned Fund Balance.

Unassigned - is the residual classification for the general fund. This classification represents fund balance that has not been assigned to other funds and that has not been restricted, committed, or assigned to specific purposes within the general fund. The general fund should be the only fund that reports a positive unassigned fund balance amount. In other governmental funds, if expenditures incurred for specific purposes exceeded the amounts restricted, committed, or assigned to those purposes, it may be necessary to report a negative unassigned fund balance.

When an expenditure is incurred for purposes for which both restricted and unrestricted fund balance is available, the District considers restricted funds to have been spent first. When an expenditure is incurred for which committed, assigned, or unassigned fund balance are available, the District considers amounts to have been spent first out of committed funds, then assigned funds, and finally unassigned funds, as needed.

Revenues Exchange and Non-exchange Transactions

Revenue resulting from exchange transactions, in which each party gives and receives essentially equal value, is recorded on the accrual basis when the exchange takes place. On the modified accrual basis, revenue is recorded in the fiscal year in which the resources are measurable and become available. Available means the resources will be collected within the current fiscal year or are expected to be collected soon enough thereafter to be used to pay liabilities of the current fiscal year. For the District, “available” means within sixty days of the fiscal year end.

Non-exchange transactions, in which the District receives value without directly giving equal value in return, include property taxes, grants, entitlements, and donations. On the accrual basis, revenue from property taxes is recognized in the fiscal year for which the taxes are levied. Revenue from property taxes is recognized in the period in which the income is earned. Revenue from grants, entitlements, and donations is recognized in the fiscal year in which all eligibility requirements have been satisfied.

Jackson Township School District
Notes to the Financial Statements
For the Fiscal Year Ending June 30, 2016

NOTE 1: SUMMARY OF SIGNIFICANT ACCOUNTING POLICIES (CONTINUED)

Revenues Exchange and Non-exchange Transactions (Continued)

Eligibility requirements include timing requirements, which specify the year when the resources are required to be used or the fiscal year when use is first permitted; matching requirements, in which the District must provide local resources to be used for a specific purpose; and expenditure requirements, in which the resources are provided to the District on a reimbursement basis. On the modified accrual basis, revenue from non-exchange transactions must also be available before it can be recognized.

Under the modified accrual basis, the following revenue sources are considered both measurable and available at fiscal year end: property taxes available as an advance, interest, and tuition.

Operating Revenues and Expenses

Operating revenues are those revenues that are generated directly from the primary activity of the enterprise fund. For the District, these revenues are sales in the Enterprise Funds. Operating expenses are necessary costs incurred to provide the service that is the primary activity of the enterprise fund.

Allocation of Indirect Expenses

The District reports all direct expenses by function in the Statement of Activities. Direct expenses are those that are clearly identifiable with a function. Indirect expenses are allocated to functions but are reported separately in the Statement of Activities. Employee benefits, including the employer's share of social security, workers compensation, and medical and dental benefits, were allocated based on salaries of the program. Depreciation expense, where practicable, is specifically identified by function and is included in the indirect expense column of the Statement of Activities. Depreciation expense that could not be attributed to a specific function is considered an indirect expense and is reported separately on the Statement of Activities.

Extraordinary and Special Items

Extraordinary items are transactions or events that are unusual in nature and infrequent of occurrence. Special items are transactions or events that are within control of management and are either unusual in nature or infrequent in occurrence. Neither of these types of transactions occurred during the fiscal year.

Management Estimates

The preparation of financial statements in conformity with accounting principles generally accepted in the United States requires management to make estimates and assumptions that affect the reported amounts of revenues and expenditures/expenses during the reporting period. Actual results could differ from those estimates.

Jackson Township School District
Notes to the Financial Statements
For the Fiscal Year Ending June 30, 2016

NOTE 1: SUMMARY OF SIGNIFICANT ACCOUNTING POLICIES (CONTINUED)

Accounting and Financial Reporting for Pensions

In the District-Wide Financial Statements for purposes of measuring the net pension liability, deferred outflows of resources and deferred inflows of resources related to pensions, and pension expense, information about the fiduciary net position of the District's proportionate share of the New Jersey Public Employees Retirement System ("PERS") and the Teachers' Pension and Annuity Fund ("TPAF") and the additions to/deductions from these retirement systems' fiduciary net position have been determined on the same basis as they were reported by PERS and TPAF. For this purpose, benefit payments (including refunds of employee contributions) are recognized when due and payable in accordance with the benefit terms. Investments are reported at fair value.

In the Governmental Fund Financial Statements the year end Net pension liability is not required to be reflected. Pension related revenues and expenditures are reflected based on amounts that are normally expected to be liquidated with available financial resources for required pension contributions. Expenditures for PERS are recognized based upon billings made by the State of New Jersey due April 1st of each fiscal year. TPAF contributions are paid on the District's behalf by the State of New Jersey. The Governmental Fund Financial Statements reflects both a revenue and expenses for this pension contribution.

Deferred Outflows/Inflows of Resources

In addition to assets, the statement of financial position will sometimes report a separate section for deferred outflows of resources. This separate financial statement element, deferred outflows of resources, represents a consumption of net position that applies to a future period(s) and so will not be recognized as an outflow of resources (expense/expenditure) until then. Currently, the District has two items that qualify for reporting in this category, deferred amounts from refunding debt and deferred items that are pension related.

In addition to liabilities, the statement of financial position will sometimes report a separate section for deferred inflows of resources. This separate financial statement element, deferred inflows of resources, represents an acquisition of net position that applies to a future period(s) and so will not be recognized as an inflow of resources (revenue) until that time. Currently, the District has only one item that qualifies for reporting in this category, deferred amounts that are pension related.

Jackson Township School District
Notes to the Financial Statements
For the Fiscal Year Ending June 30, 2016

NOTE 2: CASH AND CASH EQUIVALENTS AND INVESTMENTS

The Board considers petty cash, change funds, cash in banks, and short term investments with original maturities of three months or less as cash and cash equivalents. Investments are stated at cost, which approximates market.

Deposits

New Jersey statutes permit the deposit of public funds in public depositories which are located in New Jersey and which meet the requirements of the Governmental Unit Deposit Protection Act (GUDPA). GUDPA requires a bank that accepts public funds to be a public depository. A public depository is defined as a state bank, a national bank, or a savings bank, which is located in the State of New Jersey, the deposits of which are insured by the Federal Deposit Insurance Corporation. The statutes also require public depositories to maintain collateral for deposits of public funds that exceed certain insurance limits. Each depository participating in the GUDPA system must pledge collateral equal to 5% of the average amount of its public deposits and 100% of the average amount of its public funds in excess of 75% of its capital funds. No collateral is required for amounts covered by FDIC insurance. The collateral which may be pledged to support these deposits includes obligations of the State and federal governments, insured securities and other collateral approved by the Department. When the capital position of the depository deteriorates or the depository takes an unusually large amount of public deposits, the Department of Banking and Insurance requires additional collateral to be pledged. Under (GUDPA), if a public depository fails, the collateral it has pledged, plus the collateral of all other public depositories, is available to pay the full amount of the deposits to the governmental unit

The Township of Jackson School District had the following cash and cash equivalents at June 30, 2016:

<u>Fund Type</u>	<u>Amount</u>
Cash in Bank:	
Governmental Funds	\$ 13,399,197.95
Proprietary Funds	3,137,682.02
Fiduciary Funds	4,621,106.12
Total Cash in Bank	\$ 21,157,986.09
Less: Reconciling Items	(3,966,701.08)
	\$ 17,191,285.01

Jackson Township School District
Notes to the Financial Statements
For the Fiscal Year Ending June 30, 2016

NOTE 2: CASH AND CASH EQUIVALENTS AND INVESTMENTS (CONTINUED)

Deposits

Custodial Credit Risk - Deposits - Custodial credit risk is the risk that in the event of a bank failure, the deposits may not be returned. The District does not have a specific deposit policy for custodial credit risk other than those policies that adhere to the requirements of statute. As of June 30, 2016, based upon the coverage provided by FDIC and NJGUDPA, no amount of the bank balance was exposed to custodial credit risk. Of the cash on balance in the bank of \$21,157,986.09, \$250,000.00 was covered by Federal Depository Insurance and \$20,907,986.09 was covered under the provisions of NJGUDPA.

Investments

The types of investments which may be purchased by the District are strictly limited by the express authority of the N.J.S.A. 18A:20-37 Education, Administration of School Districts. Permitted investments include any of the following type of securities:

1. Bonds or other obligations of the United States of America or obligations guaranteed by the United States of America;
2. Government money market mutual funds which are purchased from an investment company or investment trust which is registered with the Securities and Exchange Commission under the "Investment Company Act of 1940," 15 U.S.C. 80a1 et seq., and operated in accordance with 17 C.F.R. § 270.2a7 and which portfolio is limited to U.S. Government securities that meet the definition of an eligible security pursuant to 17 C.F.R. § 270.2a7 and repurchase agreements that are collateralized by such U.S. Government securities in which direct investment may be made pursuant to paragraphs (1) and (3) of N.J.S.A. 18A:2037. These funds are also required to be rated by a nationally recognized statistical rating organization.
3. Any obligation that a federal agency or a federal instrumentality has issued in accordance with an act of Congress, which security has a maturity date not greater than 397 days from the date of purchase, provided that such obligation bears a fixed rate of interest not dependent on any index or other external factor;

Jackson Township School District
Notes to the Financial Statements
For the Fiscal Year Ending June 30, 2016

NOTE 2: CASH AND CASH EQUIVALENTS AND INVESTMENTS (CONTINUED)

Investments (Continued)

4. Bonds or other obligations of the Local Unit or bonds or other obligations of school districts of which the Local Unit is a part or within which the school district is located.
5. Bonds or other obligations, having a maturity date not more than 397 days from date of purchase, approved by the Division of Investment of the Department of Treasury for investment by School Districts;
6. Local government investment pools that are fully invested in U.S. Government securities that meet the definition of eligible security pursuant to 17 C.F.R. § 270a7 and repurchase agreements that are collateralized by such U.S. Government securities in which direct investment may be made pursuant to paragraphs (1) and (3) of N.J.S.A. 18A:2037. This type of investment is also required to be rated in the highest category by a nationally recognized statistical rating organization.
7. Deposits with the State of New Jersey Cash Management Fund established pursuant to section 1 of P.L. 1977, c.281 C. 52:18A-90.4); or
8. Agreements for the repurchase of fully collateralized securities if:
 - a. the underlying securities are permitted investments pursuant to paragraphs (1) and (3) of this subsection;
 - b. the custody of collateral is transferred to a third party;
 - c. the maturity of the agreement is not more than 30 days;
 - d. the underlying securities are purchased through a public depository as defined in section 1 of P.L. 1970, c.236 C. 17:1941); and
 - e. a master repurchase agreement providing for the custody and security of collateral is executed.

As of June 30, 2016 the District had no investments.

Jackson Township School District
Notes to the Financial Statements
For the Fiscal Year Ending June 30, 2016

NOTE 3: CAPITAL ASSETS

Capital asset activity for the fiscal year ended June 30, 2016, was as follows:

	<u>Beginning Balance</u>	<u>Additions</u>	<u>Deletions & Transfers</u>	<u>Ending Balance</u>
Governmental Activities:				
Capital assets not being depreciated:				
Land	\$15,707,450.00			\$15,707,450.00
Construction in Progress	<u>4,591,248.46</u>	<u>\$8,284,305.68</u>		<u>12,875,554.14</u>
Total Capital Assets not being depreciated	<u>20,298,698.46</u>	<u>8,284,305.68</u>		<u>28,583,004.14</u>
Site improvements	6,252,445.60	282,364.00		6,534,809.60
Buildings & Building Improvements	157,557,146.73	843,780.00		158,400,926.73
Machinery & Equipment	<u>24,998,211.42</u>	<u>1,562,318.99</u>	<u>(486,266.53)</u>	<u>26,074,263.88</u>
Totals at historical cost	<u>188,807,803.75</u>	<u>2,688,462.99</u>	<u>(486,266.53)</u>	<u>191,010,000.21</u>
Gross Assets (Memo only)	<u>209,106,502.21</u>	<u>10,972,768.67</u>	<u>(486,266.53)</u>	<u>219,593,004.35</u>
Less: Accumulated Depreciation				
Site improvements	(5,162,235.28)	(216,789.20)		(5,379,024.48)
Buildings & Building Improvements	(53,246,331.78)	(3,662,996.24)		(56,909,328.02)
Machinery & Equipment	<u>(19,162,918.76)</u>	<u>(1,483,784.55)</u>	<u>(459,333.33)</u>	<u>(20,187,369.98)</u>
Total Depreciation	<u>(77,571,485.82)</u>	<u>(5,363,569.99)</u>	<u>(459,333.33)</u>	<u>(82,475,722.48)</u>
Total capital assets being depreciated, net of depreciation	<u>111,236,317.93</u>	<u>(2,675,107.00)</u>	<u>(26,933.20)</u>	<u>108,534,277.73</u>
Total Governmental Fund Activities	<u>\$131,535,016.39</u>	<u>\$5,609,198.68</u>	<u>(\$26,933.20)</u>	<u>\$137,117,281.87</u>

Jackson Township School District
Notes to the Financial Statements
For the Fiscal Year Ending June 30, 2016

NOTE 3: CAPITAL ASSETS (CONTINUED)

	<u>Beginning Balance</u>	<u>Additions</u>	<u>Deletions & Transfers</u>	<u>Ending Balance</u>
Proprietary Activities:				
Buildings & Building Improvements	\$1,009,964.99			\$1,009,964.99
Machinery & Equipment	<u>1,063,941.00</u>	<u>\$23,597.50</u>	<u>\$6,770.00</u>	<u>1,080,768.50</u>
Totals at historical cost	<u>2,073,905.99</u>	<u>23,597.50</u>	<u>6,770.00</u>	<u>2,090,733.49</u>
Less: Accumulated Depreciation				
Buildings & Building Improvements	(63,123.25)	(25,248.69)		(88,371.94)
Machinery & Equipment	<u>(729,106.50)</u>	<u>(54,665.25)</u>	<u>(6,770.00)</u>	<u>(777,001.75)</u>
Total Depreciation	<u>(792,229.75)</u>	<u>(79,913.94)</u>	<u>(6,770.00)</u>	<u>(865,373.69)</u>
Total Proprietary Fund Activities	<u>\$1,344,799.49</u>	<u>(\$31,067.75)</u>		<u>\$1,225,359.80</u>

Depreciation expense was charged to functional expenses areas of the District for Governmental Funds as follows:

Instruction:	
Regular	(\$18,836.48)
Special Education Instruction	(1,399.92)
Instruction other	(13,275.16)
Support services:	
Student & Instruction Related Services	(67,111.95)
Central Service/Adm Tech	(282,229.77)
Plant Operations & Maintenance	(243,105.30)
Pupil transportation	(688,265.31)
Direct Expense of various functions	<u>(4,049,346.11)</u>
	<u>(\$5,363,569.99)</u>

Jackson Township School District
Notes to the Financial Statements
For the Fiscal Year Ending June 30, 2016

NOTE 4: LONG-TERM LIABILITIES

Bonds are issued by the District pursuant to the provisions of Title 18A, Education, of the New Jersey Statutes and are required to be approved by the voters of the municipality through referendum. The proceeds of bonds are recorded in the Capital Projects Fund and are restricted to the use for which they were approved in the bond referendum. All bonds are retired in annual installments within the statutory period of usefulness

School Bonds issued by the District are entitled to and benefit from the provision of the New Jersey School Board Reserve Act P.L. 1980 c.72. Basically, funds are held by the State of New Jersey within its State Fund for the Support of Free Public Schools as a school bond reserve pledged by law to secure payment of principal and interest due on such bonds in the event of the inability of the issuer to make payments.

The following is a summary of transactions that affect long-term liabilities for the year ended June 30, 2016:

Governmental Funds:

	Balance June 30, <u>2015</u>	<u>Additions</u>	<u>Reductions</u>	Balance June 30, <u>2016</u>	Amounts due Within <u>one year</u>
Bonds Payable	\$82,065,000.00		\$5,830,000.00	\$76,235,000.00	\$5,435,000.00
Unamortized Bond Premium	777,003.25		70,636.66	706,366.59	70,636.66
Compensated Absences	5,083,298.05	384,159.07		5,467,457.12	
Capital Leases Payable	2,433,910.72	934,000.00	744,871.14	2,623,039.58	744,021.14
Pension Liability	<u>47,831,634.00</u>	<u>7,827,076.00</u>	<u> </u>	<u>55,658,710.00</u>	<u> </u>
Balance June 30, 2016	<u>\$138,190,846.02</u>	<u>\$9,145,235.07</u>	<u>\$6,645,507.80</u>	<u>\$140,690,573.29</u>	<u>\$6,249,657.80</u>

Business-Type Funds:

	Balance June 30, <u>2015</u>	<u>Reductions</u>	Balance June 30, <u>2016</u>	Amounts due Within <u>one year</u>
Compensated Absences	\$107,363.40	\$1,421.82	\$105,941.58	-0-
Capital Leases Payable	<u>93,774.85</u>	<u>\$93,774.85</u>	<u>0.00</u>	<u>-0-</u>
Balance June 30, 2016	<u>\$201,138.25</u>	<u>\$95,196.67</u>	<u>\$105,941.58</u>	<u>-0-</u>

Jackson Township School District
Notes to the Financial Statements
For the Fiscal Year Ending June 30, 2016

NOTE 4: LONG-TERM LIABILITIES (CONTINUED)

Debt Service Requirements:

The annual requirements to amortize all debt outstanding as of June 30, 2016, including interest payments on issued debt, are as follows:

Fiscal Year	<u>Principal</u>	<u>Interest</u>	<u>Total</u>
<u>June 30,</u> FY2017	\$5,435,000.00	\$3,739,760.00	\$9,174,760.00
FY2018	5,700,000.00	3,106,112.50	8,806,112.50
FY2019	6,425,000.00	2,808,725.00	9,233,725.00
FY2020	6,290,000.00	2,481,225.00	8,771,225.00
FY2021	6,555,000.00	2,177,487.50	8,732,487.50
FY2022	6,870,000.00	1,860,487.50	8,730,487.50
FY2023	7,215,000.00	1,510,437.50	8,725,437.50
FY2024	7,585,000.00	1,142,650.00	8,727,650.00
FY2025	7,960,000.00	763,400.00	8,723,400.00
FY2026	8,315,000.00	410,025.00	8,725,025.00
FY2027	7,885,000.00	197,125.00	8,082,125.00
	<u>\$76,235,000.00</u>	<u>\$20,197,435.00</u>	<u>\$96,432,435.00</u>

Jackson Township School District
Notes to the Financial Statements
For the Fiscal Year Ending June 30, 2016

NOTE 4: LONG-TERM LIABILITIES (CONTINUED)

General obligation school and refunding bonds payable with their outstanding balances are comprised of the following individual issues:

<u>Issue</u>	<u>Amount Outstanding June 30, 2016</u>
\$87,650,000.00 in Refunding School Bonds dated April 13, 2007, due in remaining annual installments ranging between \$4,490,000.00 and \$7,885,000.00 beginning June 15, 2017 and ending June 15, 2027 with interest from 2.50% to 5.25%	\$67,720,000.00
\$11,721,000.00 in School Bonds dated August 1, 2006 due in one remaining annual installment of \$690,000.00 due February 1, 2017 with interest of 4.50%	690,000.00
\$7,890,000.00 in Refunding School Bonds dated September 11, 2014, due in remaining annual installments ranging between \$25,000.00 and \$1,005,000.00 beginning February 1, 2017 and ending February 1, 2026 with interest from 2.00% to 5.00%	<u>7,825,000.00</u>
	<u><u>\$76,235,000.00</u></u>

Jackson Township School District
Notes to the Financial Statements
For the Fiscal Year Ending June 30, 2016

NOTE 4: LONG-TERM LIABILITIES (CONTINUED)

Refunding School Bonds

2006 Refunding

The district issued \$87,650,000.00 in Refunding School bonds to advance refund \$83,425,000.00 of the districts previously issued and outstanding school bonds. The reacquisition price exceeded the net carrying amount by \$4,225,000.00. This amount is being amortized over the remaining life of the refunded debt, which is shorter than the life of the new debt issued. The current year portion charged to the Statement of Activities was \$201,190.48 leaving a balance of \$2,213,095.24 which is reflected on the Statement of Net Position as a Deferred Outflow. Under the escrow agreement, the escrow is irrevocably pledged to the payment of principal and interest on the refunded bonds. As a result, the \$83,425,000.00 of the refunded obligations are considered to be defeased and the liability for those bonds has been removed from the financial statements.

2014 Refunding

The district issued \$7,890,000.00 in Refunding School bonds to advance refund \$7,716,000.00 of the districts previously issued and outstanding school bonds. The reacquisition price exceeded the net carrying amount by \$74,000.00 which will be amortized over the remaining life of the refunded debt, which is shorter than the life of the new debt issued. The current year portion charged to the Statement of Activities was \$6,727.27 leaving a balance of \$67,272.73, which is reflected on the Statement of Net Position as a Deferred Outflow. Under the escrow agreement, the escrow is irrevocably pledged to the payment of principal and interest on the refunded bonds. As a result, the \$7,716,000.00 of the refunded obligations are considered to be defeased and the liability for those bonds has been removed from the financial statements.

Bonds Authorized But Not Issued

As of June 30, 2016, the District had \$973.00 in Bonds Authorized But Not Issued.

Jackson Township School District
Notes to the Financial Statements
For the Fiscal Year Ending June 30, 2016

NOTE 4: LONG-TERM LIABILITIES (CONTINUED)

Capital Leases Payable

The District is leasing school buses totaling \$4,697,442.00 under capital leases. This capital leases are for terms of five years. The following is a schedule of the future minimum lease payments under the capital lease and the present value of the net minimum lease payments at June 30, 2016:

Fiscal Year Ended	Governmental
<u>June 30,</u>	<u>Funds</u>
2016	\$792,617.17
2017	787,664.50
2018	578,156.24
2019	379,354.08
2020	<u>195,118.02</u>
Total Minimum Lease Payments	2,732,910.01
Less: Amount Representing Interest	<u>109,870.43</u>
Present Value of Lease Payments	<u><u>\$2,623,039.58</u></u>

OPERATING LEASES

The District has a commitment to lease technology equipment under an operating lease that expires on November 15, 2017. The total operating lease payments made during the year ended June 30, 2016 were \$376,836.73. Future minimum lease payments are as follows:

Fiscal Year Ended	Governmental
<u>June 30,</u>	<u>Funds</u>
2017	\$376,836.73
2018	<u>376,836.73</u>
Total Minimum Lease Payments	<u><u>\$753,673.46</u></u>

Jackson Township School District
Notes to the Financial Statements
For the Fiscal Year Ending June 30, 2016

NOTE 5: PENSION PLANS

Description of Plans All required employees of the District are covered by the Public Employees' Retirement System, the Teachers' Pension and Annuity Fund or the Defined Contribution Retirement Program which have been established by state statute and are administered by the New Jersey Division of Pension and Benefits (Division). According to the State of New Jersey Administrative Code, all obligations of each system will be assumed by the State of New Jersey should the system terminate. The Division issues a publicly available financial report that includes the financial statements and required supplementary information for each of the above systems. These reports may be obtained by writing to the Division of Pensions and Benefits, PO Box 295, Trenton, New Jersey, 08625 or on line at www.state.nj.us/treasury/pensions.

Teachers' Pension and Annuity Fund (TPAF) The Teachers' Pension and Annuity Fund was established as of January 1, 1955, under the provisions of N.J.S.A. 18A:66 to provide retirement benefits, death, disability and medical benefits to certain qualified members. The Teachers' Pension and Annuity Fund is considered a cost-sharing multiple employer plan with a special funding situation, as under current statute, all employer contributions are made by the State of New Jersey on behalf of the District and the system's other related non-contributing employers. Membership is mandatory for substantially all teachers or members of the professional staff certified by the State Board of Examiners, and employees of the Department of Education who have titles that are unclassified, professional and certified.

Public Employees' Retirement System (PERS) The Public Employees' Retirement System (PERS) was established as of January 1, 1955 under the provision of N.J.S.A. 43:15A to provide retirement, death, disability and medical benefits to certain qualified members. The Public Employees' Retirement System is a cost-sharing multiple employer plan. Membership is mandatory for substantially all full-time employees of the State of New Jersey or any county, municipality, school district, or public agency, provided the employee is not required to be a member of another state administered retirement system or other state or local jurisdiction.

Defined Contribution Retirement Program (DCRP) The Defined Contribution Retirement Program (DCRP) was established under the provision of Chapter 92, P.L. 2007 and Chapter 103, P.L. 2007 to provide coverage elected and certain appointed officials, effective July 1, 2007. Membership is mandatory for such individuals with vesting occurring after one year of membership.

Jackson Township School District
Notes to the Financial Statements
For the Fiscal Year Ending June 30, 2016

NOTE 5: PENSION PLANS (CONTINUED)

Significant Legislation

Effective June 28, 2011, P.L. 2011, c. 78 enacted certain changes in the operations and benefit provisions of the TPAF and the PERS systems.

As a result of these changes new members of TPAF and PERS, hired on or after June 28, 2011, will need 30 years of creditable service and have attained the age of 65 for receipt of the early retirement benefit without a reduction of 1/4 of 1% for each month that the member is under age 65. New members will be eligible for a service retirement benefit at age 65.

Funding Changes

Under the new legislation, the methodology for calculating the unfunded accrued liability payment portion of the employer's annual pension contribution to the PERS, and TPAF. The unfunded actuarial accrued liability (UAAL) will be amortized for each plan over an open-ended 30 year period and paid in level dollars. Beginning with the July 1, 2019 actuarial valuation (July 1, 2018 for PFRS), the UAAL will be amortized over a closed 30 year period until the remaining period reaches 20, when the amortization period will revert to an open-ended 20 year period.

COLA Suspension

The payment of automatic cost-of-living adjustment to current and future retirees and beneficiaries are suspended until reactivated as permitted by this law.

Vesting and Benefit Provisions The vesting and benefit provisions of PERS are set by N.J.S.A. 43:15A and 43.3B, and N.J.S.A. 18A:6C for TPAF. All benefits vest after ten years of service, except for post-retirement healthcare benefits that vest after 25 years of service.

Members are always fully vested for their own contributions and, after three years of service credit, become vested for 2% of related interest earned on the contributions. In the case of death before retirement, members' beneficiaries are entitled to full interest credited to the members' accounts.

Contribution Requirements The contribution policy is set by N.J.S.A. 43:15A and N.J.S.A. 18:66, and requires contributions by active members and contributing employers. Plan member and employer contributions may be amended by State of New Jersey legislation.

Jackson Township School District
Notes to the Financial Statements
For the Fiscal Year Ending June 30, 2016

NOTE 5: PENSION PLANS (CONTINUED)

Contribution Requirements (Continued)

Effective June 28, 2011, P.L. 2011, c. 78 provides for increases in the employee contribution rates: from 5.5% to 6.5% plus an additional 1% phased-in over 7 years beginning in the first year, meaning after 12 months, after the law's effective date for TPAF and PERS.

Employers are required to contribute at an actuarially determined rate in both TPAF and PERS. The actuarially determined contribution includes funding for cost-of-living adjustments, noncontributory death benefits, and post-retirement medical premiums. Under current statute the District is a non-contributing employer of TPAF (i.e. the State of new Jersey makes the employer contribution on behalf of public school districts).

Three Year Trend Information for PERS

<u>Year Ended June 30,</u>	<u>Annual Pension Cost (APC)</u>	<u>Percentage of APC Contributed</u>	<u>Net Pension Obligation</u>
2016	\$2,131,663.00	100%	-0-
2015	\$2,106,087.00	100%	-0-
2014	\$1,900,230.00	100%	-0-

Three Year Trend Information for TPAF (On-behalf Contribution)

<u>Year Ended June 30,</u>	<u>Annual Pension Cost (APC)</u>	<u>Percentage of APC Contributed</u>	<u>Net Pension Obligation</u>
2016	\$4,222,950.00	100%	-0-
2015	\$2,938,140.00	100%	-0-
2014	\$2,240,136.00	100%	-0-

In accordance with N.J.S.A. 18A:66-66 the State of New Jersey reimbursed the District for the years ended June 30, 2016, 2015 and 2014 \$4,028,354.88, \$3,777,089.43 and \$3,895,688.31 respectively for the employer's share of social security contributions for TPAF members, as calculated on their base salaries.

Jackson Township School District
Notes to the Financial Statements
For the Fiscal Year Ending June 30, 2016

NOTE 6: ACCOUNTING AND FINANCIAL REPORTING FOR PENSION - GASB 68

Public Employees Retirement System (PERS)

At June 30, 2016, the District reported a liability of \$55,658,710.00 for its proportionate share of the net pension liability. The net pension liability was measured as of June 30, 2015, and the total pension liability used to calculate the net pension liability was determined by an actuarial valuation as of July 1, 2014 which was rolled forward to June 30, 2015. The District's proportion of the net pension liability was based on a projection of the District's long-term share of contributions to the pension plan relative to the projected contributions of all participating members, actuarially determined. At June 30, 2015, the District's proportion was 0.2479451138 percent, which was a decrease of 0.0075284242 percent from its proportion measured as of June 30, 2014.

For the year ended June 30, 2016, the District recognized pension expense of \$3,496,029.00. At June 30, 2016, the District reported deferred outflows of resources and deferred inflows of resources related to PERS from the following sources:

	<u>Deferred Inflow of Resources</u>	<u>Deferred Outflow of Resources</u>
Differences between expected and actual experience		\$1,327,821.00
Changes of assumptions		5,977,301.00
Net difference between projected and actual earnings on pension plan investments	\$894,885.00	
Changes in proportion and differences between District contributions and proportionate share of contributions	1,195,847.00	432,136.00
District contributions subsequent to the measurement date		<u>2,208,695.00</u>
	<u>\$2,090,732.00</u>	<u>\$9,945,953.00</u>

Jackson Township School District
Notes to the Financial Statements
For the Fiscal Year Ending June 30, 2016

NOTE 6: ACCOUNTING AND FINANCIAL REPORTING FOR PENSION - GASB 68
(Continued)

Public Employees Retirement System (PERS) (Continued)

The \$2,208,695.00 reported as deferred outflows of resources related to pensions resulting from school district contributions subsequent to the measurement date (i.e. for the school year ending June 30, 2016, the plan measurement date is June 30, 2015) will be recognized as a reduction of the net pension liability in the year ended June 30, 2017. Other amounts reported as deferred outflows of resources and deferred inflows of resources related to pensions will be recognized in pension expense as follows:

Year Ended	
<u>June 30</u>	<u>Amount</u>
2016	\$1,013,855.00
2017	\$1,013,855.00
2018	\$1,013,855.00
2019	\$1,726,481.00
Thereafter	\$878,480.00

Jackson Township School District
Notes to the Financial Statements
For the Fiscal Year Ending June 30, 2016

NOTE 6: ACCOUNTING AND FINANCIAL REPORTING FOR PENSION - GASB 68
(CONTINUED)

Public Employees Retirement System (PERS) (Continued)

Actuarial Assumptions

The total pension liability for the June 30, 2015 measurement date was determined by an actuarial valuation as of July 1, 2014, which rolled forward to June 30, 2015. This actuarial valuation used the following assumptions, applied to all periods in the measurement.

Inflation	3.04 Percent
Salary Increases	
2012-2021	2.15-4.40 Percent (based on age)
Thereafter	3.15-5.40 Percent (based on age)
Investment Rate of Return	7.90 Percent

The actuarial assumptions used in the June 30, 2014 valuation were based on the results of an actuarial experience study for the period July 1, 2008 to June 30, 2011. To the extent that actual experience deviates from these assumptions, the emerging liabilities may be higher or lower than anticipated. The more the experience deviates, the larger the impact on future financial statements.

Mortality Rates

Mortality rates were based on the RP-2000 Combined Healthy Male and Female Mortality Tables (setback one year for males and females) for service retirement and beneficiaries of former members with adjustments for mortality improvements from the base year of 2012 based on Projection Scale AA. The RP-2000 Disabled Mortality Tables (setback 3 years for males and setback one year for females) are used to value disabled retirees

Jackson Township School District
Notes to the Financial Statements
For the Fiscal Year Ending June 30, 2016

NOTE 6: ACCOUNTING AND FINANCIAL REPORTING FOR PENSION - GASB 68
(CONTINUED)

Public Employees Retirement System (PERS) (Continued)

Actuarial Assumptions (Continued)

Long-Term Rate of Return

In accordance with State statute, the long-term expected rate of return on plan investments (7.90% at June 30, 2015) is determined by the State Treasurer, after consultation with the Directors of the Division of Investments and Division of Pensions and Benefits, the board of trustees and the actuaries. The long-term expected rate of return was determined using a building block method in which best-estimate ranges of expected future real rates of return (expected returns, net of pension plan investment expense and inflation) are developed for each major asset class. These ranges are combined to produce the long-term expected rate of return by weighting the expected future real rates of return by the target asset allocation percentage and by adding expected inflation. . Best estimates of arithmetic real rates of return for each major asset class included in PERS's target asset allocation as of June 30, 2015 are summarized in the following table:

<u>Asset Class</u>	<u>Target Allocation</u>	<u>Long-Term Expected Real Rate of Return</u>
Cash	5.00%	1.04%
Mortgages	2.10%	1.62%
High Yield Bonds	2.00%	4.03%
Inflation Indexed Bonds	1.50%	3.25%
Broad U.S. Equities	27.25%	8.52%
Developed Foreign Markets	12.00%	6.88%
Emerging Market Equities	6.40%	10.00%
Private Equity	9.25%	12.41%
Hedge Funds/Absolute Returns	12.00%	4.72%
Real Estate (Property)	2.00%	6.83%
Commodities	1.00%	5.32%
U.S. Treasuries	1.75%	1.64%
Investment Grade Credit	10.00%	1.79%
Global Debt ex US	3.50%	-0.40%
REIT	4.25%	5.12%
	<u>100.00%</u>	

Jackson Township School District
Notes to the Financial Statements
For the Fiscal Year Ending June 30, 2016

NOTE 6: ACCOUNTING AND FINANCIAL REPORTING FOR PENSION - GASB 68
(CONTINUED)

Public Employees Retirement System (PERS) (Continued)

Actuarial Assumptions (Continued)

Discount Rate

The discount rate used to measure the total pension liability was 4.90% and 5.39% as of June 30, 2015 and 2014, respectively. This single blended discount rate was based on the long-term expected rate of return on pension plan investments of 7.9%, and a municipal bond rate of 3.80% and 4.29% as of June 30, 2015 and 2014, respectively, based on the Bond Buyer Go 20-Bond Municipal Bond Index which includes tax-exempt general obligation municipal bonds with an average rating of AA/Aa or higher. The projection of cash flows used to determine the discount rate assumed that contributions from plan members will be made at the current member contribution rates and that contributions from employers will be made based on the average of the last five years of contributions made in relation to the last five years of actuarially determined contributions. Based on those assumptions, the plan's fiduciary net position was projected to be available to make projected future benefit payments of current plan members through 2033. Therefore, the long-term expected rate of return on plan investments was applied to projected benefit payments through 2033, and the municipal bond rate was applied to projected benefit payments after that date in determining the total pension liability.

Sensitivity of the collective net pension liability to changes in the discount rate.

The following presents the collective net pension liability of the participating employers as of June 30, 2015 respectively, calculated using the discount rate as disclosed above as well as what the collective net pension liability would be if it was calculated using a discount rate that is 1-percentage point lower or 1- percentage point higher than the current rate:

	June 30, 2015		
	1% Decrease <u>3.90%</u>	At Current Discount Rate <u>4.90%</u>	1% Increase <u>5.90%</u>
District's proportionate share of the pension liability	69,176,966.00	55,658,710.00	44,325,101.00

Jackson Township School District
Notes to the Financial Statements
For the Fiscal Year Ending June 30, 2016

NOTE 6: ACCOUNTING AND FINANCIAL REPORTING FOR PENSION - GASB 68
(CONTINUED)

Public Employees Retirement System (PERS) (Continued)

Pension Plan Fiduciary Net Position.

Detailed information about the pension plan's fiduciary net position is available in the separately issued Financial Report for the State of New Jersey Public Employees Retirement System (PERS). The report may be obtained at State of New Jersey Division of Pensions and Benefits P.O. Box 295 Trenton, New Jersey 08625-0295 <http://www.state.nj.us/treasury/pensions>.

Teachers Pensions and Annuity Fund (TPAF)

The employer contributions for local participating employers are legally required to be funded by the State in accordance with N.J.S.A 18:66-33. Therefore, these local participating employers are considered to be in a special funding situation as defined by GASB Statement No. 68 and the State is treated as a nonemployer contributing entity. Since the local participating employers do not contribute directly to the plan (except for employer specific financed amounts), there is no net pension liability or deferred outflows or inflows to report in the financial statements of the local participating employers. However, the notes to the financial statements of the local participating employers must disclose the portion of the nonemployer contributing entities' total proportionate share of the net pension liability that is associated with the local participating employer.

The portion of the TPAF Net Pension Liability that was associated with the District recognized at June 30, 2016 was as follows:

Net Pension Liability:	
Districts proportionate share	-0-
State's proportionate share associated with the District	<u>\$343,489,498</u>
	<u>\$343,489,498</u>

The net pension liability was measured as of June 30, 2015, and the total pension liability used to calculate the net pension liability was determined by an actuarial valuation as of June 30, 2014. The net pension liability associated with the District was based on a projection of the District's long-term share of contributions to the pension plan relative to the projected contributions of all participating school districts and the State, actuarially determined. At June 30, 2015, the proportion of the TPAF net pension liability associated with the District was .5434593208% which was an increase of .0139277638 percent from its proportion measured as of June 30, 2014.

For the year ended June 30, 2016, the District recognized on-behalf pension expense and revenue of \$20,973,126 for contributions provided by the State.

Jackson Township School District
Notes to the Financial Statements
For the Fiscal Year Ending June 30, 2016

NOTE 6: ACCOUNTING AND FINANCIAL REPORTING FOR PENSION - GASB 68
(CONTINUED)

Teachers Pensions and Annuity Fund (TPAF) (Continued)

The total pension liability for the June 30, 2015 measurement date was determined by an actuarial valuation as of July 1, 2014, which was rolled forward to June 30, 2015. The total pension liability for the June 30, 2014 measurement date was determined by an actuarial valuation as of July 1, 2014. This actuarial valuation used the following actuarial assumptions, applied to all periods in the measurement:

Inflation rate	2.50%
Salary increases:	
2012-2021	Varies based on experience
Thereafter	Varies based on experience
Investment rate of return	7.90%

Mortality Rates

Mortality rates were based on the RP-2000 Health Annuitant Mortality Table for Males or Females, as appropriate, with adjustments for mortality improvements based on Scale AA. Pre-retirement mortality improvements for active members are projected using Scale AA from the base year of 2000 until the valuation date plus 15 years to account for future mortality improvement. Post-retirement mortality improvements for non-disabled annuitants are projected using Scale AA from the base year of 2000 for males and 2003 for females until the valuation date plus 7 years to account for future mortality improvement. The actuarial assumptions used in the July 1, 2014 valuation were based on the results of an actuarial experience study for the period July 1, 2009 to June 30, 2012.

Long-Term Expected Rate of Return

In accordance with State statute, the long-term expected rate of return on plan investments (7.90% at June 30, 2015) is determined by the State Treasurer, after consultation with the Directors of the Division of Investments and Division of Pensions and Benefits, the board of trustees and the actuaries. The long-term expected rate of return was determined using a building block method in which best-estimate ranges of expected future real rates of return (expected returns, net of pension plan investment expense and inflation) are developed for each major asset class. These ranges are combined to produce the long-term expected rate of return by weighting the expected future real rates of return by the target asset allocation percentage and by adding expected inflation. Best estimates of arithmetic real rates of return for each major asset class included in TPAF's target asset allocation as of June 30, 2015 are summarized in the table on the following page:

Jackson Township School District
Notes to the Financial Statements
For the Fiscal Year Ending June 30, 2016

NOTE 6: ACCOUNTING AND FINANCIAL REPORTING FOR PENSION - GASB 68
(CONTINUED)

Teachers Pensions and Annuity Fund (TPAF) (Continued)

Actuarial Assumptions (Continued)

Long-Term Expected Rate of Return (Continued)

<u>Asset Class</u>	<u>Target Allocation</u>	<u>Long-Term Expected Real Rate of Return</u>
US Cash	5.00%	0.53%
US Government Bonds	1.75%	1.39%
US Credit Bonds	13.50%	2.72%
US Mortgages	2.10%	2.54%
US Inflation-Indexed Bonds	1.50%	1.47%
High Yield Bonds	2.00%	4.57%
US Equities Markets	27.25%	5.63%
Foreign-Developed Equity	12.00%	6.22%
Emerging Market Equities	6.40%	8.46%
Private Real Estate Property	4.25%	3.97%
Timber	1.00%	4.09%
Farmlands	1.00%	4.61%
Private Equity	9.25%	9.15%
Commodities	1.00%	3.50%
Hedge Funds - Multi Strategy	4.00%	4.59%
Hedge Funds - Equity Hedge	4.00%	5.68%
Hedge Funds - Distressed	4.00%	4.30%
	<u>100.00%</u>	

Jackson Township School District
Notes to the Financial Statements
For the Fiscal Year Ending June 30, 2016

NOTE 6: ACCOUNTING AND FINANCIAL REPORTING FOR PENSION - GASB 68
(CONTINUED)

Teachers Pensions and Annuity Fund (TPAF) (Continued)

Actuarial Assumptions (Continued)

Discount Rate

The discount rate used to measure the total pension liability was 4.13% and 4.68% as of June 30, 2015 and 2014, respectively. This single blended discount rate was based on the long-term expected rate of return on pension plan investments of 7.9%, and a municipal bond rate of 3.80% and 4.29% as of June 30, 2015 and 2014, respectively, based on the Bond Buyer Go 20-Bond Municipal Bond Index which includes tax-exempt general obligation municipal bonds with an average rating of AA/Aa or higher. The projection of cash flows used to determine the discount rate assumed that contributions from plan members will be made at the current member contribution rates and that contributions from employers will be made based on the average of the last five years. Based on those assumptions, the plan's fiduciary net position was projected to be available to make projected future benefit payments of current plan members through 2027. Therefore, the long-term expected rate of return on plan investments was applied to projected benefit payments through 2027, and the municipal bond rate was applied to projected benefit payments after that date in determining the total pension liability,

Sensitivity of the Net Pension Liability to Changes in the Discount Rate

Because the District's proportionate share of the net pension liability is zero, consideration of potential changes in the discount rate is not applicable to the District.

Pension Plan Fiduciary Net Position

Detailed information about the pension plan's fiduciary net position is available in the separately issued Financial Report for the State of New Jersey Teachers Public and Annuity Fund (TPAF). The report may be obtained at State of New Jersey Division of Pensions and Benefits P.O. Box 295 Trenton, New Jersey 08625-0295 <http://www.state.nj.us/treasury/pensions>

Jackson Township School District
Notes to the Financial Statements
For the Fiscal Year Ending June 30, 2016

NOTE 7: GASB 45 – OTHER POST-RETIREMENT BENEFITS

P.L. 1987, c. 384 and P.L. 1990, c.6 required Teachers' Pensions and Annuity Fund (TPAF) and the Public Employees' Retirement System (PERS), respectively, to fund post-retirement medical benefits for those state employees who retire after accumulating 25 years of credited service or on a disability retirement. P.L. 2007, c.103 amended the law to eliminate the funding of post-retirement medical benefits through the TPAF and PERS. It created separate funds outside of the pension plans for the funding and payment of post-retirement medical benefits for retired state employees and retired educational employees. As of June 30, 2015, there were 107,314 retirees receiving post-retirement medical benefits, and the State contributed \$1.25 billion on their behalf. The cost of these benefits is funded through contributions by the State in accordance with P.L. 1994, c.62. Funding of post-retirement medical benefits changed from a pre-funding basis to a pay-as-you-go basis beginning in Fiscal Year 1994.

The State is also responsible for the cost attributable to P.L. 1992, c.126, which provides employer paid health benefits to members of PERS and the Alternate Benefit Program who retired from a board of education or county college with 25 years of service. The State paid \$214.1 million toward Chapter 126 benefits for 19,056 eligible retired members in Fiscal Year 2015.

The State will set the contribution rate based on the annual required contribution of the employers (ARC), an amount actuarially determined in accordance with the parameters of GASB Statement 45. The ARC represents a level of funding that, if paid on an ongoing basis, is projected to cover normal cost each year and amortize any unfunded actuarial liabilities (or funding excess) of the plan over a period not to exceed thirty years. The State's contributions to the State Health Benefits Program Fund for TPAF retirees' post-retirement benefits on behalf of the School Commission for the years ended June 30, 2015, 2014 and 2013 were \$3,777,089.00, \$3,672,980.00 and \$3,945,737.00 respectively, which equaled the required contributions for each year. The State's contributions to the State Health Benefits Program Fund for PERS retirees' post-retirement benefits on behalf of the School Commission was not determined or made available by the State of New Jersey.

NOTE 8: LITIGATION

The District's counsel advises that there is no litigation, pending litigation, claims, contingent liabilities, unasserted claims or assessments or statutory violations which involve the School District and which might materially affect the District's financial position.

Jackson Township School District
Notes to the Financial Statements
For the Fiscal Year Ending June 30, 2016

NOTE 9: CONTINGENCIES

The District receives financial assistance from the State of New Jersey and the U.S. Government in the form of grants. Entitlement to the funds is generally conditional upon compliance with terms and conditions of the grant agreements and applicable regulations, including the expenditure of the funds for eligible purposes. The State and Federal grants received and expended in the 2015-2016 fiscal year were subject to the the Uniform Guidance and New Jersey OMB Circular 15-08 which mandates that grant revenues and expenditures be audited in conjunction with the District's annual audit if expenditures for federal or state programs exceed \$750,000.00 Findings and questioned costs, if any, relative to federal and state financial assistance programs are discussed in the Single Audit Section, Schedule of Findings and Questioned Costs. In addition, all grants and cost reimbursements are subject to financial and compliance audits by the grantors. The District's management does not believe any such audit would result in material amounts of disallowed costs.

NOTE 10: RISK MANAGEMENT

The District is exposed to various risks of loss related to torts; theft of, damage to, and destruction of assets; errors and omissions; injuries to employees; and natural disasters.

Property and Liability Insurance The District maintains insurance coverage covering each of those risks of loss. The administration believes such coverage is sufficient to preclude any significant uninsured losses to the District. Settled claims have not exceeded the insurance coverage in any of the past three fiscal years.

New Jersey Unemployment Compensation Insurance The District has elected to fund its New Jersey Unemployment Compensation Insurance under the "Benefit Reimbursement Method". Under this plan, the District is required to reimburse the New Jersey Unemployment Trust Fund for benefits paid to its former employees and charged to its account with the State. The District is billed quarterly for amounts due to the State. The following is a summary of District contributions, employee contributions, reimbursements to the State for benefits paid and the ending balance of the District's fiduciary trust fund for the current and previous two years:

<u>Year Ended</u> <u>June 30,</u>	<u>Interest</u>	<u>Employee</u> <u>Contributions</u>	<u>Amount</u> <u>Reimbursed</u>	<u>Ending</u> <u>Balance</u>
2016	\$616.87	\$218,251.35	\$183,282.59	\$564,813.78
2015	497.17	234,853.56	125,876.46	529,228.15
2014	467.55	229,551.08	229,284.98	420,251.05

Jackson Township School District
Notes to the Financial Statements
For the Fiscal Year Ending June 30, 2016

NOTE 11: COMPENSATED ABSENCES

The District accounts for compensated absences (e.g. unused vacation and sick leave) as directed by Governmental Accounting Standards Board Statement No. 16 (GASB 16), "Accounting for Compensated Absences". A liability for compensated absences attributable to services already rendered and not contingent on a specific event that is outside the control of the employer and employee is accrued as employees earn the rights to the benefits.

District employees are granted varying amounts of vacation and sick leave in accordance with the District's personnel policy. Upon termination, employees are paid for accrued vacation. The District's policy permits employees to accumulate unused sick leave and carry forward the amount to subsequent years. Upon retirement, employees shall be paid by the District for the unused sick leave in accordance with the Districts agreements with the various employee unions.

The liability for vested compensated absences of the governmental fund types are recorded in the district - wide statement of net position. As of June 30, 2016, a liability existed for compensated absences for governmental fund-types in the district- wide statement of net position of \$5,467,457.12.

The liability for vested compensated absences of the proprietary fund types is recorded within those funds as the benefits accrue to employees. As of June 30, 2016 a liability existed for compensated absences in the proprietary funds of \$105,941.58.

For additional descriptive information see Note 1, Summary of Significant Accounting Policies.

Jackson Township School District
Notes to the Financial Statements
For the Fiscal Year Ending June 30, 2016

NOTE 13: CALCULATION OF EXCESS SURPLUS – BUDGETARY BASIS

Calculation of Excess Surplus In accordance with N.J.S.A. 18A:7F-7, as amended by P.L. 2007, c73 (S1701), the Restricted Fund Balance - Excess Surplus is a required calculation pursuant to the New Jersey Comprehensive Educational Improvement and Financing Act of 1996 (CEIFA). New Jersey school districts are required to reserve General Fund fund balance at the fiscal year end of June 30 if the District did not appropriate a required minimum amount as budgeted fund balance in the subsequent year's budget.

General Fund Expenditures:		
Fiscal Year Ended, June 30 2016		\$141,409,291.22
Increased by:		
Transfer from Capital Outlay to Capital Projects		\$141,409,291.22
Less:		
Reimb. TPAF Social Security Contributions	\$4,028,354.88	
Reimb. TPAF Pension Contributions	9,251,317.00	
Capital Leases	876,991.00	
		14,156,662.88
Adjusted General Fund Expenditures		\$127,252,628.34
Excess Surplus Percentage		2.00%
		\$2,545,052.57
Increased by:		
Extraordinary Aid (unbudgeted)	\$360,284.00	
Non-Public Transportation Aid (unbudgeted)	56,497.00	
SEMI - Cost Settlement	28,376.23	
		445,157.23
Maximum Unreserved/Undesignated General Fund Balance		\$2,990,209.80
Actual Unassigned General Fund Balance		7,967,859.64
Excess Surplus		\$4,977,649.84
Recapitulation of Excess Surplus, June 30, 2016:		
Restricted for Excess Surplus - Designated for Subsequent Year's Expenditure		\$3,946,312.70
Restricted for Excess Surplus		4,977,649.84
		\$8,923,962.54

Jackson Township School District
Notes to the Financial Statements
For the Fiscal Year Ending June 30, 2016

NOTE 13: CALCULATION OF EXCESS SURPLUS – BUDGETARY BASIS (CONTINUED)

Based on the preceding calculation, as of June 30, 2016, \$5,006,026.07 is reported as Restricted Fund Balance Excess Surplus and is required to be appropriated for property tax relief in the 2017-18 budget. \$4,505,842.51 is reported as Restricted Fund Balance Excess Surplus Designated for Subsequent Year's Expenditure and is required to be appropriated for property tax relief in the 2016-17 budget.

NOTE 14: INTERFUND RECEIVABLES AND PAYABLES

The following interfund balances remained on the balance sheet at June 30, 2016:

<u>Fund</u>	<u>Interfund Balance</u>	
	<u>Receivable</u>	<u>Payable</u>
General Fund	\$ 1,940,357.24	\$
Special Revenue Fund		239,275.42
Capital Projects Fund		1,624,168.50
Enterprise Fund		4,149.80
Fiduciary Fund		72,763.52
	\$ 1,940,357.24	\$ 1,940,357.24

All balances resulted from the time lag between the dates that short-term loans were disbursed and payments between funds were received.

NOTE 15: CAPITAL RESERVE ACCOUNT

A capital reserve account was established by the Township of Jackson Board of Education in the amount of \$1.00 in the 2000-2001 school year for the accumulation of funds for use as capital outlay expenditures in subsequent fiscal years. The capital reserve account is maintained in the general fund and its activity is included in the general fund annual budget.

Funds placed in the capital reserve account are restricted to capital projects in the district's approved Long Range Facilities Plan (LRFP). Upon submission of the LRFP to the Department of Education, a district may increase the balance in the capital reserve by appropriating funds in the annual general fund budget certified for taxes or by transfer by Board resolution at year end (June 1 to June 30) of any unanticipated revenue or unexpended line item appropriations, or both. A district may also appropriate additional amounts when the express approval of the voters has been obtained by either a separate proposal at budget time or by a special question at one of the four special election dates authorized by N.J.S.A. 19:60-2. Pursuant to N.J.A.C. 6A:23A-14.1(g), the balance in the account cannot at any time exceed the local support costs of uncompleted capital projects in its approved LRFP.

Jackson Township School District
Notes to the Financial Statements
For the Fiscal Year Ending June 30, 2016

NOTE 15: CAPITAL RESERVE ACCOUNT (CONTINUED)

The activity of the capital reserve for the July 1, 2015 to June 30, 2016 fiscal year is as follows:

Balance, June 30, 2015 (Budgetary Basis)	\$	1,653,459.48
Interest Earnings		2,168.74
Deposits:		
Board Resolution dated 06/21/16	\$	<u>2,000,000.00</u>
		<u>2,000,000.00</u>
Balance, June 30, 2016 (Budgetary Basis)	\$	<u><u>3,655,628.22</u></u>

NOTE 16: INVENTORY

Inventory in the Food Service Fund at June 30, 2016 consisted of the following:

Food and Supplies	<u>\$36,985.68</u>
-------------------	--------------------

The value of Federal donated commodities as reflected on Schedule A (required by the Single Audit Act Amendment of 1996) is the difference between market value and cost of the commodities at the date of purchase and has been included as an item of non-operating revenue in the financial statements.

NOTE 17: SUBSEQUENT EVENTS

The Board of Education has evaluated subsequent events occurring after the financial statement date through November 18, 2016 which is the date the financial statements were available to be issued. The District has determined that there are no material subsequent events that need to be disclosed, except as follows:

On September 28, 2016 the District issued \$27,150,000.00 in Refunding School Bonds to refund a portion of the \$87,650,000.00 in School Refunding Bonds issued April 13, 2006. These bonds will be repaid over four years and bear interest ranging from 3.00 to 5.00%.

REQUIRED SUPPLEMENTARY INFORMATION - PART II

BUDGETARY COMPARISON SCHEDULES

JACKSON TOWNSHIP SCHOOL DISTRICT
GENERAL FUND
COMPARATIVE STATEMENTS OF REVENUES, EXPENDITURES AND CHANGES
IN FUND BALANCE - BUDGET AND ACTUAL
FOR THE FISCAL YEAR ENDED JUNE 30, 2016

	ORIGINAL BUDGET	BUDGET TRANSFERS	FINAL BUDGET	ACTUAL	VARIANCE FAVORABLE/ (UNFAVORABLE)
REVENUES					
Local sources:					
Local tax levy	\$ 77,701,924.00	\$	77,701,924.00	\$ 77,701,924.00	\$
Interest on Capital reserve				2,168.74	2,168.74
Miscellaneous	738,734.00		738,734.00	956,142.29	217,408.29
Total-local sources	78,440,658.00		78,440,658.00	78,660,235.03	219,577.03
State sources:					
Equalization Aid	42,102,240.00		42,102,240.00	42,102,240.00	
Categorical Transportation Aid	1,013,961.00		1,013,961.00	1,013,961.00	
Categorical Special Education Aid	5,211,500.00		5,211,500.00	5,211,500.00	
Security Aid	854,977.00		854,977.00	854,977.00	
Adjustment Aid	195,598.00		195,598.00	195,598.00	
PARCC Readiness Aid	86,430.00		86,430.00	86,430.00	
Per Pupil Growth Aid	86,430.00		86,430.00	86,430.00	
Extraordinary Aid	900,000.00		900,000.00	1,260,284.00	360,284.00
Other State Aid				56,497.00	56,497.00
On-behalf TPAF Non-Contributory Insurance (non-budgeted)				200,379.00	200,379.00
On-behalf TPAF Pension (non-budgeted)				4,022,571.00	4,022,571.00
On-behalf TPAF Post Retirement Contributions (non-budgeted)				5,028,367.00	5,028,367.00
Reimbursed TPAF Social Security Contributions (non-budgeted)				4,028,354.88	4,028,354.88
Total - state sources	50,451,136.00		50,451,136.00	64,147,588.88	13,696,452.88
Federal sources:					
Medicaid reimbursement	104,669.00		104,669.00	207,389.28	102,720.28
	104,669.00		104,669.00	207,389.28	102,720.28
Total revenues	128,996,463.00		128,996,463.00	143,015,213.19	14,018,750.19

JACKSON TOWNSHIP SCHOOL DISTRICT
GENERAL FUND
COMPARATIVE STATEMENTS OF REVENUES, EXPENDITURES AND CHANGES
IN FUND BALANCE - BUDGET AND ACTUAL
FOR THE FISCAL YEAR ENDED JUNE 30, 2016

EXPENDITURES	ORIGINAL BUDGET	BUDGET TRANSFERS	FINAL BUDGET	ACTUAL	VARIANCE FAVORABLE/ (UNFAVORABLE)
CURRENT EXPENSE:					
Instruction - regular programs:					
Salaries of teachers:					
Kindergarten	\$ 1,134,841.00	\$ 565,420.46	\$ 1,700,261.46	\$ 1,622,332.22	\$ 77,929.24
Grades 1-5	11,987,172.00	(334,108.54)	11,653,063.46	11,292,581.46	360,482.00
Grades 6-8	8,056,243.00	(30,496.50)	8,025,746.50	7,865,673.29	160,073.21
Grades 9-12	11,287,371.00	(312,004.23)	10,975,366.77	10,654,255.74	321,111.03
Total Salaries of teachers:	32,465,627.00	(111,188.81)	32,354,438.19	31,434,842.71	919,595.48
Regular Programs - Home Instruction:					
Salaries of teachers	170,000.00	(6,121.90)	163,878.10	160,703.00	3,175.10
Purchased professional educational services	127,150.92	(21,784.00)	105,366.92	99,220.39	6,146.53
Total Regular Programs - Home Instruction:	297,150.92	(27,905.90)	269,245.02	259,923.39	9,321.63
Regular programs - undistributed instruction:					
Purchased professional educational services	1,537,000.00	(4,838.51)	1,532,161.49	1,267,702.10	264,459.39
Other purchased services(400-500 series)	1,010,776.95	(381,366.65)	629,410.30	607,456.35	21,953.95
General supplies	1,800,183.63	321,758.59	2,121,942.22	1,923,453.56	198,488.66
Textbooks	162,840.00	(30,933.37)	131,906.63	131,765.07	141.56
Other Objects	134,631.87	(2,109.83)	132,522.04	113,639.01	18,883.03
Total Regular programs - undistributed instruction	4,645,432.45	(97,489.77)	4,547,942.68	4,044,016.09	503,926.59
Total Regular Programs - Instruction	37,408,210.37	(236,584.48)	37,171,625.89	35,738,782.19	1,432,843.70

JACKSON TOWNSHIP SCHOOL DISTRICT
GENERAL FUND
COMPARATIVE STATEMENTS OF REVENUES, EXPENDITURES AND CHANGES
IN FUND BALANCE - BUDGET AND ACTUAL
FOR THE FISCAL YEAR ENDED JUNE 30, 2016

	ORIGINAL BUDGET	BUDGET TRANSFERS	FINAL BUDGET	ACTUAL	VARIANCE FAVORABLE/ (UNFAVORABLE)
Special education:					
Learning and / or Language Disabilities:					
Salaries of teachers	\$ 184,190.00	\$ 1,256.00	\$ 185,446.00	\$ 185,446.00	
Other salaries for instruction	294,852.00	(170,315.66)	124,536.34	121,071.00	3,465.34
Purchased professional educational services	3,000.00		3,000.00	1,096.00	1,904.00
General supplies	38,876.80	(1,139.55)	37,737.25	30,926.05	6,811.20
Textbooks	250.00	(250.00)			
Total Learning and / or Language Disabilities	<u>521,168.80</u>	<u>(170,449.21)</u>	<u>350,719.59</u>	<u>338,539.05</u>	<u>12,180.54</u>
Behavioral Disabilities:					
Salaries of teachers	498,837.00	(3,000.00)	495,837.00	493,253.64	2,583.36
Other salaries for instruction	274,093.00	126,140.08	400,233.08	400,063.55	169.53
Purchased professional educational services	15,000.00	(9,400.03)	5,599.97	3,068.80	2,531.17
Total Behavioral Disabilities:	<u>787,930.00</u>	<u>113,740.05</u>	<u>901,670.05</u>	<u>896,385.99</u>	<u>5,284.06</u>
Multiple Disabilities:					
Salaries of teachers	683,272.00	(9,307.05)	673,964.95	673,964.95	
Other salaries for instruction	479,040.00	30,435.01	509,475.01	507,971.76	1,503.25
Purchased professional educational services	5,000.00	1,137.60	6,137.60	6,137.60	
General supplies	19,785.00	74.33	19,859.33	19,245.66	613.67
Total Multiple Disabilities:	<u>1,187,097.00</u>	<u>22,339.89</u>	<u>1,209,436.89</u>	<u>1,207,319.97</u>	<u>2,116.92</u>
Resource room/resource center:					
Salaries of teachers	9,021,464.00	(35,979.91)	8,985,484.09	8,973,823.53	11,660.56
Other salaries for instruction	2,087,330.00	(1,735.10)	2,085,594.90	2,069,602.41	15,992.49
Purchased professional educational services	290,000.00	(38,437.20)	251,562.80	218,117.70	33,445.10
General supplies	192,590.00	20,004.80	212,594.80	209,893.12	2,701.68
Total Resource room/resource center	<u>11,591,384.00</u>	<u>(56,147.41)</u>	<u>11,535,236.59</u>	<u>11,471,436.76</u>	<u>63,799.83</u>

JACKSON TOWNSHIP SCHOOL DISTRICT
GENERAL FUND
COMPARATIVE STATEMENTS OF REVENUES, EXPENDITURES AND CHANGES
IN FUND BALANCE - BUDGET AND ACTUAL
FOR THE FISCAL YEAR ENDED JUNE 30, 2016

	ORIGINAL BUDGET	BUDGET TRANSFERS	FINAL BUDGET	ACTUAL	VARIANCE FAVORABLE/ (UNFAVORABLE)
Preschool disabilities-part -time:					
Salaries of teachers	\$ 276,647.00	\$ 50,633.00	\$ 327,280.00	\$ 327,280.00	\$
Other salaries for instruction	186,917.00	102,912.48	289,829.48	285,073.31	4,756.17
General supplies	25,883.00		25,883.00	24,014.48	1,868.52
Total Preschool disabilities-part -time	489,447.00	153,545.48	642,992.48	636,367.79	6,624.69
Preschool disabilities-full -time:					
Salaries of teachers	219,351.00	10,097.22	229,448.22	229,265.60	182.62
Other salaries for instruction	568,934.00	(63,328.46)	505,605.54	496,417.65	9,187.89
Purchased professional - educational services	9,000.00	1,754.50	10,754.50	9,864.00	890.50
Travel		220.00	220.00	220.00	
General supplies	18,138.11	(423.00)	17,715.11	16,721.58	993.53
Total Preschool disabilities-full -time	815,423.11	(51,679.74)	763,743.37	752,488.83	11,254.54
Total special education	15,392,449.91	11,349.06	15,403,798.97	15,302,538.39	101,260.58
Basic skills/remedial:					
Salaries of teachers	351,214.00	(16,990.40)	334,223.60	334,045.75	177.85
Other Purchased Services (400-500 series)	2,488.00		2,488.00	2,285.19	202.81
Total basic skills/remedial	353,702.00	(16,990.40)	336,711.60	336,330.94	380.66
Bilingual education:					
Salaries of teachers	234,825.00	3,451.00	238,276.00	238,011.00	265.00
Other salaries for instruction	59,637.00	581.91	60,218.91	58,636.80	1,582.11
Total bilingual education	294,462.00	4,032.91	298,494.91	296,647.80	1,847.11
School sponsored cocurricular activities:					
Salaries	417,037.00	8,582.77	425,619.77	425,619.77	
Total school sponsored cocurricular activities	417,037.00	8,582.77	425,619.77	425,619.77	

JACKSON TOWNSHIP SCHOOL DISTRICT
GENERAL FUND
COMPARATIVE STATEMENTS OF REVENUES, EXPENDITURES AND CHANGES
IN FUND BALANCE - BUDGET AND ACTUAL
FOR THE FISCAL YEAR ENDED JUNE 30, 2016

	ORIGINAL BUDGET	BUDGET TRANSFERS	FINAL BUDGET	ACTUAL	VARIANCE FAVORABLE/ (UNFAVORABLE)
School sponsored athletics:					
Salaries	\$ 960,579.00	\$ 12,590.25	\$ 973,169.25	\$ 973,169.25	\$ 0.61
Rentals	2,716.00	1.05	2,717.05	2,716.44	16,862.01
Purchased Services	337,733.00	(42,420.03)	295,312.97	278,450.96	
Travel	7,000.00	(4,375.00)	2,625.00	2,625.00	
Supplies and Materials	174,359.53	35,673.58	210,033.11	180,013.59	30,019.52
Other Objects	12,780.00	(1,747.00)	11,033.00	11,028.62	4.38
Transfers to Cover Deficit (Agency Funds)	193,768.00		193,768.00	193,768.00	
Total school sponsored athletics	<u>1,688,935.53</u>	<u>(277.15)</u>	<u>1,688,658.38</u>	<u>1,641,771.86</u>	<u>46,886.52</u>
Other instructional programs					
Salaries	122,747.00	(1,401.84)	121,345.16	121,345.16	
Total other instructional programs	<u>122,747.00</u>	<u>(1,401.84)</u>	<u>121,345.16</u>	<u>121,345.16</u>	
Total other instructional programs	2,228,719.53	6,903.78	2,235,623.31	2,188,736.79	46,886.52
Total - instruction	<u>55,677,543.81</u>	<u>(231,289.13)</u>	<u>55,446,254.68</u>	<u>53,863,036.11</u>	<u>1,583,218.57</u>
Undistributed expenditures:					
Instruction:					
Tuition to other LEA's within the state-regular	93,860.00	(20,982.66)	72,877.34	72,877.34	
Tuition to other LEA's within the state-special	343,614.32	(31,300.80)	312,313.52	312,313.52	
Tuition to county vocational school district-regular	231,432.00	(62,767.00)	168,665.00	168,664.84	0.16
Tuition to CSSD and regional day schools	797,073.00	270,799.50	1,067,872.50	1,067,872.50	
Tuition to private schools for the handicapped with state	1,604,451.00	240,562.69	1,845,013.69	1,838,175.77	6,837.92
Tuition-state facilities	92,546.00	(32,306.00)	60,240.00	60,240.00	
Tuition-other		25,119.00	25,119.00	25,119.00	
Transfer of Funds to Charter Schools	<u>14,772.00</u>	<u>(14,772.00)</u>			
Total undistributed expenditures - instruction	<u>3,177,748.32</u>	<u>374,352.73</u>	<u>3,552,101.05</u>	<u>3,545,262.97</u>	<u>6,838.08</u>

JACKSON TOWNSHIP SCHOOL DISTRICT
GENERAL FUND
COMPARATIVE STATEMENTS OF REVENUES, EXPENDITURES AND CHANGES
IN FUND BALANCE - BUDGET AND ACTUAL
FOR THE FISCAL YEAR ENDED JUNE 30, 2016

	ORIGINAL BUDGET	BUDGET TRANSFERS	FINAL BUDGET	ACTUAL	VARIANCE FAVORABLE/ (UNFAVORABLE)
Attendance and social work services:					
Salaries	\$ 178,577.00	\$ 704.78	\$ 179,281.78	\$ 175,016.05	\$ 4,265.73
Other purchased services (400-500) series	402.00	(402.00)			
Supplies and Materials	1,765.00	(640.15)	1,124.85	335.57	789.28
Other Objects	650.00	(444.16)	205.84	105.84	100.00
Total attendance and social work services	181,394.00	(781.53)	180,612.47	175,457.46	5,155.01
Health services:					
Salaries	1,150,839.00	(76,971.71)	1,073,867.29	1,040,851.23	33,016.06
Other Salaries		13,357.00	13,357.00	13,357.00	
Purchased professional and technical services	346,025.00	192,836.00	538,861.00	483,141.03	55,719.97
Other Purchased Services (400-500 series, not including 580)	1,565.00	(1,490.00)	75.00	75.00	75.00
Travel	1,300.00	(656.00)	644.00	599.00	45.00
Supplies and materials	25,526.00	7,728.97	33,254.97	33,143.40	111.57
Total health services	1,525,255.00	134,804.26	1,660,059.26	1,571,091.66	88,967.60
Other support services - student related services:					
Salaries	1,372,720.00	(108,462.80)	1,264,257.20	1,248,960.25	15,296.95
Supplies and materials	2,520.00	(192.15)	2,327.85	1,888.74	439.11
Total other support services - students related services	1,375,240.00	(108,654.95)	1,266,585.05	1,250,848.99	15,736.06
Other support services- Students- Extra Services					
Salaries	2,452,506.00	197,873.58	2,650,379.58	2,650,379.55	0.03
Purchased Professional - Educational Services	784,744.32	48,829.41	833,573.73	738,006.50	95,567.23
Total other support services- Students- Extra Services	3,237,250.32	246,702.99	3,483,953.31	3,388,386.05	95,567.26

JACKSON TOWNSHIP SCHOOL DISTRICT
GENERAL FUND
COMPARATIVE STATEMENTS OF REVENUES, EXPENDITURES AND CHANGES
IN FUND BALANCE - BUDGET AND ACTUAL
FOR THE FISCAL YEAR ENDED JUNE 30, 2016

	ORIGINAL BUDGET	BUDGET TRANSFERS	FINAL BUDGET	ACTUAL	VARIANCE FAVORABLE/ (UNFAVORABLE)
Other support services - students - regular:					
Salaries of other professional staff	\$ 2,315,634.00	\$ (68,749.87)	\$ 2,246,884.13	\$ 2,186,332.67	\$ 60,551.46
Salaries of secretarial and clerical assistants	341,629.00	1,733.50	343,362.50	338,284.20	5,078.30
Other Salaries	2,500.00	15,378.50	17,878.50	16,600.00	1,278.50
Purchased Professional - Educational Services	11,630.00	(1,343.10)	10,286.90	1,630.00	8,656.90
Rentals	3,211.00	1.28	3,212.28	3,211.68	0.60
Other Purchased Services (400-500 series)	26,670.69	(604.10)	26,066.59	21,938.12	4,128.47
Supplies and Materials	42,619.70	17,378.81	59,998.51	33,208.05	26,790.46
Other objects	6,240.00	(1,401.00)	4,839.00	4,839.00	
Total other support services - students - regular	2,750,134.39	(37,605.98)	2,712,528.41	2,606,043.72	106,484.69
Other support services - students - special services:					
Salaries of other professional staff	2,470,321.00	77,338.53	2,547,659.53	2,351,160.96	196,498.57
Salaries of secretarial and clerical assistants	403,379.00		403,379.00	397,610.51	5,768.49
Other Salaries	1,000.00		1,000.00	1,000.00	1,000.00
Purchased Professional - Educational Services	387,426.60	(102,400.73)	285,025.87	258,165.00	26,860.87
Misc. Pur Serv (400-500 series or/ than resid. Costs)	45,268.71	(10,584.00)	34,684.71	30,047.34	4,637.37
Supplies and Materials	36,201.79	33,073.11	69,274.90	68,651.02	623.88
Other objects	3,375.00	(564.19)	2,810.81	640.81	2,170.00
Total other support services - students - special services	3,346,972.10	(3,137.28)	3,343,834.82	3,106,275.64	237,559.18
Improvement of instruction services:					
Salaries of Supervisors of Instruction	1,028,153.00	3,495.35	1,031,648.35	1,030,459.76	1,188.59
Salaries of other professional staff					
Salaries of secretarial and clerical assistants	141,532.00	1,243.38	142,775.38	142,775.38	
Other Salaries	76,673.00	9,683.00	86,356.00	86,254.23	101.77
Purchased Prof- Educational Services	336,250.00	6,735.50	342,985.50	292,773.00	50,212.50
Other Purchased Services (400-500)	29,316.93	(5,410.57)	23,906.36	23,903.44	2.92
Supplies and Materials	50,245.66	19,057.51	69,303.17	67,846.66	1,456.51
Other objects		2,248.00	2,248.00	2,075.00	173.00
Total Improvement of instruction services:	1,662,170.59	37,052.17	1,699,222.76	1,646,087.47	53,135.29

JACKSON TOWNSHIP SCHOOL DISTRICT
GENERAL FUND
COMPARATIVE STATEMENTS OF REVENUES, EXPENDITURES AND CHANGES
IN FUND BALANCE - BUDGET AND ACTUAL
FOR THE FISCAL YEAR ENDED JUNE 30, 2016

	ORIGINAL BUDGET	BUDGET TRANSFERS	FINAL BUDGET	ACTUAL	VARIANCE FAVORABLE/ (UNFAVORABLE)
Educational media services/school library:					
Salaries	\$ 891,865.00	\$ 37,209.27	\$ 929,074.27	\$ 912,179.57	\$ 16,894.70
Purchased Professional and Technical Services	162,000.00	(3,806.00)	158,194.00	158,194.00	
Other Purchased Services (400-500)	20,820.00	(4,250.81)	16,569.19	13,705.00	2,864.19
Supplies and Materials	231,413.34	(42,693.45)	188,719.89	187,633.18	1,086.71
Total educational media services/school library	1,306,098.34	(13,540.99)	1,292,557.35	1,271,711.75	20,845.60
Instructional Staff Training Services:					
Other Salaries	18,929.00	(3,568.35)	15,360.65	5,176.10	10,184.55
Purchased Professional - Educational Services	8,500.00		8,500.00	2,600.00	5,900.00
Other Purchased Services (400-500)	55,150.00	(4,600.00)	50,550.00	13,685.00	36,865.00
Supplies and Materials	200.00		200.00		200.00
Other objects	3,100.00		3,100.00	558.56	2,541.44
Total instructional staff training services:	85,879.00	(8,168.35)	77,710.65	22,019.66	55,690.99
Support services general administration:					
Salaries	300,468.00		300,468.00	299,521.75	946.25
Legal services	285,000.00	6,053.00	291,053.00	262,000.52	29,052.48
Audit Fees	64,000.00		64,000.00	32,000.00	32,000.00
Architectural/Engineering Services	156,884.86	(50,000.00)	106,884.86	37,516.08	69,368.78
Other purchased professional services	33,400.00	(4,645.00)	28,755.00	21,865.00	6,890.00
Communications/telephone	250,673.00	(30,274.00)	220,399.00	202,151.69	18,247.31
BOE Other purchased services(580-585)	4,000.00		4,000.00	2,234.32	1,765.68
Other purchased services	282,632.00	4,669.00	287,301.00	280,573.31	6,727.69
General supplies	2,142.00		2,142.00	1,612.70	529.30
BOE in-house training/meeting supplies	250.00		250.00		250.00
Judgements		201,692.00	201,692.00	51,591.24	150,100.76
Miscellaneous expenditures	6,630.00		6,630.00	5,202.25	1,427.75
BOE membership dues and fees	31,000.00		31,000.00	29,836.70	1,163.30
Total support services general administration	1,417,079.86	127,495.00	1,544,574.86	1,226,105.56	318,469.30

JACKSON TOWNSHIP SCHOOL DISTRICT
GENERAL FUND
COMPARATIVE STATEMENTS OF REVENUES, EXPENDITURES AND CHANGES
IN FUND BALANCE - BUDGET AND ACTUAL
FOR THE FISCAL YEAR ENDED JUNE 30, 2016

	ORIGINAL BUDGET	BUDGET TRANSFERS	FINAL BUDGET	ACTUAL	VARIANCE FAVORABLE/ (UNFAVORABLE)
Support services school administration:					
Salaries of principals/asst. principals	\$ 3,328,814.00	\$ (10,382.19)	\$ 3,318,431.81	\$ 3,270,340.61	\$ 48,091.20
Salaries of school administration	301,764.00	1,823.70	303,587.70	303,587.70	
Salaries of secretarial and clerical assistants	1,639,250.00	6,185.75	1,645,435.75	1,579,223.28	66,212.47
Other Salaries	13,950.00	2,372.74	16,322.74	13,841.67	2,481.07
Purchased Professional and Technical Services	20,000.00		20,000.00	20,000.00	
Travel	2,044.92	338.80	2,383.72	380.92	2,002.80
Miscellaneous purchased services	12,598.00	(1,491.91)	11,106.09	10,100.93	1,005.16
Supplies and Materials	58,300.80	13,636.84	71,937.64	65,995.68	5,941.96
Other objects	60,090.54	3,975.05	64,065.59	58,444.38	5,621.21
Total support services school administration	5,436,812.26	16,458.78	5,453,271.04	5,321,915.17	131,355.87
Central Services:					
Salaries	1,140,988.00	67,287.17	1,208,275.17	1,205,328.84	2,946.33
Purchased professional services	2,650.00	(550.00)	2,100.00	307.50	1,792.50
Rentals	6,543.00		6,543.00	6,542.64	0.36
Purchased services	26,972.00	(3,921.00)	23,051.00	14,488.29	8,562.71
Misc. purchased services (400-500 series)	28,000.00	356.00	28,356.00	17,578.45	10,777.55
Supplies and materials	71,451.81	(8,023.60)	63,428.21	50,932.25	12,495.96
Interest on current loans	63,915.00	(4,000.00)	59,915.00	52,579.10	7,335.90
Miscellaneous expenditures	21,340.00	(940.40)	20,399.60	12,810.60	7,589.00
Total central services	1,361,859.81	50,208.17	1,412,067.98	1,360,567.67	51,500.31
Administrative Information. Technology					
Salaries	245,095.00	20,023.54	265,118.54	255,596.99	9,521.55
Purchased professional services	654,862.96	(69,836.43)	585,026.53	555,033.64	29,992.89
Other Purchased Services (400- 500 series)	85,669.00	8,161.71	93,830.71	92,908.76	921.95
Travel	409.45	(409.45)			
Supplies and Materials	176,218.85	(51,899.86)	124,318.99	105,646.15	18,672.84
Other Objects	5,580.00	(3,240.00)	2,340.00	2,340.00	
Total Administrative Information. Technology	1,167,835.26	(97,200.49)	1,070,634.77	1,011,525.54	59,109.23

JACKSON TOWNSHIP SCHOOL DISTRICT
GENERAL FUND
COMPARATIVE STATEMENTS OF REVENUES, EXPENDITURES AND CHANGES
IN FUND BALANCE - BUDGET AND ACTUAL
FOR THE FISCAL YEAR ENDED JUNE 30, 2016

	ORIGINAL BUDGET	BUDGET TRANSFERS	FINAL BUDGET	ACTUAL	VARIANCE FAVORABLE/ (UNFAVORABLE)
Required Maintenance for School Facilities:					
Salaries	\$ 772,499.00	\$ (15,098.84)	\$ 757,400.16	\$ 755,852.40	\$ 1,547.76
Cleaning, Repair and Maintenance Services	440,621.00	(29,347.71)	411,273.29	353,616.88	57,656.41
General supplies	182,472.00	27,354.62	209,826.62	188,423.46	21,403.16
Other objects	2,653.00	(1,485.00)	1,168.00		1,168.00
Total Required Maintenance for School Facilities	1,398,245.00	(18,576.93)	1,379,668.07	1,297,892.74	81,775.33
Other operation and maint. of plant :					
Salaries	3,511,940.00	(13,804.65)	3,498,135.35	3,391,750.26	106,385.09
Salaries of Non-Instructional Aides	345,464.00	(1,598.59)	343,865.41	327,530.47	16,334.94
Purchased professional and technical services	47,519.00	14,050.00	61,569.00	53,621.50	7,947.50
Cleaning, repair and maint. services	75,816.19	(14,786.84)	61,029.35	52,731.99	8,297.36
Other purchased property services	644,535.00	(100,000.00)	544,535.00	212,868.23	331,666.77
Insurance	830,986.00	(23,523.00)	807,463.00	806,982.00	481.00
Miscellaneous Purchased Services(580-590)	21,578.05	(4,544.00)	17,034.05	7,593.34	9,440.71
General supplies	262,452.59	26,579.02	289,031.61	288,744.59	287.02
Energy (Natural Gas)	481,517.01		481,517.01	250,885.75	230,631.26
Energy (Electricity)	2,663,918.00	(100,000.00)	2,563,918.00	1,765,903.03	798,014.97
Energy (Oil)	191,078.00	(30,000.00)	161,078.00	100,080.40	60,997.60
Other objects	6,695.00	25.00	6,720.00	5,305.34	1,414.66
Total other operation and maint. of plant	9,083,498.84	(247,603.06)	8,835,895.78	7,263,996.90	1,571,898.88
Care & Upkeep of Grounds					
Salaries	603,907.00	68,836.24	672,743.24	672,743.24	
Cleaning, Repair and Maintenance Services	75,000.00	38,349.19	113,349.19	83,946.49	29,402.70
General supplies	183,161.30	(62,229.19)	120,932.11	120,735.63	196.48
Other Objects		2,400.00	2,400.00	2,400.00	
Total Care and Upkeep of Grounds	862,068.30	47,356.24	909,424.54	879,825.36	29,599.18

JACKSON TOWNSHIP SCHOOL DISTRICT
GENERAL FUND
COMPARATIVE STATEMENTS OF REVENUES, EXPENDITURES AND CHANGES
IN FUND BALANCE - BUDGET AND ACTUAL
FOR THE FISCAL YEAR ENDED JUNE 30, 2016

	ORIGINAL BUDGET	BUDGET TRANSFERS	FINAL BUDGET	ACTUAL	VARIANCE FAVORABLE/ (UNFAVORABLE)
Security	\$				
Salaries	411,965.00	17,547.55	429,512.55	412,961.62	\$ 16,550.93
Purchased Professional & Technical Services (300-500)	170,000.00	6,057.00	176,057.00	172,880.00	3,177.00
Cleaning, Repair and Maintenance Services	70,700.00	(3,220.00)	67,480.00	3,562.74	63,917.26
General Supplies	3,900.00	1,215.00	5,115.00	4,556.57	558.43
Total Security	656,565.00	21,599.55	678,164.55	593,960.93	84,203.62
Total operation and maintenance of plant services	12,000,377.14	(197,224.20)	11,803,152.94	10,035,675.93	1,767,477.01
Student transportation services:					
Salaries of Non-Instructional Aides	654,924.00	10,971.70	665,895.70	665,654.69	241.01
Salaries for pupil transportation (between home and school)-regular	3,405,556.00	(62,429.81)	3,343,126.19	3,081,448.17	261,678.02
Salaries for pupil transportation (between home and school)-Special Ed	977,122.00	45,857.54	1,022,979.54	972,228.70	50,750.84
Salaries for pupil transportation (other than between home & school)	228,906.00	5,600.57	234,506.57	207,366.59	27,139.98
Salaries for pupil transportation (between home and school)-Non-public school	98,873.00		98,873.00	81,051.80	17,821.20
Management Fee - ESC & CTSA	58,626.00	(4,000.00)	54,626.00	35,576.00	19,050.00
Purchased professional and technical services	43,200.00		43,200.00	37,737.90	5,462.10
Cleaning, Repair and Maintenance Services	214,772.02	18,500.00	233,272.02	220,380.75	12,891.27
Lease Purchase Payments - School Buses	789,475.00	(5,000.00)	784,475.00	746,544.42	37,930.58
Contracted Services - between home and school vendor	28,286.00	293.00	28,579.00	27,528.19	1,050.81
Contracted services (other than btw home & school)-vendors	5,000.00	(3,000.00)	2,000.00	200.00	1,800.00
Contract. Serv. (btw home and Sch) Joint Agreements	31,535.00	66,000.00	97,535.00	96,179.19	1,355.81
Contract. Serv. (Sp Ed Stds) - Vendors	28,500.00	(18,000.00)	10,500.00	10,200.00	300.00
Contract. Serv. (Sp Ed Stds) - Joint Agree	10,000.00	(5,000.00)	5,000.00		5,000.00
Contracted services (regular students) - ESCs & CTSA	40,413.00		40,413.00	25,854.22	14,558.78
Contracted services (spec ed students) - ESCs & CTSA	946,171.00	(19,000.00)	927,171.00	871,951.80	55,219.20
Contract. Serv - Aid in Lieu Pymts-Non-Public Schools	144,092.00	(28,000.00)	116,092.00	101,934.66	14,157.34
Miscellaneous purchased services - Transportation(580-590)	123,389.00	(913.00)	122,476.00	118,301.88	4,174.12
General Supplies	8,550.00	52.88	8,602.88	7,304.39	1,298.49
Transportation Supplies	1,903,280.88	(176,327.88)	1,726,953.00	1,390,931.33	336,021.67
Miscellaneous Expenditures	2,250.00		2,250.00	995.36	1,254.64
Total student transportation services	9,742,920.90	(174,395.00)	9,568,525.90	8,699,370.04	869,155.86

JACKSON TOWNSHIP SCHOOL DISTRICT
GENERAL FUND
COMPARATIVE STATEMENTS OF REVENUES, EXPENDITURES AND CHANGES
IN FUND BALANCE - BUDGET AND ACTUAL
FOR THE FISCAL YEAR ENDED JUNE 30, 2016

	ORIGINAL BUDGET	BUDGET TRANSFERS	FINAL BUDGET	ACTUAL	VARIANCE FAVORABLE/ (UNFAVORABLE)
Unallocated Benefits - Employee Benefits:					
Social Security Contributions	\$ 2,122,311.00	\$ (50,000.00)	\$ 2,072,311.00	\$ 1,951,864.41	\$ 120,446.59
Other retirement contributions - regular	2,407,472.00	(65,000.00)	2,342,472.00	2,169,572.60	172,899.40
Workers Compensation	977,610.00	17,018.00	994,628.00	994,628.00	
Health Benefits	20,843,322.00	(237,008.99)	20,606,313.01	18,999,670.16	1,606,642.85
Tuition Reimbursements	70,297.00		70,297.00	59,227.00	11,070.00
Other Employee Benefits	599,305.74	71,686.99	670,992.73	656,695.26	14,297.47
Total Unallocated Benefits - Employee Benefits:	27,020,317.74	(263,304.00)	26,757,013.74	24,831,657.43	1,925,356.31
Total personal services	27,020,317.74	(263,304.00)	26,757,013.74	24,831,657.43	1,925,356.31
On-behalf TPAF Non-Contributory Insurance (non-budgeted)				200,379.00	(200,379.00)
On-behalf TPAF Pension (non-budgeted)				4,022,571.00	(4,022,571.00)
On-behalf TPAF Post Retirement Contributions (non-budgeted)				5,028,367.00	(5,028,367.00)
Reimbursed TPAF Social Security Contributions (non-budgeted)				4,028,354.88	(4,028,354.88)
Total Undistributed Expenditures	76,795,345.03	83,061.33	76,878,406.36	84,349,674.59	(7,471,268.23)
TOTAL EXPENDITURES - CURRENT EXPENSE FUND 11	132,472,888.84	(148,227.80)	132,324,661.04	138,212,710.70	(5,888,049.66)
CAPITAL OUTLAY:					
Equipment:					
Grades 1-5		8,699.00	8,699.00		8,699.00
Non-instructional equipment Grades 1-5		3,368.75	3,368.75	3,368.75	
Grades 5-8		2,850.00	2,850.00	2,850.00	
Grades 9-12	19,695.00	(9,000.00)	10,695.00	10,695.00	
Resource Room/Resource Center	2,500.00	4,827.00	7,327.00	7,324.50	2.50
School Administration	7,755.00	215.00	7,970.00	7,969.60	0.40
Other Support Services					
Central services - Board Office		5,775.00	5,775.00	5,775.00	
Admin info tech	359,795.41	179,436.23	539,231.64	539,224.74	6.90
Maintenance of Grounds		37,978.00	37,978.00	37,965.98	12.02
Custodial Services	79,976.50	(43,978.00)	35,998.50	35,085.24	913.26
Student Transp - Non-Inst Equip	38,470.00		38,470.00	26,585.16	11,884.84
Total Equipment	508,191.91	190,170.98	698,362.89	676,843.97	21,518.92

JACKSON TOWNSHIP SCHOOL DISTRICT
GENERAL FUND
COMPARATIVE STATEMENTS OF REVENUES, EXPENDITURES AND CHANGES
IN FUND BALANCE - BUDGET AND ACTUAL
FOR THE FISCAL YEAR ENDED JUNE 30, 2016

	ORIGINAL BUDGET	BUDGET TRANSFERS	FINAL BUDGET	ACTUAL	VARIANCE FAVORABLE/ (UNFAVORABLE)
Facilities acquisition and construction services:					
Construction services	\$ 997,842.45	\$	997,842.45	964,814.05	\$ 33,028.40
Assessment for Debt Service on SDA Funding	296,467.00		296,467.00	296,467.00	
Total facilities acquis. and const. services	<u>1,294,309.45</u>		<u>1,294,309.45</u>	<u>1,261,281.05</u>	<u>33,028.40</u>
Assets acquired under capital leases (non-budgeted)					
Undistributed expenditures:					
Transportation				876,991.00	(876,991.00)
Total assets acquired under capital leases (non-budgeted)				<u>876,991.00</u>	<u>(876,991.00)</u>
TOTAL CAPITAL OUTLAY	<u>1,802,501.36</u>	<u>190,170.98</u>	<u>1,992,672.34</u>	<u>2,815,116.02</u>	<u>(822,443.68)</u>
SPECIAL SCHOOLS					
Summer Schools - Instruction					
Salaries of Teachers	417,943.00	(12,428.00)	405,515.00	375,731.50	29,783.50
General Supplies		12,428.00	12,428.00	5,733.00	6,695.00
Total Summer Schools Instruction	<u>417,943.00</u>		<u>417,943.00</u>	<u>381,464.50</u>	<u>36,478.50</u>
TOTAL OTHER SPECIAL SCHOOLS	<u>417,943.00</u>		<u>417,943.00</u>	<u>381,464.50</u>	<u>36,478.50</u>
TOTAL SPECIAL SCHOOLS	<u>417,943.00</u>		<u>417,943.00</u>	<u>381,464.50</u>	<u>36,478.50</u>
TOTAL EXPENDITURES	<u>134,693,333.20</u>	<u>41,943.18</u>	<u>134,735,276.38</u>	<u>141,409,291.22</u>	<u>(6,674,014.84)</u>
Excess (deficiency) of revenues over (under) expenditures	<u>(5,696,870.20)</u>	<u>(41,943.18)</u>	<u>(5,738,813.38)</u>	<u>1,605,921.97</u>	<u>7,344,735.35</u>

JACKSON TOWNSHIP SCHOOL DISTRICT
GENERAL FUND
COMPARATIVE STATEMENTS OF REVENUES, EXPENDITURES AND CHANGES
IN FUND BALANCE - BUDGET AND ACTUAL
FOR THE FISCAL YEAR ENDED JUNE 30, 2016

	ORIGINAL BUDGET	BUDGET TRANSFERS	FINAL BUDGET	ACTUAL	VARIANCE FAVORABLE/ (UNFAVORABLE)
Other financing sources					
Transfer of funds	\$	\$	\$	\$	
Capital leases (non-budgeted)				876,991.00	876,991.00
Total other financing sources				<u>876,991.00</u>	<u>876,991.00</u>
Excess of Revenues and other Financing Sources Over Expenditures and Other Expenditures and other Financing Sources	(5,696,870.20)	(41,943.18)	(5,738,813.38)	2,482,912.97	8,221,726.35
Fund balances, July 1	<u>14,868,822.33</u>		<u>14,868,822.33</u>	<u>14,868,822.33</u>	
Fund balances, June 30	<u>\$ 9,171,952.13</u>	<u>\$ (41,943.18)</u>	<u>\$ 9,130,008.95</u>	<u>\$ 17,351,735.30</u>	<u>\$ 8,221,726.35</u>
Recapitulation:					
Restricted:					
Excess Surplus - Designated for Subsequent Year's Expenditures				\$ 4,505,842.51	
Excess Surplus - Current Year				4,977,649.84	
Capital Reserve				3,655,628.22	
Committed:					
Designated for Subsequent Year's Expenditures				666,636.49	
Assigned:					
Encumbrances				555,768.44	
Unassigned				<u>2,990,209.80</u>	
				<u>17,351,735.30</u>	
Reconciliation to Governmental Funds Statements (GAAP):					
Last State Aid Payment not recognized on GAAP basis				<u>(4,887,415.00)</u>	
Fund Balance per Governmental Funds (GAAP)				<u>\$ 12,464,320.30</u>	<u>\$</u>

JACKSON TOWNSHIP SCHOOL DISTRICT
BUDGETARY COMPARISON SCHEDULE
SPECIAL REVENUE FUND
FOR THE FISCAL YEAR ENDED JUNE 30, 2016

	ORIGINAL BUDGET	BUDGET TRANSFERS/ AMENDMENTS	FINAL BUDGET	ACTUAL	VARIANCE FINAL TO ACTUAL
REVENUES:					
State sources	\$ 205,507.00	\$ 39,734.00	\$ 245,241.00	\$ 244,544.34	\$ (696.66)
Federal sources	2,855,285.00	201,794.78	3,057,079.78	2,979,271.99	(77,807.79)
Other sources	<u> </u>	<u>146,006.70</u>	<u>146,006.70</u>	<u>88,540.68</u>	<u>(57,466.02)</u>
Total revenues	<u>3,060,792.00</u>	<u>387,535.48</u>	<u>3,448,327.48</u>	<u>3,312,357.01</u>	<u>(135,970.47)</u>
EXPENDITURES:					
Instruction:					
Salaries of teachers	269,725.00	1,943.00	271,668.00	271,668.00	
Other salaries	65,443.00	29,480.50	94,923.50	94,923.50	
Purchased professional - technical services		6,554.00	6,554.00	6,554.00	
Purchased services	4,035.00	(4,035.00)			
Other purchased professional services	171,411.00	(22,149.00)	149,262.00	129,915.16	19,346.84
Contracted Services		8,094.00	8,094.00	8,094.00	
Tuition	1,986,207.00	41,747.00	2,027,954.00	2,027,954.00	
Supplies and materials	211,521.00	136,921.05	348,442.05	304,657.60	43,784.45
Textbooks	23,117.00	68.00	23,185.00	22,163.01	1,021.99
Other Objects	<u>2,300.00</u>	<u>4,088.14</u>	<u>6,388.14</u>	<u>2,179.00</u>	<u>4,209.14</u>
Total instruction	<u>2,733,759.00</u>	<u>202,711.69</u>	<u>2,936,470.69</u>	<u>2,868,108.27</u>	<u>68,362.42</u>
Support services:					
Salaries of Supervisors of Instruction	50,467.00	(1,967.00)	48,500.00	48,500.00	
Other Salaries	8,022.00	95,037.08	103,059.08	78,559.08	24,500.00
Personal services - employee benefits	94,293.00	3,333.00	97,626.00	95,751.75	1,874.25
Purchased professional - educational services	113,314.00	21,857.18	135,171.18	111,343.40	23,827.78
Travel	481.00	(481.00)			
Other purchased services	22,003.00	2,020.19	24,023.19	22,542.19	1,481.00
Supplies and materials	4,502.00	9,448.69	13,950.69	7,498.11	6,452.58
Miscellaneous expenditures	<u>4,827.00</u>	<u>9,645.41</u>	<u>14,472.41</u>	<u>14,472.41</u>	<u> </u>
Total support services	<u>297,909.00</u>	<u>138,893.55</u>	<u>436,802.55</u>	<u>378,666.94</u>	<u>58,135.61</u>
Facilities acquisition and construction services:					
Instructional equipment	29,124.00	15,930.24	45,054.24	44,362.57	691.67
Non-Instructional equipment	<u> </u>	<u>30,000.00</u>	<u>30,000.00</u>	<u>21,219.23</u>	<u>8,780.77</u>
Total facilities acquisition and construction serv.	<u>29,124.00</u>	<u>45,930.24</u>	<u>75,054.24</u>	<u>65,581.80</u>	<u>9,472.44</u>
Total expenditures	<u>3,060,792.00</u>	<u>387,535.48</u>	<u>3,448,327.48</u>	<u>3,312,357.01</u>	<u>135,970.47</u>
Excess (deficiency) of revenues over (under) expenditures	<u> </u>	<u> </u>	<u> </u>	<u> </u>	<u> </u>

JACKSON TOWNSHIP SCHOOL DISTRICT
BUDGETARY COMPARISON SCHEDULE
BUDGET TO GAAP RECONCILIATION
NOTE TO RSI
FOR THE FISCAL YEAR ENDED JUNE 30, 2016

Note A - Explanation of difference between budgetary inflows and outflows and GAAP Revenues and Expenditures

	<u>GENERAL FUND</u>	<u>SPECIAL REVENUE FUND</u>
Sources/inflows of resources		
Actual amounts (budgetary basis) "revenue" from the budgetary comparison schedule	\$143,015,213.19	\$3,312,357.01
Difference - budget to GAAP:		
State aid payment recognized for budgetary purposes, not recognized for GAAP statements until the subsequent year	(4,887,415.00)	
State aid payment recognized for GAAP statements in the current year, previously recognized for budgetary purposes.	4,908,930.00	
Total revenues as reported on the statement of revenues, expenditures and changes in fund balances - governmental funds.	\$143,036,728.19	\$3,312,357.01
Uses/outflows of resources		
Actual amounts (budgetary basis) "total expenditures" from the budgetary comparison schedule.	\$141,409,291.22	\$3,312,357.01
Total expenditures as reported on the statement of revenues, expenditures, and changes in fund balances - governmental funds	\$141,409,291.22	\$3,312,357.01

REQUIRED SUPPLEMENTARY INFORMATION - PART III

SCHEDULES RELATED TO ACCOUNTING AND REPORTING FOR PENSION (GASB 68)

TOWNSHIP OF JACKSON SCHOOL DISTRICT
SCHEDULE OF THE DISTRICT'S PROPORTIONATE SHARE OF THE NET PENSION LIABILITY
PUBLIC EMPLOYEES RETIREMENT SYSTEM
LAST TEN YEARS

Fiscal Year Ending <u>June 30,</u>	District's Proportion Share of the Net Pension <u>Liability (Asset)</u>	District's Proportionate Share of the Net Pension <u>Liability (Asset)</u>	District's Covered-Employee <u>Payroll</u>	District's Proportion Share of the Net Pension Liability (Asset) as a percentage of it's Covered- <u>Employee Payroll</u>	Plan Fiduciary Net Position as a percentage of the total <u>Pension Liability</u>
2013	0.2521939629%	\$ 48,199,277	\$ 17,285,055	278.85%	48.72%
2014	0.2554735380%	47,831,634	17,029,074	280.88%	52.08%
2015	0.2479451138%	55,658,710	16,822,768	330.85%	47.92%

Note: Schedule is intended to show ten year trend. Additional years will be reported as they become available.

Township of Jackson School District
Schedule of the District's Contributions
Public Employees Retirement System
Last Ten Years

Fiscal Year Ending June 30,	Contractually Required Contribution	Contributions in Relation to the Contractually Required Contributions	Contribution Deficiency (Excess)	District's Covered- Employee Payroll	Contributions as a Percentage of Covered- Employee Payroll
2014	\$ 1,900,230	\$ 1,900,230	\$ -0-	\$ 17,029,074	11.16%
2015	2,106,087	2,106,087	-0-	16,822,768	12.52%
2016	2,131,663	2,131,663	-0-	17,530,734	12.16%

Note: Schedule is intended to show ten year trend. Additional years will be reported as they become available.

TOWNSHIP OF TOWNSHIP OF JACKSON SCHOOL DISTRICT
SCHEDULE OF THE DISTRICT'S PROPORTIONATE SHARE OF THE NET PENSION LIABILITY
TEACHERS PENSION AND ANNUITY FUND
LAST TEN YEARS

Fiscal Year Ending June 30,	District's Proportion Share of the Net Pension Liability (Asset)	District's Proportionate Share of the Net Pension Liability (Asset)	District's Covered-Employee Payroll	District's Proportion Share of the Net Pension Liability (Asset) as a percentage of it's Covered- Employee Payroll	Plan Fiduciary Net Position as a percentage of the total Pension Liability
2013	0.5400397299%	\$ -0-	\$ 52,681,833	-0-	33.76%
2014	0.5295315570%	-0-	52,778,237	-0-	33.64%
2015	0.5400397299%	-0-	52,790,402	-0-	28.71%

Note: Schedule is intended to show ten year trend. Additional years will be reported as they become available.

JACKSON TOWNSHIP SCHOOL DISTRICT
SCHEDULES RELATED TO ACCOUNTING AND REPORTING FOR PENSION (GASB 68)
NOTE TO RSI III
FOR THE FISCAL YEAR ENDED JUNE 30, 2016

Public Employees Retirement System

Change in benefit terms: None

Change in assumptions: The discount rate changed from 5.39% to 4.90% as of June 30, 2015.

Teacher Pension and Annuity Fund

Change in benefit terms: None

Change in assumptions: The discount rate changed from 4.68% to 4.13% as of June 30, 2015.

OTHER SUPPLEMENTARY INFORMATION

**SPECIAL REVENUE FUND
DETAIL STATEMENTS**

JACKSON TOWNSHIP SCHOOL DISTRICT
SPECIAL REVENUE FUND
COMBINING SCHEDULE OF REVENUES AND EXPENDITURES - BUDGETARY BASIS
FOR THE FISCAL YEAR ENDED JUNE 30, 2016

	TITLE I	TITLE II A	TITLE III ELE	TITLE III IMMIGRANT	IDEA PART B	IDEA PRESCHOOL	CARL D PERKINS	NON-PUBLIC SECURITY
REVENUES:								
State sources	\$ 622,765.00	\$ 161,335.00	\$ 20,006.00	\$ 6,148.99	\$ 2,065,846.00	\$ 66,196.00	\$ 36,975.00	\$ 8,791.61
Federal sources								
Other sources								
Total revenues	\$ 622,765.00	\$ 161,335.00	\$ 20,006.00	\$ 6,148.99	\$ 2,065,846.00	\$ 66,196.00	\$ 36,975.00	\$ 8,791.61
EXPENDITURES:								
Instruction:								
Salaries of teachers	\$ 82,200.00	\$ 126,931.00	\$	\$	\$	\$ 52,537.00	\$	\$
Other salaries	84,923.50						5,929.00	
Purchased professional - technical services	625.00							
Other purchased professional services								
Contracted Services					2,027,954.00			8,791.61
Tuition	243,043.48		17,359.25	6,148.99			14,092.76	
Supplies and materials								
Textbooks	2,179.00							
Other Objects								
Total instruction	422,970.98	126,931.00	17,359.25	6,148.99	2,027,954.00	52,537.00	20,021.76	8,791.61
Support services:								
Salaries of Supervisors of Instruction	48,500.00							
Other Salaries	3,453.08		1,764.00				2,842.00	
Personal services - employee benefits	41,509.00	33,003.00	134.00			13,659.00	217.00	
Purchased professional - educational services	69,420.00	1,401.00			37,892.00			
Travel								
Other purchased services	21,702.19		748.75				840.00	
Supplies and materials	1,486.09							
Miscellaneous expenditures	13,723.66							
Total support services	199,794.02	34,404.00	2,646.75		37,892.00	13,659.00	3,899.00	
Facilities acquisition and construction serv:								
Instructional equipment							13,054.24	
Non - instructional equipment								
Total facilities acquisition and construction serv.							13,054.24	
Total expenditures	\$ 622,765.00	\$ 161,335.00	\$ 20,006.00	\$ 6,148.99	\$ 2,065,846.00	\$ 66,196.00	\$ 36,975.00	\$ 8,791.61

JACKSON TOWNSHIP SCHOOL DISTRICT
SPECIAL REVENUE FUND
COMBINING SCHEDULE OF REVENUES AND EXPENDITURES - BUDGETARY BASIS
FOR THE FISCAL YEAR ENDED JUNE 30, 2016

	NON-PUBLIC TEXTBOOKS	NON - PUBLIC COMP. EDUCATION	NON - PUBLIC TRANSPORTATION	EXAMINATION & CLASSIFICATION	NON-PUBLIC SPEECH	NON-PUBLIC HOME SUPPLEMENTAL	NON-PUBLIC NURSING	NON-PUBLIC TECHNOLOGY INITIATIVE
REVENUES:								
State sources	\$ 20,163.01	\$ 36,379.00	\$ 8,094.00	\$ 20,957.00	\$ 16,721.00	\$ 9,653.00	\$ 28,323.91	\$ 9,089.64
Federal sources								
Other sources								
Total revenues	\$ 20,163.01	\$ 36,379.00	\$ 8,094.00	\$ 20,957.00	\$ 16,721.00	\$ 9,653.00	\$ 28,323.91	\$ 9,089.64
EXPENDITURES:								
Instruction:								
Salaries of teachers	\$	\$	\$	\$	\$	\$	\$	\$
Other salaries								
Purchased professional - technical services								
Other purchased professional services		36,379.00	8,094.00	20,957.00	16,721.00	9,653.00	28,323.91	9,089.64
Contracted Services								
Tuition								
Supplies and materials								
Textbooks	20,163.01							
Other Objects								
Total instruction	20,163.01	36,379.00	8,094.00	20,957.00	16,721.00	9,653.00	28,323.91	9,089.64
Support services:								
Salaries of Supervisors of Instruction								
Other Salaries								
Personal services - employee benefits								
Purchased professional - educational services								
Travel								
Other purchased services								
Supplies and materials								
Miscellaneous expenditures								
Total support services								
Facilities acquisition and construction serv:								
Instructional equipment								
Non - instructional equipment								
Total facilities acquisition and construction serv.								
Total expenditures	\$ 20,163.01	\$ 36,379.00	\$ 8,094.00	\$ 20,957.00	\$ 16,721.00	\$ 9,653.00	\$ 28,323.91	\$ 9,089.64

JACKSON TOWNSHIP SCHOOL DISTRICT
SPECIAL REVENUE FUND
COMBINING SCHEDULE OF REVENUES AND EXPENDITURES - BUDGETARY BASIS
FOR THE FISCAL YEAR ENDED JUNE 30, 2016

	NJ ACHIEVEMENT COACHES GRANT - FY2016	NJ ACHIEVEMENT COACHES GRANT - FY2015	SWITLIK PROMETH GIFT	HOLMAN PTN GIFT	ROSENHAUER CHROME GIFT	OTHER LOCAL GRANTS	TOTAL
REVENUES:							
State sources	\$ 23,372.17	\$ 63,000.00	\$	\$ 21,219.23	\$ 10,784.12	\$ 25,229.00	\$ 244,544.34
Federal sources							\$ 2,979,271.99
Other sources			31,308.33				88,540.68
Total revenues	\$ 23,372.17	\$ 63,000.00	\$ 31,308.33	\$ 21,219.23	\$ 10,784.12	\$ 25,229.00	\$ 3,312,357.01
EXPENDITURES:							
Instruction:							
Salaries of teachers	\$	\$	\$	\$	\$	10,000.00	271,668.00
Other salaries							94,923.50
Purchased professional - technical services							6,554.00
Other purchased professional services							129,915.16
Contract Services							8,094.00
Tuition							2,027,954.00
General supplies					10,784.12	13,229.00	304,657.60
Textbooks						2,000.00	22,163.01
Other Objects							2,179.00
Total instruction					10,784.12	25,229.00	2,868,108.27
Support services:							
Salaries of Supervisors of Instruction							48,500.00
Other Salaries	21,500.00	49,000.00					78,559.08
Personal services - employee benefits	1,644.75	5,585.00					95,751.75
Purchased professional - educational services		2,630.40					111,343.40
Travel							
Other purchased services							22,542.19
Supplies and materials	227.42	5,784.60					7,498.11
Miscellaneous expenditures							14,472.41
Total support services	23,372.17	63,000.00					378,666.94
Facilities acquisition and construction serv:							
Instructional equipment			31,308.33	21,219.23			44,362.57
Non - instructional equipment							21,219.23
Total facilities acquisition and construction serv.			31,308.33	21,219.23			65,581.80
Total expenditures	\$ 23,372.17	\$ 63,000.00	\$ 31,308.33	\$ 21,219.23	\$ 10,784.12	\$ 25,229.00	\$ 3,312,357.01

**CAPITAL PROJECTS FUND
DETAIL STATEMENTS**

JACKSON TOWNSHIP SCHOOL DISTRICT
CAPITAL PROJECTS FUND
SUMMARY SCHEDULE OF REVENUES, EXPENDITURES AND CHANGES IN
FUND BALANCE - BUDGETARY BASIS
FOR THE YEAR ENDED JUNE 30, 2016

Revenues and Other Financing Sources:		
Miscellaneous		\$4,908.62
Total revenues		<u>4,908.62</u>
Expenditures and Other Financing Uses:		
Construction services		489,555.96
Total expenditures		<u>489,555.96</u>
Excess (deficiency) of revenues over (under) expenditures		<u>(484,647.34)</u>
Other financing sources (uses):		
Transfers out		(4,908.62)
Total other financing sources (uses)		<u>(4,908.62)</u>
Net change in fund balance		(489,555.96)
Fund balance - beginning		<u>1,365,585.41</u>
Fund balance - ending		<u><u>\$876,029.45</u></u>
Fund Balance - budgetary basis		\$876,029.45
Current Year Encumbrances		\$684,590.43
Less: ROD Grants not recognized under GAAP		<u>(\$299,941.12)</u>
Fund Balance - GAAP basis (B-1)		<u><u>\$1,260,678.76</u></u>
Expenditures - budgetary basis		\$489,555.96
Add: prior year encumbrances		<u>8,583,572.32</u>
		9,073,128.28
Less:		
Current year encumbrances	<u>\$684,590.43</u>	<u>684,590.43</u>
Expenditures - GAAP basis (B-2)		<u><u>\$8,388,537.85</u></u>

JACKSON TOWNSHIP SCHOOL DISTRICT
CAPITAL PROJECTS FUND
SUMMARY SCHEDULE OF PROJECT REVENUES, EXPENDITURES, PROJECT BALANCE AND PROJECT STATUS - BUDGETARY BASIS
CONSTRUCTION OF A NEW ELEMENTARY SCHOOL
FOR THE YEAR ENDED JUNE 30, 2016

	<u>Prior Periods</u>	<u>Current Year</u>	<u>Totals</u>	<u>Revised Authorized Cost</u>
Revenues and Other Financing Sources:				
State Sources - SCC Grant	\$9,091,292.00		\$9,091,292.00	\$9,091,292.00
Bond proceeds and transfers	10,870,255.12		10,870,255.12	10,870,255.12
Total revenues	<u>19,961,547.12</u>		<u>19,961,547.12</u>	<u>19,961,547.12</u>
Expenditures and Other Financing Uses:				
Purchased professional and technical services	1,575,696.30		1,575,696.30	1,575,696.63
Construction services	17,056,890.40		17,056,890.40	17,056,890.87
Equipment purchases	1,328,959.62		1,328,959.62	1,328,959.62
Total expenditures	<u>19,961,546.32</u>		<u>19,961,546.32</u>	<u>19,961,547.12</u>
Excess (deficiency) of revenues over (under) expenditures	<u>\$0.80</u>		<u>\$0.80</u>	

Additional project information:

Project Number	202144
Grant Date	06/07/02
Bond Authorization Date	04/15/02
Bonds Authorized	\$15,758,708.00
Bonds Issued	\$15,758,708.00
Original Authorized Cost	\$24,850,000.00
Additional Authorized Cost	(4,888,452.88)
Revised Authorized Cost	\$19,961,547.12

Percentage Increase over Original Authorized Cost	-19.67%
Percentage completion	100.00%
Original target completion date	FY2005
Revised target completion date	FY2007

JACKSON TOWNSHIP SCHOOL DISTRICT
CAPITAL PROJECTS FUND
SUMMARY SCHEDULE OF PROJECT REVENUES, EXPENDITURES, PROJECT BALANCE AND PROJECT STATUS - BUDGETARY BASIS
ACQUISITION OF LAND AND EQUIPMENT TO BUILD A NEW HIGH SCHOOL
FOR THE YEAR ENDED JUNE 30, 2016

	<u>Prior Periods</u>	<u>Current Year</u>	<u>Totals</u>	<u>Revised Authorized Cost</u>
Revenues and Other Financing Sources:				
State Sources - SCC Grant	\$21,762,967.00		\$21,762,967.00	\$21,762,967.00
Bond proceeds and transfers	54,545,190.44		54,545,190.44	54,545,190.44
Total revenues	<u>76,308,157.44</u>		<u>76,308,157.44</u>	<u>76,308,157.44</u>
Expenditures and Other Financing Uses:				
Purchased professional and technical services	5,109,555.28		5,109,555.28	5,275,848.99
Land and improvements	11,967,668.51		11,967,668.51	11,967,668.51
Construction services	57,061,752.28		57,061,752.28	57,215,341.57
Equipment purchases	1,849,298.37		1,849,298.37	1,849,298.37
Total expenditures	<u>75,988,274.44</u>		<u>75,988,274.44</u>	<u>76,308,157.44</u>
Excess (deficiency) of revenues over (under) expenditures	<u>\$319,883.00</u>		<u>\$319,883.00</u>	

Additional project information:

Project Number	202274
Grant Date	04/02/03
Bond Authorization Date	04/15/02
Bonds Authorized	\$48,758,033.00
Bonds Issued	\$48,758,033.00
Original Authorized Cost	\$70,521,000.00
Additional Authorized Cost	\$5,787,157.44
Revised Authorized Cost	\$76,308,157.44

Percentage Increase over Original Authorized Cost	8.21%
Percentage completion	85.00%
Original target completion date	FY2006
Revised target completion date	FY2013

JACKSON TOWNSHIP SCHOOL DISTRICT
 CAPITAL PROJECTS FUND
 SUMMARY SCHEDULE OF PROJECT REVENUES, EXPENDITURES, PROJECT BALANCE AND PROJECT STATUS - BUDGETARY BASIS
 ACQUISITION OF LAND FOR FUTURE CONSTRUCTION OF A NEW MIDDLE SCHOOL
 FOR THE YEAR ENDED JUNE 30, 2016

	Prior Periods	Current Year	Totals	Revised Authorized Cost
Revenues and Other Financing Sources:				
Bond proceeds and transfers	\$418,428.69		\$418,428.69	\$418,428.69
Total revenues	418,428.69		418,428.69	418,428.69
Expenditures and Other Financing Uses:				
Purchased professional and technical services	39,924.19		39,924.19	44,999.69
Land and improvements				260,000.00
Construction services				113,429.00
Total expenditures	39,924.19		39,924.19	418,428.69
Excess (deficiency) of revenues over (under) expenditures	\$378,504.50		\$378,504.50	

Additional project information:

Project Number	N/A
Grant Date	N/A
Bond Authorization Date	04/15/02
Bonds Authorized	N/A
Bonds Issued	\$500,000.00
Original Authorized Cost	\$500,000.00
Additional Authorized Cost	(81,571.31)
Revised Authorized Cost	\$418,428.69
Percentage Increase over Original Authorized Cost	-16.31%
Percentage completion	5.00%
Original target completion date	FY2005
Revised target completion date	FY2013

JACKSON TOWNSHIP SCHOOL DISTRICT
 CAPITAL PROJECTS FUND
 SUMMARY SCHEDULE OF PROJECT REVENUES, EXPENDITURES, PROJECT BALANCE AND PROJECT STATUS - BUDGETARY BASIS
 RENOVATIONS AND IMPROVEMENTS TO JACKSON MEMORIAL HIGH SCHOOL
 FOR THE YEAR ENDED JUNE 30, 2016

	Prior Periods	Current Year	Totals	Revised Authorized Cost
Revenues and Other Financing Sources:				
Bond proceeds and transfers	\$5,776,847.00		\$5,776,847.00	\$5,776,847.00
Total revenues	5,776,847.00		5,776,847.00	5,776,847.00
Expenditures and Other Financing Uses:				
Purchased professional and technical services	666,304.19		666,304.19	710,251.00
Construction services	4,820,431.72		4,820,431.72	4,863,825.00
Equipment purchases	194,832.74		194,832.74	202,771.00
Total expenditures	5,681,568.65		5,681,568.65	5,776,847.00
Excess (deficiency) of revenues over (under) expenditures	\$95,278.35	\$0.00	\$95,278.35	\$0.00

Additional project information:

Project Number	29-2360-020-05-1000
Grant Date	09/27/05
Bond Authorization Date	\$5,279,070.00
Bonds Authorized	-0-
Bonds Issued	\$5,279,070.00
Original Authorized Cost	\$497,777.00
Additional Authorized Cost	\$5,776,847.00
Revised Authorized Cost	

Percentage Increase over Original Authorized Cost	N/A
Percentage completion	80.00%
Original target completion date	FY2007
Revised target completion date	FY2013

JACKSON TOWNSHIP SCHOOL DISTRICT
 CAPITAL PROJECTS FUND
 SUMMARY SCHEDULE OF PROJECT REVENUES, EXPENDITURES, PROJECT BALANCE AND PROJECT STATUS - BUDGETARY BASIS
 RENOVATIONS AND IMPROVEMENTS TO MCAULIFFE MIDDLE SCHOOL
 FOR THE YEAR ENDED JUNE 30, 2016

	Prior Periods	Current Year	Totals	Revised Authorized Cost
Revenues and Other Financing Sources:				
Bond proceeds and transfers	\$4,742,319.00		\$4,742,319.00	\$4,742,319.00
Total revenues	4,742,319.00		4,742,319.00	4,742,319.00
Expenditures and Other Financing Uses:				
Purchased professional and technical services	323,661.34		323,661.34	323,661.87
Construction services	4,418,657.13		4,418,657.13	4,418,657.13
Total expenditures	4,742,318.47		4,742,318.47	4,742,319.00
Excess (deficiency) of revenues over (under) expenditures	\$0.53	\$0.00	\$0.53	\$0.00

Additional project information:

Project Number	29-2360-048-05-1000
Grant Date	N/A
Bond Authorization Date	09/27/05
Bonds Authorized	\$6,441,930.00
Bonds Issued	-0-
Original Authorized Cost	\$6,441,930.00
Additional Authorized Cost	(1,097,777.00)
Revised Authorized Cost	\$5,344,153.00
Percentage Increase over Original Authorized Cost	N/A
Percentage completion	85.00%
Original target completion date	FY2007
Revised target completion date	FY2013

JACKSON TOWNSHIP SCHOOL DISTRICT
CAPITAL PROJECTS FUND
SUMMARY SCHEDULE OF PROJECT REVENUES, EXPENDITURES, PROJECT BALANCE AND PROJECT STATUS - BUDGETARY BASIS
HVAC AND PLUMBING UPGRADES - JACKSON MEMORIAL HIGH SCHOOL
FOR THE YEAR ENDED JUNE 30, 2016

	<u>Prior Periods</u>	<u>Current Year</u>	<u>Totals</u>	<u>Revised Authorized Cost</u>
Revenues and Other Financing Sources:				
State sources - ROD grant	\$4,875,233.00		\$4,875,233.00	\$4,875,233.00
Transfer from capital reserve	7,657,671.00		7,657,671.00	7,657,671.00
Total revenues	<u>12,532,904.00</u>		<u>12,532,904.00</u>	<u>12,532,904.00</u>
Expenditures and Other Financing Uses:				
Purchased professional and technical services	648,004.00		648,004.00	648,004.00
Construction services	11,390,000.00	\$469,900.00	11,859,900.00	11,884,900.00
Total expenditures	<u>12,038,004.00</u>	<u>469,900.00</u>	<u>12,507,904.00</u>	<u>12,532,904.00</u>
Excess (deficiency) of revenues over (under) expenditures	<u>\$494,900.00</u>	<u>(\$469,900.00)</u>	<u>\$25,000.00</u>	

Additional project information:

Project Number	2360-055-11-G31Y
Grant Date	07/01/14
Original Authorized Cost	\$12,532,904.00
Additional Authorized Cost	
Revised Authorized Cost	\$12,532,904.00

Percentage Increase over Original Authorized Cost

Percentage completion	N/A
Original target completion date	FY2016
Revised target completion date	FY2016

JACKSON TOWNSHIP SCHOOL DISTRICT
CAPITAL PROJECTS FUND
SUMMARY SCHEDULE OF PROJECT REVENUES, EXPENDITURES, PROJECT BALANCE AND PROJECT STATUS - BUDGETARY BASIS
SECURITY UPGRADES - MCAULIFFE MIDDLE SCHOOL
FOR THE YEAR ENDED JUNE 30, 2016

	<u>Prior Periods</u>	<u>Current Year</u>	<u>Totals</u>	<u>Revised Authorized Cost</u>
Revenues and Other Financing Sources:				
State sources - ROD grant	\$45,712.00		\$45,712.00	\$45,712.00
Transfer from capital reserve	68,568.00		68,568.00	68,568.00
Total revenues	<u>114,280.00</u>		<u>114,280.00</u>	<u>114,280.00</u>
Expenditures and Other Financing Uses:				
Purchased professional and technical services	8,122.66		8,122.66	8,246.00
Construction services	97,170.55	\$1,479.90	98,650.45	106,034.00
Total expenditures	<u>105,293.21</u>	<u>1,479.90</u>	<u>106,773.11</u>	<u>114,280.00</u>
Excess (deficiency) of revenues over (under) expenditures	<u>\$8,986.79</u>	<u>(\$1,479.90)</u>	<u>\$7,506.89</u>	<u>\$0.00</u>

Additional project information:

Project Number	2360-025-14-G2XL
Grant Date	07/01/14
Original Authorized Cost	\$114,280.00
Additional Authorized Cost	
Revised Authorized Cost	\$114,280.00
Percentage Increase over Original Authorized Cost	N/A
Percentage completion	75.00%
Original target completion date	FY2016
Revised target completion date	FY2016

JACKSON TOWNSHIP SCHOOL DISTRICT
CAPITAL PROJECTS FUND
SUMMARY SCHEDULE OF PROJECT REVENUES, EXPENDITURES, PROJECT BALANCE AND PROJECT STATUS - BUDGETARY BASIS
SECURITY UPGRADES - GOETZ MIDDLE SCHOOL
FOR THE YEAR ENDED JUNE 30, 2016

	<u>Prior Periods</u>	<u>Current Year</u>	<u>Totals</u>	<u>Revised Authorized Cost</u>
Revenues and Other Financing Sources:				
State sources - ROD grant	\$74,113.00		\$74,113.00	\$74,113.00
Transfer from capital reserve	111,169.00		111,169.00	111,169.00
Total revenues	<u>185,282.00</u>		<u>185,282.00</u>	<u>185,282.00</u>
Expenditures and Other Financing Uses:				
Purchased professional and technical services	10,013.63		10,013.63	10,041.50
Construction services	158,589.09	\$7,719.36	166,308.45	175,240.50
Total expenditures	<u>168,602.72</u>	<u>7,719.36</u>	<u>176,322.08</u>	<u>185,282.00</u>
Excess (deficiency) of revenues over (under) expenditures	<u>\$16,679.28</u>	<u>(\$7,719.36)</u>	<u>\$8,959.92</u>	<u>\$0.00</u>

Additional project information:

Project Number	2360-055-11-G2KA
Grant Date	07/01/14
Original Authorized Cost	\$185,282.00
Additional Authorized Cost	
Revised Authorized Cost	\$185,282.00
Percentage Increase over Original Authorized Cost	N/A
Percentage completion	75.00%
Original target completion date	FY2016
Revised target completion date	FY2016

JACKSON TOWNSHIP SCHOOL DISTRICT
CAPITAL PROJECTS FUND
SUMMARY SCHEDULE OF PROJECT REVENUES, EXPENDITURES, PROJECT BALANCE AND PROJECT STATUS - BUDGETARY BASIS
SECURITY UPGRADES - JACKSON MEMORIAL HIGH SCHOOL
FOR THE YEAR ENDED JUNE 30, 2016

	<u>Prior Periods</u>	<u>Current Year</u>	<u>Totals</u>	<u>Revised Authorized Cost</u>
Revenues and Other Financing Sources:				
State sources - ROD grant	\$89,684.00		\$89,684.00	\$89,684.00
Transfer from capital reserve	134,527.00		134,527.00	134,527.00
Total revenues	<u>224,211.00</u>		<u>224,211.00</u>	<u>224,211.00</u>
Expenditures and Other Financing Uses:				
Purchased professional and technical services	4,782.74		4,782.74	4,855.00
Construction services	209,229.17	\$5,992.66	215,221.83	219,356.00
Total expenditures	<u>214,011.91</u>	<u>5,992.66</u>	<u>220,004.57</u>	<u>224,211.00</u>
Excess (deficiency) of revenues over (under) expenditures	<u>\$10,199.09</u>	<u>(\$5,992.66)</u>	<u>\$4,206.43</u>	<u>\$0.00</u>

Additional project information:

Project Number	2360-055-11-G2JW
Grant Date	07/01/14
Original Authorized Cost	\$224,211.00
Additional Authorized Cost	
Revised Authorized Cost	\$224,211.00
Percentage Increase over Original Authorized Cost	N/A
Percentage completion	75.00%
Original target completion date	FY2016
Revised target completion date	FY2016

JACKSON TOWNSHIP SCHOOL DISTRICT
CAPITAL PROJECTS FUND
SUMMARY SCHEDULE OF PROJECT REVENUES, EXPENDITURES, PROJECT BALANCE AND PROJECT STATUS - BUDGETARY BASIS
SECURITY UPGRADES - HOLMAN ELEMENTARY SCHOOL
FOR THE YEAR ENDED JUNE 30, 2016

	<u>Prior Periods</u>	<u>Current Year</u>	<u>Totals</u>	<u>Revised Authorized Cost</u>
Revenues and Other Financing Sources:				
State sources - ROD grant	\$39,177.00		\$39,177.00	\$39,177.00
Transfer from capital reserve	58,766.00		58,766.00	58,766.00
Total revenues	<u>97,943.00</u>		<u>97,943.00</u>	<u>97,943.00</u>
Expenditures and Other Financing Uses:				
Purchased professional and technical services	5,386.50		5,386.50	5,386.50
Construction services	89,511.87	(\$1,542.72)	87,969.15	92,556.50
Total expenditures	<u>94,898.37</u>	<u>(1,542.72)</u>	<u>93,355.65</u>	<u>97,943.00</u>
Excess (deficiency) of revenues over (under) expenditures	<u>\$3,044.63</u>	<u>\$1,542.72</u>	<u>\$4,587.35</u>	<u>\$0.00</u>

Additional project information:

Project Number	2360-055-11-G2JY
Grant Date	07/01/14
Original Authorized Cost	\$97,943.00
Additional Authorized Cost	
Revised Authorized Cost	\$97,943.00
Percentage Increase over Original Authorized Cost	N/A
Percentage completion	75.00%
Original target completion date	FY2016
Revised target completion date	FY2016

JACKSON TOWNSHIP SCHOOL DISTRICT
CAPITAL PROJECTS FUND
SUMMARY SCHEDULE OF PROJECT REVENUES, EXPENDITURES, PROJECT BALANCE AND PROJECT STATUS - BUDGETARY BASIS
SECURITY UPGRADES - ROSENAUER MIDDLE SCHOOL
FOR THE YEAR ENDED JUNE 30, 2016

	<u>Prior Periods</u>	<u>Current Year</u>	<u>Totals</u>	<u>Revised Authorized Cost</u>
Revenues and Other Financing Sources:				
State sources - ROD grant	\$23,764.00		\$23,764.00	\$23,764.00
Transfer from capital reserve	35,645.00		35,645.00	35,645.00
Total revenues	59,409.00		59,409.00	59,409.00
Expenditures and Other Financing Uses:				
Purchased professional and technical services	3,871.77		3,871.77	3,923.50
Construction services	50,494.87	\$1,737.85	52,232.72	55,485.50
Total expenditures	54,366.64	1,737.85	56,104.49	59,409.00
Excess (deficiency) of revenues over (under) expenditures	\$5,042.36	(\$1,737.85)	\$3,304.51	\$0.00

Additional project information:

Project Number	2360-055-11-G2JX
Grant Date	07/01/14
Original Authorized Cost	\$59,409.00
Additional Authorized Cost	
Revised Authorized Cost	\$59,409.00

Percentage Increase over Original Authorized Cost

Percentage completion N/A

Original target completion date FY2016

Revised target completion date FY2016

JACKSON TOWNSHIP SCHOOL DISTRICT
CAPITAL PROJECTS FUND
SUMMARY SCHEDULE OF PROJECT REVENUES, EXPENDITURES, PROJECT BALANCE AND PROJECT STATUS - BUDGETARY BASIS
SECURITY UPGRADES - SWITLIK ELEMENTARY SCHOOL
FOR THE YEAR ENDED JUNE 30, 2016

	<u>Prior Periods</u>	<u>Current Year</u>	<u>Totals</u>	<u>Revised Authorized Cost</u>
Revenues and Other Financing Sources:				
State sources - ROD grant	\$41,818.00		\$41,818.00	\$41,818.00
Transfer from capital reserve	62,727.00		62,727.00	62,727.00
Total revenues	<u>104,545.00</u>		<u>104,545.00</u>	<u>104,545.00</u>
Expenditures and Other Financing Uses:				
Purchased professional and technical services	3,928.53		3,928.53	3,990.00
Construction services	92,377.30	\$4,699.05	97,076.35	100,555.00
Total expenditures	<u>96,305.83</u>	<u>4,699.05</u>	<u>101,004.88</u>	<u>104,545.00</u>
Excess (deficiency) of revenues over (under) expenditures	<u>\$8,239.17</u>	<u>(\$4,699.05)</u>	<u>\$3,540.12</u>	<u>\$0.00</u>

Additional project information:

Project Number	2360-055-11-G2JZ
Grant Date	07/01/14
Original Authorized Cost	\$104,545.00
Additional Authorized Cost	
Revised Authorized Cost	\$104,545.00
Percentage Increase over Original Authorized Cost	N/A
Percentage completion	75.00%
Original target completion date	FY2016
Revised target completion date	FY2016

JACKSON TOWNSHIP SCHOOL DISTRICT
CAPITAL PROJECTS FUND
SUMMARY SCHEDULE OF PROJECT REVENUES, EXPENDITURES, PROJECT BALANCE AND PROJECT STATUS - BUDGETARY BASIS
SECURITY UPGRADES - CRAWFORD ELEMENTARY SCHOOL
FOR THE YEAR ENDED JUNE 30, 2016

	<u>Prior Periods</u>	<u>Current Year</u>	<u>Totals</u>	<u>Revised Authorized Cost</u>
Revenues and Other Financing Sources:				
State sources - ROD grant	\$38,361.00		\$38,361.00	\$38,361.00
Transfer from capital reserve	57,541.00		57,541.00	57,541.00
Total revenues	<u>95,902.00</u>		<u>95,902.00</u>	<u>95,902.00</u>
Expenditures and Other Financing Uses:				
Purchased professional and technical services	8,429.23		8,429.23	8,512.00
Construction services	79,374.05	\$628.73	80,002.78	87,390.00
Total expenditures	<u>87,803.28</u>	<u>628.73</u>	<u>88,432.01</u>	<u>95,902.00</u>
Excess (deficiency) of revenues over (under) expenditures	<u>\$8,098.72</u>	<u>(\$628.73)</u>	<u>\$7,469.99</u>	<u>\$0.00</u>

Additional project information:

Project Number 2360-055-11-G2XM
 Grant Date 07/01/14
 Original Authorized Cost \$95,902.00
 Additional Authorized Cost
 Revised Authorized Cost \$95,902.00

Percentage Increase over Original Authorized Cost N/A

Percentage completion 75.00%

Original target completion date FY2016

Revised target completion date FY2016

JACKSON TOWNSHIP SCHOOL DISTRICT
CAPITAL PROJECTS FUND
SUMMARY SCHEDULE OF PROJECT REVENUES, EXPENDITURES, PROJECT BALANCE AND PROJECT STATUS - BUDGETARY BASIS
SECURITY UPGRADES - ELMS ELEMENTARY SCHOOL
FOR THE YEAR ENDED JUNE 30, 2016

	<u>Prior Periods</u>	<u>Current Year</u>	<u>Totals</u>	<u>Revised Authorized Cost</u>
Revenues and Other Financing Sources:				
State sources - ROD grant	\$40,644.00		\$40,644.00	\$40,644.00
Transfer from capital reserve	60,967.00		60,967.00	60,967.00
Total revenues	<u>101,611.00</u>		<u>101,611.00</u>	<u>101,611.00</u>
Expenditures and Other Financing Uses:				
Purchased professional and technical services	6,517.00		6,517.00	6,517.00
Construction services	91,012.11	(\$1,374.30)	89,637.81	95,094.00
Total expenditures	<u>97,529.11</u>	<u>(1,374.30)</u>	<u>96,154.81</u>	<u>101,611.00</u>
Excess (deficiency) of revenues over (under) expenditures	<u>\$4,081.89</u>	<u>\$1,374.30</u>	<u>\$5,456.19</u>	<u>\$0.00</u>

Additional project information:

Project Number	
Grant Date	07/01/14
Original Authorized Cost	\$101,611.00
Additional Authorized Cost	
Revised Authorized Cost	\$101,611.00
Percentage Increase over Original Authorized Cost	N/A
Percentage completion	75.00%
Original target completion date	FY2016
Revised target completion date	FY2016

JACKSON TOWNSHIP SCHOOL DISTRICT
CAPITAL PROJECTS FUND
SUMMARY SCHEDULE OF PROJECT REVENUES, EXPENDITURES, PROJECT BALANCE AND PROJECT STATUS - BUDGETARY BASIS
SECURITY UPGRADES - JOHNSON ELEMENTARY SCHOOL
FOR THE YEAR ENDED JUNE 30, 2016

	<u>Prior Periods</u>	<u>Current Year</u>	<u>Totals</u>	<u>Revised Authorized Cost</u>
Revenues and Other Financing Sources:				
State sources - ROD grant	\$35,460.00		\$35,460.00	\$35,460.00
Transfer from capital reserve	53,191.00		53,191.00	53,191.00
Total revenues	<u>88,651.00</u>		<u>88,651.00</u>	<u>88,651.00</u>
Expenditures and Other Financing Uses:				
Purchased professional and technical services	5,985.00		5,985.00	5,985.00
Construction services	81,800.25	(\$4,214.90)	77,585.35	82,666.00
Total expenditures	<u>87,785.25</u>	<u>(4,214.90)</u>	<u>83,570.35</u>	<u>88,651.00</u>
Excess (deficiency) of revenues over (under) expenditures	<u>\$865.75</u>	<u>\$4,214.90</u>	<u>\$5,080.65</u>	<u>\$0.00</u>

Additional project information:

Project Number	2360-055-11-G2XO
Grant Date	07/01/14
Original Authorized Cost	\$88,651.00
Additional Authorized Cost	
Revised Authorized Cost	\$88,651.00
Percentage Increase over Original Authorized Cost	N/A
Percentage completion	75.00%
Original target completion date	FY2016
Revised target completion date	FY2016

JACKSON TOWNSHIP SCHOOL DISTRICT
CAPITAL PROJECTS FUND
SUMMARY SCHEDULE OF PROJECT REVENUES, EXPENDITURES, PROJECT BALANCE AND PROJECT STATUS - BUDGETARY BASIS
SECURITY UPGRADES - JACKSON LIBERTY SCHOOL
FOR THE YEAR ENDED JUNE 30, 2015

	<u>Prior Periods</u>	<u>Current Year</u>	<u>Totals</u>	<u>Revised Authorized Cost</u>
Revenues and Other Financing Sources:				
State sources - ROD grant	\$57,189.00		\$57,189.00	\$57,189.00
Transfer from capital reserve	85,784.00		85,784.00	85,784.00
Total revenues	<u>142,973.00</u>		<u>142,973.00</u>	<u>142,973.00</u>
Expenditures and Other Financing Uses:				
Purchased professional and technical services	8,901.74		8,901.74	9,044.00
Construction services	121,317.72	\$4,530.33	125,848.05	133,929.00
Total expenditures	<u>130,219.46</u>	<u>4,530.33</u>	<u>134,749.79</u>	<u>142,973.00</u>
Excess (deficiency) of revenues over (under) expenditures	<u>\$12,753.54</u>	<u>(\$4,530.33)</u>	<u>\$8,223.21</u>	<u>\$0.00</u>

Additional project information:

Project Number	
Grant Date	07/01/14
Original Authorized Cost	\$142,973.00
Additional Authorized Cost	
Revised Authorized Cost	\$142,973.00
Percentage Increase over Original Authorized Cost	N/A
Percentage completion	75.00%
Original target completion date	FY2016
Revised target completion date	FY2016

JACKSON TOWNSHIP SCHOOLS DISTRICT
CAPITAL PROJECTS FUND
SUMMARY STATEMENT OF PROJECT EXPENDITURES - BUDGETARY BASIS
AS OF JUNE 30, 2016

ISSUE/PROJECT TITLE	ORIGINAL DATE	APPROPRIATIONS	EXPENDITURES TO DATE		(MEMO ONLY) UNEXPENDED PROJECT BALANCE
			PRIOR YEAR	CURRENT YEAR	
Acquisition of Land & Equipment to Build a New High School, Construction of a New Elementary School, Renovation and Construction of Gymnasium additions at two Schools, and the Acquisition of land for the future Construction of a New Middle School	1/22/2002	\$ 102,527,166.00	\$ 102,430,611.69	\$	\$ 96,554.31
Renovations and Improvements to Jackson Memorial High School and Christa McAuliffe Middle School	9/17/2005	11,121,000.00	10,423,887.12		697,112.88
Security Upgrades:					
McAuliffe Middle School	7/1/2014	114,280.00	105,293.21	1,479.90	7,506.89
Goetz Middle School	7/1/2014	185,282.00	168,602.72	7,719.36	8,959.92
Jackson Memorial High School	7/1/2014	224,211.00	214,011.91	5,992.66	4,206.43
Crawford Elementary School	7/1/2014	95,902.00	87,803.28	628.73	7,469.99
Elms Elementary School	7/1/2014	101,611.00	97,529.11	(1,374.30)	5,456.19
Jackson Liberty High School	7/1/2014	142,973.00	130,219.46	4,530.33	8,223.21
Johnson Elementary School	7/1/2014	88,651.00	87,785.25	(4,214.90)	5,080.65
Holman Elementary School	7/1/2014	97,943.00	94,898.37	(1,542.72)	4,587.35
Rosenauer Middle School	7/1/2014	59,409.00	54,366.64	1,737.85	3,304.51
Switlik Elementary School	7/1/2014	104,545.00	96,305.83	4,699.05	3,540.12
Plumbing and HVAC Upgrades Jackson Memorial High School	7/1/2014	12,532,904.00	12,038,004.00	469,900.00	25,000.00
Totals		\$ 127,395,877.00	\$ 126,029,318.59	\$ 489,555.96	\$ 877,002.45

PROPRIETARY FUND DETAIL STATEMENTS

Proprietary funds are used to account for operations that are financed and operated in a manner similar to private business enterprises - where the intent of the district's board is that the costs of providing goods or services be financed through user charges.

FOOD SERVICES FUND: This fund provides for the operation of Food services within the school district.

CHILD CARE FUND: This fund provides for the operation of a Child Care program within the school district.

COMMUNITY SCHOOL FUND: This fund provides for the operation of a Community School within the school district.

PRE-SCHOOL FUND: This fund provides for the operation of a Pre-School program within the school district.

DIGITAL MEDIA PROGRAM FUND: This Fund provides for the operation of the District's Digital Media Program

EXTENDED ENRICHMENT KINDERGARTEN PROGRAM FUND:

This Fund provides for the operation of the District's Extended Enrichment Kindergarten Program

SUMMER ELECTIVE FUND This Fund provides for the operation of the District's Summer Elective Program

STEM SUMMER CAMP FUND This Fund provides for the operation of the District's

JACKSON TOWNSHIP SCHOOL DISTRICT
 COMBINING STATEMENT OF NET POSITION
 PROPRIETARY FUNDS - ENTERPRISE FUNDS
 JUNE 30, 2016

BUSINESS-TYPE ACTIVITIES - ENTERPRISE FUND

	BUSINESS-TYPE ACTIVITIES - ENTERPRISE FUND											TOTAL
	MAJOR FUNDS	NON-MAJOR FUNDS					DIGITAL MEDIA FUND					
	CHILD CARE FUND	FOOD SERVICE FUND	EXTENDED KINDERGARTEN FUND	ENRICHMENT COMMUNITY SCHOOL FUND	PRE-SCHOOL FUND	DIGITAL MEDIA FUND	SUMMER ELECTIVES	STEM SUMMER CAMP	NON-MAJOR FUNDS	NON-MAJOR FUNDS	TOTAL	
ASSETS:												
Current assets:												
Cash and cash equivalents	\$1,237,763.73	\$530,912.40	\$740,256.63	\$166,845.67	\$373,350.10	\$41,736.66	\$26,894.89	\$19,921.94	\$1,899,918.29		\$3,137,682.02	
Accounts receivable:												
State		1,485.81							1,485.81		1,485.81	
Federal		51,298.61							51,298.61		51,298.61	
Other		277.50							277.50		277.50	
Inventories		36,985.68							36,985.68		36,985.68	
Total current assets	1,237,763.73	620,960.00	740,256.63	166,845.67	373,350.10	41,736.66	26,894.89	19,921.94	1,989,965.89		3,227,729.62	
Noncurrent assets:												
Furniture, machinery & equipment		2,090,733.49							2,090,733.49		2,090,733.49	
Less accumulated depreciation		(865,373.69)							(865,373.69)		(865,373.69)	
Total noncurrent assets		1,225,359.80							1,225,359.80		1,225,359.80	
Total assets	1,237,763.73	1,846,319.80	740,256.63	166,845.67	373,350.10	41,736.66	26,894.89	19,921.94	3,215,325.69		4,453,089.42	
LIABILITIES:												
Current liabilities:												
Interfund payable		4,149.80							4,149.80		4,149.80	
Unearned revenue	170,305.82	55,233.88		27,829.00	13,995.00	32,440.00	26,200.00	12,600.00	168,297.88		338,603.70	
Accounts payable	22,118.72	19,367.50		280.00	379.50	1,650.00		7,213.15	28,890.15		51,008.87	
Noncurrent liabilities:												
Due beyond one year:												
Compensated absences		105,941.58							105,941.58		105,941.58	
Total current liabilities	192,424.54	184,692.76		28,109.00	14,374.50	34,090.00	26,200.00	19,813.15	307,279.41		499,703.95	
Total liabilities	192,424.54	184,692.76		28,109.00	14,374.50	34,090.00	26,200.00	19,813.15	307,279.41		499,703.95	
NET POSITION:												
Net investment in capital assets		1,225,359.80							1,225,359.80		1,225,359.80	
Unrestricted	1,045,339.19	436,267.24	740,256.63	138,736.67	358,975.60	7,646.66	694.89	108.79	1,682,686.48		2,728,025.67	
Total net position	\$1,045,339.19	\$1,661,627.04	\$740,256.63	\$138,736.67	\$358,975.60	\$7,646.66	\$694.89	\$108.79	\$2,908,046.28		\$3,953,385.47	

JACKSON TOWNSHIP SCHOOL DISTRICT
 COMBINING STATEMENT OF REVENUES, EXPENSES AND CHANGES IN FUND NET POSITION
 PROPRIETARY FUNDS - ENTERPRISE FUNDS
 FOR THE FISCAL YEAR ENDED JUNE 30, 2016

	BUSINESS-TYPE ACTIVITIES - ENTERPRISE FUND										TOTAL
	NON-MAJOR FUNDS										
	MAJOR FUNDS	CHILD CARE FUND	FOOD SERVICE FUND	EXTENDED ENRICHMENT KINDERGARTEN FUND	COMMUNITY SCHOOL FUND	PRE-SCHOOL FUND	DIGITAL MEDIA FUND	SUMMER ELECTIVES	STEM SUMMER CAMP	NON-MAJOR TOTAL	TOTAL
OPERATING REVENUES:											
Charges for services:											
Daily sales - reimbursable programs			\$1,094,342.32							\$1,094,342.32	\$1,094,342.32
Daily sales - non-reimbursable programs			686,816.26				42,980.00			729,796.26	729,796.26
Special functions			31,199.07							31,199.07	31,199.07
Fees - individuals		\$1,278,197.19			\$97,959.96	\$150,229.48		\$12,560.00	\$13,650.00	274,399.44	1,552,596.63
Total operating revenues		1,278,197.19	1,812,357.65		97,959.96	150,229.48	42,980.00	12,560.00	13,650.00	2,129,737.09	3,407,934.28
OPERATING EXPENSES:											
Cost of sales - reimbursable			927,538.06							927,538.06	927,538.06
Cost of sales - non-reimbursable			190,864.47							190,864.47	190,864.47
Salaries		947,238.27	910,653.44		61,071.55	39,515.66	26,581.00	12,783.00	6,000.00	1,056,604.65	2,003,842.92
Employee benefits		131,595.73	398,635.44		11,210.25	2,993.92				412,839.61	544,435.34
Other purchase services		1,514.59			11,255.00		13,190.69			24,445.69	35,960.28
Rentals		1,022.64								1,022.64	1,022.64
Supplies and materials		13,997.96	61,922.96		174.63	3,904.04	6,885.13	2,280.28	328.06	75,495.10	89,493.06
Repairs			26,193.51							26,193.51	26,193.51
Non-Instruction equipment			22,332.38		1,177.00	767.00			7,213.15	7,213.15	7,213.15
Miscellaneous		41,775.24								41,775.24	41,775.24
Interest on Long-Term Debt											
Depreciation			79,913.94							79,913.94	79,913.94
Total operating expenses		1,147,144.43	2,618,054.19		84,888.43	47,180.62	46,656.82	15,063.28	13,541.21	2,825,384.55	3,972,528.98
Operating income (loss)		131,052.76	(805,696.54)		13,071.53	103,048.86	(3,676.82)	(2,503.28)	108.79	(695,647.46)	(564,594.70)
NONOPERATING REVENUES (EXPENSES):											
State sources											
State school lunch program			26,227.45							26,227.45	26,227.45
Federal sources:											
National school lunch program			739,335.11							739,335.11	739,335.11
Supplemental Nutrition Assistance Program			33,348.38							33,348.38	33,348.38
National school breakfast program			79,735.67							79,735.67	79,735.67
Commissions/rebates			22,551.31							22,551.31	22,551.31
National food distribution commodities			208,717.70							208,717.70	208,717.70
Total nonoperating revenues (expenses)			1,109,915.62							1,109,915.62	1,109,915.62
Change in net position		131,052.76	304,219.08		13,071.53	103,048.86	(3,676.82)	(2,503.28)	108.79	414,268.16	545,320.92
Total net position - beginning		914,286.43	1,357,407.96		740,256.63	255,926.74	11,323.48	3,198.17		2,493,778.12	3,408,064.55
Total net position - ending		\$1,045,339.19	\$1,661,627.04		\$740,256.63	\$358,975.60	\$7,646.66	\$694.89	\$108.79	\$2,908,046.28	\$3,953,385.47

JACKSON TOWNSHIP SCHOOL DISTRICT
 COMBINING STATEMENT OF CASH FLOWS
 PROPRIETARY FUNDS - ENTERPRISE FUNDS
 FOR THE FISCAL YEAR ENDED JUNE 30, 2016

	BUSINESS-TYPE ACTIVITIES - ENTERPRISE FUND										TOTAL
	MAJOR FUNDS	NON-MAJOR FUNDS									
	CHILD CARE FUND	FOOD SERVICE FUND	EXTENDED KINDERGARTEN FUND	ENRICHMENT COMMUNITY FUND	SCHOOL FUND	PRE-SCHOOL FUND	DIGITAL MEDIA FUND	SUMMER ELECTIVES	STEM CAMP	NON-MAJOR TOTAL	TOTAL
Cash flows from operating activities:											
Receipts from customers	\$1,289,694.86	\$1,813,165.61		\$99,904.96	\$149,101.48	\$50,660.00	\$27,200.00	\$13,900.00	\$2,153,932.05	\$3,443,626.91	
Payments to employees	(949,269.90)	(910,653.44)		(60,791.55)	(40,414.91)	(24,931.00)	(12,783.00)	(6,000.00)	(1,055,573.90)	(2,004,843.80)	
Payments to employee benefits	(131,401.63)	(400,057.26)		(11,210.25)	(2,993.92)				(414,261.43)	(545,663.06)	
Payments to suppliers	(68,935.52)	(1,023,545.12)	(2,062.50)	(12,814.46)	(4,671.04)	(20,850.82)	(2,980.28)	(328.06)	(1,067,252.28)	(1,136,187.80)	
Net cash provided by (used for) operating activities	140,087.81	(521,090.21)	(2,062.50)	15,088.70	101,021.61	4,878.18	11,436.72	7,571.94	(383,155.56)	(243,067.75)	
Cash flows from noncapital financing activities:											
State sources		26,586.95							26,586.95	26,586.95	
Federal sources		864,156.69							864,156.69	864,156.69	
Operating subsidies and transfers to other funds		26,404.11							26,404.11	26,404.11	
Net cash provided by noncapital financing activities		917,147.75							917,147.75	917,147.75	
Cash flows from capital and related financing activities:											
Capital Lease payment		(93,774.85)							(93,774.85)	(93,774.85)	
Purchases of capital assets		(4,230.00)							(4,230.00)	(4,230.00)	
Net cash provided by (used for) capital and related financing activities		(98,004.85)							(98,004.85)	(98,004.85)	
Net increase (decrease) in cash and cash equivalents	140,087.81	298,052.69	(2,062.50)	15,088.70	101,021.61	4,878.18	11,436.72	7,571.94	435,987.34	576,075.15	
Cash and cash equivalents, July 1, 2015	1,097,675.92	232,859.71	742,319.13	151,756.97	272,328.49	36,858.48	15,458.17	12,350.00	1,463,930.95	2,561,606.87	
Cash and cash equivalents, June 30, 2016	\$1,237,763.73	\$530,912.40	\$740,256.63	\$166,845.67	\$373,350.10	\$41,736.66	\$26,894.89	\$19,921.94	\$1,899,918.29	\$3,137,682.02	
Reconciliation of operating income (loss) to net cash provided (used) by operating activities											
Operating income (loss)	\$131,052.76	(\$805,696.54)		\$13,071.53	\$103,048.86	(\$3,676.82)	(\$2,503.28)	\$108.79		(\$564,594.70)	
Adjustments to reconciling operating income (loss) to net cash provided by (used for) operating activities:											
Depreciation		79,913.94							79,913.94	79,913.94	
Federal commodities		208,717.70							208,717.70	208,717.70	
Change in assets and liabilities:											
(Increase) decrease in other accounts receivable		57.30							57.30	57.30	
Increase (decrease) in unearned revenue	11,497.67	(14,597.75)		1,945.00	(1,128.00)	7,680.00	14,640.00	7,213.15	15,752.40	27,250.07	
Increase (decrease) in accounts payable	(2,462.62)	(586.90)	(2,062.50)	72.17	(899.25)	875.00	(700.00)	250.00	(3,051.48)	(5,514.10)	
Increase (decrease) in compensated absences		(1,421.82)							(1,421.82)	(1,421.82)	
(Increase) decrease in inventories		12,523.86							12,523.86	12,523.86	
	9,035.05	284,606.33	(2,062.50)	2,017.17	(2,027.25)	8,555.00	13,940.00	7,463.15	312,491.90	321,526.95	
Net cash provided by (used for) operating activities	\$140,087.81	(\$521,090.21)	(\$2,062.50)	\$15,088.70	\$101,021.61	\$4,878.18	\$11,436.72	\$7,571.94	(\$383,155.56)	(\$243,067.75)	

FIDUCIARY FUNDS DETAIL STATEMENTS
--

Fiduciary Funds are used to account for funds received by the district for a specific purpose:

- | | |
|--|---|
| Celebration of Excellence | This private purpose trust is used to account for donations received that are used for Teacher Awards |
| Jackson Championship Fund | This private purpose trust is used to account for donations received that are for the purchase of awards for the Jackson High School Football team. |
| Unemployment Compensation Insurance Trust Fund: | This expendable trust fund is used to pay unemployment compensation claims as they arise. |

Agency Funds are used to account for assets held by the district as an agent for another party:

- | | |
|--------------------------------|--|
| Student Activity Fund : | This agency fund is used to account for student funds held at the schools. |
| Payroll Fund: | This agency fund is used to account for the payroll transactions of the school district. |

JACKSON TOWNSHIP SCHOOL DISTRICT
 COMBINING STATEMENT OF FIDUCIARY NET POSITION
 JUNE 30, 2016

	AGENCY FUNDS		PRIVATE PURPOSE		UNEMPLOYMENT COMPENSATION TRUST FUND	TOTAL TRUST FUNDS	JUNE 30 2016
	STUDENT ACTIVITY	PAYROLL AGENCY	AWARD FUND CELEBRATION OF EXCELLENCE	TOTAL AGENCY FUNDS			
ASSETS:							
Cash and cash equivalents	\$584,648.92	\$3,334,969.64	\$3,635.29	\$3,919,618.56	\$495,293.98	\$498,929.27	\$4,418,547.83
Intrafunds Receivable					69,519.80	69,519.80	69,519.80
Total assets	\$584,648.92	\$3,334,969.64	\$3,635.29	\$3,919,618.56	\$564,813.78	\$568,449.07	\$4,488,067.63
LIABILITIES:							
Interfunds Payable		\$72,763.52		\$72,763.52			\$72,763.52
Intrafund Payable		69,519.80		69,519.80			69,519.80
Payroll deductions and withholdings		80,255.20		80,255.20			80,255.20
Wages payable - Summer Payroll		3,112,431.12		3,112,431.12			3,112,431.12
Due to student groups	\$584,648.92			584,648.92			584,648.92
Total liabilities	\$584,648.92	\$3,334,969.64		\$3,919,618.56			3,919,618.56
NET POSITION:							
Held in trust for unemployment claims and other purposes					\$564,813.78	\$564,813.78	564,813.78
Held in trust for awards and other purposes			\$3,635.29			3,635.29	3,635.29
Total net position	-0-	-0-	\$3,635.29	-0-	\$564,813.78	\$568,449.07	\$568,449.07

JACKSON TOWNSHIP SCHOOL DISTRICT
 COMBINING STATEMENT OF CHANGES IN FIDUCIARY NET POSITION
 FIDUCIARY FUNDS
 FOR THE FISCAL YEAR ENDED JUNE 30, 2016

	PRIVATE PURPOSE AWARD FUNDS CELEBRATION OF JACKSON EXCELLENCE	CHAMPIONSHIP FUND	STATE UNEMPLOYMENT COMPENSATION TRUST FUND	TOTAL
ADDITIONS:				
Contributions:				
Other			\$218,251.35	\$218,251.35
Total contributions			218,251.35	218,251.35
Investment earnings:				
Interest	\$4.73		616.87	621.60
Net investment earnings	4.73		616.87	621.60
Total additions	4.73		218,868.22	218,872.95
DEDUCTIONS:				
Awards granted		\$75.00		75.00
Unemployment claims			183,282.59	183,282.59
Total deductions		75.00	183,282.59	183,357.59
Change in net position	4.73	(75.00)	35,585.63	35,515.36
Net position beginning of year	3,630.56	\$75.00	529,228.15	532,933.71
Net position end of year	\$3,635.29		\$564,813.78	\$568,449.07

JACKSON TOWNSHIP SCHOOL DISTRICT
STUDENT ACTIVITY FUND
SCHEDULE OF RECEIPTS AND DISBURSEMENTS
FOR THE FISCAL YEAR ENDED JUNE 30, 2016

	<u>BALANCE</u> <u>JUNE 30, 2015</u>	<u>CASH</u> <u>RECEIPTS</u>	<u>CASH</u> <u>DISBURSE-</u> <u>MENTS</u>	<u>BALANCE</u> <u>JUNE 30, 2016</u>
Elementary Schools				
Howard C. Johnson	\$14,448.31	\$1,332.87	\$7,637.30	\$8,143.88
Lucy N. Holman	1,788.35	3,015.92	3,212.06	1,592.21
Switlik	4,166.54	948.72	4,397.88	717.38
Crawford - Rodriguez	<u>2,591.81</u>	<u>691.83</u>	<u>1,355.56</u>	<u>1,928.08</u>
	22,995.01	5,989.34	16,602.80	12,381.55
Middle Schools				
Carl W. Goetz	92,605.81	105,035.91	114,722.98	82,918.74
Christa McAuliffe	63,164.07	108,621.41	105,942.00	65,843.48
Sylvia Rosenauer	<u>358.14</u>	<u>3,589.89</u>	<u>3,218.79</u>	<u>729.24</u>
	156,128.02	217,247.21	223,883.77	149,491.46
High Schools:				
Jackson Memorial High School	239,104.46	544,109.07	562,321.16	220,892.37
JMHS - Athletic Fund	16,023.16	91,642.00	87,175.50	20,489.66
Liberty High School	158,415.14	417,346.69	426,529.00	149,232.83
Liberty High School Athletic Fund	<u>26,682.05</u>	<u>82,078.27</u>	<u>76,599.27</u>	<u>32,161.05</u>
	440,224.81	1,135,176.03	1,152,624.93	422,775.91
Grand Total	<u>\$619,347.84</u>	<u>\$1,358,412.58</u>	<u>\$1,393,111.50</u>	<u>\$584,648.92</u>

JACKSON TOWNSHIP SCHOOL DISTRICT
PAYROLL AGENCY FUNDS
SCHEDULE OF RECEIPTS AND DISBURSEMENTS
FOR THE FISCAL YEAR ENDED JUNE 30, 2016

	<u>BALANCE</u> <u>JUNE 30, 2015</u>	<u>ADDITIONS</u>	<u>DEDUCTIONS</u>	<u>BALANCE</u> <u>JUNE 30, 2016</u>
ASSETS:				
Cash and cash equivalents	\$3,794,941.74	\$94,362,616.48	\$94,822,588.58	\$3,334,969.64
Total assets	<u>\$3,794,941.74</u>	<u>\$94,362,616.48</u>	<u>\$94,822,588.58</u>	<u>\$3,334,969.64</u>
LIABILITIES:				
Interfunds payable	\$70,647.32	\$46,807,662.31	\$46,805,546.11	\$72,763.52
Intrafund Payable	\$88,638.68	69,519.80	\$88,638.68	69,519.80
Payroll deductions and withholdings	663,243.14	44,356,072.42	44,939,060.36	80,255.20
Wages payable - summer payroll	2,972,412.60	3,129,361.95	2,989,343.43	3,112,431.12
Total liabilities	<u>\$3,794,941.74</u>	<u>\$94,362,616.48</u>	<u>\$94,822,588.58</u>	<u>\$3,334,969.64</u>

LONG-TERM LIABILITIES SCHEDULES

The Long-Term schedules are used to reflect the outstanding principal balances of the long-term liabilities of the District. This includes obligations under Serial Bonds and Capital Leases.

JACKSON TOWNSHIP SCHOOL DISTRICT
LONG-TERM DEBT
SCHEDULE OF SERIAL BONDS
JUNE 30, 2016

ISSUE	DATE OF ISSUE	AMOUNT OF ISSUE	MATURITIES		RATE OF INTEREST	BALANCE JULY 1, 2015	BALANCE JUNE 30, 2016
			DATE	AMOUNT			
Refunding School Bonds (Pension Series 2003)	01/15/03	\$ 6,550,000.00		\$		655,000.00	\$ 655,000.00
Refunding Bonds	4/13/2006	87,650,000.00	06/15/17	4,720,000.00	5.25%		
			06/15/18	4,955,000.00	5.25%		
			06/15/19	5,640,000.00	5.25%		
			06/15/20	5,475,000.00	5.25%		
			06/15/21	5,720,000.00	5.25%		
			06/15/22	6,020,000.00	5.25%		
			06/15/23	6,335,000.00	5.25%		
			06/15/24	6,665,000.00	5.00%		
			06/15/25	6,995,000.00	4.50%		
			06/15/26	7,310,000.00	2.50%		
			06/15/27	7,885,000.00	2.50%	72,210,000.00	67,720,000.00
Renovations and Improvements to Jackson Memorial High School and Christa McAuliffe Middle School	08/01/06	11,721,000.00	02/01/17	690,000.00	4.50%	1,350,000.00	690,000.00
Refunding Bonds	9/11/2014	7,890,000.00	02/01/17	25,000.00	2.00%		
			02/01/18	745,000.00	5.00%		
			02/01/19	785,000.00	4.00%		
			02/01/20	815,000.00	2.00%		
			02/01/21	835,000.00	2.00%		
			02/01/22	850,000.00	4.00%		
			02/01/23	880,000.00	4.00%		
			02/01/24	920,000.00	5.00%		
			02/01/25	965,000.00	4.00%		
			02/01/26	1,005,000.00	3.00%	7,850,000.00	7,825,000.00
						\$ 82,065,000.00	\$ 76,235,000.00
							\$ 7,816,000.00
							\$ 5,245,000.00
							\$ 13,061,000.00

Bonds Refunded
Bonds Paid by Budget

JACKSON TOWNSHIP SCHOOL DISTRICT
 SCHEDULE OF OBLIGATIONS UNDER CAPITAL LEASES
 AS OF JUNE 30, 2016

SERIES	INTEREST RATE PAYABLE	AMOUNT OF ORIGINAL LEASE	AMOUNT OUTSTANDING JUNE 30, 2015	INCREASE	DECREASE	AMOUNT OUTSTANDING JUNE 30, 2016
<u>Governmental Funds</u>						
New Lease - 11/12 Buses	1.470%	927,000.00 \$	188,085.48 \$	\$	188,085.48 \$	
Buses 13/14	1.287%	994,442.00	598,007.83		196,792.36	401,215.47
Buses 14/15	1.417%	962,000.00	767,817.41		187,922.20	579,895.21
Buses 14/15	1.626%	880,000.00	880,000.00		172,071.10	707,928.90
Buses 15/16	1.470%	934,000.00		934,000.00		934,000.00
Sub-Total Governmental Funds		\$	2,433,910.72 \$	934,000.00 \$	744,871.14 \$	2,623,039.58
<u>Business-Type Funds:</u>						
JMHS Kitchen Equipment	2.06%	457,000.00	93,774.85		93,774.85	
Grand Total		\$	2,527,685.57 \$	934,000.00 \$	838,645.99 \$	2,623,039.58

JACKSON TOWNSHIP SCHOOL DISTRICT
DEBT SERVICE FUND
BUDGETARY COMPARISON SCHEDULE
FOR THE FISCAL YEAR ENDED JUNE 30, 2016

	<u>BUDGET</u>	<u>BUDGET TRANSFERS</u>	<u>FINAL BUDGET</u>	<u>ACTUAL</u>	<u>VARIANCE</u>
REVENUES:					
Local sources:					
Local tax levy	\$8,220,933.00		\$8,220,933.00	\$8,220,933.00	
State sources:					
Debt service aid type II	1,271,236.00		1,271,236.00	1,271,236.00	
Total revenues	9,492,169.00		9,492,169.00	9,492,169.00	
EXPENDITURES:					
Regular debt service:					
Interest	3,651,388.00		3,651,388.00	3,651,387.75	\$0.25
Redemption of principal	5,175,000.00		5,175,000.00	5,175,000.00	
Interest - ERIP	17,390.00		17,390.00	17,390.00	
Principal - ERIP	655,000.00		655,000.00	655,000.00	
Total regular debt service-expenditures	9,498,778.00		9,498,778.00	9,498,777.75	0.25
Excess (deficiency) of revenues over (under) expenditures	(6,609.00)		(6,609.00)	(6,608.75)	0.25
Other financing sources:					
Operating Transfers in - Capital Projects				4,908.62	4,908.62
Interest earned on Arbitrage			(6,609.00)	5,705.79	5,705.79
	(6,609.00)		(6,609.00)	4,005.66	10,614.66
Fund balance, July 1	54,011.95		54,011.95	54,011.95	
Fund balance, June 30	\$47,402.95		\$47,402.95	\$58,017.61	\$10,614.66

STATISTICAL SECTION - UNAUDITED

TOWNSHIP OF JACKSON SCHOOL DISTRICT
STATISTICAL SECTION

Contents

Page

Financial Trends:

These schedules contain trend information to help the reader understand how the district's financial performance and well being have changed over time.

J-1 to J-4

Revenue Capacity:

These schedules contain information to help the reader assess the district's most significant local revenue source, the property tax.

J-5 to J-9

Debt Capacity:

These schedules present information to help the reader assess the affordability of the district's current levels of outstanding debt and the district's ability to issue additional debt in the future.

J-10 to J-13

Demographic and Economic Information:

These schedules offer demographic and economic indicators to help the reader understand the environment within which the district's financial activities take place.

J-14 to J-15

Operating Information:

These schedules contain service and infrastructure data to help the reader understand how the information in the district's financial report relates to the services the district provides and the activities it performs.

J-16 to J-20

Sources

Unless otherwise noted, the information in these schedules is derived from the comprehensive annual financial reports (CAFR) for the relevant year.

TOWNSHIP OF JACKSON SCHOOL DISTRICT
NET POSITION BY COMPONENT
UNAUDITED

	2016	2015	2014	2013	2012	2011	2010	2009	2008	2007
Governmental activities										
Net investment in capital assets	\$62,704,698.59	\$51,059,391.38	\$47,814,504.24	\$48,082,597.01	\$46,201,066.71	\$48,866,924.07	\$55,944,397.54	\$54,849,723.06	\$54,631,170.27	\$70,818,794.41
Restricted	11,576,907.27	14,169,847.43	12,339,597.41	12,838,192.35	10,675,728.91	6,822,188.30	2,820,294.92	4,522,834.13	5,671,280.65	6,720,493.30
Unrestricted (deficit)	(54,912,236.19)	(52,594,416.37)	(3,660,492.59)	(5,044,120.30)	(2,028,413.56)	(5,739,508.79)	(2,428,956.92)	(3,965,126.38)	(1,034,050.70)	(2,701,850.48)
Total governmental activities net position	\$19,369,369.67	\$12,634,822.44	\$56,493,609.06	\$55,876,669.06	\$54,848,382.06	\$49,949,603.58	\$56,335,735.54	\$55,407,430.81	\$59,268,400.22	\$74,837,437.23
Business-type activities										
Invested in capital assets										
Net of related debt	\$1,225,359.80	\$1,281,676.24	\$1,372,697.36	\$1,463,854.49	\$1,065,445.16	\$1,111,575.75	\$1,40,809.25	\$178,717.70	\$305,733.10	\$66,511.50
Unrestricted	2,728,025.67	2,138,738.31	1,927,162.07	1,580,821.01	1,296,748.73	2,043,431.89	1,662,052.76	1,419,796.05	1,278,552.61	1,250,816.88
Total business-type activities net position	\$3,953,385.47	\$3,420,414.55	\$3,299,859.43	\$3,044,675.50	\$2,362,193.89	\$2,155,007.64	\$1,802,862.01	\$1,598,513.75	\$1,584,285.71	\$1,317,328.38
District-wide										
Net investment in capital assets	\$63,930,058.39	\$52,341,067.62	\$49,187,201.60	\$49,546,451.50	\$47,266,511.87	\$48,978,499.82	\$56,085,206.79	\$55,028,440.76	\$54,936,903.37	\$70,885,305.91
Restricted	11,576,907.27	14,169,847.43	12,339,597.41	12,838,192.35	10,675,728.91	6,822,188.30	2,820,294.92	4,522,834.13	5,671,280.65	6,720,493.30
Unrestricted (deficit)	(52,184,210.52)	(50,455,678.06) a	(1,733,330.52)	(3,463,299.29)	(731,664.83)	(3,696,076.90)	(766,904.16)	(2,545,330.33)	244,501.91	(1,451,033.60)
Total district net position	\$23,322,755.14	\$16,055,236.99	\$59,793,468.49	\$58,921,344.56	\$57,210,575.95	\$52,104,611.22	\$58,136,597.55	\$57,005,944.56	\$60,852,685.93	\$76,154,765.61

Source: CAFR Schedule A-1
a - In FY2015 the District Implemented GASB 68

TOWNSHIP OF JACKSON SCHOOL DISTRICT
CHANGES IN NET POSITION
UNAUDITED

	2016	2015	2014	2013	2012	2011	2010	2009	2008	2007
EXPENSES										
Governmental activities										
Instruction:										
Regular	\$60,811,329.27	\$56,563,472.38	\$51,228,343.35	\$51,355,565.47	\$47,418,293.10	\$49,695,187.95	\$48,766,175.92	\$47,698,728.24	\$48,114,374.28	\$49,695,935.16
Special	33,066,079.30	30,585,453.34	25,176,975.77	25,936,760.52	21,976,846.06	21,139,345.86	20,494,499.40	19,792,810.28	19,870,368.57	17,029,470.25
Other Instruction	4,488,380.45	4,167,503.39	3,744,844.45	3,851,722.09	3,508,035.75	3,569,888.52	3,689,912.79	3,852,776.57	3,756,939.66	4,059,154.01
Support services:										
Tuition										
Student and instruction related services	24,335,584.92	23,538,411.55	20,425,794.44	19,876,718.88	17,400,796.17	3,750,069.61	4,959,955.20	5,157,689.83	6,837,860.08	7,293,653.87
General administrative services	1,306,602.78	1,133,281.12	1,439,252.04	1,610,611.59	1,925,564.62	1,835,550.15	1,913,192.33	1,914,910.90	1,734,663.99	1,498,098.78
School administrative services	10,079,196.55	9,327,491.02	7,577,919.04	7,442,343.74	6,969,043.79	6,882,113.63	6,918,483.23	7,056,377.78	6,472,045.64	6,439,173.91
Business and other support services										
Central Services/Administrative Technology	2,969,567.40	3,279,625.64	3,468,124.34	3,590,056.55	3,609,258.71	3,587,495.41	3,209,350.56	3,236,185.51	3,320,914.44	2,868,442.33
Plant operations and maintenance	12,501,620.33	12,537,489.87	12,077,242.72	11,536,372.79	12,289,740.37	12,034,474.36	13,885,102.74	13,127,649.55	13,020,264.78	11,614,167.47
Pupil transportation	10,831,894.81	10,789,146.67	11,094,694.25	10,481,457.01	10,836,039.01	10,629,131.41	10,413,351.37	11,049,928.87	11,108,999.51	11,496,494.96
Special Schools	540,983.41	527,003.78	515,477.44	249,524.28	467,036.59	450,955.85	609,114.80	1,285,616.40	1,196,120.50	1,093,349.00
Interest on Long-Term Debt	4,150,757.28	4,512,099.82	4,857,336.82	4,639,250.05	4,794,914.55	5,179,101.17	5,014,454.11	5,218,464.03	5,267,133.36	5,514,487.38
Unallocated depreciation	4,049,346.11	4,041,355.62	4,032,879.16	4,025,742.48	3,785,313.96	241,519.60	284,431.60	275,643.49	293,712.88	290,565.07
Unallocated amortization				201,190.48	201,190.48	201,190.48	201,190.48	201,190.48	201,190.48	201,190.48
Total governmental activities expenses	169,111,342.61	161,002,334.20	145,638,883.82	144,797,315.93	139,059,056.10	137,722,067.44	139,451,535.03	137,177,038.76	135,182,147.24	133,843,315.11
Business-type activities:										
Food Service	2,618,054.19	2,856,911.52	2,812,087.52	2,771,155.15	2,833,183.75	2,684,286.74	2,715,689.54	2,688,032.65	2,520,542.92	2,462,306.31
Child Care	1,147,144.43	1,038,946.12	954,810.40	917,967.41	842,554.10	969,473.10	1,371,802.64	1,318,839.12	1,412,432.02	1,186,235.99
Extended Enrichment Kindergarten		408,605.61	310,207.42	330,427.53	287,985.07					
Community School	84,888.43	83,506.16	88,045.95	82,211.12	120,420.14	484,219.19	117,855.10	190,851.76	231,826.73	193,055.11
Preschool	47,180.62	57,411.09	86,487.97	76,457.11	128,825.09	176,716.48	240,717.16	229,230.47	286,634.06	195,943.29
Digital Media	46,656.82	39,911.39	30,643.49	32,447.94	30,421.18		3,725.00			
Summer Electives	15,063.28	12,218.30	9,998.53							
Stem Summer Camp	13,541.21									
Total business-type activities expense	3,972,528.98	4,497,510.19	4,292,281.28	4,210,666.26	4,243,369.33	4,328,883.03	4,449,789.44	4,425,954.00	4,451,435.73	4,037,440.70
Total district expenses	\$173,083,871.59	\$165,499,844.39	\$149,931,165.10	\$149,007,982.19	\$143,302,445.43	\$142,050,940.47	\$143,901,324.47	\$141,603,992.76	\$139,633,582.97	\$137,880,755.81
PROGRAM REVENUES										
Governmental activities:										
Operating grants and contributions	\$34,836,898.14	\$28,500,404.79	\$14,404,622.31	\$16,501,489.61	\$13,088,413.53	\$13,123,340.00	\$15,241,018.06	\$15,124,062.33	\$18,620,860.61	\$17,884,772.25
Total governmental activities program revenues	34,836,898.14	28,500,404.79	14,404,622.31	16,501,489.61	13,088,413.53	13,123,340.00	15,241,018.06	15,124,062.33	18,620,860.61	17,884,772.25

TOWNSHIP OF JACKSON SCHOOL DISTRICT
CHANGES IN NET POSITION
UNAUDITED

	2016	2015	2014	2013	2012	2011	2010	2009	2008	2007
PROGRAM REVENUES										
Business-type activities:										
Charges for services										
Food Service	\$1,812,357.65	\$1,747,806.06	\$1,720,956.37	\$1,770,566.04	\$1,960,706.05	\$1,996,788.65	\$2,006,459.55	\$2,067,055.16	\$2,037,359.85	\$1,929,843.53
Extended Enrichment Kindergarten		\$592,379.55	\$480,132.99	\$492,433.85	\$556,329.64					
Child Care	1,278,197.19	1,114,437.08	1,093,488.62	1,145,629.72	1,107,740.98	1,116,260.73	1,475,555.36	1,375,656.76	1,448,474.88	1,362,936.11
Community School	97,959.96	92,518.59	105,609.93	95,588.30	89,778.61	544,016.78	120,875.08	177,212.00	190,193.16	195,921.30
Preschool	150,229.48	145,577.51	133,275.82	142,055.46	124,752.81	169,881.50	243,804.12	240,349.30	226,357.24	271,588.55
Digital Media Program	42,980.00	38,805.00	38,513.00	31,597.00	30,140.00	19,880.00	9,245.00			
Summer Electives	12,560.00	27,765.00	10,000.00							
Stem Summer Camp	13,650.00									
Operating grants and contributions	1,087,364.31	1,046,104.75	984,288.20	926,684.34	921,721.89	828,449.84	787,425.93	639,740.39	534,088.42	497,299.29
Total business-type activities program revenues	4,495,298.59	4,795,393.54	4,576,244.93	4,604,554.71	4,791,169.98	4,675,277.50	4,643,365.04	4,500,131.61	4,436,473.55	4,257,588.78
Total district program revenues	\$39,332,196.73	\$33,295,798.33	\$18,980,867.24	\$21,106,044.32	\$17,889,583.51	\$17,938,617.50	\$19,884,383.10	\$19,624,075.94	\$23,057,334.16	\$22,142,361.03
NET (EXPENSE)/REVENUE										
Governmental activities	(\$134,274,444.47)	(\$132,501,929.41)	(\$131,234,261.51)	(\$128,295,826.32)	(\$125,960,642.57)	(\$124,598,717.44)	(\$124,210,516.97)	(\$122,052,976.43)	(\$116,561,286.63)	(\$115,958,542.86)
Business-type activities	522,769.61	297,883.35	283,963.65	393,888.45	547,780.65	346,394.47	193,575.60	73,059.61	(14,962.18)	220,148.08
Total district-wide net expense	(\$133,751,674.86)	(\$132,204,046.06)	(\$130,950,297.86)	(\$127,901,937.87)	(\$125,412,861.92)	(\$124,252,322.97)	(\$124,016,941.37)	(\$121,979,916.82)	(\$116,576,248.81)	(\$115,738,394.78)
GENERAL REVENUES AND OTHER CHANGES										
IN NET POSITION										
Governmental activities:										
Property taxes levied for general purposes, net	\$77,701,924.00	\$76,178,357.00	\$74,095,557.00	\$72,054,488.00	\$70,641,635.00	\$70,641,635.00	\$64,892,178.00	\$62,757,140.00	\$62,757,140.00	\$60,020,934.00
Taxes levied for debt service	8,220,933.00	7,244,288.00	6,398,341.00	6,355,540.00	7,131,668.00	7,218,334.00	6,075,860.00	6,126,678.00	6,135,149.00	6,135,149.00
Federal and state aid not restricted	50,032,328.28	49,860,613.59	49,581,508.91	49,055,628.93	51,335,296.65	44,990,516.12	51,951,063.36	45,910,096.96	47,306,996.02	45,756,318.63
Federal and state aid restricted	4,111,814.18	2,589,488.97	699,142.62	596,617.04	922,873.50	889,350.31	983,951.32	1,013,537.95	877,362.86	771,397.00
Miscellaneous income	968,925.44	773,333.43	1,218,782.69	1,211,859.34	1,125,753.17	760,147.48	1,227,353.07	2,863,225.08	2,577,666.82	2,300,614.79
Cancellation of Capital Lease		(3,661.20)	(204,330.97)	50,000.00	(297,805.27)	(472,988.00)	8,415.95	(5,933.75)		(1,290.50)
Disposal of capital asset (net)	(26,933.20)	(200,000.00)	62,200.00							1,040,000.00
Transfers	141,008,991.70	136,842,419.79	131,851,201.25	129,324,113.31	130,859,421.05	124,026,994.91	125,138,821.70	119,564,744.24	119,653,914.70	116,023,122.92
Total governmental activities	22,551.31	22,671.77	33,420.28	31,220.35	16,622.29	11,271.16	11,772.66	21,386.43	18,539.26	16,203.89
Business-type activities:										
Miscellaneous Income		(200,000.00)	(62,200.00)	(50,000.00)						(1,040,000.00)
Transfers	22,551.31	(177,328.23)	(28,779.72)	(18,779.65)	16,622.29	11,271.16	11,772.66	21,386.43	18,539.26	(1,023,796.11)
Total business-type activities	\$141,031,543.01	\$136,665,091.56	\$131,822,421.53	\$129,305,333.66	\$130,876,043.34	\$124,038,266.07	\$125,150,594.36	\$119,586,130.67	\$119,672,453.96	\$114,999,328.81
CHANGE IN NET POSITION										
Governmental activities	\$6,734,547.23	\$4,340,490.38	\$616,939.74	\$1,028,286.99	\$4,898,778.48	(\$571,722.53)	\$928,304.73	(\$3,488,232.19)	\$3,092,628.07	\$64,580.06
Business-type activities	545,320.92	120,555.12	255,183.93	375,108.80	584,402.94	357,665.63	205,348.26	94,446.04	3,577.08	(803,648.03)
Total district	\$7,279,868.15	\$4,461,045.50	\$872,123.67	\$1,403,395.79	\$5,483,181.42	(\$214,056.90)	\$1,133,652.99	(\$3,393,786.15)	\$3,096,205.15	(\$739,067.97)

Source: CAFR Schedule A-2

TOWNSHIP OF JACKSON SCHOOL DISTRICT
 FUND BALANCES - GOVERNMENTAL FUNDS
 UNAUDITED

	2016	2015	2014	2013	2012	2011	2010	2009	2008	2007
General Fund										
Restricted	\$11,241,915.37	\$8,167,418.65	\$12,663,645.02	\$12,316,898.45	\$10,667,396.93	\$5,513,429.71	\$3,445,238.15	\$3,481,324.87	\$4,411,074.12	\$2,971,077.39
Committed	666,636.49	1,268,082.48	2,408,701.67	1,565,750.57	2,623,176.34	\$2,715,596.45	4,390,578.67	2,817,399.44	5,398,386.95	4,846,181.11
Assigned	555,768.44	524,391.20					\$7,835,816.82	\$6,298,724.31	\$9,809,461.07	\$7,817,258.50
Reserved										
Unreserved										
Total general fund	\$12,464,320.30	\$9,959,892.33	\$15,072,346.69	\$13,882,649.02	\$13,290,573.27	\$8,229,026.16	\$7,835,816.82	\$6,298,724.31	\$9,809,461.07	\$7,817,258.50
All Other Governmental Funds										
Restricted	\$586,702.94	\$47,402.95	\$1,375,749.29	\$1,377,583.54	\$2,340,158.32	2,432,149.83				
Assigned			25,388.06	679,635.24	126,745.55	445,069.55				
Committed	731,993.43	6,385,047.19	12,653.00							
Reserved										
Unreserved, reported in:										
Special revenue fund (deficit)							\$1,095,610.72	\$1,208,304.16	\$1,341,700.49	\$4,472,357.52
Capital projects fund							2,538,023.22	2,894,527.96	(9,208.95)	(9,208.95)
Debt service fund							244,956.70	759,664.27	4,032,578.71	6,397,267.09
Total all other governmental funds	\$1,318,696.37	\$6,432,450.14	\$1,413,790.35	\$2,057,218.78	\$2,466,903.87	\$2,877,219.38	\$3,878,590.64	\$4,862,496.39	\$6,678,686.71	\$12,382,498.66

Source: CAFR Schedule B-1

TOWNSHIP OF JACKSON SCHOOL DISTRICT
CHANGES IN FUND BALANCES - GOVERNMENTAL FUNDS
UNAUDITED

	2016	2015	2014	2013	2012	2011	2010	2009	2008	2007
Revenues										
Tax levy	\$85,922,857.00	\$83,422,645.00	\$80,493,898.00	\$78,410,008.00	\$77,773,303.00	\$77,859,969.00	\$70,968,038.00	\$68,883,818.00	\$68,892,289.00	\$66,156,083.00
Interest on capital reserve	2,168.74	9,699.94	7,946.52	7,337.25	\$3,892.27					
Tuition charges									18,421.20	114,334.60
Miscellaneous	1,049,591.59	883,888.72	1,225,562.00	1,242,223.66	1,168,676.78	797,933.02	1,241,725.22	2,928,451.16	2,577,653.04	2,291,667.66
State sources	68,955,662.64	65,462,344.78	61,788,957.76	62,856,309.32	60,427,464.99	54,421,853.55	56,385,446.29	58,530,537.48	63,560,717.17	61,167,417.92
Federal sources	3,186,661.27	3,076,707.59	2,881,202.88	3,258,885.62	4,881,119.92	4,541,439.64	11,772,489.55	3,347,602.18	3,217,320.34	3,127,534.58
Total revenue	159,116,941.24	152,855,286.03	146,397,567.16	145,774,763.85	144,254,456.96	137,621,195.21	140,367,699.06	133,690,408.82	138,266,400.75	132,857,037.76
Expenditures										
Instruction										
Regular instruction	35,738,782.19	34,854,855.81	35,606,212.83	34,374,391.92	34,108,896.75	34,009,575.04	34,007,421.38	36,351,634.14	34,605,322.05	35,030,197.70
Special education instruction	18,170,646.66	17,434,805.90	15,617,593.21	16,170,443.17	15,973,237.78	15,252,120.36	14,944,323.71	11,514,557.15	12,368,430.07	11,813,614.75
Other instruction	2,821,715.53	2,726,236.77	2,736,039.08	2,723,254.73	2,525,760.01	2,589,452.64	2,828,245.09	2,921,594.98	2,765,110.69	3,133,894.56
Support Services:										
Tuition	3,545,262.97	3,322,398.05	3,712,590.54	4,064,485.34	3,876,982.94	3,750,069.61	4,959,955.20	5,157,689.83	6,837,860.08	7,293,653.74
Student and instruction related services	15,416,589.34	14,746,722.09	14,333,987.14	13,704,630.31	12,758,568.45	13,911,120.16	14,772,563.22	13,322,660.59	10,548,446.14	11,102,272.88
General administrative services	1,226,105.56	1,248,934.95	1,385,754.42	1,462,810.93	1,349,469.43	1,320,502.68	1,250,860.22	1,420,700.54	1,326,350.21	1,161,881.23
School administrative services	5,321,915.17	5,340,817.67	5,106,242.22	4,991,978.20	4,950,907.06	5,059,641.86	5,111,517.08	5,352,765.50	4,969,899.85	5,032,612.75
Central Services and Adm Technology	2,372,093.21	2,327,830.13	2,511,879.44	2,513,005.13	2,330,157.98	2,341,281.76	2,366,514.77	2,594,486.92	2,594,486.92	2,223,168.47
Plant operations and maintenance	10,035,675.93	10,291,659.94	10,587,678.49	10,102,949.68	9,730,261.31	9,795,098.62	10,994,330.66	11,251,874.13	11,101,354.29	10,005,619.65
Pupil transportation	8,699,370.04	8,770,999.19	8,707,904.20	8,653,346.48	8,275,435.62	8,098,054.47	8,344,221.53	8,455,249.90	9,372,795.53	10,482,904.37
Unallocated benefits	38,111,329.31	37,460,772.80	35,278,120.26	36,221,083.85	33,111,546.03	31,155,129.63	29,804,925.13	28,431,552.66	29,579,294.70	27,380,362.78
Special schools	381,464.50	382,327.75	385,261.75	187,298.87	213,943.49	209,283.67	275,894.20	969,709.23	889,385.65	800,692.41
Debt service:										
Principal	5,830,000.00	5,245,000.00	4,155,000.00	3,440,000.00	4,559,000.00	4,355,000.00	3,895,000.00	3,930,000.00	3,520,010.00	3,405,000.00
Interest and other charges	3,668,777.75	3,915,077.75	4,203,064.50	4,350,094.50	4,588,372.00	4,816,106.50	5,020,487.25	5,224,337.25	5,647,180.50	5,032,952.38
Capital Outlay	11,269,235.67	6,041,660.55	2,580,989.21	3,609,198.09	1,300,651.58	3,735,436.65	2,102,162.03	2,432,023.73	6,900,697.01	13,578,119.80
Total expenditures	162,608,963.83	154,110,099.35	146,908,327.29	146,588,971.20	139,653,190.43	140,357,873.65	140,678,018.45	139,242,864.40	143,026,623.69	147,476,947.47
Excess (Deficiency) of revenues over (under) expenditures	(3,492,022.59)	(1,254,813.32)	(510,760.13)	(794,207.35)	4,601,266.53	(2,736,678.44)	(310,319.39)	(5,552,455.58)	(4,760,222.94)	(14,619,909.71)
Other Financing sources (uses)										
Interest earned on Arbitrage reserve	5,705.79	347.75	387.37	839.07	1,182.89	2,127.70	3,724.75	4,331.50	8,374.56	12,147.91
Capital leases (non-budgeted)	876,991.00	960,671.00	994,442.00	925,758.94	48,782.18	2,126,388.82	859,781.40	221,197.00	1,040,229.00	1,089,974.85
Transfers		200,000.00	62,200.00	50,000.00						1,040,000.00
Long-Term debt issued										11,721,000.00
Total other financing sources (uses)	882,696.79	1,161,018.75	1,057,029.37	976,598.01	49,965.07	2,128,516.52	863,506.15	225,528.50	1,048,603.56	13,863,122.76
Net change in fund balances	(\$2,609,325.80)	(\$93,794.57)	\$546,269.24	\$182,390.66	\$4,651,231.60	(\$608,161.92)	\$553,186.76	(\$5,326,927.08)	(\$3,711,619.39)	(\$756,786.95)
Debt service as a percentage of noncapital expenditures	6.28%	6.19%	5.79%	5.45%	6.61%	6.71%	6.43%	6.69%	6.73%	6.30%

Source: CAFR Schedule B-2

TOWNSHIP OF JACKSON SCHOOL DISTRICT
 GENERAL FUND OTHER LOCAL REVENUE BY SOURCE
 UNAUDITED

Fiscal Year Ended June 30,	INTEREST EARNED	PRIOR YEAR VOIDED CHECKS	TUITION	REIMBURSEMENT			TOTAL
				OF PRIOR YEAR COSTS	REIMBURSEMENTS	MISCELLANEOUS	
2016	\$ 24,526.68	\$	88,769.02	\$	179,984.33	\$	956,142.29
2015	28,000.85		208,588.49			520,990.61	757,579.95
2014	28,242.05	1,968.00	297,145.32	363,116.89		513,755.25	1,204,227.51
2013	76,626.67	442.00	461,908.84	144,506.80		508,385.89	1,191,870.20
2012	97,451.54	2,844.35	199,329.55	172,564.29		631,826.16	1,104,015.89
2011	92,927.12	6,125.08	86,102.86	134,175.10		343,467.60	662,797.76
2010	89,798.46		213,566.16	267,322.89		471,768.88	1,042,456.39
2009	143,502.13	859.00	2,161.80	291,076.54	1,855,394.00	349,184.55	2,642,178.02
2008	330,495.42	9,050.29	8,027.00	235,924.55	1,029,702.00	407,430.40	2,020,629.66
2007	426,223.40	396.34	28,856.80	561,410.61		62,745.22	1,079,632.37

Source: District Records

TOWNSHIP OF JACKSON SCHOOL DISTRICT
ASSESSED VALUE AND ACTUAL VALUE OF TAXABLE PROPERTY
UNAUDITED

Calendar Year Ended June 30,	Vacant Land	Residential	Farm Req.	Commercial	Industrial	Apartment	Total Assessed Value	Public Utilities (a)	Net Valuation Taxable	Est. Actual (County Equalized Value)	Total Direct School Tax Rate (b)
2015	\$167,254,100.00	\$5,768,918,720.00	\$24,710,800.00	\$570,689,000.00	\$44,202,500.00	\$85,155,000.00	\$6,660,930,120.00	\$8,244,360.00	\$6,669,174,480.00	\$6,691,228,327.00	1.269
2014	172,257,600.00	5,759,476,120.00	25,598,200.00	552,672,700.00	44,536,900.00	84,670,800.00	6,639,212,320.00	8,759,488.00	6,647,971,808.00	6,543,417,283.00	1.233
2013	177,539,100.00	5,758,469,920.00	25,466,100.00	561,902,600.00	45,329,600.00	84,381,800.00	6,653,089,120.00	9,274,100.00	6,662,363,220.00	6,492,632,689.00	1.192
2012	195,594,400.00	5,789,559,620.00	26,609,600.00	559,779,044.00	45,508,400.00	82,853,600.00	6,699,904,664.00	10,721,673.00	6,710,626,337.00	6,687,258,458.00	1.163
2011	212,538,700.00	5,804,842,020.00	24,196,300.00	557,092,044.00	46,031,800.00	91,186,000.00	6,735,886,864.00	10,937,630.00	6,746,824,494.00	6,811,429,164.00	1.166
2010	241,510,500.00	5,770,609,820.00	24,137,200.00	573,497,800.00	46,269,500.00	91,186,000.00	6,747,210,820.00	12,584,359.00	6,759,795,179.00	6,926,418,584.00	1.089
2009	252,278,800.00	5,755,588,400.00	24,917,400.00	576,757,400.00	46,277,000.00	95,228,200.00	6,751,047,200.00	13,105,657.00	6,764,152,857.00	7,124,711,261.00	1.034
2008	81,777,650.00	2,575,062,100.00	11,872,400.00	260,972,200.00	17,831,100.00	30,428,100.00	2,977,943,550.00	4,858,081.00	2,982,801,631.00	7,459,572,861.00	2.310
2007	94,868,650.00	2,550,024,600.00	12,322,800.00	252,420,010.00	18,118,100.00	30,853,100.00	2,958,607,260.00	4,862,021.00	2,963,469,281.00	7,063,164,759.00	2.278
2006	106,428,550.00	2,404,800,500.00	13,169,700.00	249,459,500.00	18,171,200.00	30,853,100.00	2,822,880,550.00	5,215,094.00	2,828,095,644.00	6,032,656,183.00	2.232

Source: District records Tax list summary & Municipal Tax Assessor

Note: Real property is required to be assessed at some percentage of true value (fair or market value) established by each county board of taxation.

Reassessment occurs when ordered by the County Board of Taxation

(a): Taxable Value of Machinery, Implements and Equipment of Telephone, Telegraph and Messenger System Companies

(b): Tax rates are per \$100

TOWNSHIP OF JACKSON SCHOOL DISTRICT
DIRECT AND OVERLAPPING PROPERTY TAX RATES
UNAUDITED

Fiscal Year Ended June 30,	Township of Jackson Board of Education			Overlapping Rates		Total Direct and Overlapping Tax Rate
	Basic Rate (a)	General Obligation Debt Service (b)	Total Direct School Tax Rate	Township of Jackson	Ocean County	
2015	\$1.148	\$0.121	\$1.269	\$0.474	\$0.411	\$2.154
2014	1.126	0.107	1.233	0.468	0.396	2.097
2013	1.097	0.095	1.192	0.458	0.390	2.040
2012	1.069	0.094	1.163	0.441	0.364	1.968
2011	1.059	0.107	1.166	0.432	0.349	1.947
2010	0.987	0.101	1.088	0.398	0.343	1.829
2009*	0.945	0.089	1.034	0.392	0.344	1.770
2008	2.104	0.206	2.310	0.824	0.770	3.904
2007	2.067	0.211	2.278	0.824	0.741	3.843
2006	2.004	0.228	2.232	0.824	0.718	3.774

* - Revaluation

Source: District Records and Municipal Tax Collector
(Rates are per \$100 of assessed value)

NJSA 18A:7F-5d limits the amount that the district can submit for a general fund tax levy. The levy when added to other components of the district's net budget may not exceed the prebudget year net budget by more than the spending growth limitation calculated as follows: the prebudget year net budget increased by the cost of living or 2.5 percent, whichever is greater, plus any spending growth adjustments.

(a) The district's basic tax rate is calculated from the A4F form which is submitted with the budget and the net valuation taxable

(b) Rates for debt service are based on each year's requirements.

TOWNSHIP OF JACKSON SCHOOL DISTRICT
PRINCIPAL PROPERTY TAX PAYERS - CURRENT YEAR AND NINE YEARS AGO
UNAUDITED

	2016			2007		
	Taxable Assessed Value	Rank [Optional]	% of Total District Net Assessed Value	Taxable Assessed Value	Rank [Optional]	% of Total District Net Assessed Value
Six Flags Theme Park, Inc.	\$111,805,800.00	1	1.676%	N/A		
CPG Partners LP	77,016,800.00	2	1.155%	N/A		
Healthcare Reit Inc.	27,431,000.00	3	0.411%	N/A		
Jackson Plaza Associates	20,220,800.00	4	0.303%	N/A		
Centro NP LLC	16,500,000.00	5	0.247%	N/A		
Meridian Health Realty Corp	15,605,100.00	6	0.234%	N/A		
Cardinale & Jackson Crossing	12,576,200.00	7	0.189%	N/A		
Bartley Associates, LLC	12,475,500.00	8	0.187%	N/A		
Clayton Sand Company	11,181,900.00	9	0.168%	N/A		
S/K Jackson Green Assoc. LLC	12,000,000.00	10	0.180%	N/A		
Total	\$316,813,100.00		4.750%	\$0.00		0.000%

Source: Municipal Tax Assessor

TOWNSHIP OF JACKSON SCHOOL DISTRICT
PROPERTY TAX LEVIES AND COLLECTIONS
UNAUDITED

<u>Fiscal Year</u> <u>Ended</u> <u>June 30,</u>	<u>Taxes Levied</u> <u>for the</u> <u>Fiscal Year</u>	<u>Collected within the Fiscal Year of the Levy (a)</u>		<u>Collections in</u> <u>Subsequent Years</u>
		<u>Amount</u>	<u>Percentage</u> <u>of Levy</u>	
2016	\$85,922,857.00	\$85,922,857.00	100.00%	0.00
2015	83,422,645.00	83,422,645.00	100.00%	0.00
2014	80,493,898.00	80,493,898.00	100.00%	0.00
2013	78,410,008.00	78,410,008.00	100.00%	0.00
2012	78,410,008.00	78,410,008.00	100.00%	0.00
2011	77,859,969.00	77,859,969.00	100.00%	0.00
2010	70,968,038.00	70,968,038.00	100.00%	0.00
2009	68,883,818.00	68,883,818.00	100.00%	0.00
2008	68,892,289.00	68,892,289.00	100.00%	0.00
2007	66,156,083.00	66,156,083.00	100.00%	0.00

Source: District records including the Certificate and Report of School Taxes (A4F form)

Note: School taxes are collected by the Municipal Tax Collector. Under New Jersey State Statute, a municipality is required to remit to the school district the entire property tax balance, in is the amount voted upon or certified prior to the end of the school year.

TOWNSHIP OF JACKSON SCHOOL DISTRICT
RATIOS OF OUTSTANDING DEBT BY TYPE
UNAUDITED

Fiscal Year Ended <u>June 30,</u>	<u>Governmental Activities</u>			Percentage of Personal <u>Income (a)</u>	<u>Per Capita (a)</u>
	<u>General Obligation Bonds (b)</u>	<u>Capital Leases</u>	<u>Total District</u>		
2016	\$76,235,000.00	\$2,623,039.58	\$78,858,039.58	N/A	N/A
2015	82,065,000.00	3,628,345.12	85,693,345.12	N/A	\$1,640.03
2014	87,236,000.00	3,211,198.37	90,447,198.37	0.490%	1,602.28
2013	91,391,000.00	3,248,796.40	94,639,796.40	0.046%	1,838.67
2012	94,831,000.00	2,822,422.05	97,653,422.05	0.044%	1,755.85
2011	99,390,000.00	2,485,996.37	101,875,996.37	0.037%	1,847.96
2010	103,745,000.00	1,359,466.18	105,104,466.18	0.038%	1,912.24
2009	107,640,000.00	1,351,992.94	108,991,992.94	0.029%	2,049.07
2008	111,570,000.00	2,277,588.69	113,847,588.69	0.029%	2,164.94
2007	115,090,000.00	3,042,836.05	118,132,836.05	0.028%	2,246.85

Source: District CAFR Schedules I-1, I-2

Note: Details regarding the district's outstanding debt can be found in the notes to the financial statements.

(a) See Exhibit NJ J-14 for personal income and population data. These ratios are calculated using personal income and population for the prior calendar year.

(b) Includes Early Retirement Incentive Plan (ERIP) refunding

N/A - Not available

TOWNSHIP OF JACKSON SCHOOL DISTRICT
RATIOS OF NET BONDED DEBT OUTSTANDING
UNAUDITED

Fiscal Year Ended <u>June 30,</u>	General Bonded Debt Outstanding			Percentage of Actual Taxable Value (a) of <u>Property</u>	<u>Per Capita (b)</u>
	<u>General Obligation Bonds</u>	<u>Deductions</u>	<u>Net General Bonded Debt Outstanding</u>		
2016	\$76,235,000.00	\$0.00	\$76,235,000.00	N/A	N/A
2015	82,065,000.00	655,000.00	81,410,000.00	1.221%	\$1,558.06
2014	87,236,000.00	1,275,000.00	85,961,000.00	1.293%	1,522.81
2013	91,391,000.00	1,865,000.00	89,526,000.00	1.344%	1,739.31
2012	94,831,000.00	2,425,000.00	92,406,000.00	1.377%	1,661.50
2011	99,390,000.00	2,955,000.00	96,435,000.00	1.429%	1,749.26
2010	103,745,000.00	3,465,000.00	100,280,000.00	1.483%	1,824.47
2009	107,640,000.00	3,950,000.00	103,690,000.00	1.533%	1,949.39
2008	111,570,000.00	4,415,000.00	107,155,000.00	3.592%	2,037.67
2007	115,090,000.00	4,865,000.00	110,225,000.00	3.719%	2,096.45

Note: Details regarding the district's outstanding debt can be found in the notes to the financial statements.

(a) See Exhibit J-6 for property tax data.

(b) Population data can be found in Exhibit J-14.

TOWNSHIP OF JACKSON SCHOOL DISTRICT
DIRECT AND OVERLAPPING GOVERNMENTAL ACTIVITIES DEBT
AS OF DECEMBER 31, 2015
UNAUDITED

<u>Governmental Unit</u>	<u>Gross Debt Outstanding</u>	<u>Estimated Percentage Applicable (a)</u>	<u>Estimated Share of Overlapping Debt</u>
Debt repaid with property taxes			
Jackson Township	\$35,309,326.70	100.00%	\$35,309,326.70
Other debt			
Ocean County	932,810,000.00	7.11%	66,336,158.54
Ocean County Utilities Authority	154,190,632.00	4.16%	<u>6,421,639.26</u>
Subtotal, overlapping debt			108,067,124.50
Jackson School District Direct Debt			<u>82,065,973.00</u>
Total direct and overlapping debt			<u><u>\$190,133,097.50</u></u>

Source: Township of Jackson Chief Financial Officer, Ocean County Treasurer's Office and Ocean County Utilities Authority.

(a) For debt repaid with property taxes, the percentage of overlapping debt applicable is estimated using taxable assessed property values. Applicable percentages were estimated by determining the portion of another governmental unit's taxable value that is within the district's boundaries and dividing it by each unit's total taxable value.

TOWNSHIP OF JACKSON SCHOOL DISTRICT
LEGAL DEBT MARGIN INFORMATION
UNAUDITED

Legal Debt Margin Calculation for Fiscal 2015:

Equalized Valuation Basis

Calendar Year	
2015	\$6,682,983,967.00
2014	6,534,657,795.00
2013	6,483,358,589.00
	<u>\$19,701,000,351.00</u>
Average Equalized Valuation of Taxable Property	\$6,567,000,117.00
Debt Limit (4% of average equalization value)	262,680,004.68
Total Net Debt Applicable to Limit	82,065,973.00
Legal Debt Margin	<u>\$180,614,031.68</u>

	Fiscal Year Ending June 30,								
	<u>2016</u>	<u>2015</u>	<u>2014</u>	<u>2013</u>	<u>2012</u>	<u>2011</u>	<u>2010</u>	<u>2009</u>	<u>2008</u>
Debt Limit	\$262,680,004.68	\$262,594,042.25	\$266,138,492.11	\$271,878,167.25	\$277,679,084.84	\$286,494,498.81	\$292,954,945.37	\$287,834,222.09	\$263,862,657.40
Total Net Debt Applicable To Limit	82,065,973.00	87,236,973.00	91,391,973.00	91,391,000.00	94,831,000.00	99,390,000.00	103,745,000.00	107,640,000.00	111,570,000.00
Legal Debt Margin	<u>\$180,614,031.68</u>	<u>\$175,357,069.25</u>	<u>\$174,746,519.11</u>	<u>\$180,487,167.25</u>	<u>\$182,848,084.84</u>	<u>\$187,104,498.81</u>	<u>\$189,209,945.37</u>	<u>\$180,194,222.09</u>	<u>\$152,292,657.40</u>
Total Net Debt Applicable to the Limit as a % of Debt Limit	31.24%	33.22%	34.34%	33.61%	34.15%	34.69%	35.41%	37.40%	42.28%

Source: Equalized valuation bases were obtained from the Annual Report of the State of New Jersey, Department of Treasury, Division of Taxation (a) Limit set by N.J.S.A. 18A:24-19 for a K through 12 district; other % limits would be applicable for other district types.

TOWNSHIP OF JACKSON SCHOOL DISTRICT
DEMOGRAPHIC AND ECONOMIC STATISTICS
UNAUDITED

<u>Year</u>	<u>Population (a)</u>	<u>Personal Income (b)</u>	<u>Per Capita Personal Income (c)</u>	<u>Unemployment Rate (d)</u>
2015	52,251	N/A	N/A	5.50%
2014	56,449	\$2,505,263,069.00	\$44,381.00	6.70%
2013	51,472	2,224,311,008.00	43,214.00	7.80%
2012	55,616	2,402,611,200.00	43,200.00	9.20%
2011	55,129	2,245,073,396.00	40,724.00	9.00%
2010	54,964	2,214,554,524.00	40,291.00	9.30%
2009	53,191	1,707,377,909.00	32,099.00	9.20%
2008	52,587	1,711,549,089.00	32,547.00	5.40%
2007	52,577	1,735,514,193.00	33,009.00	4.00%
2006	52,192	1,750,363,104.00	33,537.00	4.40%

Source:

- (a) Population information provided by the NJ Dept. of Labor and Workforce Development.
- (b) Personal income has been estimated based upon the municipal population and per capita personal income presented.
- (c) Per capita personal income by municipality estimated based upon the 2001 Census published by the US Bureau of Economic Analysis.
- (d) Unemployment data provided by the NJ Dept. of Labor and Workforce Development.

TOWNSHIP OF JACKSON SCHOOL DISTRICT
PRINCIPAL EMPLOYERS - CURRENT YEAR AND NINE YEARS AGO
UNAUDITED

<u>Employer</u>	2016		2006	
	<u># of Employees</u>	<u>Rank (Optional)</u>	<u>Percentage of Total Employment</u>	<u># of Employees</u>
Six Flags Great Adventure Theme Park	4,100		13.86%	N/A
Jackson Township Board of Education	1,465		4.95%	N/A
	<u>5,565</u>		<u>18.81%</u>	<u>0</u>
				<u>Percentage of Total Employment</u>
				<u>0.00%</u>

Source: District Records

TOWNSHIP OF JACKSON SCHOOL DISTRICT
 FULL-TIME EQUIVALENT DISTRICT EMPLOYEES BY FUNCTION/PROGRAM
 UNAUDITED

Function/Program	<u>2016</u>	<u>2015</u>	<u>2014</u>	<u>2013</u>	<u>2012</u>	<u>2011</u>	<u>2010</u>
Instruction:							
Regular	490	491	499	499	498	499	625
Special education	302	294	282	284	293	252	308
Support Services:							
Student and instruction related services	181	185	185	184	177	208	140
General administrative services	4	3	3	4	4	4	4
School administrative services	63	63	63	63	65	64	75
Plant operations and maintenance	176	169	169	169	168	167	125
Pupil transportation	157	162	158	158	161	161	175
Central services	18	18	18	18	18	17	21
Administration information technology	8	8	8	8	8	8	7
Special Schools	62	62	61	58	60	59	67
Food Service	4	4	4	4	3	3	3
Child Care							
Total	1,465	1,459	1,450	1,449	1,455	1,442	1,550

Source: District Personnel Records

TOWNSHIP OF JACKSON SCHOOL DISTRICT
OPERATING STATISTICS
UNAUDITED

Fiscal Year	Enrollment	Operating Expenditures (a)	Cost Per Pupil	% Change	Teaching Staff (b)	Teacher/Pupil Ratio			Average Daily Enrollment (c)	Average Daily Attendance (c)	% Change in Average Daily Enrollment	Student Attendance Percentage
						Elementary	Middle School	High School				
2016	8,660	\$141,840,950.41	\$16,378.86	3.53%	814	1:9	1:11	1:12	8,601	8,123	-1.22%	94.44%
2015	8,780	138,908,361.05	15,821.00	4.90%	806	1:10	1:11	1:12	8,707	8,201	-2.62%	94.19%
2014	9,015	135,969,263.58	15,082.56	2.47%	808	1:11	1:11	1:12	8,941	8,471	-2.27%	94.74%
2013	9,183	135,169,678.61	14,719.56	7.98%	816	1:11	1:11	1:12	9,149	8,653	-2.65%	94.58%
2012	9,478	129,205,166.85	13,632.11	2.57%	814	1:11	1:12	1:12	9,398	8,927	-1.07%	94.99%
2011	9,590	127,451,330.50	13,290.02	-0.47%	821	1:11	1:12	1:13	9,500	9,004	-0.99%	94.78%
2010	9,710	129,660,369.17	13,353.28	1.97%	842	1:12	1:12	1:13	9,595	9,087	-0.55%	94.71%
2009	9,748	127,656,503.42	13,095.66	1.19%	830	1:12	1:12	1:13	9,648	9,142	-1.08%	94.76%
2008	9,810	126,958,736.18	12,941.77	1.72%	822	1:12	1:12	1:13	9,753	9,238	1.06%	94.72%
2007	9,861	125,460,875.29	12,722.94	10.93%	810	1:13	1:11	1:14	9,651	9,137	0.44%	94.67%

Sources: District records

Note: Enrollment based on annual October district count.

(a) Operating expenditures equal total expenditures less debt service and capital outlay.

(b) Teaching staff includes only full-time equivalents of certificated staff.

(c) Average daily enrollment and average daily attendance are obtained from the School Register Summary (SRS).

N/A - Not Available

TOWNSHIP OF JACKSON SCHOOL DISTRICT
SCHOOL BUILDING INFORMATION
UNAUDITED

	2016	2015	2014	2013	2012	2011	2010
District Buildings							
Elementary School(s):							
Elms Elementary School (2003)	130,000	130,000	130,000	130,000	130,000	130,000	130,000
Square Feet	808	808	808	808	808	808	808
Capacity (students)	645	680	673	697	758	792	835
Enrollment							
Crawford Rodriguez Elementary School (2001)	107,400	107,400	107,400	107,400	107,400	107,400	107,400
Square Feet	742	742	742	742	742	742	742
Capacity (students)	733	783	830	800	785	804	803
Enrollment							
Switlik Elementary School (1948)	62,750	62,750	62,750	62,750	62,750	62,750	62,750
Square Feet	475	475	475	475	475	475	475
Capacity (students)	828	806	802	851	871	867	893
Enrollment							
Holman Elementary School (1970)	62,280	62,280	62,280	62,280	62,280	62,280	62,280
Square Feet	462	462	462	462	462	462	462
Capacity (students)	630	653	635	656	691	661	669
Enrollment							
Johnson Elementary School (1970)	47,490	47,490	47,490	47,490	47,490	47,490	47,490
Square Feet	352	352	352	352	352	352	352
Capacity (students)	461	479	547	587	608	601	626
Enrollment							
Middle School(s):							
Rosenauer Middle School (1962)	34,128	34,128	34,128	34,128	34,128	34,128	34,128
Square Feet	252	252	252	252	252	252	252
Capacity (students)	315	303	315	308	335	355	334
Enrollment							
McAuliffe Middle School (1993)	130,000	130,000	130,000	130,000	130,000	130,000	130,000
Square Feet	886	886	886	886	886	886	886
Capacity (students)	906	902	957	993	1,027	1,036	1,022
Enrollment							
Goetz Middle School (1973)	130,000	130,000	130,000	130,000	130,000	130,000	130,000
Square Feet	886	886	886	886	886	886	886
Capacity (students)	1,193	1,212	1,209	1,207	1,280	1,339	1,365
Enrollment							
High School(s):							
Jackson Memorial High School	375,000	375,000	375,000	375,000	375,000	375,000	375,000
Square Feet	1,980	1,980	1,980	1,980	1,980	1,980	1,980
Capacity (students)	1,560	1,592	1,635	1,690	1,715	1,700	1,689
Enrollment							
Jackson Liberty High School	295,000	295,000	295,000	295,000	295,000	295,000	295,000
Square Feet	1,900	1,900	1,900	1,900	1,900	1,900	1,900
Capacity (students)	1,320	1,298	1,342	1,306	1,324	1,344	1,343
Enrollment							

Number of Schools at June 30, 2016

Elementary = 6

Middle School = 2

High School = 2

Source: District records

Note: Year of original construction is shown in parentheses. Increases in square footage and capacity are the result of additions. Enrollment is based on the annual October district count.

TOWNSHIP OF JACKSON SCHOOL DISTRICT
 SCHEDULE OF REQUIRED MAINTENANCE
 UNAUDITED

Undistributed expenditures - Required maintenance for school facilities - 11-000-261-XXX

School Facilities * Project #(s)	Total	Liberty High School	Jackson Memorial High School	Rosenauer	Johnson	Holman	McAuliffe	Switlik	Elms	Goetz	Crawford/Rodriguez	Other Facilities
2016	\$1,297,893.00	\$247,385.00	\$222,146.00	\$30,322.00	\$44,168.00	\$51,205.00	\$161,554.00	\$69,775.00	\$137,828.00	\$168,424.00	\$154,839.00	\$10,247.00
2015	1,482,204.00	208,946.00	219,262.00	362,862.00	34,893.00	44,159.00	148,862.00	54,573.00	125,487.00	119,934.00	155,106.00	8,120.00
2014	1,607,792.00	223,155.00	630,008.00	58,646.00	41,823.00	63,186.00	130,204.00	61,588.00	138,397.00	121,345.00	130,035.00	9,405.00
2013	1,750,158.00	238,802.00	236,387.00	29,613.00	34,057.00	630,853.00	135,328.00	48,217.00	126,533.00	130,572.00	130,200.00	9,596.00
2012	1,349,484.00	255,361.00	236,081.00	27,452.00	297,548.00	47,789.00	117,153.00	48,060.00	116,626.00	124,940.00	69,146.00	9,328.00
2011	1,150,829.00	229,639.00	252,650.00	29,560.00	74,791.00	50,236.00	134,055.00	39,501.00	123,794.00	121,829.00	85,435.00	9,339.00
2010	1,209,567.57	149,523.09	125,741.91	128,569.23	40,868.42	43,121.44	28,543.81	43,286.65	76,084.22	61,685.90	86,799.36	425,343.54
2009	1,179,140.39	129,307.35	126,959.78	48,078.73	58,197.84	60,519.79	60,282.45	63,417.67	74,890.62	63,072.40	65,140.45	429,273.31
2008	1,161,427.54	235,547.45	268,972.32	29,988.85	38,059.90	49,994.41	117,496.31	95,116.89	86,775.54	140,169.93	88,731.40	10,574.53
2007	1,064,283.00	137,217.00	223,489.00	34,577.00	58,862.00	46,601.00	121,846.00	111,678.00	105,552.00	128,803.00	89,772.00	5,886.00
Total School Facilities	\$13,252,778.50	\$2,054,882.89	\$2,541,697.01	\$779,668.81	\$723,268.16	\$1,087,664.64	\$1,155,324.57	\$635,213.21	\$1,111,967.38	\$1,180,775.23	\$1,055,204.21	\$927,112.38

* - School facilities as defined under EFCFA.
 (N.J.A.C. 6A:26-1.2 and N.J.A.C. 6A:26A-1.3)

Source: District records

JACKSON TOWNSHIP SCHOOL DISTRICT
INSURANCE SCHEDULE
UNAUDITED

	<u>COVERAGE</u>	<u>DEDUCTIBLE</u>
Property:		
Special Multi Peril Package: Selective Insurance Co./ACCASBOJIF		
Blanket Buildings & Contents, EDP Equipment, Data, Media & Extra Expense Musical Instruments & Contractor Equip.	\$150,000,000	\$500
Blanket Business Income & Extra Expense	Within Blanket Limit	500
Blanket Valuable Papers	Within Blanket Limit	500
Demolition Costs	Within Blanket Limit	500
Increased Cost of Construction	Within Blanket Limit	500
Class Coverage	Within Blanket Limit	500
Earthquake	75,000,000	125,000
Flood:		
Outside the Flood Zone	50,000,000	25,000
Inside the Flood Zone	5,000,000	500,000
General Liability - Selective Insurance Co./ACCASBOJIF		
General Aggregate Limit	10,000,000	
Products & Completed Operations Aggregate Limit	10,000,000	
Per Occurrence Limit	10,000,000	
Personal & Advertising Injury Limit	10,000,000	
Fire Legal Liability Limit	2,500,000	
Medical Payments Limit	500,000	
Employee Benefit Liability	10,000,000	
Boiler & Machinery - Travelers Insurance		
Property Damage up to Limits of Blanket Buildings/Contents	100,000,000	1,000
Expediting Expenses	250,000	
	12 Consecutive months	1,000
Ammonia Contamination	500,000	1,000
Water Damage	Within Blanket Limit	1,000
Hazardous Substance / Pollution Cleanup	250,000	1,000
Crime Insurance - Selective Insurance Co.		
Employee Dishonesty	500,000 Per Occurrence	500
Faithful Performance	500,000	500
Forgery or alteration	500,000	500
Money & Securities:		
Loss Inside	500,000	500
Loss Outside	500,000	500
Counterfeit Papers	500,000	500
Commercial Automobile Insurance -		
Carrier: Selective Insurance Co./ACCASBOJIF		
Comprehensive Liability	10,000,000	
School Board Legal Liability - Carrier ACE USA/ACCASBOJIF		
Limit of Liability	10,000,000 (Each Claim)	
Aggregate Limit	10,000,000 (Each Policy Year)	
Self Insured Retention Limit		none
Student Accident: 2 policies (Basic & Catastrophe Plan)		

JACKSON TOWNSHIP SCHOOL DISTRICT
INSURANCE SCHEDULE
6/30/2016
UNAUDITED

	<u>COVERAGE</u>	<u>DEDUCTIBLE</u>
Carrier: XL Catlin Insurance Co. through Bob McCloskey Agency		
Basic Disability Plan for all students including interscholastic athletes:	\$25,000	
Accidental Death Benefit limit	10,000	
80% coinsurance, \$1000 deductible		
Full Excess plan, 2 year benefit period		
Catastrophe Plan for all students including interscholastic athletes:		
Excess Disability limit over basic plan- Max Medical Expense Benefit	5,000,000	
Accidental Death Benefit limit	10,000	
10 year benefit period		
Board Secretary / Business Administrator		
Carrier: Travelers Insurance Co	250,000	
Treasurer of School Funds		
Carrier: Travelers Insurance Co.	750,000	
Workers Compensation		
Limit of Liability	Statutory	
Employers Liability/Occupational Injury	10,000,000 per occurrence	
Deductible		none
Pollution & Microbial Matter Legal Liability-Carrier ACE USA		
Pollution Legal Liability Limit of Liability	3,000,000 per pollution condition	
Microbial Matter Legal Liability Limit of Liability	1,000,000 per pollution condition	
Policy annual aggregate	2,000,000	
Pollution Legal Liability Deductible		\$25,000
Microbial Legal Liability Deductible		50,000

THIS PAGE INTENTIONALLY LEFT BLANK

SINGLE AUDIT SECTION



SUPLEE, CLOONEY & COMPANY

CERTIFIED PUBLIC ACCOUNTANTS

308 East Broad Street, Westfield, New Jersey 07090-2122

Telephone 908-789-9300

Fax 908-789-8535

E-mail info@scnco.com

**INDEPENDENT AUDITOR'S REPORT ON INTERNAL CONTROL
OVER FINANCIAL REPORTING AND ON COMPLIANCE AND
OTHER MATTERS BASED ON AN AUDIT OF BASIC FINANCIAL
STATEMENTS PERFORMED IN ACCORDANCE WITH
GOVERNMENT AUDITING STANDARDS**

Honorable President and Members
of the Board of Education
Jackson School District
County of Ocean
Jackson, New Jersey 08527

We have audited, in accordance with the auditing standards generally accepted in the United States of America, and the standards applicable to financial audits contained in *Government Auditing Standards* issued by the Comptroller General of the United States, the financial statements of Jackson School District (the "District") as of and for the year ended June 30, 2016, and the related notes to the financial statements, which collectively comprise the District's financial statements, and have issued our report thereon dated November 18, 2016.

Internal Control Over Financial Reporting

In planning and performing our audit of the financial statements, we considered the District's control over financial reporting (internal control) to determine the audit procedures that are appropriate in the circumstances for the purpose of expressing our opinions on the financial statements but not for the purpose of expressing an opinion on the effectiveness of the District's internal control. Accordingly, we do not express an opinion on the effectiveness of the Jackson School District's internal control.

A *deficiency in internal control* exists when the design or operation of a control does not allow management or employees, in the normal course of performing their assigned functions, to prevent, or detect and correct, misstatements on a timely basis. A *material weakness* is a deficiency, or a combination of deficiencies, in internal control, such that there is a reasonable possibility that a material misstatement of the District's financial statements will not be prevented, or detected and corrected on a timely basis. A *significant deficiency* is a deficiency, or a combination of deficiencies, in internal control that is less severe than a material weakness, yet important enough to merit attention by those charged with governance.

SUPLEE, CLOONEY & COMPANY

Our consideration of internal control was for the limited purpose described in the first paragraph of this section and was not designed to identify all deficiencies in internal control that might be material weaknesses or significant deficiencies. Given these limitations, during our audit we did not identify any deficiencies in internal control that we consider to be material weaknesses. However, material weaknesses may exist that have not been identified.


Compliance and Other Matters

As part of obtaining reasonable assurance about whether the District's financial statements are free from material misstatement, we performed tests of its compliance with certain provisions of laws, regulations, contracts, and grant agreements, noncompliance with which could have a direct and material effect on the determination of financial statement amounts. However, providing an opinion on compliance with those provisions was not an objective of our audit, and accordingly, we do not express such an opinion. The results of our tests disclosed no instances of noncompliance or other matters that are required to be reported under *Government Auditing Standards*. However we did note an immaterial instance of noncompliance that we have reported to the Board of Education of the Jackson School District in a separate Auditor's Management Report on Administrative Findings – Financial and Compliance dated November 18, 2016.

Purpose of This Report

The purpose of this report is solely to describe the scope of our testing of internal control and compliance and the results of that testing, and not to provide an opinion on the effectiveness of the District's internal control or on compliance. This report is an integral part of an audit performed in accordance with *Government Auditing Standards* in considering the District's internal control and compliance. Accordingly, this communication is not suitable for any other purpose.


CERTIFIED PUBLIC ACCOUNTANTS


PUBLIC SCHOOL ACCOUNTANT NO. 962

November 18, 2016



SUPLEE, CLOONEY & COMPANY

CERTIFIED PUBLIC ACCOUNTANTS

308 East Broad Street, Westfield, New Jersey 07090-2122

Telephone 908-789-9300

Fax 908-789-8535

E-mail info@scnco.com

**INDEPENDENT AUDITOR'S REPORT ON COMPLIANCE
WITH REQUIREMENTS APPLICABLE TO EACH MAJOR FEDERAL
AND STATE FINANCIAL ASSISTANCE PROGRAMS AND ON
INTERNAL CONTROL OVER COMPLIANCE IN ACCORDANCE
WITH THE UNIFORM GUIDANCE AND NEW JERSEY OMB CIRCULAR 15-08**

Honorable President and Members
of the Board of Education
Jackson School District
County of Ocean
Jackson, New Jersey 08527

Report on Compliance for Each Major Federal and State Program

We have audited the Jackson School District's compliance with the types of compliance requirements described in the *OMB Compliance Supplement* and the New Jersey *OMB State Grant Compliance Supplement* that could have a direct and material effect on each of the Jackson School District's major federal and state programs for the year ended June 30, 2016. The District's major federal and state programs are identified in the summary of auditor's results section of the accompanying schedule of findings and questioned costs.

Management's Responsibility

Management is responsible for compliance with the requirements of laws, regulations, contracts, and grants applicable to its federal and state programs.

Auditor's Responsibility

Our responsibility is to express an opinion on compliance for each of the Jackson School District's major federal and state programs based on our audit of the types of compliance requirements referred to above. We conducted our audit of compliance in accordance with auditing standards generally accepted in the United States of America; the standards applicable to financial audits contained in *Government Auditing Standards*, issued by the Comptroller General of the United States; and the audit requirements of Title 2 U.S. Code of Federal Regulations Part 200, Uniform Administrative Requirements, Cost Principles, and Audit Requirements for Federal Awards (Uniform Guidance) and New Jersey *OMB 15-08*. Those standards, the Uniform Guidance and New Jersey *OMB 15-08* require that we plan and perform the audit to obtain reasonable assurance about whether noncompliance with the types of compliance requirements referred to above that could have a direct and material effect on a major federal or state program occurred. An audit includes examining, on a test basis, evidence about the Jackson School District's compliance with those requirements and performing such other procedures as we considered necessary in the circumstances.

We believe that our audit provides a reasonable basis for our opinion on compliance for each major federal and state program. However, our audit does not provide a legal determination of the Jackson School District's compliance.

Opinion on Each Major Federal and State Program

In our opinion, the Jackson School District complied, in all material respects, with the types of compliance requirements referred to above that could have a direct and material effect on each of its major federal and state programs for the year ended June 30, 2016.

Report on Internal Control Over Compliance

Management of the Jackson School District is responsible for establishing and maintaining effective internal control over compliance with the types of compliance requirements referred to above. In planning and performing our audit of compliance, we considered Jackson School District's internal control over compliance with the types of requirements that could have a direct and material effect on each major federal and state program to determine the auditing procedures that are appropriate in the circumstances for the purpose of expressing an opinion on compliance for each major federal program and to test and report on internal control over compliance in accordance with *the Uniform Guidance* and New Jersey OMB 15-08, but not for the purpose of expressing an opinion on the effectiveness of internal control over compliance. Accordingly, we do not express an opinion on the effectiveness of the Jackson School District's internal control over compliance.

A *deficiency in internal control over compliance* exists when the design or operation of a control over compliance does not allow management or employees, in the normal course of performing their assigned functions, to prevent, or detect and correct, noncompliance with a type of compliance requirement of a federal or state program on a timely basis. A *material weakness in internal control over compliance* is a deficiency, or combination of deficiencies, in internal control over compliance, such that there is a reasonable possibility that material noncompliance with a type of compliance requirement of a federal program will not be prevented, or detected and corrected, on a timely basis. A *significant deficiency in internal control over compliance* is a deficiency, or a combination of deficiencies, in internal control over compliance with a type of compliance requirement of a federal or state program that is less severe than a material weakness in internal control over compliance, yet important enough to merit attention by those charged with governance.

Our consideration of internal control over compliance was for the limited purpose described in the first paragraph of this section and was not designed to identify all deficiencies in internal control over compliance that might be material weaknesses or significant deficiencies. We did not identify any deficiencies in internal control over compliance that we consider to be material weaknesses. However, material weaknesses may exist that have not been identified.

The purpose of this report on internal control over compliance is solely to describe the scope of our testing of internal control over compliance and the results of that testing based on the requirements of the Uniform Guidance and State of New Jersey OMB 15-08. Accordingly, this report is not suitable for any other purpose.


CERTIFIED PUBLIC ACCOUNTANTS


PUBLIC SCHOOL ACCOUNTANT NO. 962

November 18, 2016

JACKSON TOWNSHIP SCHOOL DISTRICT
SCHEDULE OF EXPENDITURES OF FEDERAL AWARDS
FOR THE FISCAL YEARS ENDED JUNE 30, 2016

FEDERAL CFDA NUMBER	FEDERAL AWARD IDENTIFICATION NUMBER	GRANT OR STATE PROJECT NUMBER	GRANT PERIOD FROM TO	AWARD AMOUNT	BALANCE AT JUNE 30, 2015	CASH RECEIVED	BUDGETARY EXPENDITURES	(ACCOUNTS RECEIVABLE)	BALANCE JUNE 30, 2016 UNEARNED REVENUE	DUE GRANTOR
93.778	1609NJ5MAP	N/A	7/1/2014 6/30/2015	\$ 207,389.28	\$	179,013.05	(207,389.28)	(28,376.23)	\$	\$
General Fund:										
U.S. Department of Education										
Passed-through State Department of Education:										
Medical Assistance Program (SEMI)										
Total General Fund										
Special Revenue Fund:										
U.S. Department of Education										
Passed-through State Department of Education:										
84.010	S010A150030	NCLB236016	7/1/15 6/30/16	622,765.00	(130,416.00)	564,438.00	(622,765.00)	(68,327.00)		
84.010	S010A150030	NCLB236016	9/1/14 6/30/15	530,656.00		130,416.00				
84.367	S367A150029	NCLB236016	7/1/15 6/30/16	161,784.00	(75,541.00)	75,541.00	(161,335.00)	(46,419.00)		
84.367	S367A150029	NCLB236016	9/1/14 6/30/15	164,820.00		20,006.00				
84.365	S365A150030	NCLB236016	7/1/15 6/30/16	23,539.00	(2,456.00)	2,456.00				
84.365	S365A150030	NCLB236016	9/1/14 6/30/15	23,539.00		5,659.00		(489.99)		
84.365a	S365A150030	NCLB236016	7/1/15 6/30/16	6,149.00		8,420.00		(28,555.00)		
84.048	V048A140030	N/A	7/1/15 6/30/16	36,975.00	(33,308.00)	33,308.00				
84.048	V048A140030	N/A	7/1/14 6/30/15	47,346.00						
I.D.E.A. Part B Special Education Cluster:										
84.027	S027A151100	IDEA236016	7/1/15 6/30/16	2,079,776.00	(542,292.00)	1,921,353.00	(2,065,846.00)	(144,493.00)		
84.027	S027A151100	IDEA236016	9/1/14 8/31/15	2,032,695.78		542,292.00				
84.173	S173A150114	IDEA236016	7/1/15 6/30/16	66,645.00	(29,041.00)	61,220.00	(66,196.00)	(4,976.00)		
84.173	S173A150114	IDEA236016	9/1/14 8/31/15	63,816.00		29,041.00				
84.173	S173A150114	IDEA236016	9/1/13 8/31/14	64,602.00	(571,333.38)	2,553,906.00	(2,132,042.00)	(0.38)		
Total I.D.E.A. Part B Special Education Cluster										
Total U.S. Department of Education										
Total Special Revenue Fund										
Enterprise Fund:										
U.S. Department of Agriculture										
Passed-through State Department of Education:										
Child Nutrition Cluster:										
10.550	16161NJ304N1099	N/A	7/1/15 6/30/16	208,717.70		193,369.29	(175,531.95)	17,837.34		
10.550	16161NJ304N1099	N/A	7/1/14 6/30/15	215,103.74	33,185.75					
10.553	16161NJ304N1099	N/A	7/1/15 6/30/16	79,735.67	(7,382.28)	73,954.46	(79,735.67)	(5,781.21)		
10.553	16161NJ304N1099	N/A	7/1/14 6/30/15	80,525.85		7,382.28				
10.555	16161NJ304N1099	N/A	7/1/15 6/30/16	739,335.11	(53,247.32)	695,760.93	(739,335.11)	(43,574.18)		
10.555	16161NJ304N1099	N/A	7/1/14 6/30/15	715,622.60		53,247.32				
10.551	16161NJ304N1099	N/A	7/1/15 6/30/16	33,349.38	(2,406.54)	31,405.16	(33,348.38)	(1,943.22)		
10.551	16161NJ304N1099	N/A	7/1/14 6/30/15	33,075.90	(29,850.39)	1,057,525.98	(1,061,136.86)	(51,298.61)		
Total Enterprise Fund										
Total Federal Financial Assistance										
\$ (642,904.77) \$ 4,745,605.03 \$ (4,247,798.13) \$ (382,935.21) \$ 17,837.34 \$										

See accompanying notes to schedules of financial assistance.

JACKSON TOWNSHIP SCHOOL DISTRICT
SCHEDULE OF EXPENDITURES OF STATE FINANCIAL ASSISTANCE
FOR THE FISCAL YEAR ENDED JUNE 30, 2016

STATE GRANTOR/PROGRAM TITLE	GRANT OR STATE PROJECT NUMBER	GRANT PERIOD	BALANCE JUNE 30, 2015			CASH RECEIVED	BUDGETARY EXPENDITURES	ADJUSTMENTS/ REPAYMENT OF PRIOR YEARS BALANCES	BALANCE JUNE 30, 2016		BUDGETARY RECEIVABLE	MEMO CUMULATIVE TOTAL EXPENDITURES	
			AWARD AMOUNT	UNEARNED REVENUE (ACCT'S REC)	DUE TO GRANTOR				(ACCOUNTS RECEIVABLE)	UNEARNED REVENUE			DUE GRANTOR
State Department of Education													
General Funds:													
Equalization Aid	16-495-034-5120-078	7/1/15-6/30/16	\$42,102,240.00	\$	\$	37,949,533.00	\$	4,152,707.00	\$	\$	4,152,707.00	\$ 42,102,240.00	
Categorical Special Education Aid	16-495-034-5120-089	7/1/15-6/30/16	5,211,500.00			4,697,471.00		514,029.00			514,029.00	5,211,500.00	
Categorical Transportation Aid	16-495-034-5120-014	7/1/15-6/30/16	1,013,961.00			913,949.00		100,012.00			100,012.00	1,013,961.00	
Categorical Security Aid	16-495-034-5120-084	7/1/15-6/30/16	854,977.00			770,649.00		84,328.00			84,328.00	854,977.00	
Adjustment Aid	16-495-034-5120-085	7/1/15-6/30/16	195,598.00			176,307.00		19,291.00			19,291.00	195,598.00	
PARCC Readiness Aid	16-495-034-5120-088	7/1/15-6/30/16	86,430.00			77,906.00		8,524.00			8,524.00	86,430.00	
Per Pupil Growth Aid	16-495-034-5120-097	7/1/15-6/30/16	86,430.00			77,906.00		8,524.00			8,524.00	86,430.00	
Equalization Aid	15-495-034-5120-078	7/1/14-6/30/15	42,102,240.00			41,702,967.00		(41,702,967.00)				42,102,240.00	
Categorical Special Education Aid	15-495-034-5120-089	7/1/14-6/30/15	5,211,500.00			5,162,292.00		(49,208.00)				5,211,500.00	
Categorical Transportation Aid	15-495-034-5120-014	7/1/14-6/30/15	1,013,961.00			100,452.00		(913,509.00)				1,013,961.00	
Categorical Security Aid	15-495-034-5120-084	7/1/14-6/30/15	854,977.00			84,699.00		(810,278.00)				854,977.00	
Adjustment Aid	15-495-034-5120-085	7/1/14-6/30/15	195,598.00			19,376.00		(176,222.00)				195,598.00	
PARCC Readiness Aid	15-495-034-5120-088	7/1/14-6/30/15	86,430.00			8,562.00		(77,868.00)				86,430.00	
Per Pupil Growth Aid	15-495-034-5120-097	7/1/14-6/30/15	86,430.00			8,562.00		(77,868.00)				86,430.00	
State Aid Public Cluster						49,572,651.00		(49,561,136.00)			4,887,415.00	99,102,272.00	
Extraordinary Aid	16-495-034-5120-044	7/1/15-6/30/16	1,260,284.00			1,155,166.00		(1,105,116.00)				1,260,284.00	
Extraordinary Aid	15-495-034-5120-044	7/1/14-6/30/15	1,155,166.00			1,155,166.00						1,155,166.00	
Non-Public Transportation Aid	16-100-034-5120-068	7/1/14-6/30/16	56,497.00			51,904.00		(4,593.00)				56,497.00	
Non-Public Transportation Aid	15-100-034-5120-068	7/1/14-6/30/15	51,904.00			51,904.00						51,904.00	
Reimbursed TPAF Social Security Contributions	16-495-034-5195-050	7/1/15-6/30/16	4,028,354.88			3,948,762.06		(79,592.82)				4,028,354.88	
Reimbursed TPAF Social Security Contributions	15-495-034-5195-050	7/1/15-6/30/15	3,777,089.43			170,357.27		(3,606,732.16)				3,777,089.43	
On-behalf TPAF non-contributory insurance	16-495-034-5120-066	7/1/15-6/30/16	4,028,354.88			\$200,379.00		(4,028,354.88)				4,028,354.88	
On-behalf TPAF Pension	16-495-034-5120-066	7/1/15-6/30/16	4,028,354.88			4,028,354.88						4,028,354.88	
On-behalf TPAF post retirement medical	16-495-034-5120-066	7/1/15-6/30/16	4,028,354.88			4,028,354.88						4,028,354.88	
Total General Funds			(1,377,927.27)			64,050,177.33		(21,515.00)			5,123,484.82	109,431,567.31	
Special Revenue Fund:													
Non-Public Textbooks	16-100-034-5120-064	7/1/15-6/30/16	20,163.01			21,185.00		(1,021.99)				20,163.01	
Non-Public Textbooks	15-100-034-5120-064	7/1/14-6/30/15	23,117.00			598.37		(22,518.63)				23,117.00	
Non-Public Comp Ed	16-100-034-5120-067	7/1/15-6/30/16	37,225.00			37,225.00						37,225.00	
Non-Public Comp Ed	15-100-034-5120-067	7/1/14-6/30/15	60,019.00			30,085.00		(29,934.00)				60,019.00	
Non-Public ESL	15-100-034-5120-067	7/1/14-6/30/15	4,385.00			1,764.56		(2,620.44)				4,385.00	
Non-Public Home Instruction	15-100-034-5120-067	7/1/14-6/30/15	1,764.56			1,764.56						1,764.56	
Non-Public Examination & Classification	16-100-034-5120-066	7/1/15-6/30/16	20,957.00			24,715.00		(3,758.00)				20,957.00	
Non-Public Examination & Classification	15-100-034-5120-066	7/1/14-6/30/15	23,414.00			3,781.00		(20,633.00)				23,414.00	
Non-Public Connective Speech	16-100-034-5120-066	7/1/15-6/30/16	16,721.00			20,902.00		(4,181.00)				16,721.00	
Non-Public Corrective Speech	15-100-034-5120-066	7/1/14-6/30/15	17,670.00			14,109.00		(3,561.00)				17,670.00	
Non-Public Supplemental Instruction	16-100-034-5120-066	7/1/15-6/30/16	9,653.00			14,109.00		(4,456.00)				9,653.00	
Non-Public Supplemental Instruction	15-100-034-5120-066	7/1/14-6/30/15	15,694.00			5,493.00		(10,201.00)				15,694.00	
Non-Public Nursing	16-100-034-5120-070	7/1/15-6/30/16	28,323.91			33,390.00		(5,066.09)				28,323.91	
Non-Public Nursing	15-100-034-5120-070	7/1/14-6/30/15	36,802.00			671.65		(36,130.35)				36,802.00	
Non-Public Transportation	16-100-034-5120-068	7/1/15-6/30/16	8,094.00			8,094.00						8,094.00	
Non-Public Transportation	15-100-034-5120-068	7/1/14-6/30/15	10,979.00			9,646.00		(1,333.00)				10,979.00	
Non-Public Technology Initiative	16-100-034-5120-373	7/1/15-6/30/16	9,089.64			9,646.00		(556.36)				9,089.64	
Non-Public Technology Initiative	15-100-034-5120-373	7/1/14-6/30/15	12,416.00			67.65		(12,348.35)				12,416.00	
Non-Public Security	16-100-034-5120-084	7/1/15-6/30/16	8,791.61			9,275.00		(483.39)				8,791.61	
Non-Public Security	15-100-034-5120-084	7/1/14-6/30/15	66,700.00			105,000.00		(38,299.99)				66,700.00	
NI Achievement Coaches Grant	16-TG03-A01	201/16-8/31/16	105,000.00			105,000.00						105,000.00	
NI Achievement Coaches Grant	15-TG03-A01	201/15-8/31/15	105,000.00			285,305.56		(180,305.56)				105,000.00	
Total Special Revenue Fund			(43,764.56)			40,696.67		(2,067.89)			23,372.17	520,073.12	
Capital Projects Fund													
Security Upgrades:													
McAuliffe Middle School	2380-055-11-G2XP	To Completion	57,189.00			23,084.56		(34,104.44)				57,189.00	
Goetz Middle School	2380-055-11-G2KA	To Completion	74,113.00			35,048.82		(39,064.18)				74,113.00	
Jackson Memorial High School	2380-055-11-G2JM	To Completion	89,684.00			44,177.98		(45,506.02)				89,684.00	
Crawford Elementary School	2380-055-11-G2XM	To Completion	38,361.00			17,393.53		(20,967.47)				38,361.00	
Elms Elementary School	2380-055-11-G2XN	To Completion	40,644.00			19,050.83		(21,593.17)				40,644.00	
Jackson Liberty High School	2380-055-11-G2XL	To Completion	45,712.00			21,121.83		(24,590.17)				45,712.00	
Johnson Elementary School	2380-055-11-G2XO	To Completion	35,460.00			16,539.16		(18,920.84)				35,460.00	
Holman Elementary School	2380-055-11-G2JY	To Completion	39,177.00			18,550.00		(20,627.00)				39,177.00	
Rosenauer Middle School	2380-055-11-G2JX	To Completion	23,764.00			11,119.33		(12,644.67)				23,764.00	
Swilink Elementary School	2380-055-11-G2JZ	To Completion	41,818.00			20,187.38		(21,630.62)				41,818.00	
Plumbing and HVAC Upgrades			4,875,233.00			1,950,093.20		(2,925,139.80)				4,875,233.00	
Jackson Memorial High School	2380-055-11-G31Y		(1,790,435.46)			2,176,366.62		(385,931.16)				(1,790,435.46)	
			(1,415,102.88)			3,247,816.00		(1,832,709.12)				(1,415,102.88)	
			4,860,100.14			5,424,182.82		(564,082.68)				4,860,100.14	

JACKSON TOWNSHIP SCHOOL DISTRICT
SCHEDULE OF EXPENDITURES OF STATE FINANCIAL ASSISTANCE
FOR THE FISCAL YEAR ENDED JUNE 30, 2016

STATE GRANTOR/PROGRAM TITLE	GRANT OR STATE PROJECT NUMBER	GRANT PERIOD	BALANCE JUNE 30, 2015			CASH RECEIVED	BUDGETARY EXPENDITURES	ADJUSTMENTS/ REPAYMENT OF PRIOR YEARS BALANCES	BALANCE JUNE 30, 2016		MEMO	
			AWARD AMOUNT	UNEARNED REVENUE (ACCTS.REC)	DUE TO GRANTOR				(ACCOUNTS RECEIVABLE)	UNEARNED REVENUE	DUE GRANTOR	BUDGETARY RECEIVABLE
Debt Service Fund:												
Debt Service Aid Type II	16-100-034-5120-125	7/1/15-6/30/16	\$1,271,236.00	\$	\$	1,271,236.00	(1,271,236.00)	\$	\$	\$	\$	1,271,236.00
Total Debt Service Fund						1,271,236.00	(1,271,236.00)					1,271,236.00
Enterprise Fund:												
National School Lunch Program (State Share)	16-100-034-5120-122	7/1/15-6/30/16	26,227.45	(1,845.31)		24,741.64	(26,227.45)		(1,485.81)		1,485.81	26,227.45
National School Lunch Program (State Share)	15-100-034-5120-122	7/1/14-6/30/15	26,756.19	(1,845.31)		1,845.31						26,756.19
Total Enterprise Fund						26,586.95	(26,227.45)		(1,485.81)		1,485.81	52,983.64
Total State Financial Assistance						67,899,672.46	(68,960,375.09)	(62,211.67)	(4,406,059.06)	20,368.83	6,938,778.26	116,337,073.95

Less: On-Behalf amounts not utilized for determination of Major Programs:
 On-behalf TPAF non-contributory insurance \$200,379.00
 On-behalf TPAF Pension 4,022,571.00
 On-behalf TPAF post retirement medical 5,028,367.00
 Total State Financial Assistance Subject to Single Audit \$58,568,355.46

See accompanying notes to schedules of financial assistance.

Jackson Township School District
Notes to the Schedules of Expenditures of Federal Awards
and State Financial Assistance
Year Ended June 30, 2015

NOTE 1: GENERAL

The accompanying schedules of expenditures of federal awards and state financial assistance include federal and state activity of the Board of Education, Jackson Township School District. The Board of Education is defined in Note 1 to the Board's basic financial statements. All federal and state awards received directly from the federal and state agencies, as well as federal awards and state financial assistance passed through other government agencies is included on the schedule of expenditures of federal awards and state financial assistance.

NOTE 2: BASIS OF ACCOUNTING

The accompanying schedules of expenditures of awards and federal awards and state financial assistance are presented on the budgetary basis of accounting with the exceptions of programs recorded in the food service fund, which are presented using the accrual basis of accounting. These bases of accounting are described in Note 1 of the Board's basic financial statements. The information in this schedule is presented in accordance with the requirements of OMB Circular A-133, Audits of States, Local Governments, and Non-Profit Organizations. Therefore, some amounts presented in this schedule may differ from amounts presented in, or used in the preparation of, the basic financial statements.

NOTE 3: RELATIONSHIP TO BASIC FINANCIAL STATEMENTS

The basic financial statements present the general fund and special revenue fund on a GAAP basis. Budgetary comparison statements or schedule (RSI) are presented for the general fund and special revenue fund to demonstrate finance-regulated legal compliance in which certain revenue is permitted by law or grant agreement to be recognized in the audit year, whereas for GAAP reporting, revenue is not recognized until the subsequent year or when expenditures have been made.

The General fund is presented in the accompanying schedules on the modified accrual basis with the exception of the revenue recognition of the last state aid payment in the current budget year, which is mandated pursuant to N.J.S.A. 18A:22-44.2. For GAAP purposes, that payment is not recognized until the subsequent budget year due to the state deferral and recording of the last state aid payment in the subsequent year. The special revenue fund is presented in the accompanying schedules on the grant accounting budgetary basis which recognizes encumbrances as expenditures and also recognizes the related revenue, whereas GAAP basis does not. The special revenue fund also recognizes the last state aid payment in the current budget year, consistent with N.J.S.A. 18A:22-44.2.

Jackson Township School District
Notes to the Schedules of Expenditures of Federal Awards
and State Financial Assistance
Year Ended June 30, 2015

NOTE 3: RELATIONSHIP TO BASIC FINANCIAL STATEMENTS (CONTINUED)

The net adjustment to reconcile from the budgetary basis to the GAAP basis is \$26,599.00 for the general fund. See the notes to the required supplementary information for a reconciliation of the budgetary basis to the modified accrual basis of accounting for the general and special revenue funds. Federal awards and state financial assistance revenues are reported in the Board's basic financial statements on a GAAP basis as follows:

	<u>Federal</u>	<u>State</u>	<u>Total</u>
General Fund	\$193,499.59	62,111,134.43	\$62,304,634.02
Special Revenue Fund	2,883,208.00	218,122.89	3,101,330.89
Capital Project Fund		1,790,435.46	1,790,435.46
Debt Service Fund		1,342,652.00	1,342,652.00
Food Service Fund	1,019,348.56	26,756.19	1,046,104.75
Financial Assistance	<u>4,096,056.15</u>	<u>65,489,100.97</u>	<u>69,585,157.12</u>
GAAP Adjustment		<u>26,599.00</u>	<u>26,599.00</u>
Total Awards & Financial Assistance	<u><u>\$4,096,056.15</u></u>	<u><u>\$65,515,699.97</u></u>	<u><u>\$69,611,756.12</u></u>

NOTE 4: RELATIONSHIP TO FEDERAL AND STATE FINANCIAL REPORTS

Amounts reported in the accompanying schedules agree with the amounts reported in the related federal and state financial reports.

NOTE 5: OTHER

Revenues and expenditures reported in the Food Distribution Program represent current year value received and current year distributions respectively. TPAF Social Security contributions represent the amount reimbursed by the state for the employer's share of Social Security contributions for TPAF members for the year ended June 30, 2015. The amount reported as TPAF pension contributions reported in the financial statements represents the amount paid by the state on behalf of the district for the year ended June 30, 2015.

Jackson Township School District
Schedule of Findings and Questioned Costs
For the Fiscal Year Ended June 30, 2015

Section I – Summary of Auditor’s Results

Financial Statements

- | | | |
|-----|--|------------|
| (1) | Type of Auditor’s Report Issued: | Unmodified |
| (2) | Internal Control Over Financial Reporting: | |
| | (a) Material weakness identified? | No |
| | (b) Significant deficiencies identified that are not considered to be material weaknesses? | No |
| (3) | Noncompliance material to basic financial statements noted? | No |

Federal Program(s)

- | | | |
|-----|--|------------|
| (1) | Internal Control Over Major Federal Programs: | |
| | (a) Material weakness identified? | No |
| | (b) Significant deficiencies identified that are not considered to be material weaknesses? | No |
| (2) | Type of Auditor’s Report issued on compliance for major federal program(s)? | Unmodified |
| (3) | Any audit findings disclosed that are required to be reported in accordance with Section.510(a) of Circular OMB A-133? | No |

(4) Identification of Major Federal Program(s):

<u>Number</u>	<u>Program</u>
84.367	Title II
10.550	U.S.D.A. Commodities Program
10.553	National School Breakfast Program
10.555	National School Lunch Program
10.551	Supplemental Nutrition Assistance Program

- | | | |
|-----|---|-----|
| (5) | Program Threshold Determination:
Type A Federal Program Threshold > \$300,000.00
Type B Federal Program Threshold <= \$300,000.00 | |
| (6) | Auditee qualified as a low-risk auditee under OMB Circular A-133? | Yes |

Jackson Township School District
Schedule of Findings and Questioned Costs
For the Fiscal Year Ended June 30, 2015

Section I – Summary of Auditor’s Results (Continued)

State Program(s)

- (1) Internal Control Over Major State Programs:
- (a) Material weakness identified? No
- (b) Significant deficiencies identified that are not considered to be material weaknesses? No
- (2) Type of Auditor’s Report issued on compliance for major state program(s)? Unmodified
- (3) Any audit findings disclosed that are required to be reported in accordance with N.J. OMB Circular 04-04? No
- (4) Identification of Major State Program(s):
- | <u>Grant Number</u> | <u>Program</u> |
|---------------------|-----------------------------------|
| 15-495-034-5120-078 | Equalization Aid |
| 15-495-034-5120-089 | Categorical Special Education Aid |
| 15-495-034-5120-084 | Security Aid |
| 15-495-034-5120-085 | Adjustment Aid |
| 15-495-034-5120-098 | PARCC Readiness Aid |
| 15-495-034-5120-097 | Per Pupil Growth Aid |
| 15-495-034-5120-044 | Extraordinary Aid |
| Various | SDA Grants |
- (5) Program Threshold Determination:
Type A State Program Threshold > \$1,737,397.86
Type B State Program Threshold <= \$1,737,397.86
- (6) Auditee qualified as a low-risk auditee under OMB Circular A-133? Yes

Section II – Financial Statement Audit – Reported Findings
Under Government Auditing Standards

Internal Control Findings

None Reported

Compliance Findings

None Reported

Jackson Township School District
Schedule of Findings and Questioned Costs
For the Fiscal Year Ended June 30, 2015

Section III – Findings and Questioned Costs Relative to Major Federal and State Programs

Federal Programs – None Reported

State Programs – None Reported

Jackson Township School District
Schedule of Prior Year Audit Findings

Not Applicable

