

**LITTLE FALLS BOARD OF EDUCATION
AUDITOR'S MANAGEMENT REPORT ON
ADMINISTRATIVE FINDINGS -
FINANCIAL, COMPLIANCE AND PERFORMANCE
JUNE 30, 2018**

**LITTLE FALLS BOARD OF EDUCATION
TABLE OF CONTENTS**

**AUDITORS MANAGEMENT REPORT ON ADMINISTRATIVE FINDINGS
- FINANCIAL, COMPLIANCE AND PERFORMANCE**

| | <u>Page No.</u> |
|--|-----------------|
| Report of Independent Auditor | 1 |
| Scope of Audit | 2 |
| Administrative Practices and Procedures | 2 |
| Financial Planning, Accounting and Reporting | 2-4 |
| School Purchasing Programs | 4-5 |
| School Food Service | 5-6 |
| Student Body Activity | 6 |
| Application for State School Aid | 6 |
| Pupil Transportation | 6 |
| Testing for Lead of All Drinking Water in Educational Facilities | 6 |
| Facilities and Capital Assets | 6 |
| Follow-up on Prior Year Findings | 6 |
| Acknowledgement | 6 |
| Schedule of Meal Count Activity – Not Applicable | 7 |
| Schedule of Net Cash Resources – Not Applicable | 7 |
| Schedule of Audited Enrollments | 8-10 |
| Calculation of Excess Surplus | 11 |
| Recommendations | 12 |
| Acknowledgment | 12 |



LERCH, VINCI & HIGGINS, LLP

CERTIFIED PUBLIC ACCOUNTANTS
REGISTERED MUNICIPAL ACCOUNTANTS

DIETER P. LERCH, CPA, RMA, PSA
GARY J. VINCI, CPA, RMA, PSA
GARY W. HIGGINS, CPA, RMA, PSA
JEFFREY C. BLISS, CPA, RMA, PSA
PAUL J. LERCH, CPA, RMA, PSA
DONNA L. JAPIET, CPA, PSA
JULIUS B. CONSONI, CPA, PSA
ANDREW D. PARENTE, CPA, RMA, PSA

ELIZABETH A. SHICK, CPA, RMA, PSA
ROBERT W. HAAG, CPA, PSA
DEBORAH K. LERCH, CPA, PSA
RALPH M. PICONE, CPA, RMA, PSA
DEBRA GOLLE, CPA
MARK SACO, CPA
SHERYL M. LEIDIG, CPA, PSA
ROBERT LERCH, CPA
CHRIS SOHN, CPA



INDEPENDENT AUDITOR'S MANAGEMENT REPORT

Honorable President and Members
of the Board of Education
Township of Little Falls
County of Passaic, New Jersey

We have audited in accordance with auditing standards generally accepted in the United States of America and Government Auditing Standards issued by the Comptroller General of the United States, the basic financial statements of the Little Falls Board of Education as of and for the fiscal year ended June 30, 2018, and have issued our report thereon dated January 29, 2019.

As part of our audit, we performed procedures required by the Office of School Finance, Department of Education, State of New Jersey and the findings and results thereof are disclosed on the following pages, as listed in the accompanying table of contents.

This report is intended solely for the information and use of management, the Board of Trustees, others within the District and the New Jersey State Department of Education. However, this report is a matter of public record and its distribution is not limited.


LERCH, VINCI & HIGGINS, LLP
Certified Public Accountants
Public School Accountants

Paul J. Lerch
Public School Accountant
PSA Number CS01118

Fair Lawn, New Jersey
January 29, 2019

**LITTLE FALLS BOARD OF EDUCATION
ADMINISTRATIVE FINDINGS - FINANCIAL, COMPLIANCE AND PERFORMANCE REPORTING
FOR THE FISCAL YEAR ENDED JUNE 30, 2018**

GENERAL COMMENTS

Scope of Audit

The audit covered the financial transactions of the Board Secretary/School Business Administrator, and the Chief School Administrator the activities of the Board of Education, the records of the various funds under the auspices of the Board of Education.

Administrative Practices and Procedures

Insurance

Fire insurance coverage was carried in the amounts as detailed on the Insurance Schedule contained in the District's CAFR.

Official Bonds

| <u>Name</u> | <u>Position</u> | <u>Amount</u> |
|-----------------|---|---------------|
| Carol Delsandro | School Business Administrator/ Board Secretary | \$195,820 |

There is a Public Employees' Faithful Performance Blanket Position Bond with NJSBAIG covering all other employees with multiple coverage of \$100,000.

Tuition Charges

A comparison of tentative tuition charges and actual certified tuition charges was made. The Board made a proper adjustment to the billings to sending districts in accordance with N.J.A.C. 6A:23A-17.1(f)3.

Financial Planning, Accounting and Reporting

Examination of Claims

An examination of claims paid during the period under review did not reveal any discrepancies with respect to signatures, certification or supporting documentation.

Payroll Account

The net salaries of all employees of the board were deposited in the Payroll Account. Employees' payroll deductions and employer's share of fringe benefits were deposited in the Payroll Agency Account.

All payrolls tested were certified by the President of the Board and the Board Secretary/School Business Administrator and approved by the Chief School Administrator.

Salary withholdings were promptly remitted to the proper agencies, including health benefits premium withholding due to the general fund.

**LITTLE FALLS BOARD OF EDUCATION
ADMINISTRATIVE FINDINGS - FINANCIAL, COMPLIANCE AND PERFORMANCE REPORTING
FOR THE FISCAL YEAR ENDED JUNE 30, 2018**

Financial Planning, Accounting and Reporting (Continued)

Payroll Account (Continued)

Payrolls were delivered to the secretary of the board who then deposited with warrants in separate bank accounts for net payroll and withholdings.

The School Business Administrator completed and filed the required Certification of Compliance with Federal and State Law respecting the reporting of compensation for certain employees.

The Board has implemented and maintains a personnel tracking and accounting (Position Control) system.

Reserve for Encumbrances and Accounts Payable

A review of outstanding issued purchase orders was made as of June 30, for goods not yet received or services not yet rendered and it was determined that no blanket purchase orders were included in the balance of the reserves for encumbrances. Also, unpaid purchase orders included in the balance of accounts payable were reviewed for propriety and to determine that goods were received and services were rendered, as of June 30.

Travel

The District had an approved Board travel policy as required by NJAC 6A:23A-6.13 and NJSA 18A:11-12.

Classification of Expenditures

The coding of expenditures was tested for proper classification in accordance with N.J.A.C. 6A:23A-16.2(f) as part of our test of transactions of randomly selected expenditure items. We also reviewed the coding of all expenditures included in our compliance and single audit testing procedures. In addition to randomly selecting a test sample, our sample selection specifically targeted administrative coding classifications to determine overall reliability and compliance with N.J.A.C. 6A:23A-8.3. As a result of the procedures performed, no additional procedures were deemed necessary to test the propriety of expenditure classification.

Board Secretary's Records

The financial records, books of account and minutes maintained by the Board Secretary were in good condition.

Bids received were summarized in the minutes (N.J.S.A. 18A:18A-21).

Acknowledgment of the Board's receipt of the Board Secretary's and the monthly financial reports were included in the minutes.

The prescribed contractual order system was followed.

Treasurer's Records (Chief School Administrator)

The Chief School Administrator did perform cash reconciliations for the general operating account, payroll account, payroll agency account, unemployment account and food service account (N.J.S.A. 18A:17-9).

Elementary and Secondary Education Act (E.S.E.A.)/as Amended by the Every Student Succeeds Act (ESSA).

The E.S.E.A. financial exhibits are contained within the Special Revenue Section of the CAFR. This section of the CAFR documents the financial position pertaining to the projects under Titles I and II and the Elementary and Secondary Education Act as amended and reauthorized.

**LITTLE FALLS BOARD OF EDUCATION
ADMINISTRATIVE FINDINGS - FINANCIAL, COMPLIANCE AND PERFORMANCE REPORTING
FOR THE FISCAL YEAR ENDED JUNE 30, 2018**

Financial Planning, Accounting and Reporting (Continued)

Other Special Federal and/or State Projects

The District's Special Projects were approved as listed on Exhibits K-3 and K-4 located in the CAFR.

Our audit of the Federal and State funds on a test basis indicated that obligations and expenditures were incurred during the fiscal year or project period for which the project was approved.

The financial exhibits contained herein represent a true statement of the financial position pertaining to the aforementioned special projects.

T.P.A.F. Reimbursements

Our audit procedures included a test of the semi-monthly reimbursement forms filed with the Department of Education for district employees who are members of the Teachers Pension and Annuity Fund. No exceptions were noted.

T.P.A.F. Reimbursements to the State for Federal Salary Expenditures

The amount of the expenditure charged to the current year's final reports for all federal awards for the school district to reimburse the State for the TPAF FICA payments made by the state on-behalf of the school district for those employees whose salaries are identified as being paid from federal funds was made prior to the end of the 90 day grant liquidation period, required by the Office of Grants Management. The expenditure was reviewed subsequent to the reimbursement and no exceptions were noted.

School Purchasing Programs

Contracts and Agreements Requiring Advertisement for Bids

N.J.S.A. 18A:18A-4 states, "Every contract or agreement for the performance of any work or the furnishing or hiring of any materials or supplies, the cost or the contract price whereof is to be paid with or out of school funds, not included within the terms of N.J.S.A. 18A:18A-3, shall be made and awarded only by the board of education after public advertising for bids and bidding therefore, except as is provided otherwise in this chapter or specifically by any other law. No work, materials or supplies shall be undertaken, acquired or furnished for a sum exceeding in the aggregate the amount set forth in, or calculated by the Governor pursuant to N.J.S.A. 18A:18A-3 except by contract or agreement".

The bid thresholds in accordance with N.J.S.A. 18A:18A-2 and 18A:39-3(a) are \$40,000 (with a Qualified Purchasing Agent) and \$29,000 (without a Qualified Purchasing Agent), respectively. The District's Business Administrator is qualified and the District, by Board resolution, has increased the bid threshold to \$40,000. The law regulating bidding for public school student transportation contracts under N.J.S.A. 18A:39-3 is currently \$19,900.

The Board of Education has the responsibility of determining whether the expenditures in any category will exceed the statutory thresholds within the contract year. Where question arises as to whether any contract or agreement might result in violation of the statute, the Solicitor's opinion should be sought before a commitment is made.

**LITTLE FALLS BOARD OF EDUCATION
ADMINISTRATIVE FINDINGS - FINANCIAL, COMPLIANCE AND PERFORMANCE REPORTING
FOR THE FISCAL YEAR ENDED JUNE 30, 2018**

School Purchasing Programs (Continued)

Contracts and Agreements Requiring Advertisement for Bids (Continued)

Inasmuch as the system of records did not provide for an accumulation of payments for categories for the performance of any work or goods or service, the results of such an accumulation could not reasonably be ascertained. Disbursements were reviewed, however, to determine whether any clear-cut violations existed.

The results of our examination did not indicate that any individual payments, contracts, or agreements which were made "for the performance of any work or goods or services", in excess of the statutory thresholds where there had been no advertising for bids in accordance with the provision of N.J.S.A.18A:18A-4, amended.

Resolutions were adopted authorizing the awarding of contracts or agreements for "Professional Services" per N.J.S.A. 18A:18A-5.

The system of records did not provide for an accumulation of purchases for which the school board used contracts entered into by the State Department of Purchase and Property pursuant to Ch. 114, P.L. 1977, therefore, the extent of such purchases could not reasonably be ascertained. Our examination did reveal that purchases were made through the use of State contracts.

School Food Service

The school food service program was not selected as a major federal or state program. However, the program expenditures exceeded \$100,000 in federal and/or State support. Accordingly, we inquired of school management, or appropriate school food service personnel, as to whether the (SFA) School Food Authority had any Child Nutrition Program reimbursement overclaims or underclaims. No exceptions were noted.

We also inquired of school management, or appropriate school food service personnel, as to whether the SFA's expenditures of school food service revenues were limited to allowable direct and indirect costs. No exceptions were noted.

The Statement of Revenues, Expenses, and Changes in Fund Net Assets (CAFR Schedule B-5) does separate program and non-program revenue and program and non-program cost of goods sold.

The financial transactions and statistical records of the school food services were maintained in satisfactory condition.

Cash receipts and bank records were reviewed for timely deposits.

Expenditures were separately recorded as food, labor and other costs. Vendor invoices were reviewed and costs verified. Inventory records on food supply items were currently maintained and properly applied in determining the cost of food and supplies used.

The cash disbursements records reflected expenditures for program related goods and services. The appropriate revenue and expenditure records were maintained in order to substantiate the non-profit status of the school food service.

**LITTLE FALLS BOARD OF EDUCATION
ADMINISTRATIVE FINDINGS - FINANCIAL, COMPLIANCE AND PERFORMANCE REPORTING
FOR THE FISCAL YEAR ENDED JUNE 30, 2018**

School Food Service (Continued)

USDA Food Distribution Program (food and/or commodities) were received and a single inventory was maintained on a first in, first-out basis. No exceptions were noted.

The school district project maintains the detailed revenue and expenditure information necessary in order to execute the USDA mandated Non-Program Food Revenue Tool at least annually.

Exhibits reflecting child nutrition program operations are included in the section Enterprise Funds.

The Food Service Management Company's monthly invoices and operating statements did include and identify the source and amounts of discounts, rebates and credits applicable to the district.

Student Body Activity

The Board has a policy which clearly established the regulation of student activity funds.

Cash receipts and disbursements records were maintained in good condition.

Cash receipts were promptly deposited. (N.J.A.C. 6A:23A-16.12). Cash disbursements had property supporting documentation (N.J.A.C. 6A:23A-16.12).

Application for State School Aid

Our audit procedures included a test of information reported in the October 13, 2017 Application for State School Aid (A.S.S.A.) for on-roll, private schools for the handicapped, low-income and bilingual. We also performed a review of the district procedures related to its completion. The information on the A.S.S.A. was compared to the district workpapers without exception. The information that was included on the workpapers was verified with no exceptions. The results of our procedures are presented in the Schedule of Audited Enrollments.

The district maintained workpapers on the prescribed state forms or their equivalent.

The district has adequate written procedures for the recording of student enrollment data.

Pupil Transportation

Our audit procedures included a test of on roll status reported in the 2017-2018 District Report of Transported Resident Students (DRTRS). The information that was included on the DRTRS was verified to the DRTRS Eligibility Summary Report without exception. The results of our procedures are presented in the Schedule of Audited Enrollments.

Our procedures also included a review of transportation-related contracts and purchases. Based on our review, the district complied with proper bidding procedures and award of contracts. No exceptions were noted in our review of transportation related purchases of goods and services.

Testing for Lead of All Drinking Water in Educational Facilities

The school district adhered to all the requirements of N.J.A.C. 26-1.2 and 12.4 related to the testing for lead of all drinking water in educational facilities.

Follow-up on Prior Year Findings

In accordance with government auditing standards, our procedures included a review of all prior year recommendations including findings.

Acknowledgement

We received the complete cooperation of all the officials of the school district and I greatly appreciate the courtesies extended to the members of the audit team.

**LITTLE FALLS BOARD OF EDUCATION
FOOD SERVICE FUND
SCHEDULE OF MEAL COUNT ACTIVITY
NUMBER OF MEALS SERVED AND (OVER)/UNDER
ENTERPRISE FUND
FOR THE FISCAL YEAR ENDED JUNE 30, 2018**

NOT APPLICABLE

**FOOD SERVICE FUND
SCHEDULE OF NET CASH RESOURCES
FOR THE FISCAL YEAR ENDED JUNE 30, 2018**

NOT APPLICABLE

**LITTLE FALLS BOARD OF EDUCATION
APPLICATION FOR STATE SCHOOL AID
ENROLLMENT AS OF OCTOBER 13, 2017
SCHEDULE OF AUDITED ENROLLMENTS**

| | 2018-2019 Application for State School Aid | | | | | | Sample for Verification | | | | | | On Roll - Special Education | | | Private Schools for Disabled | | | |
|--------------------------------------|--|--------|--------------------------------|--------|--------|--------|---------------------------------|--------|-------------------------------|--------|------------------------------|--------|-----------------------------|-----------------|---------------|---|---------------------------|-----------------|---------------|
| | Reported on A.S.S.A. On Roll | | Reported on Workpapers On Roll | | Errors | | Sample Selected from Workpapers | | Verified per Register On Roll | | Errors per Registers On Roll | | Sample for Verifi- cation | Sample Verified | Sample Errors | Reported on A.S.S.A. as Private Schools | Sample for Verifi- cation | Sample Verified | Sample Errors |
| | Full | Shared | Full | Shared | Full | Shared | Full | Shared | Full | Shared | Full | Shared | | | | | | | |
| Half Day Preschool 3 Years Old | 5 | | 5 | | - | - | 5 | | 5 | | - | | | | | | | | |
| Half Day Preschool 4 Years Old | 12 | | 12 | | - | - | 12 | | 12 | | - | | | | | | | | |
| Full Day Preschool 3 Years Old | - | | - | | - | - | - | | - | | - | | | | | | | | |
| Full Day Preschool 4 Years Old | - | | - | | - | - | - | | - | | - | | | | | | | | |
| Half Day Kindergarten | - | | - | | - | - | - | | - | | - | | | | | | | | |
| Full Day Kindergarten | 88 | | 88 | | - | - | 88 | | 88 | | - | | | | | | | | |
| Grade 1 | 68 | | 68 | | - | - | 68 | | 68 | | - | | | | | | | | |
| Grade 2 | 79 | | 79 | | - | - | 79 | | 79 | | - | | | | | | | | |
| Grade 3 | 74 | | 74 | | - | - | 74 | | 74 | | - | | | | | | | | |
| Grade 4 | 66 | | 66 | | - | - | 66 | | 66 | | - | | | | | | | | |
| Grade 5 | 86 | | 86 | | - | - | 86 | | 86 | | - | | | | | | | | |
| Grade 6 | 70 | | 70 | | - | - | 70 | | 70 | | - | | | | | | | | |
| Grade 7 | 74 | | 74 | | - | - | 74 | | 74 | | - | | | | | | | | |
| Grade 8 | 93 | | 93 | | - | - | 93 | | 93 | | - | | | | | | | | |
| Grade 9 | | | | | - | - | | | | | - | | | | | | | | |
| Grade 10 | | | | | - | - | | | | | - | | | | | | | | |
| Grade 11 | | | | | - | - | | | | | - | | | | | | | | |
| Grade 12 | | | | | - | - | | | | | - | | | | | | | | |
| Post- Graduate | | | | | - | - | | | | | - | | | | | | | | |
| Adult High School (15+ Credits) | | | | | - | - | | | | | - | | | | | | | | |
| Adult High School (1-14 Credits) | | | | | - | - | | | | | - | | | | | | | | |
| Subtotal | 715 | - | 715 | - | - | - | 715 | - | 715 | - | - | - | - | - | - | - | - | - | - |
| Sp Ed - Elementary | 109 | | 109 | | - | - | 27 | | 27 | | - | 34 | 34 | - | | 3 | 3 | 3 | - |
| Sp Ed - Middle School | 57 | | 57 | | - | - | 57 | | 57 | | - | 18 | 18 | - | | 3 | 2 | 2 | - |
| Sp Ed - High School | - | | - | | - | - | - | | - | | - | - | - | - | | - | - | - | - |
| Subtotal | 166 | - | 166 | - | - | - | 84 | - | 84 | - | - | 52 | 52 | - | | 6 | 5 | 5 | - |
| County Vocational - Regular | | | | | - | - | | | | | - | | | | | | | | |
| County Vocational - F.T. Post-Second | | | | | - | - | | | | | - | | | | | | | | |
| Subtotal | - | - | - | - | - | - | - | - | - | - | - | - | - | - | | - | - | - | - |
| Totals | 881 | - | 881 | - | - | - | 799 | - | 799 | - | - | 52 | 52 | - | | 6 | 5 | 5 | - |
| Percentage Error | | | | | 0.00% | | | | | | | | | | | | | | 0.00% |

LITTLE FALLS BOARD OF EDUCATION
APPLICATION FOR STATE SCHOOL AID
ENROLLMENT AS OF OCTOBER 13, 2017
SCHEDULE OF AUDITED ENROLLMENTS

| | Low Income | | | Sample for Verification | | |
|--------------------------------------|-----------------------------------|--------------------------------------|--------------|---------------------------------|-------------------------|---------------|
| | Reported on A.S.S.A as Low Income | Reported on Workpapers as Low Income | Errors | Sample Selected from Workpapers | Verified to Application | Sample Errors |
| Half Day Preschool 3 Years Old | | | - | | | - |
| Half Day Preschool 4 Years Old | | | - | | | - |
| Full Day Preschool 3 Years Old | | | - | | | - |
| Full Day Preschool 4 Years Old | | | - | | | - |
| Half Day Kindergarten | | | - | | | - |
| Full Day Kindergarten | 16 | 16 | - | 4 | 4 | - |
| Grade 1 | 15 | 15 | - | 4 | 4 | - |
| Grade 2 | 19 | 19 | - | 6 | 6 | - |
| Grade 3 | 21 | 21 | - | 6 | 6 | - |
| Grade 4 | 13 | 13 | - | 3 | 3 | - |
| Grade 5 | 16 | 16 | - | 4 | 4 | - |
| Grade 6 | 15 | 15 | - | 4 | 4 | - |
| Grade 7 | 16 | 16 | - | 4 | 4 | - |
| Grade 8 | 19 | 19 | - | 5 | 5 | - |
| Grade 9 | | | - | | | - |
| Grade 10 | | | - | | | - |
| Grade 11 | | | - | | | - |
| Grade 12 | | | - | | | - |
| Post- Graduate | | | - | | | - |
| Adult High School (15+ Credits) | | | - | | | - |
| Adult High School (1-14 Credits) | | | - | | | - |
| Subtotal | 150 | 150 | - | 40 | 40 | - |
| Sp Ed - Elementary | 32 | 32 | - | 9 | 9 | - |
| Sp Ed - Middle School | 16 | 16 | - | 4 | 4 | - |
| Sp Ed - High School | - | - | - | - | - | - |
| Subtotal | 48 | 48 | - | 13 | 13 | - |
| County Vocational - Regular | | | - | | | - |
| County Vocational - F.T. Post-Second | | | - | | | - |
| Subtotal | - | - | - | - | - | - |
| Totals | 198 | 198 | - | 53 | 53 | - |
| Percentage Error | | | <u>0.00%</u> | | | <u>0.00%</u> |

| | Resident LEP Low income | | | Sample for Verification | | |
|--------------------------------------|------------------------------------|--|--------------|-------------------------|-------------------------------------|--------------|
| | Reported on ASSA as LEP low Income | Reported on Workpapers as LEP low Income | Errors | Sample Selected | Verified to Test Score and Register | Errors |
| Half Day Preschool 3 Years Old | | | - | | | - |
| Half Day Preschool 4 Years Old | | | - | | | - |
| Full Day Preschool 3 Years Old | | | - | | | - |
| Full Day Preschool 4 Years Old | | | - | | | - |
| Half Day Kindergarten | | | - | | | - |
| Full Day Kindergarten | - | - | - | - | - | - |
| Grade 1 | 1 | 1 | - | 1 | 1 | - |
| Grade 2 | | | - | | | - |
| Grade 3 | 1 | 1 | - | 1 | 1 | - |
| Grade 4 | | | - | | | - |
| Grade 5 | 2 | 2 | - | 1 | 1 | - |
| Grade 6 | | | - | | | - |
| Grade 7 | | | - | | | - |
| Grade 8 | | | - | | | - |
| Grade 9 | | | - | | | - |
| Grade 10 | | | - | | | - |
| Grade 11 | | | - | | | - |
| Grade 12 | | | - | | | - |
| Post- Graduate | | | - | | | - |
| Adult High School (15+ Credits) | | | - | | | - |
| Adult High School (1-14 Credits) | | | - | | | - |
| Subtotal | 4 | 4 | - | 3 | 3 | - |
| Sp Ed - Elementary | - | - | - | - | - | - |
| Sp Ed - Middle School | 1 | 1 | - | 1 | 1 | - |
| Sp Ed - High School | - | - | - | - | - | - |
| Subtotal | 1 | 1 | - | 1 | 1 | - |
| County Vocational - Regular | | | - | | | - |
| County Vocational - F.T. Post-Second | | | - | | | - |
| Subtotal | - | - | - | - | - | - |
| Totals | 5 | 5 | - | 4 | 4 | - |
| Percentage Error | | | <u>0.00%</u> | | | <u>0.00%</u> |

| | Transportation | | | | | |
|--------------------------|--------------------------|-------------------------------|-------------|-----------|-----------|-------------|
| | Reported on DRTRS by DOE | Reported on DRTRS by District | Errors | Tested | Verified | Errors |
| Reg. - Public Schools | 86 | 86 | - | 23 | 23 | - |
| Regular - Special Ed | 12 | 12 | - | 3 | 3 | - |
| All Non-Public | 48 | 48 | - | 13 | 13 | - |
| Transported - Non Public | 1 | 1 | - | 1 | 1 | - |
| Special Needs | 50 | 50 | - | 13 | 13 | - |
| Totals | 197 | 197 | - | 53 | 53 | - |
| Percentage Error | | | <u>0.0%</u> | | | <u>0.0%</u> |

**LITTLE FALLS BOARD OF EDUCATION
APPLICATION FOR STATE SCHOOL AID
ENROLLMENT AS OF OCTOBER 13, 2017
SCHEDULE OF AUDITED ENROLLMENTS**

| | Resident LEP Not Low Income | | | Sample for Verification | | |
|--------------------------------------|---|---|--------------|---------------------------------------|----------------------------|--------------|
| | Reported on ASSA as NOT Low Income | Reported on Workpapers as NOT low Income | Errors | Sample Selected From Workpapers | Verified to Application | Errors |
| Half Day Preschool 3 Years Old | | | | | | |
| Full Day Preschool 3 Years Old | | | - | | | - |
| Half Day Preschool 4 Years Old | | | - | | | - |
| Full Day Preschool 4 Years Old | | | - | | | - |
| Half Day Kindergarten | | | - | | | - |
| Full Day Kindergarten | - | - | - | - | - | - |
| Grade 1 | - | - | - | - | - | - |
| Grade 2 | 1 | 1 | - | 1 | 1 | - |
| Grade 3 | - | - | - | - | - | - |
| Grade 4 | - | - | - | - | - | - |
| Grade 5 | 2 | 2 | - | 1 | 1 | - |
| Grade 6 | 1 | 1 | - | 1 | 1 | - |
| Grade 7 | - | - | - | - | - | - |
| Grade 8 | - | - | - | - | - | - |
| Grade 9 | - | - | - | - | - | - |
| Grade 10 | - | - | - | - | - | - |
| Grade 11 | - | - | - | - | - | - |
| Grade 12 | - | - | - | - | - | - |
| Post- Graduate | | | - | | | - |
| Adult High School (15+ Credits) | | | - | | | - |
| Adult High School (1-14 Credits) | | | - | | | - |
| Subtotal | 4 | 4 | - | 3 | 3 | - |
| Sp Ed - Elementary | - | - | - | - | - | - |
| Sp Ed - Middle School | - | - | - | - | - | - |
| Sp Ed - High School | - | - | - | - | - | - |
| Subtotal | - | - | - | - | - | - |
| County Vocational - Regular | | | | | | |
| County Vocational - F.T. Post-Second | | | | | | |
| Subtotal | - | - | - | - | - | - |
| Totals | 4 | 4 | - | 3 | 3 | - |
| Percentage Error | | | <u>0.00%</u> | | | <u>0.00%</u> |

**LITTLE FALLS BOARD OF EDUCATION
CALCULATION OF EXCESS SURPLUS
FOR THE FISCAL YEAR ENDED JUNE 30, 2018**

SECTION 1

| | |
|---|----------------------|
| 2017-2018 Total General Fund Expenditures per the CAFR, Ex. C-1 | \$ 16,171,984 |
| Increase by: | |
| Transfer from Capital Reserve to Capital Projects | 2,208 |
| | 16,174,192 |
| Decreased by: | |
| On-Behalf TPAF Pension & Social Security | 2,205,575 |
| | 13,968,617 |
| Adjusted 2017-2018 General Fund Expenditures | <u>\$ 13,968,617</u> |
| 2% of Adjusted 2017-2018 General Fund Expenditures | <u>\$ 279,372</u> |
| Enter Greater of 2% or \$250,000 | 279,372 |
| Allowable Adjustment | 61,687 |
| Maximum Unassigned Fund Balance | <u>\$ 341,059</u> |

SECTION 2

| | |
|--|---------------------|
| Total General Fund - Fund Balances at June 30, 2018 | \$ 5,298,219 |
| Decreased by: | |
| Nonspendable Fund Balance | |
| Prepaid | \$ 193,014 |
| Restricted Fund Balance: | |
| Capital Reserve | 1,847,152 |
| Maintenance Reserve | 575,000 |
| Excess Surplus Designated for Subsequent Year's Expenditures | 409,525 |
| Committed Fund Balance: | |
| Year End Encumbrances | 881,839 |
| Assigned Fund Balance: | |
| Designated for Subsequent Year's Expenditure | 56,171 |
| Year End Encumbrances | 98,004 |
| | 4,060,705 |
| Total Unassigned Fund Balance for Excess Surplus Calculation | <u>\$ 1,237,514</u> |

SECTION 3

| | |
|--|-------------------|
| Restricted Fund Balance - Excess Surplus | <u>\$ 896,455</u> |
|--|-------------------|

Recapitulation of Excess Surplus as of June 30, 2018

| | |
|---|---------------------|
| Restricted for Excess Surplus - Designated for Subsequent Year's Expenditures | \$ 409,525 |
| Restricted for Excess Surplus | 896,455 |
| | <u>\$ 1,305,980</u> |

Detail of Allowable Adjustments

| | |
|--|------------------|
| Extraordinary Aid | \$ 47,767 |
| Additional Nonpublic School Transportation Aid | 13,920 |
| | <u>\$ 61,687</u> |

**LITTLE FALLS BOARD OF EDUCATION
ADMINISTRATIVE FINDINGS - FINANCIAL, COMPLIANCE AND PERFORMANCE REPORTING
FOR THE FISCAL YEAR ENDED JUNE 30, 2018**

RECOMMENDATIONS

I. Administrative Practices and Procedures

There are none.

II. Financial Planning, Accounting and Reporting

There are none.

III. School Purchasing Program

There are none.

IV. School Food Services

There are none.

V. Student Body Activities

There are none.

VI. Application for State School Aid

There are none.

VII. Pupil Transportation

There are none.

VIII. Miscellaneous

There are none.

Status of Prior Years' Audit Findings/Recommendations


There were no prior year audit recommendations.

ACKNOWLEDGMENT

We received the complete cooperation of all the officials of the school district and we greatly appreciate the courtesies extended to us.

Respectfully submitted,

LERCH, VINCI & HIGGINS, LLP



Paul J. Lerch
Public School Accountant
Certified Public Accountant