

# **Comprehensive Annual Financial Report**

**of the**

**Township of Jackson School District**

**County of Ocean**

**Jackson, New Jersey**

**For the Fiscal Year Ended June 30, 2019**

**Prepared by**

**Jackson Township, Board of Education  
Finance Department**



## TABLE OF CONTENTS

	<b>PAGE</b>
<b>INTRODUCTORY SECTION</b>	
Letter of Transmittal	1-4
Roster of Officials	5
Consultants and Advisors	6
Organizational Chart	7
<b>FINANCIAL SECTION</b>	
Independent Auditor's Report	8-10
<b>REQUIRED SUPPLEMENTARY INFORMATION - Part I</b>	11
Management's Discussion and Analysis (Unaudited)	12-22
<b>BASIC FINANCIAL STATEMENTS</b>	23
A. District-Wide Financial Statements	24
A-1 Statement of Net Position	25
A-2 Statement of Activities	26
B. Major Fund Financial Statements	27
Governmental Funds:	
B-1 Balance Sheet	28-29
B-2 Statement of Revenues, Expenditures, and Changes in Fund Balance	30
B-3 Reconciliation of the Statement of Revenues, Expenditures, and Changes in Fund Balances of Governmental Funds to the Statement of Activities	31
Other Funds:	32
Propriety Funds:	
B-4 Statement of Net Position	33
B-5 Statement of Revenues, Expenses, and Changes in Net Position	34
B-6 Statement of Cash Flows	35
Fiduciary Funds:	
B-7 Statement of Fiduciary Net Position	36
B-8 Statement of Changes in Fiduciary Net Position	37
<b>Notes to the Financial Statements</b>	38-85

**TABLE OF CONTENTS (CONTINUED)**

	<b>PAGE</b>
<b>REQUIRED SUPPLEMENTARY INFORMATION - PART II</b>	86
C. Budgetary Comparison Schedules	87
C-1 General Fund	88-98
C-1a General Fund - Education Jobs Fund	N/A
C-2 Special Revenue Fund	99
C-3 Budget to GAAP Reconciliation	100
<b>REQUIRED SUPPLEMENTARY INFORMATION – Part III</b>	101
L. Schedules Related to Accounting and Reporting for Pension (GASB 68)	102
L-1 Schedule of the District’s Proportionate Share of the Net Pension Liability – Public Employees Retirement System – Last Ten Years	103
L-2 Schedule of the District’s Contributions – Public Employees Retirement System – Last Ten Years	104
L-3 Schedule of the District’s Proportionate Share of the Net Pension Liability Teachers Pension and Annuity Fund – Last Ten Years	105
L-4 Schedules Related to Accounting and Reporting for Pension (GASB 68) Note to RSI III for the Fiscal Year Ended June 30, 2017	106
<b>REQUIRED SUPPLEMENTARY INFORMATION – Part IV</b>	107
M. Schedule Related to Accounting and Reporting for Postemployment Benefits Other Than Pensions (GASB 75)	108
M-1 Schedule of Changes in the Total OPEB Liability and Related Ratios - Last Ten Years	109
M-2 Notes to Required Supplementary Information Part IV for the Fiscal Year Ended June 30, 2019	110
<b>OTHER SUPPLEMENTARY INFORMATION</b>	111
D. School Level Schedules	N/A
E. Special Revenue Fund	112
E-1 Combining Schedule of Revenues and Expenditures - Budgetary Basis	113-115
E-2 Demonstrably Effective Program Aid Schedule of Expenditures - Budgetary Basis	N/A
E-3 Early Childhood Program Aid Schedule of Expenditures - Budgetary Basis	N/A
E-4 Distance Learning Network Aid Schedule of Expenditures - Budgetary Basis	N/A
E-5 Instructional Supplement Aid Schedule of Expenditures - Budgetary Basis	N/A

## TABLE OF CONTENTS (CONTINUED)

	<b>PAGE</b>
F. Capital Projects Fund	116
F-1 Summary Schedule of Revenues, Expenditures and Changes in Fund Balance - Budgetary Basis	117
F-1a Summary Schedule of Project Revenues, Expenditures, Project Balance and Project Status - Budgetary Basis - Acquisition of Land for Future Construction of a New Middle School	118
F-1b Summary Schedule of Project Revenues, Expenditures, Project Balance and Project Status - Budgetary Basis - Renovations and Improvements to Jackson Memorial High School	119
F-1c Summary Schedule of Project Revenues, Expenditures, Project Balance and Project Status - Budgetary Basis - Renovations and Improvements to McAuliffe Middle School	120
F-1d Summary Schedule of Project Revenues, Expenditures, Project Balance and Project Status - Budgetary Basis - HVAC and Plumbing Upgrades – Jackson Memorial High School	121
F-1e Summary Schedule of Project Revenues, Expenditures, Project Balance and Project Status - Budgetary Basis - Security Upgrades - Goetz Middle School	122
F-1f Summary Schedule of Project Revenues, Expenditures, Project Balance and Project Status - Budgetary Basis - Security Upgrades - Jackson Memorial High School	123
F-1g Summary Schedule of Project Revenues, Expenditures, Project Balance and Project Status - Budgetary Basis - Security Upgrades - Holman Elementary School	124
F-1h Summary Schedule of Project Revenues, Expenditures, Project Balance and Project Status - Budgetary Basis – Security Upgrades - Rosenauer Middle School	125
F-1i Summary Schedule of Project Revenues, Expenditures, Project Balance and Project Status - Budgetary Basis - Security Upgrades - Switlik Elementary School	126
F-1j Summary Schedule of Project Revenues, Expenditures, Project Balance and Project Status - Budgetary Basis - Security Upgrades - Crawford Elementary School	127
F-1k Summary Schedule of Project Revenues, Expenditures, Project Balance and Project Status - Budgetary Basis - Security Upgrades - Elms Elementary School	128
F-1l Summary Schedule of Project Revenues, Expenditures, Project Balance and Project Status - Budgetary Basis - Security Upgrades - Johnson Elementary School	129
F-1m Summary Schedule of Project Revenues, Expenditures, Project Balance and Project Status - Budgetary Basis - Security Upgrades - Jackson Liberty School	130
F-1n- Summary Schedule of Project Revenues, Expenditures, Project Balance and Project Status - Budgetary Basis - Liberty Transportation Garage	131
F-2 Summary Statement of Project Expenditures - Budgetary Basis	132

## TABLE OF CONTENTS (CONTINUED)

	<b>PAGE</b>
G. Proprietary Funds	133
Enterprise Fund:	
G-1 Combining Statement of Net Position	134
G-2 Combining Statement of Revenues, Expenses and Changes in Fund Net Position	135
G-3 Combining Statement of Cash Flows	136
H. Fiduciary Fund	137
H-1 Combining Statement of Fiduciary Net Position	138
H-2 Combining Statement of Changes in Fiduciary Net Position	139
H-3 Schedule of Receipts and Disbursements - Student Activity Fund	140
H-4 Schedule of Receipts and Disbursements - Payroll Agency Fund	141
H-5 Schedule of Receipt and Disbursements - Other Agency Funds	N/A
I. Long-Term Liabilities	142
I-1 Schedule of Serial Bonds	143
I-2 Schedule of Obligations Under Capital Leases	144
I-3 Budgetary Comparison Schedule	145

## STATISTICAL SECTION - UNAUDITED

J-1 Net Position by Component	146
J-2 Changes in Net Position	147-148
J-3 Fund Balances – Governmental Funds	149
J-4 Changes in Fund Balances – Governmental Funds	150
J-5 General Fund Other Local Revenue by Source	151
J-6 Assessed Value and Actual Value of Taxable Property	152
J-7 Direct and Overlapping Property Tax Rates	153
J-8 Principal Property Tax Payers – Current Year and Nine Years Ago	154
J-9 Property Tax Levies and Collections	155
J-10 Ratios of Outstanding Debt by Type	156
J-11 Ratios of Net Bonded Debt Outstanding	157
J-12 Direct and Overlapping Governmental Activities Debt	158
J-13 Legal Debt Margin Information	159
J-14 Demographic and Economic Statistics	160
J-15 Principal Employers – Current Year and Nine Years Ago	161
J-16 Full-Time Equivalent District Employees by Function/Program	162
J-17 Operating Statistics	163
J-18 School Building Information	164
J-19 Schedule of Required Maintenance	165
J-20 Insurance Schedule	166-167

## TABLE OF CONTENTS (CONTINUED)

### PAGE

### SINGLE AUDIT SECTION

K-1	Independent Auditor's Report on Internal Control Over Financial Reporting and on Compliance and Other Matters Based on an Audit of Basic Financial Statements Performed in Accordance with Government Auditing Standards	168-169
K-2	Independent Auditor's Report on Compliance with Requirements Applicable to Each Major Federal and State Financial Assistance Programs and on Internal Control Over Compliance in Accordance with the Uniform Guidance and New Jersey OMB Circular 15-08	170-171
K-3	Schedule of Expenditures of Federal Awards, Schedule A	172
K-4	Schedule of Expenditures of State Financial Assistance, Schedule B	173-174
K-5	Notes to the Schedules of Expenditures of Federal Awards and State Financial Assistance	175-176
K-6	Schedule of Findings and Questioned Costs	177-179
K-7	Schedule of Prior Audit Findings	180





**INTRODUCTORY SECTION**

# JACKSON TOWNSHIP SCHOOL DISTRICT

151 Don Connor Boulevard

Jackson, NJ 08527-3497

(732) 833-4603

FAX (732) 833-4609

[www.Jacksonsd.org](http://www.Jacksonsd.org)



**Dr. Stephen Genco**  
Superintendent

**Ms. Michelle Richardson**  
Business Administrator/Board Secretary

November 21, 2019

Honorable President and Members  
of the Board of Education  
Jackson School District  
County of Ocean, New Jersey 08527

Dear Board Members:

The comprehensive annual financial report of the Jackson School District for the fiscal year ended June 30, 2019, is hereby submitted. Responsibility for both the accuracy of the data and completeness and fairness of the presentation, including all disclosures, rests with the management of the Jackson Board of Education. To the best of our knowledge and belief, the data presented in this report is accurate in all material respects and is reported in a manner designed to present fairly the financial position and results of operations of the various funds of the District. All disclosures necessary to enable the reader to gain an understanding of the District's financial activities have been included.

The comprehensive annual financial report is presented in four sections; introductory, financial, statistical and single audit. The introductory section includes this transmittal letter, the District's organizational chart and a list of principal officials. The financial section includes the management's discussion and analysis, general-purpose financial statements and schedules, as well as the auditor's report thereon. The statistical section includes selected financial and demographic information, generally presented on a multi-year basis. The District is required to undergo an annual single audit in conformity with the provisions of The Single Audit Act of 1996 and Title 2 U.S. Code of Federal Regulations Part 200, Uniform Administrative Requirements, Cost Principles, and Audit Requirements for Federal Awards (Uniform Guidance) and State of New Jersey *OMB Circular 15-08* "Single Audit Policy for Recipients of Federal Grants, State Grants and State Aid." Information related to this single audit, including the auditor's report on the internal control structure and compliance with applicable laws and regulations and findings and recommendations are included in the single audit section of this report.

**1. REPORTING ENTITY AND ITS' SERVICES:** Jackson School District is an independent reporting entity within the criteria adopted by the GASB as established by NCGA Statement No. 3. All funds of the District are included in this report. The Jackson Board of Education and all its schools constitute the District's reporting entity.

The District provides a full range of educational services appropriate to grade levels K through 12. These include regular, vocational, as well as special education for handicapped children. The District completed the 2018-2019 fiscal year with an average daily enrollment of 7,836 students, which is 369 students below the previous year's enrollment. The following details the changes in the student enrollment of the District over the last ten years:

**Average Daily Enrollment**

<b><u>Fiscal Year</u></b>	<b><u>Student Enrollment</u></b>	<b><u>Percent Change</u></b>
2018/19	7,836	-4.5%
2017/18	8,205	-2.7%
2016/17	8,434	-1.9%
2015/16	8,601	-1.2%
2014/15	8,707	-2.6%
2013/14	8,941	-2.3%
2012/13	9,149	-2.7%
2011/12	9,398	-2.0%
2010/11	9,588	0.0%
2009/10	9,595	-2.0%

**2. ECONOMIC CONDITION AND OUTLOOK:** The Jackson Township School District continues to experience a modest decline in enrollment. Student population is expected to level off at approximately the current level. A number of new housing developments have broken ground in the town, this new housing will bring additional students into the district schools, thus increasing enrollment. The Jackson Township School District is committed to continued fiscal responsibility, full compliance to regulations and the understanding of the difficult economic conditions of our taxpayers while continuing to provide the highest quality instruction to all our students.

**3. EDUCATION PROGRAM**

*Mission Statement: The Jackson School District is a partnership of dedicated staff, learners and community members committed to developing the unique abilities of each student through compelling learning experiences in a safe and nurturing environment.*

*Our comprehensive, engaging and technology-enriched programs inspire, educate and motivate students to become independent, creative and critical thinkers who will thrive in a diverse, evolving global society.*

*We are resolved that through commitment to scholarship, character and initiative, our students will succeed beyond the expectations of the New Jersey Student Learning Standards as they excel in their life-long pursuit of knowledge.*

The Jackson School District educational program spans Pre-Kindergarten to 12<sup>th</sup> grade in six elementary schools, two middle schools and two high schools. Over 7,800 students have an opportunity to participate in a variety of programs which include, but are not limited to, the following:

Basic Skills Literacy  
Basic Skills Math  
Enrichment  
English as a Second Language  
Special Education

The elementary curriculum features a developmentally appropriate approach to learning and an emphasis on activities that promote early literacy. The secondary program offers required and elective courses, which are aligned to the Core Curriculum Content Standards.

The District continues to adapt the educational program to the standards set forth in the No Child Left Behind Legislation. Thus, a five-year curriculum plan was created in math, literacy and science. Staff development activities are geared toward fulfilling the "Highly Qualified" standards for certified and non-certified personnel.

**4. INTERNAL ACCOUNTING CONTROLS:** Management of the District is responsible for establishing and maintaining an internal audit control structure designed to ensure that the assets of the District are protected from loss, theft or misuse and to ensure that adequate accounting data are compiled to allow for the preparation of financial statements in conformity with generally accepted accounting principles (GAAP). The internal control structure is designed to provide reasonable, but not absolute, assurance that these objects are met. The concept of reasonable assurance recognizes that: (1) the cost of a control should not exceed the benefits likely to be derived; and (2) the valuation of costs and benefits requires estimates and judgments by management.

As a recipient of federal and state financial assistance, the District also is responsible for ensuring that an adequate internal control structure is in place to ensure compliance with applicable laws and regulations related to those programs. This internal control structure is also subject to periodic evaluation by the District management.

As part of the District's single audit described earlier, tests are made to determine the adequacy of the internal control structure, including that portion related to federal and state financial assistance programs, as well as to determine that the District has complied with applicable laws and regulations.

**5. BUDGETARY CONTROLS:** In addition to internal accounting controls, the District maintains budgetary controls. The objective of these budgetary controls is to ensure compliance with legal provisions embodied in the annual appropriated budget approved by the voters of the municipality. Annual appropriated budgets are adopted for the general fund, the special revenue fund, and the debt service fund. Project-length budgets are approved for the capital improvements accounted for in the capital projects funds. The final budget amount as amended for the fiscal year is reflected in the financial section.

The encumbrance accounting system is used to record outstanding purchase commitments on a line item basis. Open encumbrances at year-end are either canceled or are included as re-appropriations of fund balance in the subsequent year. Those amounts to be re-appropriated are reported as reservations of fund balance at June 30, 2019.

**6. ACCOUNTING SYSTEM REPORTS:** The District's accounting records reflect generally accepted accounting principles, as promulgated by the Governmental Accounting Standards board (GASB). The accounting system of the District is organized on the basis of various funds. These funds are explained in "Notes to the Financial Statements," Note 1.

**7. CASH MANAGEMENT:** The investment policy of the District is guided in large part by state statute as detailed in "Notes to the Financial Statements," Note 2. The District has adopted a cash management plan, which requires it to deposit public funds in public depositories protected from loss under the provisions of the Governmental Unit Deposit Protection Act ("GUDPA"). GUDPA was enacted in 1970 to protect Governmental Units from a loss of funds on deposit with a failed banking institution in New Jersey where the funds are secured in accordance with the Act. The law requires governmental units to deposit public funds only in public depositories located in New Jersey.

**8. RISK MANAGEMENT:** The Board carries various forms of insurance, including but not limited to general liability, automobile liability and comprehensive/collision hazard and theft insurance on property and contents, and fidelity bonds.

**9. OTHER INFORMATION:**

**A. Independent Audit –** State statutes require an annual audit by independent certified public accountants or registered municipal accountants. The Board selected the accounting firm of Suplee, Clooney, & Company. In addition to meeting the requirements set forth in state statutes, the audit also was designed to meet the requirements of The Single Audit Act of 1996 and the related Uniform Guidance and New Jersey OMB Circular 15-08. The auditor's report on the general-purpose financial statements and combining and individual fund statements and schedules is included in the financial section of this report. The auditor's reports related specifically to the single audit are included in the single audit section of this report.


**10. FUTURE GROWTH:** The District continues to monitor its population through demographic studies in preparation of any needed facility changes. A demographic study was completed in July 2018 that predicted a stable growth for the district's next 5 years. With the passage of P.L.2018, c.67 (S2) on 07/22/2018, the district will expect to receive significantly less amounts of State Aid for the next 6 school years. The District is currently challenging this bill along with other District's being adversely affected by this new bill.

**11. ACKNOWLEDGEMENTS:** We would like to express our appreciation to the members of the Jackson School Board for their commitment in providing fiscal accountability to the citizens and taxpayers of the school district and thereby contributing their full support to the development and maintenance of our financial operations. The preparation of this report could not have been accomplished without the efficient and dedicated services of our financial and accounting staff.

Respectfully submitted,



Dr. Stephen Genco  
Superintendent of Schools



Michelle D. Richardson  
Business Administrator/  
Board Secretary

**JACKSON TOWNSHIP SCHOOL DISTRICT  
BOARD OF EDUCATION  
JACKSON, NEW JERSEY**

**ROSTER OF OFFICIALS  
JUNE 30<sup>TH</sup>, 2019**

<b><u>Members of the Board of Education</u></b>	<b><u>Term Expires November</u></b>
John J. Burnetsky, Board President	2021
Sharon E. Dey, Board Vice President	2020
Gus Acevedo	2021
Thomas Colucci	2019
Vicki L. Grasso	2021
Tara Rivera	2020
Michael Walsh	2019

**Other Officials**

Dr. Stephen Genco, Superintendent of Schools

Michelle D. Richardson, Board Secretary/School Business Administrator

George Stone, Treasurer

Marc H. Zitomer, Board Attorney

**JACKSON TOWNSHIP SCHOOL DISTRICT  
BOARD OF EDUCATION  
JACKSON, NEW JERSEY**

**CONSULTANTS AND ADVISORS  
JUNE 30<sup>TH</sup>, 2019**

**Architect  
Spiezle Architects  
1395 Yardville Hamilton Square Road  
Hamilton, New Jersey 08691**

**Audit Firm  
Suplee Clooney & Company  
308 East Broad Street  
Westfield, New Jersey 07090**

**Attorneys  
Board Attorney  
Marc H. Zitomer  
Schenck Price Smith & King, LLP  
220 Park Avenue  
Florham Park, New Jersey 07932**

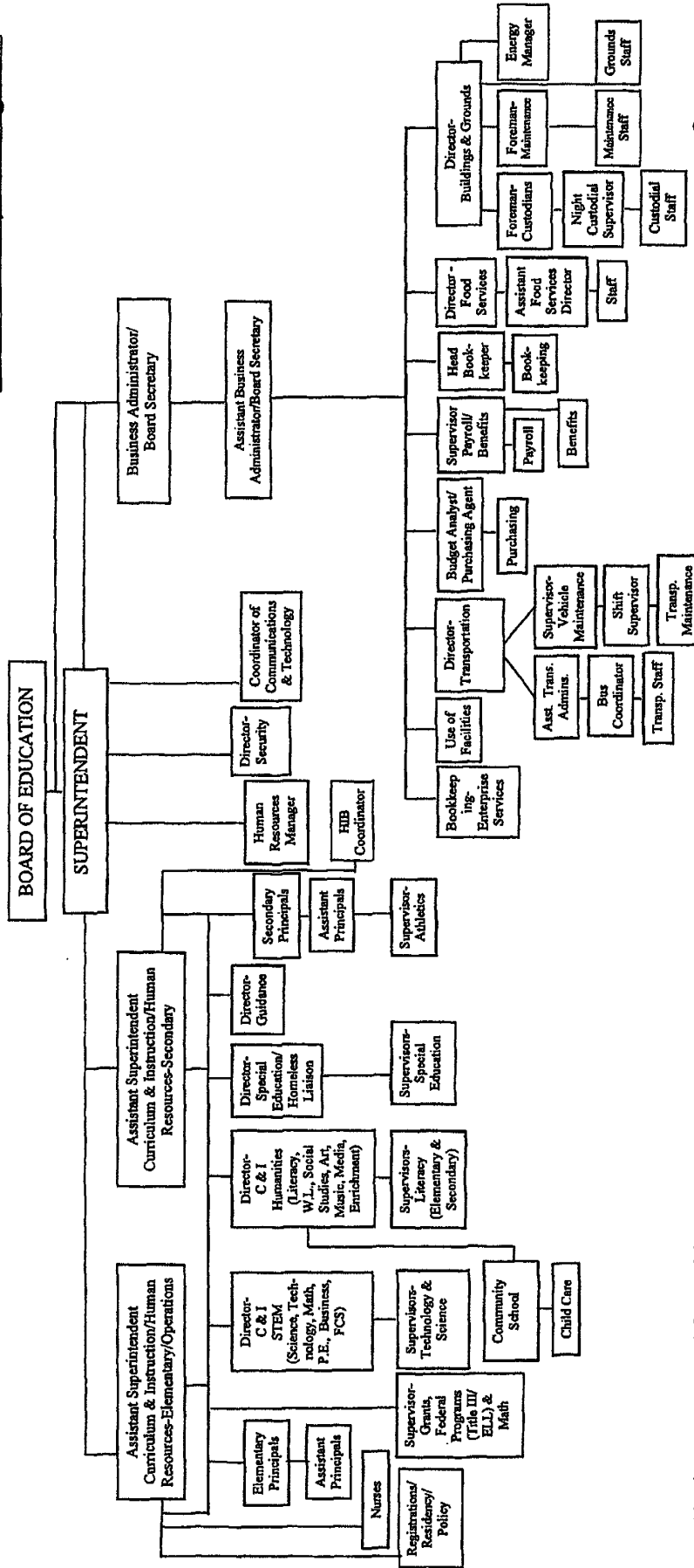
**Properties/Land Attorney  
Nicholas Montenegro  
Montenegro Thompson Montenegro Genz  
531 Burnt Tavern Road  
Brick, New Jersey 08724**

**Special Education Attorney  
Robert J. Pruchnik  
Campbell & Pruchnik LLC  
19 N. County Line Road  
Jackson, NJ 08527**

**Official Depository  
Ocean First Bank  
10 Leesville Road  
Jackson, New Jersey 08527**

**1110 - ORGANIZATIONAL CHART**

**POLICY - 2nd Reading  
November 21, 2017 Agenda**



ADMINISTRATION  
1110/page 1 of 1  
Organizational Chart

Adopted: 21 December 2004  
Revised : 17 December 2013  
Revised 18 August 2015  
Revised: 16 August 2016  
Revised-1st Reading: 17 October 2017  
Revised-Adopted: 21 November 2017



**FINANCIAL SECTION**



# SUPLEE, CLOONEY & COMPANY

CERTIFIED PUBLIC ACCOUNTANTS

308 East Broad Street, Westfield, New Jersey 07090-2122

Telephone 908-789-9300

Fax 908-789-8535

E-mail [info@scnco.com](mailto:info@scnco.com)

## **INDEPENDENT AUDITOR'S REPORT**

Honorable President and Members  
of the Board of Education  
Jackson School District  
County of Ocean  
Jackson, New Jersey 08527

### ***Report on the Financial Statements***

We have audited the accompanying financial statements of the governmental activities, the business-type activities, each major fund, and the aggregate remaining fund information of the Jackson School District, County of Ocean, New Jersey as of and for the year ended June 30, 2019, and the related notes to the financial statements, which collectively comprise the District's basic financial statements as listed in the table of contents.

### ***Management's Responsibility for the Financial Statements***

Management is responsible for the preparation and fair presentation of these financial statements in accordance with accounting principles generally accepted in the United States of America; this includes the design, implementation, and maintenance of internal control relevant to the preparation and fair presentation of financial statements that are free from material misstatement, whether due to fraud or error.

### ***Auditor's Responsibility***

Our responsibility is to express opinions on these financial statements based on our audit. We conducted our audit in accordance with auditing standards generally accepted in the United States of America and the standards applicable to financial audits contained in *Government Auditing Standards* issued by the Comptroller General of the United States, audit requirements prescribed by the Division of Finance, Department of Education, State of New Jersey, the audit requirements of Title 2 U.S. Code of Federal Regulations Part 200, Uniform Administrative Requirements, Cost Principles, and Audit Requirements for Federal Awards (Uniform Guidance) and State of New Jersey *OMB Circular 15-08* "Single Audit Policy for Recipients of Federal Grants, State Grants and State Aid." Those standards and provisions require that we plan and perform the audit to obtain reasonable assurance about whether the financial statements are free from material misstatement.

## **SUPLEE, CLOONEY & COMPANY**

An audit involves performing procedures to obtain audit evidence about the amounts and disclosures in the financial statements. The procedures selected depend on the auditor's judgment, including the assessment of the risks of material misstatement of the financial statements, whether due to fraud or error. In making those risk assessments, the auditor considers internal control relevant to the District's preparation and fair presentation of the financial statements in order to design audit procedures that are appropriate in the circumstances, but not for the purpose of expressing an opinion on the effectiveness of the District's internal control. Accordingly, we express no such opinion. An audit also includes evaluating the appropriateness of accounting policies used and the reasonableness of significant accounting estimates made by management, as well as evaluating the overall presentation of the financial statements.

We believe the audit evidence we have obtained is sufficient and appropriate to provide a basis for our audit opinions.

### ***Opinion***

In our opinion, the financial statements referred to above present fairly, in all material respects, the respective financial position of the governmental activities, the business-type activities, each major fund, and the aggregate remaining fund information of the Jackson School District, County of Ocean, New Jersey as of June 30, 2019, and the respective changes in financial position, and, where applicable, cash flows thereof for the year then ended in accordance with accounting principles generally accepted in the United States of America.

### ***Other Matters***

#### ***Required Supplementary Information***

Accounting principles generally accepted in the United States of America require that the Management's Discussion and Analysis and budgetary comparison information in Exhibit C-1 through C-3, the schedules related to accounting and reporting for pensions in Exhibit L-1 through L-4 and the schedules related to accounting and reporting for postretirement benefits other than pensions (OPEB) in Exhibit M-1 and M-2 be presented to supplement the basic financial statements. Such information, although not a part of the basic financial statements, is required by the Governmental Accounting Standards Board who considers it to be an essential part of financial reporting for placing the basic financial statements in an appropriate operational, economic, or historical context. We have applied certain limited procedures to the required supplementary information in accordance with auditing standards generally accepted in the United States of America, which consisted of inquiries of management about the methods of preparing the information and comparing the information for consistency with management's responses to our inquiries, the basic financial statements, and other knowledge we obtained during our audit of the basic financial statements. We do not express an opinion or provide any assurance on the information because the limited procedures do not provide us with sufficient evidence to express an opinion or provide any assurance.

# SUPLEE, CLOONEY & COMPANY

## *Other Information*

Our audit was conducted for the purpose of forming opinions on the financial statements that collectively comprise the Jackson School District's basic financial statements. The accompanying supplementary information schedules such as the introductory section, combining statements and individual fund financial statements, the statistical section and the Schedules of Expenditures of Federal Awards and State Financial Assistance, as listed in the table of contents, as required by the Uniform Guidance, New Jersey's OMB Circular 15-08, "Single Audit Policy for Recipients of Federal Grants, State Grants and State Aid," and the State of New Jersey, Department of Education, Division of Finance, are presented for purposes of additional analysis and are not a required part of the basic financial statements.

The combining and individual fund financial statements and the Schedules of Expenditures of Federal Awards and State Financial Assistance, as listed in the table of contents, as required by the Uniform Guidance, New Jersey's OMB Circular 15-08, "Single Audit Policy for Recipients of Federal Grants, State Grants and State Aid," and the State of New Jersey, Department of Education, Division of Finance is the responsibility of management and was derived from and relates directly to the underlying accounting and other records used to prepare the basic financial statements. Such information has been subjected to the auditing procedures applied in the audit of the basic financial statements and certain additional procedures, including comparing and reconciling such information directly to the underlying accounting records used to prepare the basic financial statements or to the basic financial statements themselves, and other additional procedures in accordance with auditing standards generally accepted in the United States of America. In our opinion, the combining and individual fund financial statements and the schedule of expenditures of federal awards and state financial assistance are fairly stated, in all material respects, in relation to the basic financial statements as a whole.

The other information, such as the introductory and statistical sections, has not been subjected to the auditing procedures applied in the audit of the basic financial statements, and accordingly, we do not express an opinion or provide any assurance on it.

### ***Other Reporting Required by Government Auditing Standards***

In accordance with Government Auditing Standards, we have also issued our report dated November 21, 2019 on our consideration of the Jackson School District's internal control over financial reporting and on our tests of its compliance with certain provisions of laws, regulations, contracts, and grant agreements and other matters. The purpose of that report is to describe the scope of our testing of internal control over financial reporting and compliance and the results of that testing, and not to provide an opinion on effectiveness of the Jackson School District's internal control over financial reporting or on compliance. That report is an integral part of an audit performed in accordance with Government Auditing Standards in considering the Jackson School District's internal control over financial reporting and compliance.

  
CERTIFIED PUBLIC ACCOUNTANTS

  
PUBLIC SCHOOL ACCOUNTANT NO. 962

November 21, 2019

**REQUIRED SUPPLEMENTARY INFORMATION – PART I**

**MANAGEMENT'S DISCUSSION AND ANALYSIS**

**JACKSON TOWNSHIP BOARD OF EDUCATION  
JACKSON, NEW JERSEY  
MANAGEMENT'S DISCUSSION AND ANALYSIS  
FOR THE FISCAL YEAR ENDED JUNE 30, 2019  
UNAUDITED**

The discussion and analysis of Jackson School District's financial performance provides an overall review of the School District's financial activities for the fiscal year ended June 30, 2019. The intent of this discussion and analysis is to look at the School District's financial performance as a whole; readers should also review the basic financial statements and notes to enhance their understanding of the School District's financial performance.

The Management's Discussion and Analysis (MD&A) is an element of Required Supplementary Information specified in the Governmental Accounting Standards Board's (GASB) Statement No. 34 – *Basic Financial Statements and Management's Discussion and Analysis for State and Local Governments*. Certain comparative information between the current year (2018-2019) and the prior year (2017-2018) is required to be presented in the MD&A.

**Financial Highlights**

Key financial highlights for 2019 are as follows:

In the District Wide Statements:

- ◆ In total, net position increased \$886,994 which represents a 4.29 percent increase from 2018.
- ◆ General revenues accounted for \$144,335,458 in revenue or 75 percent of all revenues. Program specific revenues in the form of charges for services and operating grants and contributions accounted for \$47,653,561 or 25 percent of total revenues of \$191,989,019.
- ◆ Total assets of governmental activities decreased by \$5,819,402, cash and cash equivalents decreased by \$3,523,213. Receivables decreased by \$166,014 and capital assets decreased by \$2,130,176
- ◆ The School District had \$191,102,025 in expenses; \$47,653,561 of these expenses were offset by program specific charges for services, grants or contributions. General revenues of \$144,355,458 were adequate to provide for these programs.

In the Fund Financial Statements:

- ◆ The General Fund had \$157,197,916 in revenues and \$159,070,755 in expenditures.
- ◆ The District recognized \$987,492 in proceeds from a Capital Lease
- ◆ Overall the General Fund's fund balance decreased \$5,877,752 from 2018.

**Using this Comprehensive Annual Financial Report (CAFR)**

This annual report consists of a series of financial statements and notes to those statements. These statements are organized so the reader can understand Jackson School District as a financial whole, an entire operating entity. The statements then proceed to provide an increasingly detailed look at specific financial activities.

The *Statement of Net Assets* and *Statement of Activities* provide information about the activities of the whole School district, presenting both an aggregate view of the School district's finances and a longer-term view of those finances. Fund financial statements provide the next level of detail. For governmental funds, these statements tell how services were financed in the short-term as well as what remains for future spending. The fund financial statements also look at the School district's most significant funds with all other non-major funds presented in total in one column. In the case of Jackson School District, the General Fund is by far the most significant fund.

**JACKSON TOWNSHIP BOARD OF EDUCATION  
JACKSON, NEW JERSEY  
MANAGEMENT’S DISCUSSION AND ANALYSIS  
FOR THE FISCAL YEAR ENDED JUNE 30, 2019  
UNAUDITED (Continued)**

**Reporting the School District as a Whole**

**Statement of Net Assets and the Statement of Activities**

While this document contains most of the funds used by the School District to provide programs and activities, the view of the School district as a whole looks at all financial transactions and asks the question, “How did we do financially during 2019?” The Statement of Net Assets and the Statement of Activities answers this question. These statements include all assets and liabilities using the accrual basis of accounting similar to the accounting used by most private-sector businesses. This basis of accounting takes into account all of the current year’s revenues and expenses regardless of when cash is received or paid.

These two statements report the School District’s net assets and changes in those assets. This change in net assets is important because it tells the reader that, for the school district as a whole, the financial position of the School district has improved or diminished. The causes of this change may be the result of many factors, some financial and some not. Non-financial factors include the School District’s property tax base, current laws in New Jersey restricting revenue growth, and other factors.

In the Statement of Net Assets and the Statement of Activities, the School District is divided into two distinct kinds of activities:

- ◆ Governmental activities – All of the School District’s programs and services are reported here including instruction, support services, operation and maintenance of plant facilities, pupil transportation and extracurricular activities.
- ◆ Business-Type Activity – This service is provided on a charge for goods or services basis to recover all the expenses of the goods or services provided. The Food Service, Child Care Program, Community School Program, Preschool Program, Digital Media Program, Summer Electives and STEM Summer Camp Program enterprise funds are reported as business activities.

**Reporting the School District’s Most Significant Funds**

**Fund Financial Statements**

Fund financial reports provide detailed information about the School District’s funds. The School District uses many funds to account for a multitude of financial transactions. The School District’s governmental funds are the General Fund, Special Revenue Fund, Capital Projects Fund, and Debt Service Fund.

**Governmental Funds**

The School District’s activities are reported in governmental funds, which focus on how money flows into and out of those funds and the balances left at year-end available for spending in the future years. These funds are reported using an accounting method called modified accrual accounting, which measures cash and all other financial assets that can readily be converted to cash. The governmental fund statements provide a detailed short-term view of the School district’s general government operations and the basic services it provides. Governmental fund information helps the reader determine whether there are more or fewer financial resources that can be spent in the near future to finance educational programs. The relationship (or differences) between governmental activities (reported in the Statement of Net Assets and the Statement of Activities) and governmental funds is reconciled in the financial statements.

**Enterprise Fund**

The enterprise fund uses the same basis of accounting as business-type activities.



**JACKSON TOWNSHIP BOARD OF EDUCATION  
JACKSON, NEW JERSEY  
MANAGEMENT'S DISCUSSION AND ANALYSIS  
FOR THE FISCAL YEAR ENDED JUNE 30, 2019  
UNAUDITED (Continued)**

**Notes to the Financial Statements**

The notes provide additional information that is essential to a full understanding of the data provided in the District-wide and fund financial statements. The notes to the financial statements can be found immediately following the fund financial statements.

**The School District as a Whole**

Recall that the Statement of Net Assets provides the perspective of the School District as a whole. Net assets may serve over time as a useful indicator of a government's financial position. The District's financial position is the product of several financial transactions including the net results of activities, the acquisition and payment of debt, the acquisition and disposal of capital assets, and the depreciation of capital assets.

Table 1 provides a summary of the School District's net assets for 2019. In accordance with GASB Statement 34, net asset comparisons to fiscal year 2018 are presented.

**TABLE 1  
NET POSITION**

	2019			2018		
	Governmental Activities	Business Activities	Total	Governmental Activities	Business Activities	Total
<b>ASSETS</b>						
Current & Other Assets	\$12,107,911	\$2,853,716	\$14,961,627	\$15,797,138	\$3,060,969	\$18,858,107
Capital Assets	128,976,918	1,158,333	130,135,252	131,107,094	1,185,145	132,292,240
<b>TOTAL ASSETS</b>	141,084,830	4,012,050	145,096,879	146,904,232	4,246,114	151,150,347
<b>DEFERRED OUTFLOWS OF RESOURCES:</b>						
Loss on Refunding of Long Term Debt	921,966		921,966	1,038,053		1,038,053
Premium on Refunding of Long Term Debt	3,842,114		3,842,114	4,331,208		4,331,208
Pension Related	12,282,615		12,282,615	17,033,449		17,033,449
<b>TOTAL DEFERRED OUTFLOWS</b>	17,046,696		17,046,696	22,402,710		22,402,710
<b>LIABILITIES</b>						
Long-Term Liabilities	109,270,012	154,414	109,424,426	124,805,607	116,891	124,922,498
Other Liabilities	10,966,545	425,103	11,391,648	12,005,763	432,548	12,438,311
<b>TOTAL LIABILITIES</b>	120,236,557	579,517	120,816,074	136,811,370	549,439	137,360,809
<b>DEFERRED INFLOWS OF RESOURCES:</b>						
Pension Related	17,053,256		17,053,256	12,463,178		12,463,178
Gain on Refunding of Long Term Debt	2,734,545		2,734,545	3,076,364		3,076,364
	19,787,801		19,787,801	15,539,542		15,539,542
<b>NET POSITION</b>						
Net investment in capital assets	70,179,132	1,158,333	71,337,465	66,097,599	1,185,145	67,282,744
Restricted	7,501,636		7,501,636	11,285,982		11,285,982
Unrestricted:						
Pension related (deficit)	(56,834,407)		(56,834,407)	(56,599,845)		(56,599,845)
Other (deficit)	(2,739,193)	2,274,199	(464,994)	(3,827,706)	2,511,530	(1,316,176)
<b>TOTAL NET POSITION</b>	\$18,107,167	\$3,432,532	\$21,539,700	\$16,956,030	\$3,696,675	\$20,652,706

The District's combined net position was \$21,539,700 on June 30, 2019.

**JACKSON TOWNSHIP BOARD OF EDUCATION  
JACKSON, NEW JERSEY  
MANAGEMENT'S DISCUSSION AND ANALYSIS  
FOR THE FISCAL YEAR ENDED JUNE 30, 2019  
UNAUDITED (Continued)**

Table 2 shows changes in net assets for fiscal year 2019. In accordance with GASB Statement 34, revenue and expense comparisons to fiscal year 2018 is presented to comparatively analyze district-wide data.

**TABLE 2  
CHANGES IN NET POSITION**

	2019			2018		
	Governmental Activities	Business Activities	Total	Governmental Activities	Business Activities	Total
<b>Revenues:</b>						
<b>Program Revenues:</b>						
Operating Grants & Contributions	\$42,830,222	\$1,205,482	\$44,035,704	\$54,163,330	\$1,216,546	\$55,379,877
Charges for Services		3,617,857	3,617,857		3,466,001	3,466,001
<b>General Revenues</b>						
Property Taxes	91,856,163		91,856,163	88,488,342		88,488,342
Grants (includes State Aid) and Entitlements	50,431,941		50,431,941	51,087,003		51,087,003
Other Revenues	2,050,707		2,050,707	1,060,743		1,060,743
Transfers	300,000	(300,000)		740,257	(740,257)	
Disposal of Capital Assets	(3,353)		(3,353)	(2,470)		(2,470)
	187,465,680	4,523,339	191,989,019	195,537,204	3,942,291	199,479,495
<b>Expenses:</b>						
Instruction	107,473,838		107,473,838	113,693,148		113,693,148
Pupils and Instructional Staff	26,622,719		26,622,719	28,282,891		28,282,891
<b>General &amp; School Adm, Central</b>						
Serv & Adm Technology	15,802,894		15,802,894	16,365,329		16,365,329
Maintenance	14,148,410		14,148,410	15,486,698		15,486,698
Transportation	14,096,949		14,096,949	13,974,062		13,974,062
Interest on Long-Term Debt	2,878,444		2,878,444	3,186,377		3,186,377
Other	5,291,289		5,291,289	4,898,814		4,898,814
Business-Type		4,787,482	4,787,482		4,239,106	4,239,106
Total Expenses	186,314,543	4,787,482	191,102,025	195,887,320	4,239,106	200,126,426
Change in Net Position	1,151,137	(264,143)	886,994	(350,116)	(296,814)	(646,930)
Net Position July 1,	16,956,030	3,696,675	20,652,706	17,306,146	3,993,490	21,299,636
Net Position June 30,	18,107,167	3,432,532	21,539,700	16,956,030	3,696,675	20,652,706

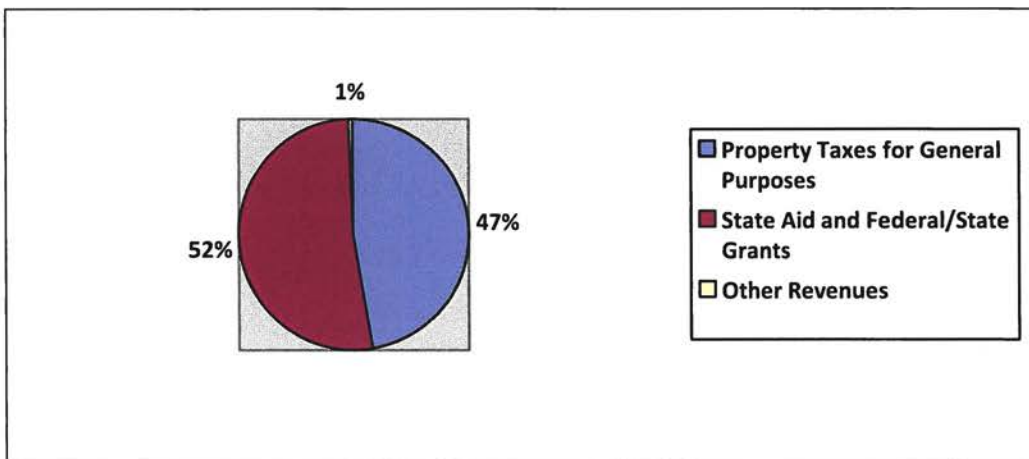
Variations in both the revenues and expenditures are significantly affected by fluctuations in the actuarial expenses for PERS Pension expense under GASB 68 and Postemployment Benefits under GASB 75.

**JACKSON TOWNSHIP BOARD OF EDUCATION  
 JACKSON, NEW JERSEY  
 MANAGEMENT'S DISCUSSION AND ANALYSIS  
 FOR THE FISCAL YEAR ENDED JUNE 30, 2019  
 UNAUDITED (Continued)**

**Governmental Activities**

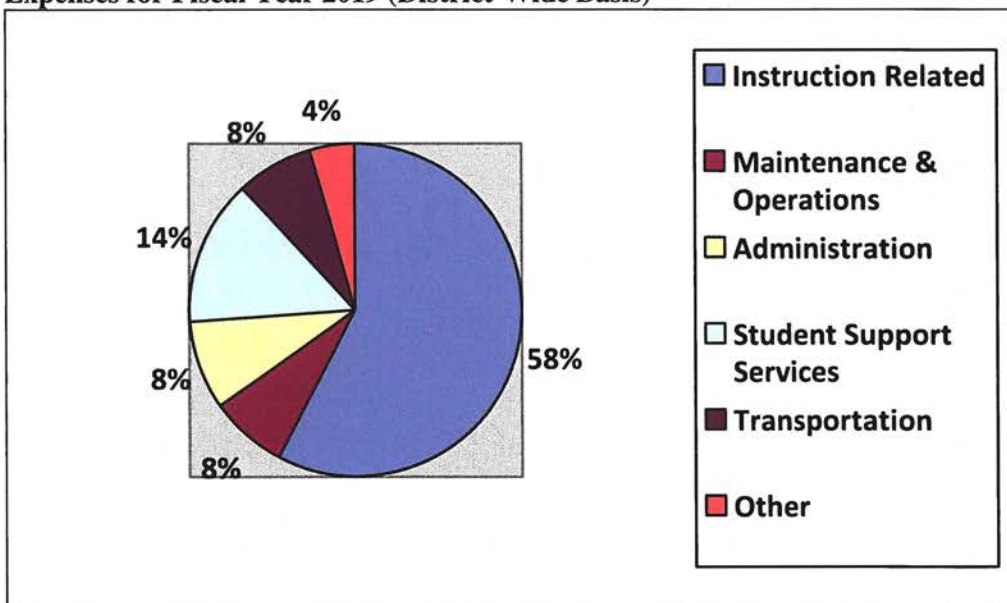
As shown in Table 2 the District's total revenue from Governmental Activities was \$187,465,680. Property taxes made up 47 percent of these revenues. Federal, state, and local grants and state aid accounted for another 52 percent of revenue.

**Sources of Revenue for Fiscal Year 2019 (District-Wide Basis)**



Also on Table 2, the total cost of Governmental programs and services was \$186,314,543. Direct instruction comprises 58 percent of District expenses.

**Expenses for Fiscal Year 2019 (District-Wide Basis)**



**JACKSON TOWNSHIP BOARD OF EDUCATION  
JACKSON, NEW JERSEY  
MANAGEMENT'S DISCUSSION AND ANALYSIS  
FOR THE FISCAL YEAR ENDED JUNE 30, 2019  
UNAUDITED (Continued)**

**Business-Type Activities**

Revenues for the District's business-type activities (food service, child care, community school, pre-school programs, digital media and summer elective) were comprised of charges for services and federal and state reimbursements.

- ◆ Business Type expenses and transfers exceeded revenues by \$264,143.
- ◆ Charges for services represent \$3,617,857 of revenue. This represents amounts paid by patrons for the various program services.
- ◆ Federal and state reimbursement for meals, including payments for free and reduced lunches, and donated commodities was \$1,205,482

**Governmental Activities**

The Statement of Activities shows the cost of program services and the charges for services and grants offsetting those services. Table 3 shows the total cost of services and the net cost of services. The total costs include compensating absences, unallocated benefits, and depreciation and is reduced by grants and specific state aid. The net cost shows the financial burden that was placed on the District's taxpayers by each of these functions. In accordance with GASB Statement 34, a comparison to fiscal year 2018 is presented.

**TABLE 3  
NET COST OF SERVICES**

	Total Cost of Services <u>2019</u>	Total Cost of Services <u>2018</u>	Net Cost of Services <u>2019</u>	Net Cost of Services <u>2018</u>
Instruction	107,473,838	\$113,693,148	\$78,399,251	\$76,794,112
Pupils and Instructional Staff	26,622,719	28,282,891	20,563,080	20,738,583
Gen. & School Adm, Central				
Serv & Adm Technology	15,802,894	16,365,329	11,528,183	11,113,269
Maintenance	14,148,410	15,486,698	13,134,529	13,984,070
Transportation	14,096,949	13,974,062	12,119,548	11,537,238
Interest on Long-Term Debt	2,878,444	3,186,377	2,499,618	2,735,663
Business-Type	4,787,482	4,239,106	(35,857)	(443,442)
Other	5,291,289	4,898,814	5,240,111	4,821,055
<b>Total Expenses</b>	<u>\$191,102,025</u>	<u>\$200,126,426</u>	<u>\$143,448,463</u>	<u>\$141,280,548</u>

**Instruction** expenses include the activities involving the interaction between teachers and students in a school classroom, another location such as a home or hospital, and in other learning situations such as those involving co-curricular activities.

**Support Services** includes expenses for pupils and instructional staff providing administrative, technical, and logistical support to facilitate and enhance instruction. This area includes Attendance and Social Work Services, Health Services, Child Study Team Services, Curriculum Development, Staff Training, and School Library Services.

**JACKSON TOWNSHIP BOARD OF EDUCATION  
 JACKSON, NEW JERSEY  
 MANAGEMENT'S DISCUSSION AND ANALYSIS  
 FOR THE FISCAL YEAR ENDED JUNE 30, 2019  
 UNAUDITED (Continued)**

**School Administration, General Administration, Central Service & Administrative Technology** includes expenses associated with administrative responsibility for the schools: Supervision of the schools, evaluation of school staff members, fiscal services, human resources, strategic planning, purchasing, payroll, and management of the district's information technology system.

**Operation and Maintenance of Facilities** involve keeping the physical plant open, comfortable, and safe for use, and keeping the grounds, buildings, and equipment in effective working condition.

**Pupil Transportation** includes activities involved with the conveyance of students to and from school, as well as to and from school activities, as provided by Federal and State law.

**Interest** on debt involves the transactions associated with the payment of interest and other related charges to debt of the School District.

**Business Type Activities** involves the transactions associated with the operation of the Food Service, Child Care, Community School, Preschool, Extended Enrichment Kindergarten, Digital Mass Media, Summer Elective and STEM Summer Camp Programs.

**Other** includes special schools and unallocated depreciation.

**The School District's Funds**

All governmental funds (i.e., general fund, special revenue fund, capital projects fund and debt service fund presented in the fund-based statements) are accounted for using the modified accrual basis of accounting. Total revenues amounted to \$169,073,347 and expenditures were \$173,198,150. The District also had \$1,291,231 in other financing sources consisting mainly of capital lease proceeds and Inter-equity transfers. The net negative change in fund balance for the year was \$2,833,572.

As demonstrated by the various statements and schedules included in the financial section of this report, the District continues to meet its responsibility for sound financial management. The following schedules present a summary of the revenues of the general fund, special revenue fund and debt service fund for the fiscal year ended June 30, 2019, and the amount and percentage of increases and decreases in relation to prior year revenues.

REVENUES (FUND-BASED FINANCIAL STATEMENTS):

	<u>Amount</u>	<u>Percentage</u>	<u>Increase/Decrease from 2018</u>	<u>Percentage Change</u>
Local Sources	\$93,905,520	55.56%	\$4,328,651	4.83%
State Sources	71,804,170	42.48%	1,722,659	2.46%
Federal Sources	<u>3,311,018</u>	<u>1.96%</u>	<u>3,443</u>	<u>0.10%</u>
	<u>\$169,020,708</u>	<u>100.00%</u>	<u>\$6,054,753</u>	<u>3.72%</u>

The increase in State sources is due to activity relating to the reduction in State Aid off set by an increase in on-behalf contributions.

**JACKSON TOWNSHIP BOARD OF EDUCATION  
JACKSON, NEW JERSEY  
MANAGEMENT'S DISCUSSION AND ANALYSIS  
FOR THE FISCAL YEAR ENDED JUNE 30, 2019  
UNAUDITED (Continued)**

The following schedule represents a summary of general fund, special revenue fund, and debt service fund expenditures for the fiscal year ended June 30, 2019, and the percentage of increases and decreases in relation to prior year amounts.

**EXPENDITURES (FUND BASED FINANCIAL STATEMENTS)**

	<u>Amount</u>	<u>Percentage</u>	<u>Increase/(Decrease) from 2018</u>	<u>Percentage Change</u>
Current Expense:				
Instruction	\$56,273,889	32.86%	\$442,316	0.79%
Undistributed	100,144,912	58.47%	5,334,680	5.63%
Capital Outlay	2,344,394	1.37%	367,842	18.61%
Special Schools	307,560	0.18%	5,194	1.72%
Special Revenue	3,264,314	1.91%	(79,383)	-2.37%
Debt Service:				
Principal	6,110,000	3.57%	710,000	13.15%
Interest	2,832,438	1.65%	(281,638)	-9.04%
<b>Total</b>	<b><u>\$171,277,506</u></b>	<b><u>100.01%</u></b>	<b><u>\$6,499,011</u></b>	<b><u>3.94%</u></b>

Changes in expenditures were the results of varying factors.

**General Fund Budgeting Highlights**

The School District's budget is prepared according to New Jersey law, and is based on accounting for certain transactions on a basis of cash receipts, disbursements, and encumbrances. The most significant budgeted fund is the General Fund.

Over the course of the year, the District revised the annual operating budget as needed. Revisions in the budget were made to recognize revenues that were not anticipated and to prevent over-expenditures in specific line item accounts. Several of these revisions bear notation:

- ◆ The District received \$1,398,600 in extraordinary aid, which is state aid for special education students whose individual program cost exceeds program guidelines; this was \$298,600 more than anticipated. There was no guarantee from the Department of Education that these funds would be available.
- ◆ TPAF, which is the state's contribution to the pension fund, is neither a revenue item nor an expenditure item to the District but is required to be reflected in the financial statements. This number is reflective of the amount of money the New Jersey Department of Education pays on-behalf of certified staff for pension and FICA purposes. Salaries of regular instruction continue to increase in proportion with negotiated contracts.
- ◆ The District's philosophy is to include special education students in regular academic classes whenever possible but with additional services. Students who may have been originally scheduled for Resource Room classes were scheduled for Inclusion classes. This necessitates the cost for additional instructional aides and teachers to accommodate resource students.

**JACKSON TOWNSHIP BOARD OF EDUCATION  
JACKSON, NEW JERSEY  
MANAGEMENT'S DISCUSSION AND ANALYSIS  
FOR THE FISCAL YEAR ENDED JUNE 30, 2019  
UNAUDITED (Continued)**

**Capital Assets**

At the end of the fiscal year 2019, the School District had \$131,107,094 invested in land, building, furniture and equipment, and vehicles. Table 4 shows fiscal year 2019 balances compared to 2018.

**Table 4  
Capital Assets (Net of Depreciation) at June 30**

	<u>2019</u>	<u>2018</u>
Land	15,707,450	15,707,450
Construction in Progress	1,912,044	9,800
Site Improvements	1,637,611	1,511,025
Building and Building Improvements	102,962,199	107,390,774
Machinery and Equipment	6,757,614	6,488,045
	<u>\$128,976,918</u>	<u>\$131,107,094</u>

Overall capital assets decreased \$2,130,176 from fiscal year 2018 to fiscal year 2019. The decrease in capital assets is due primarily to depreciation. For more detailed information, please refer to the Notes to the Financial Statements.

**Debt Administration**

At June 30, 2019, the School District had \$116,471,941 of outstanding debt. Of this amount, \$5,598,265 is for compensated absences; \$1,941,261 for various capital leases; \$55,530,000 of serial bonds for school construction; \$3,842,114 in unamortized bond premium and \$49,560,301 in net pension liability.

Table 5 illustrates the balances of the District's various bonds issues outstanding at June 30, 2019 and June 30, 2018.

**Table 5  
Outstanding Bonded Debt at June 30,**

	<u>2019</u>	<u>2018</u>
2006 Refunding Bonds	\$22,110,000.00	\$27,435,000.00
2014 Refunding Bonds	6,270,000.00	7,055,000.00
2017 Refunding Bonds	27,150,000.00	27,150,000.00
<b>Total</b>	<u>\$55,530,000.00</u>	<u>\$61,640,000.00</u>

At June 30, 2019, the School District's overall legal debt margin was \$226,417,532.93

**JACKSON TOWNSHIP BOARD OF EDUCATION  
JACKSON, NEW JERSEY  
MANAGEMENT'S DISCUSSION AND ANALYSIS  
FOR THE FISCAL YEAR ENDED JUNE 30, 2019  
UNAUDITED (Continued)**

**For the Future**

The Jackson School District is in good financial condition presently. The School District is proud of its community support of the public schools. The 2018-2019 school year marks the first year of serious state aid deductions for the Jackson Township School District. The State of NJ passed legislation known as "S2" which is adversely affecting many Ocean County School Districts. For Jackson, it is estimated to cut state aid by as much as \$18,000,000 over this 7 year period. There is uncertainty regarding the method and amount of funding of the state's portion of educational aid and the District is pursuing avenues to get answers for their methodology. The Board and Administration continue to find creative means to fill the gap between funding, and the cost to provide an exceptional education to Jackson's students.

In addition, the School District's system for financial planning, budgeting and internal financial controls are well regarded. The School District plans to continue its sound fiscal management to meet the challenge of the future. In conclusion, the Jackson School District has committed itself to financial excellence for many years.

**Contacting the School District's Financial Management**

This financial report is designed to provide our citizens, taxpayers, investors, and creditors with a general overview of the School District's finances and to show the School District's accountability for the money it receives. If you have questions about this report or need additional information, contact Ms. Michelle D. Richardson, Business Administrator/Board Secretary at Jackson Township Board of Education, Administration Building, 151 Don Connor Blvd., Jackson, NJ 08527. Please visit our website at [www.jacksonsd.org](http://www.jacksonsd.org).



## **BASIC FINANCIAL STATEMENTS**

The basic financial statements provide a financial overview of the District's operations. These financial statements present the financial position and operating results of all funds as of June 30, 2019

## **DISTRICT-WIDE FINANCIAL STATEMENTS**

The statement of net position and the statement of activities display information about the District. These statements include the financial activities of the overall district, except for fiduciary activities. Eliminations have been made to minimize the double counting of internal activities. These statements distinguish between the governmental and business-type activities of the District.

JACKSON TOWNSHIP SCHOOL DISTRICT  
STATEMENT OF NET POSITION  
JUNE 30, 2019

	<u>GOVERNMENTAL</u> <u>ACTIVITIES</u>	<u>BUSINESS-TYPE</u> <u>ACTIVITIES</u>	<u>TOTAL</u>
<b>ASSETS:</b>			
Cash and cash equivalents	\$9,499,258.30	\$2,739,825.05	\$12,239,083.35
Receivables, net	2,046,857.36	72,661.94	2,119,519.30
Interfunds		213.64	213.64
Inventory		41,015.53	41,015.53
<b>Restricted assets:</b>			
Restricted cash and cash equivalents	561,795.66		561,795.66
<b>Capital assets:</b>			
Non-Depreciable	17,619,494.16		17,619,494.16
Depreciable, net	111,357,424.19	1,158,333.42	112,515,757.61
Total Assets	<u>141,084,829.67</u>	<u>4,012,049.58</u>	<u>145,096,879.25</u>
<b>DEFERRED OUTFLOWS OF RESOURCES:</b>			
Loss on Refunding of Long Term Debt	921,966.45		921,966.45
Premium on Refunding of Long Term Debt	3,842,114.11		3,842,114.11
Pension Related	12,282,615.00		12,282,615.00
Total Deferred Outflow of Resources	<u>17,046,695.56</u>		<u>17,046,695.56</u>
<b>LIABILITIES:</b>			
Accounts payable	3,381,943.40	45,959.28	3,427,902.68
Payable to state government	58,616.00		58,616.00
Unearned revenue	137,638.39	379,143.62	516,782.01
Accrued Interest Payable	186,417.71		186,417.71
<b>Noncurrent liabilities:</b>			
Due within one year:			
Bonds and capital leases payable	7,201,929.35		7,201,929.35
Due beyond one year:			
Net Pension Liability	49,560,301.00		49,560,301.00
Compensated absences payable	5,598,265.08	154,414.31	5,752,679.39
Bonds and capital leases payable	54,111,445.57		54,111,445.57
Total liabilities	<u>120,236,556.50</u>	<u>579,517.21</u>	<u>120,816,073.71</u>
<b>DEFERRED INFLOWS OF RESOURCES:</b>			
Related to pensions	17,053,256.00		17,053,256.00
Gain on Refunding of Long Term Debt	2,734,545.45		2,734,545.45
	<u>19,787,801.45</u>		<u>19,787,801.45</u>
<b>NET POSITION:</b>			
Net investment in capital assets	70,179,131.53	1,158,333.42	71,337,464.95
<b>Restricted for:</b>			
Capital projects fund	3,810,444.85		3,810,444.85
Debt service fund	16,684.00		16,684.00
Other purposes	3,674,506.72		3,674,506.72
Unrestricted (deficit)	<u>(59,573,599.82)</u>	<u>2,274,198.95</u>	<u>(57,299,400.87)</u>
Total net position	<u>\$18,107,167.28</u>	<u>\$3,432,532.37</u>	<u>\$21,539,699.65</u>

The accompanying Notes to the Financial Statements are an integral part of this statement.

JACKSON TOWNSHIP SCHOOL DISTRICT  
STATEMENT OF ACTIVITIES  
JUNE 30, 2019

Functions/Programs	Expenses	Indirect Cost Allocation	Programs Revenues		Net (Expense) Revenue and Changes in Net Position	
			Charges for Services	Operating Grants and Contributions	Governmental Activities	Business-type Activities
<b>Governmental Activities:</b>						
Instruction:						
Regular	\$ 36,575,621.92	\$ 27,875,653.82	\$	\$ 16,921,749.41	\$	\$ (47,529,526.33)
Special	19,146,030.37	18,663,324.22		10,880,272.46		(26,929,082.13)
Other Instruction	3,139,162.12	2,074,045.80		1,272,565.40		(3,940,642.52)
Support services:						
Tuition	5,464,214.30	(5,464,214.30)				
Student and instruction related services	15,830,696.06	10,792,022.79		7,254,992.91		(19,367,725.94)
General administrative services	1,923,294.44	(675,378.58)		52,561.37		(1,195,354.49)
School administrative services	5,476,826.26	5,429,972.21		2,763,987.89		(8,142,810.58)
Central services/Admin information technology	2,595,260.88	1,049,918.51		262,806.84		(3,385,372.55)
Plant operations and maintenance	10,919,772.52	3,228,637.52		1,013,881.13		(13,134,528.91)
Pupil transportation	10,284,099.63	3,812,849.70		1,977,400.97		(12,119,548.36)
Unallocated benefits	65,652,016.53	(65,652,016.53)				
Special Schools	307,560.42	157,394.34		51,178.17		(413,776.59)
Interest on Long-Term Debt	2,878,443.82			378,825.92		(2,499,617.90)
Unallocated depreciation	6,118,943.60	(1,292,209.50)				(4,826,334.10)
Total governmental activities	<u>186,314,542.87</u>	<u>(1,292,209.50)</u>		<u>42,830,222.47</u>		<u>(143,484,320.40)</u>
<b>Business-type activities</b>						
Child Care	1,156,862.19		1,469,319.38		312,457.19	312,457.19
Food Service	3,236,870.46		1,701,969.54		(329,419.14)	(329,419.14)
Community School	91,613.59		94,505.45		2,891.86	2,891.86
Preschool	228,260.25		279,602.90		51,342.65	51,342.65
Digital Media	50,384.92		40,310.00		(10,074.92)	(10,074.92)
Summer Electives	18,594.24		24,725.00		6,130.76	6,130.76
STEM Summer Camp	4,896.48		7,425.00		2,528.52	2,528.52
Total business-type activities	<u>4,787,482.13</u>		<u>3,617,857.27</u>		<u>35,856.92</u>	<u>35,856.92</u>
<b>Total primary government</b>	<b>\$ 191,102,025.00</b>		<b>\$ 3,617,857.27</b>	<b>\$ 44,035,704.25</b>	<b>\$ 35,856.92</b>	<b>\$ (143,448,463.48)</b>

General Revenues:

Taxes:					
Property taxes, levied for general purposes, net	\$	\$	\$	\$	\$
Taxes levied for debt service	7,374,647.00		84,481,516.00		84,481,516.00
Federal and state aid not restricted	49,603,763.75		49,603,763.75		49,603,763.75
Federal and state aid restricted	828,157.14		828,157.14		828,157.14
Miscellaneous income	2,050,706.70		2,050,706.70		2,050,706.70
Disposal of capital asset (net)	(3,353.00)		(3,353.00)		(3,353.00)
Transfers	300,000.00		300,000.00		300,000.00
Total general revenues and special items	<u>144,635,457.59</u>		<u>144,635,457.59</u>		<u>144,335,457.59</u>
Change in Net Position	1,151,137.19		(264,143.08)		886,994.11
Net Position - beginning	16,956,030.09		3,696,675.45		20,652,705.54
Net Position ending	<u>18,107,167.28</u>		<u>3,432,532.37</u>		<u>21,539,699.65</u>

The accompanying Notes to the Financial Statements are an integral part of this statement.

## **MAJOR FUND FINANCIAL STATEMENTS**

The Individual Fund financial statements and schedules present more detailed information for the individual fund in a format that segregates information by fund type.

JACKSON TOWNSHIP SCHOOL DISTRICT  
BALANCE SHEET  
GOVERNMENTAL FUNDS  
JUNE 30, 2019

	GENERAL FUND	SPECIAL REVENUE FUND	CAPITAL PROJECTS FUND	DEBT SERVICE FUND	TOTAL GOVERNMENTAL FUNDS
<b>ASSETS:</b>					
Cash and cash equivalents	\$ 4,770,891.33		\$ 4,455,157.97	\$ 273,209.00	\$ 9,499,258.30
Cash, Capital Reserve	561,795.66				561,795.66
Other receivables		11,713.98			11,713.98
Due from other funds	675,107.53				675,107.53
Receivables from other governments	<u>1,638,148.00</u>	<u>282,005.51</u>			<u>1,920,153.51</u>
<b>Total assets</b>	<u>\$ 7,645,942.52</u>	<u>\$ 293,719.49</u>	<u>\$ 4,455,157.97</u>	<u>\$ 273,209.00</u>	<u>\$ 12,668,028.98</u>
<b>LIABILITIES AND FUND BALANCES:</b>					
<b>Liabilities:</b>					
Accounts payable	\$ 876,176.39	\$ 2,302.01			\$ 878,478.40
Interfund payables		201,312.09	158,660.13	200,145.44	560,117.66
Payable to state government		58,616.00			58,616.00
Unearned revenue	<u>106,149.00</u>	<u>31,489.39</u>			<u>137,638.39</u>
<b>Total liabilities</b>	<u>982,325.39</u>	<u>293,719.49</u>	<u>158,660.13</u>	<u>200,145.44</u>	<u>1,634,850.45</u>
<b>Fund balances:</b>					
<b>Restricted:</b>					
Capital reserve account	561,795.66				561,795.66
Reserved Excess Surplus designated for subsequent years expenditures	3,112,711.06				3,112,711.06
Capital projects fund			486,052.99		486,052.99
Debt service fund				56,379.56	56,379.56
<b>Assigned:</b>					
Designated for subsequent years expenditures	3,295,818.94			16,684.00	3,312,502.94
<b>Committed:</b>					
Encumbrances			3,810,444.85		3,810,444.85
<b>Unassigned</b>					
General fund (Deficit)	<u>(306,708.53)</u>				<u>(306,708.53)</u>
<b>Total fund balances</b>	<u>6,663,617.13</u>		<u>4,296,497.84</u>	<u>73,063.56</u>	<u>11,033,178.53</u>
<b>Total liabilities and fund balances</b>	<u>\$ 7,645,942.52</u>	<u>\$ 293,719.49</u>	<u>\$ 4,455,157.97</u>	<u>\$ 273,209.00</u>	<u>\$ 12,668,028.98</u>

The accompanying Notes to the Financial Statements are an integral part of this statement.

TOWNSHIP OF JACKSON SCHOOL DISTRICT  
BALANCE SHEET  
GOVERNMENTAL FUNDS  
JUNE 30, 2019

Total Fund Balances (Brought Forward)		\$11,033,178.53
Amounts Reported for Governmental Activities in the Statement of Net Position (A-1) are different because:		
Capital assets used in governmental activities are not financial resources and therefore are not reported in the funds.		
Cost of Assets	\$225,282,398.19	
Accumulated Depreciation	<u>(96,305,479.84)</u>	
		128,976,918.35
Long term liabilities, including bonds payable, and other related amounts that are not due and payable in the current period and therefore are not reported as liabilities in the funds.		
Net Pension Liability	(49,560,301.00)	
Compensated Absences	(5,598,265.08)	
Bonds Payable		
Outstanding at June 30, 2019	\$ (55,530,000.00)	
Less: Unamortized Balance of Refunding Bonds	<u>(1,812,579.00)</u>	
	(57,342,579.00)	
Capital Leases:		
Outstanding at June 30, 2019	<u>(1,941,260.81)</u>	
	<u>(1,941,260.81)</u>	
		(114,442,405.89)
Deferred Outflows and Inflows of resources are applicable to future periods and therefore are not reported in the funds.		
Pensions:		
Deferred Outflows		
Pension related	<u>12,282,615.00</u>	
		12,282,615.00
Deferred Inflows:		
Pension related		(17,053,256.00)
Certain liabilities are not due and payable in the current period and therefore, are not reported in the governmental funds.		
Accounts Payable - Pension Related	(2,503,465.00)	
Accrued Interest Payable	<u>(186,417.71)</u>	
		<u>(2,689,882.71)</u>
Net Position of Governmental Activities		<u><u>\$18,107,167.28</u></u>

The accompanying Notes to the Financial Statements are an integral part of this statement.

JACKSON TOWNSHIP BOARD OF EDUCATION  
STATEMENT OF REVENUES, EXPENDITURES AND CHANGES IN FUND BALANCE  
GOVERNMENTAL FUNDS  
FOR THE FISCAL YEAR ENDED JUNE 30, 2019

	GENERAL FUND	SPECIAL REVENUE FUND	CAPITAL PROJECTS FUND	DEBT SERVICE FUND	TOTAL GOVERNMENTAL FUNDS
<b>REVENUES:</b>					
Local sources:					
Local tax levy	\$ 84,481,516.00	\$	\$	7,374,647.00	\$ 91,856,163.00
Interest on capital reserve	29,908.55				29,908.55
Miscellaneous	1,966,927.92	52,520.80	52,639.47		2,072,088.19
<b>Total - local sources</b>	<b>86,478,352.47</b>	<b>52,520.80</b>	<b>52,639.47</b>	<b>7,374,647.00</b>	<b>93,958,159.74</b>
State sources	70,509,007.02	111,332.00		1,183,831.00	71,804,170.02
Federal sources	210,556.75	3,100,460.79			3,311,017.54
<b>Total revenues</b>	<b>157,197,916.24</b>	<b>3,264,313.59</b>	<b>52,639.47</b>	<b>8,558,478.00</b>	<b>169,073,347.30</b>
<b>EXPENDITURES:</b>					
Current expense:					
Regular instruction	36,575,621.92				36,575,621.92
Special instruction	16,559,104.78	2,586,925.59			19,146,030.37
Other Instruction	3,139,162.12				3,139,162.12
Support services:					
Tuition	5,464,214.30				5,464,214.30
Student & instruction related services	15,176,460.12	654,235.94			15,830,696.06
General administrative services	1,923,294.44				1,923,294.44
School administrative services	5,476,826.26				5,476,826.26
Central service/Admin information technology	2,598,260.88				2,598,260.88
Plant operations and maintenance	10,919,772.52				10,919,772.52
Pupil transportation	11,240,312.69				11,240,312.69
Unallocated benefits	47,345,770.80				47,345,770.80
Special schools	307,560.42				307,560.42
Debt Service:					
Principal				6,110,000.00	6,110,000.00
Interest				2,832,437.50	2,832,437.50
Capital outlay	2,344,393.91	23,152.06	1,920,644.16		4,288,190.13
<b>Total expenditures</b>	<b>159,070,755.16</b>	<b>3,264,313.59</b>	<b>1,920,644.16</b>	<b>8,942,437.50</b>	<b>173,198,150.41</b>
Excess (deficiency) of revenues over (under) expenditures	(1,872,838.92)		(1,868,004.69)	(383,959.50)	(4,124,803.11)
Other financing sources (uses):					
Transfers In/out	(4,992,405.00)		5,239,765.53	52,639.47	300,000.00
Interest earned on Arbitrage reserve				3,739.12	3,739.12
Capital leases (non-budgeted)	987,491.64				987,491.64
<b>Total other financing sources</b>	<b>(4,004,913.36)</b>		<b>5,239,765.53</b>	<b>56,378.59</b>	<b>1,291,230.76</b>
<b>Net change in fund balances</b>	<b>(5,877,752.28)</b>		<b>3,371,760.84</b>	<b>(327,580.91)</b>	<b>(2,833,572.35)</b>
Fund balances, July 1, 2018	12,541,369.41	\$ -0-	\$ 924,737.00	\$ 400,644.47	13,866,750.88
Fund balances, June 30, 2019	\$ 6,663,617.13	\$ -0-	\$ 4,296,497.84	\$ 73,063.56	\$ 11,033,178.53

The accompanying Notes to the Financial Statements are an integral part of this statement.



JACKSON TOWNSHIP SCHOOL DISTRICT  
RECONCILIATION OF THE STATEMENT OF REVENUES, EXPENDITURES  
AND CHANGES IN FUND BALANCES OF GOVERNMENTAL FUNDS  
TO THE STATEMENT OF ACTIVITIES  
FOR THE FISCAL YEAR ENDED JUNE 30, 2019

Total net change in fund balances - governmental funds (from B-2)		(\$2,833,572.35)
Amounts reported for governmental activities in the statement of activities (A-2) are different because:		
Capital outlays are reported in governmental funds as expenditures. However, in the statement of activities, the cost of those assets is allocated over their estimated useful lives as depreciation expense. This is the amount by which capital outlays exceeded depreciation in the period.		
Depreciation expense		(6,118,543.60)
Capital outlays	\$4,288,190.13	
Less: Capital Outlays not capitalized	<u>(296,469.57)</u>	3,991,720.56
Repayment of bond principal is an expenditure in the governmental funds, but the repayment reduces long-term liabilities in the statement of net position and is not reported in the statement of activities.		
Bonds Paid by Budget		6,110,000.00
Proceeds from debt issues are a financing source in governmental funds. They are not revenue in the statement of activities; issuing debt increases long-term liabilities in the statement of net position.		
Capital lease proceeds - Current Year		(990,000.00)
Repayment of long-term debt is an expenditure in the governmental funds, but the repayment reduces long-term liabilities in the statement of net position and is not reported in the statement of activities.		
Payment of capital lease payable		956,213.06
In the statement of activities, interest on long-term debt is accrued, regardless of when due. In governmental funds, interest is reported when due. The accrued interest is an addition in the reconciliation.		
		24,731.77
Gains and losses on refunding bonds are reported in the Governmental Funds as expenditures in the year the bonds are issued. However, on the Statement of Activities the costs are amortized over the life of the Bonds.		
		225,731.48
In the statement of activities, only the gain on the disposal of capital assets is reported, whereas in the governmental funds, the proceeds from a sale increase financial resources. Thus, the change in net position will differ from the change in fund balance by the cost of the asset removed(-).		
		(3,353.00)
District pension contributions are reported as expenditures in the governmental funds when made. However, they are reported as deferred outflows of resources in the Statement of Net Position because the reported net pension liability is measured a year before the District's report date. Pension expense, which is the change in the net pension liability adjusted for changes in deferred outflows and inflows of resources related to pensions, is reported in the Statement of Activities.		
District pension contributions	2,503,694.00	
Less: Pension expense	<u>(2,738,256.00)</u>	(234,562.00)
In the statement of activities, certain expenses, e.g., compensated absences (vacations) are measured by the amounts earned during the year. In governmental funds, however, expenditures for these items are reported in the amount of financial resources used (paid). When the earned amount exceeds the paid amount, the difference is a reduction in the reconciliation (-). When the paid amount exceeds the earned amount the difference is an addition to the reconciliation (+).		
		<u>22,771.27</u>
Change in net position of governmental activities (A-2)		<u>\$1,151,137.19</u>

The accompanying Notes to the Financial Statements are an integral part of this statement.

**OTHER FUNDS**

JACKSON TOWNSHIP SCHOOL DISTRICT  
 COMBINING STATEMENT OF NET POSITION  
 PROPRIETARY FUNDS - ENTERPRISE FUNDS  
 JUNE 30, 2019

	CHILD CARE FUND	FOOD SERVICE FUND	COMMUNITY SCHOOL FUND	PRE-SCHOOL FUND	DIGITAL MEDIA FUND	SUMMER ELECTIVES	STEM SUMMER CAMP	TOTAL
<b>BUSINESS-TYPE ACTIVITIES - ENTERPRISE FUND</b>								
<b>ASSETS:</b>								
Current assets:								
Cash and cash equivalents	\$1,159,045.49	\$766,793.14	\$189,228.29	\$550,473.92	\$28,990.67	\$38,422.20	\$6,871.34	\$2,739,825.05
Accounts receivable:								
State		2,000.66						2,000.66
Federal		70,508.28						70,508.28
Other		153.00						153.00
Interfunds		213.64						213.64
Inventories		41,015.53						41,015.53
Total current assets	1,159,045.49	880,684.25	189,228.29	550,473.92	28,990.67	38,422.20	6,871.34	2,853,716.16
Noncurrent assets:								
Furniture, machinery and equipment		2,203,485.23						2,203,485.23
Less accumulated depreciation		(1,045,151.81)						(1,045,151.81)
Total noncurrent assets		1,158,333.42						1,158,333.42
Total assets	1,159,045.49	2,039,017.67	189,228.29	550,473.92	28,990.67	38,422.20	6,871.34	4,012,049.58
<b>LIABILITIES:</b>								
Current liabilities:								
Unearned revenue	207,740.54	66,389.08	25,648.00	37,361.00	18,155.00	18,975.00	4,875.00	379,143.62
Accounts payable	37,201.90		1,278.00	2,121.88	5,357.50			45,959.28
Noncurrent liabilities:								
Due beyond one year:								
Compensated absences	9,492.17	126,607.14		18,315.00				154,414.31
Total current liabilities	254,434.61	192,996.22	26,926.00	57,797.88	23,512.50	18,975.00	4,875.00	579,517.21
Total liabilities	254,434.61	192,996.22	26,926.00	57,797.88	23,512.50	18,975.00	4,875.00	579,517.21
<b>NET POSITION:</b>								
Net investment in capital assets	904,610.88	1,158,333.42	162,302.29	482,676.04	5,478.17	19,447.20	1,986.34	1,158,333.42
Unrestricted		687,688.03						687,688.03
Total net position	\$904,610.88	\$1,846,021.45	\$162,302.29	\$492,676.04	\$5,478.17	\$19,447.20	\$1,986.34	\$3,432,552.37

The accompanying Notes to the Financial Statements are an integral part of this statement.

JACKSON TOWNSHIP SCHOOL DISTRICT  
STATEMENT OF REVENUES, EXPENSES AND CHANGES IN NET POSITION  
PROPRIETARY FUNDS  
FOR THE FISCAL YEAR ENDED JUNE 30, 2019

	BUSINESS-TYPE ACTIVITIES - ENTERPRISE FUND							TOTAL
	CHILD CARE FUND	FOOD SERVICE FUND	COMMUNITY SCHOOL FUND	PRE-SCHOOL FUND	DIGITAL MEDIA FUND	SUMMER ELECTIVES	STEM SUMMER CAMP	
<b>OPERATING REVENUES:</b>								
Charges for services:								
Daily sales - reimbursable programs		\$998,429.96						\$998,429.96
Daily sales - non-reimbursable programs		668,201.80						668,201.80
Special Functions		35,337.78				\$24,725.00	\$7,425.00	35,337.78
Tuition - Individuals	\$1,469,319.38		\$94,505.45	\$279,602.90	\$40,310.00			1,915,887.73
Total operating revenues	1,469,319.38	1,701,969.54	94,505.45	279,602.90	40,310.00	24,725.00	7,425.00	3,617,857.27
<b>OPERATING EXPENSES:</b>								
Cost of sales - reimbursable		834,083.70						834,083.70
Cost of sales - non-reimbursable		284,352.50						284,352.50
Salaries	944,388.68	972,469.69	67,969.70	227,515.25	28,259.00	14,096.00	4,320.00	2,259,018.32
Employee benefits	149,287.90	534,522.40	13,352.94					697,163.24
Other purchase service	11,590.69	75,853.47	9,965.00		15,568.00			112,977.16
Rentals	466.92							466.92
Supplies and materials	13,918.71	22,238.87	325.95			4,498.24	426.48	41,408.25
Non-instructional equipment		5,603.35			6,557.92			12,161.27
Miscellaneous	37,209.29	456,096.13		745.00			150.00	494,200.42
Depreciation		51,650.35						51,650.35
Total operating expenses	1,156,862.19	3,236,870.46	91,613.59	228,260.25	50,384.92	18,594.24	4,896.48	4,787,482.13
Operating income (loss)	312,457.19	(1,534,900.92)	2,891.86	51,342.65	(10,074.92)	6,130.76	2,528.52	(1,169,624.86)
<b>NONOPERATING REVENUES (EXPENSES):</b>								
State Sources								
State School Lunch Program		28,494.33						28,494.33
Federal Sources:								
National School Lunch Program		836,558.60						836,558.60
Healthy Hunger-Free Kids Act		32,827.20						32,827.20
National School Breakfast Program		105,206.83						105,206.83
Commissions / Rebates		18,836.76						18,836.76
Miscellaneous								
National food distribution commodities		183,558.06						183,558.06
Total nonoperating revenues (expenses)		1,205,481.78						1,205,481.78
Excess (deficiency) of revenues over (under) expenditures	312,457.19	(329,419.14)	2,891.86	51,342.65	(10,074.92)	6,130.76	2,528.52	35,856.92
Other financing uses:								
Transfer of funds	(300,000.00)							(300,000.00)
Total other financing (uses)	(300,000.00)							(300,000.00)
Net change in fund balances	12,457.19	(329,419.14)	2,891.86	51,342.65	(10,074.92)	6,130.76	2,528.52	(264,143.08)
Total net position - beginning	892,153.69	2,175,440.59	159,410.43	441,333.39	15,553.09	13,316.44	(532.18)	3,696,675.45
Total net position - ending	\$904,610.88	\$1,846,021.45	\$162,302.29	\$492,676.04	\$5,478.17	\$19,447.20	\$1,996.34	\$3,432,532.37

The accompanying Notes to the Financial Statements are an integral part of this statement.

JACKSON TOWNSHIP SCHOOL DISTRICT  
 COMBINING STATEMENT OF CASH FLOWS  
 PROPRIETARY FUNDS - ENTERPRISE FUNDS  
 FOR THE FISCAL YEAR ENDED JUNE 30, 2019

	BUSINESS-TYPE ACTIVITIES - ENTERPRISE FUND							TOTAL
	CHILD CARE FUND	FOOD SERVICE FUND	COMMUNITY SCHOOL FUND	PRE-SCHOOL FUND	DIGITAL MEDIA FUND	SUMMER ELECTIVES	STEM SUMMER CAMP	
Cash flows from operating activities:								
Receipts from customers	\$1,458,124.10	\$1,701,511.71	\$94,680.45	\$296,980.90	\$38,640.00	\$20,700.00	\$5,275.00	\$3,612,912.16
Payments to employees	(944,388.88)	(972,469.69)	(67,969.70)	(230,381.84)	(28,259.00)	(14,096.00)	(4,320.00)	(2,261,885.11)
Payments to employee benefits	(147,087.05)	(496,634.65)	(13,352.94)					(657,074.64)
Payments to suppliers	(66,454.40)	(1,498,161.29)	(10,433.95)	(725.00)	(16,768.42)	(4,498.24)	(576.48)	(1,597,617.78)
Net cash provided by (used for) operating activities	298,193.77	(1,265,753.92)	2,923.86	64,874.06	(6,387.42)	2,105.76	378.52	(903,665.37)
Cash flows from noncapital financing activities:								
State sources		32,474.40						32,474.40
Federal sources	(300,000.00)	1,104,069.26						1,104,069.26
Operating subsidies and transfers to other funds		18,536.76						(281,163.24)
Net cash provided by noncapital financing activities	(300,000.00)	1,155,380.42						855,380.42
Cash flows from capital and related financing activities:								
Purchases of capital assets		(24,838.59)						(24,838.59)
Net cash provided by (used for) capital and related financing activities		(24,838.59)						(24,838.59)
Net increase (decrease) in cash and cash equivalents	(1,806.23)	(135,212.09)	2,923.86	64,874.06	(6,387.42)	2,105.76	378.52	(73,123.54)
Cash and cash equivalents, July 1, 2018	1,160,851.72	902,005.23	186,304.43	485,599.86	35,378.09	36,316.44	6,492.82	2,812,948.59
Cash and cash equivalents, June 30, 2019	\$1,159,045.49	\$766,793.14	\$189,228.29	\$550,473.92	\$29,990.67	\$38,422.20	\$6,871.34	\$2,739,825.05
Reconciliation of operating income (loss) to net cash provided (used) by operating activities								
Operating income (loss)	\$312,457.19	(\$1,534,900.92)	\$2,891.86	\$51,342.65	(\$10,074.92)	\$6,130.76	\$2,528.52	(\$1,169,624.86)
Adjustments to reconciling operating income (loss) to net cash provided by (used for) operating activities:								
Depreciation								51,650.35
Federal commodities								183,558.06
Change in assets and liabilities:								
(Increase) decrease in other accounts receivable		337.00					(2,150.00)	337.00
Increase (decrease) in unearned revenue	(13,245.28)	(4,621.95)	175.00	16,378.00	(1,670.00)	(4,025.00)		(9,159.23)
Increase (decrease) in accounts payable	(3,218.99)		(143.00)	(281.59)	5,367.50			1,713.92
Increase (decrease) in compensated absences	2,200.85	37,887.75		(2,565.00)				37,523.60
(Increase) decrease in inventories	(14,263.42)	335.79	32.00	13,531.41	3,687.50	(4,025.00)	(2,150.00)	335.79
Net cash provided by (used for) operating activities	\$298,193.77	(\$1,265,753.92)	\$2,923.86	\$64,874.06	(\$6,387.42)	\$2,105.76	\$378.52	(\$903,665.37)

The accompanying Notes to the Financial Statements are an integral part of this statement.

JACKSON TOWNSHIP SCHOOL DISTRICT  
STATEMENT OF FIDUCIARY NET POSITION  
FIDUCIARY FUNDS  
FOR THE FISCAL YEAR ENDED JUNE 30, 2019

	<u>STATE UNEMPLOYMENT COMPENSATION TRUST FUND</u>	<u>AGENCY FUNDS</u>
<b>ASSETS:</b>		
Cash and cash equivalents	\$ 689,605.47	\$ 4,913,459.52
Intrafund Receivable	42,818.16	_____
	_____	_____
Total assets	\$ <u>732,423.63</u>	\$ <u>4,913,459.52</u>
<b>LIABILITIES:</b>		
Interfund payable	\$ _____	\$ 115,203.51
Intrafund payable	_____	42,818.16
Payroll deductions and withholdings	_____	772,744.80
Wages payable - summer payroll	_____	3,358,350.67
Due to student groups	_____	624,342.38
	_____	_____
Total liabilities	\$ _____	\$ <u>4,913,459.52</u>
<b>NET POSITION:</b>		
Held in trust for unemployment claims and other purposes	\$ <u>732,423.63</u>	_____
	_____	_____
Total net position	\$ <u>732,423.63</u>	\$ <u>-0-</u>

The accompanying Notes to the Financial Statements are an integral part of this statement.

JACKSON TOWNSHIP SCHOOL DISTRICT  
STATEMENT OF CHANGES IN FIDUCIARY NET POSITION  
FIDUCIARY FUNDS  
FOR THE FISCAL YEAR ENDED JUNE 30, 2019

		<u>STATE</u> <u>UNEMPLOYMENT</u> <u>COMPENSATION</u> <u>TRUST FUND</u>
<b>ADDITIONS:</b>		
Contributions:		
Other	\$	<u>220,366.66</u>
Total contributions		<u>220,366.66</u>
Investment earnings:		
Interest		<u>8,649.62</u>
Net investment earnings		<u>8,649.62</u>
Total additions		<u>229,016.28</u>
<b>DEDUCTIONS:</b>		
Unemployment claims		<u>111,622.90</u>
Total deductions		<u>111,622.90</u>
Change in net position		117,393.38
Net position beginning of year		<u>615,030.25</u>
Net position end of year	\$	<u><u>732,423.63</u></u>

The accompanying Notes to the Financial Statements are an integral part of this statement.

**Jackson Township School District**  
**Notes to the Financial Statements**  
**For the Fiscal Year Ending June 30, 2019**

**NOTE 1: SUMMARY OF SIGNIFICANT ACCOUNTING POLICIES**

The financial statements of the Township of Jackson School District (the "District") have been prepared in conformity with accounting principles generally accepted in the United States of America (GAAP) as applied to governmental units. The Governmental Accounting Standards Board (GASB) is the accepted standard-setting body for establishing governmental accounting and financial reporting principles. The more significant of the District's accounting policies are described below:

**Reporting Entity**

The Township of Jackson School District is a Type II District located in Ocean County, New Jersey. The School District is an instrumentality of the State of New Jersey, established to function as an educational institution. The Board of Education of the Jackson School District, comprised of seven elected individuals, is the primary governing authority of the District. A superintendent is appointed by the Board and is responsible for the administrative control of the District.

The primary criterion for including activities within the District's reporting entity, are set forth in Statement No. 39 of the Governmental Accounting Standards Board entitled "*Determining Whether Certain Organizations are Component Units*" (GASB 39), as codified in Section 2100 of the GASB Codification of Governmental Accounting and Financial Reporting Standards.

Organizations that are legally separate, tax-exempt entities and meet *all* of the following criteria should be discretely presented as component units. These criteria are:

1. The economic resources received or held by the separate organization are entirely or almost entirely for the direct benefit of the primary government
2. The primary government, or its component unit, is entitled to, or has the ability to otherwise access, a majority of the economic resources of the organization
3. The economic resources received or held by an *individual organization* that the specific primary government, or its component units, is entitled to, or has the ability to otherwise access, are significant to that primary government



**Jackson Township School District**  
**Notes to the Financial Statements**  
**For the Fiscal Year Ending June 30, 2019**

**NOTE 1: SUMMARY OF SIGNIFICANT ACCOUNTING POLICIES (CONTINUED)**

**Reporting Entity (Continued)**

The combined financial statements include all funds of the District over which the Board exercises operating control. The operations of the District include elementary schools, middle schools and high schools, located in the Township of Jackson. There were no additional entities required to be included in the reporting entity under the criteria as described above, in the current fiscal year. Furthermore, the District is not includable in any other reporting entity on the basis of such criteria.

**Basis of Presentation**

The District's basic financial statements consist of District-wide statements, including a statement of net position and a statement of activities, and fund financial statements which provide a more detailed level of financial information.

*District-wide Statements:* The statement of net position and the statement of activities display information about the District as a whole. These statements include the financial activities of the overall District, except for fiduciary activities. Eliminations have been made to minimize the double-counting of internal activities. These statements distinguish generally between the governmental and business-type activities of the District. Governmental activities generally are financed through taxes, intergovernmental revenues, and other non-exchange transactions. Business-type activities are financed in whole or in part by fees charged to external parties.

The statement of net position presents the financial condition of the governmental and business-type activities of the District at fiscal year end. The statement of activities presents a comparison between direct expenses and program revenues for the business-type activity of the District and for each function of the District's governmental activities. Direct expenses are those that are specifically associated with a program or function and, therefore, are clearly identifiable to a particular function. Program revenues include (a) fees and charges paid by the recipients of goods or services offered by the programs and (b) grants and contributions that are restricted to meeting the operational or capital requirement of a particular program. Revenues that are not classified as program revenues, including all taxes, are presented as general revenues. The comparison of direct expenses with program revenues identifies the extent to which each governmental function or business segment is self-financing or draws from the general revenues of the District.

**Jackson Township School District**  
**Notes to the Financial Statements**  
**For the Fiscal Year Ending June 30, 2019**

**NOTE 1: SUMMARY OF SIGNIFICANT ACCOUNTING POLICIES (CONTINUED)**

**Basis of Presentation (Continued)**

*Fund Financial Statements:* During the fiscal year, the District segregates transactions related to certain District functions or activities in separate funds in order to aid financial management and to demonstrate legal compliance. The fund financial statements provide information about the District's funds, including its fiduciary funds. Separate statements are presented for each fund category-governmental, proprietary, and fiduciary. The New Jersey Department of Education (NJDOE) has elected to require New Jersey districts to treat each governmental fund as a major fund in accordance with the option noted in GASB No. 34, paragraph 76. The NJDOE as the oversight entity believes that the presentation of all funds as major is important for the public interest and to promote consistency among District financial reporting models.

**Governmental Funds**

**General Fund** The general fund is the general operating fund of the District and is used to account for all expendable financial resources except those required to be accounted for in another fund. Included are certain expenditures for vehicles and movable instructional or non instructional equipment which are classified in the capital outlay sub-fund.

As required by the New Jersey Statement Department of Education, the District includes budgeted capital outlay in this fund. U.S. Generally Accepted Accounting Principles as they pertain to governmental entities state that general fund resources may be used to directly finance capital outlays for long-lived improvements as long as the resources in such cases are derived exclusively from unrestricted revenues. Resources for budgeted capital outlay purposes are normally derived from State of New Jersey Aid, district taxes, and appropriated fund balance. Expenditures are those that result in the acquisition of or additions to capital assets for land, existing buildings, improvements of grounds, construction of buildings, additions to or remodeling of buildings and the purchase of built-in equipment. These resources can be transferred from and to the current expense by Board resolution; in certain instances, approval by the County Superintendent of Schools may also be required.

**Special Revenue Fund** The special revenue fund is used to account for the proceeds of specific revenue sources from State and Federal Government (other than those for major capital projects, debt service or proprietary funds) and local appropriations that are legally restricted to expenditures for specified purposes.

**Jackson Township School District**  
**Notes to the Financial Statements**  
**For the Fiscal Year Ending June 30, 2019**

**NOTE 1: SUMMARY OF SIGNIFICANT ACCOUNTING POLICIES (CONTINUED)**

**Capital Projects Funds** The capital projects fund is used to account for all financial resources to be used for the acquisition or construction of major capital facilities (other than those financed by proprietary funds). The financial resources are derived from temporary notes or serial bonds that are specifically authorized by the voters as a separate question on the ballot either during the annual election or at a special election.

**Debt Service Fund** The debt service fund is used to account for the accumulation of resources for, and the payment of principal and interest on debt issued to finance major property acquisition, construction and improvement programs.

**Proprietary Funds**

**Enterprise Fund** The enterprise fund accounts for all revenues and expenses pertaining to the District's Food Service Child Care, Community School, Preschool, Digital Media, Summer Electives and STEM Summer Camp programs operations. These funds are utilized to account for operations that are financed and operated in a manner similar to private business enterprises. The stated intent is that the cost (*i.e.* expenses including depreciation and indirect costs) of providing goods or services to the students on a continuing basis are financed or recovered primarily through user charges.

**Fiduciary Funds**

**Agency Funds** The agency funds are used to account for assets held by the District on behalf of outside parties, including other governments, or on behalf of other funds within the District. The agency funds included are as follows:

**Payroll and Student Activities Funds** These are agency funds used to account for the assets that the District holds on behalf of others as their agent. Agency funds are custodial in nature and do not involve measurement of results of operations.

**Private Purpose Trust Funds** These trust funds are used to account for assets donated by individuals that will provide for the payment of awards and other purposes.

**Unemployment Insurance Trust Funds** An expendable trust fund used to account for unemployment compensation claims as they arise.

**Jackson Township School District**  
**Notes to the Financial Statements**  
**For the Fiscal Year Ending June 30, 2019**

**NOTE 1: SUMMARY OF SIGNIFICANT ACCOUNTING POLICIES (CONTINUED)**

**Basis of Accounting-Measurement Focus**

Basis of accounting determines when transactions are recorded in the financial records and reported in the financial statements.

District-wide, Proprietary, and Fiduciary Fund Financial Statements: The District-wide financial statements are prepared using the accrual basis of accounting. Governmental funds use the modified accrual basis of accounting. Differences in the accrual and modified accrual basis of accounting arise in the recognition of revenue, the recording of unearned revenue, and in the presentation for expenses versus expenditures. Ad Valorem (Property) Taxes are susceptible to accrual as under New Jersey State Statute a municipality is required to remit to its school district the entire balance of taxes in the amount voted upon or certified, prior to the end of the school year. The District records the entire approved tax levy as revenue (accrued) at the start of the fiscal year, since the revenue is both measurable and available.

The District is entitled to receive monies under the established payment schedule and the unpaid amount is considered to be an "accounts receivable". Revenue from grants, entitlements, and donations are recognized in the fiscal year in which all eligibility requirements have been satisfied. Governmental Fund Financial Statements: Governmental funds are reported using the current financial resources measurement focus and the modified accrual basis of accounting. Under this method, revenues are recognized when measurable and available. "Measurable" means the amount of the transactions can be determined and "available" means collectible within the current period or soon enough thereafter to be used to pay liabilities of the current period. Expenditures are recorded when the related fund liability is incurred, except for principal and interest on long-term debt, claims and judgments, and compensated absences, which are recognized as expenditures to the extent they have matured. General capital asset acquisitions are reported as expenditures in governmental funds. Proceeds from the issuance of long-term debt and acquisitions under capital leases are reported as other financing sources.

**Jackson Township School District**  
**Notes to the Financial Statements**  
**For the Fiscal Year Ending June 30, 2019**

**NOTE 1: SUMMARY OF SIGNIFICANT ACCOUNTING POLICIES (CONTINUED)**

**Budgets/Budgetary Control**

Annual appropriated budgets are prepared in the spring of each year for the general, special revenue, and debt service funds. The budgets are submitted to the county office for approval. In accordance with P.L. 2011, c. 202, which became effective January 17, 2012, the District elected to move the April 2013 school Board election to the date of the November general election thereby eliminating the vote on the annual base budget. Budgets are prepared using the modified accrual basis of accounting. The legal level of budgetary control is established at line item accounts within each fund. Line item accounts are defined as the lowest (most specific) level of detail as established pursuant to the minimum chart of accounts referenced in N.J.A.C. 6A:23-2.2(f)1. Expenditures may not legally exceed budgeted appropriations at the line item level. All budget amendments and transfers must be approved by School Board resolution. Budget amendments during the year ended June 30, 2019 totaled \$5,292,405.00.

All budget amounts presented in the accompanying supplementary information reflect the original budget and the amended budget (which have been adjusted for legally authorized revisions of the annual budgets during the year).

Appropriations, except remaining project appropriations, encumbrances, and unexpended grant appropriations, lapse at the end of each fiscal year. The capital projects fund presents the remaining project appropriations compared to current year expenditures. Formal budgetary integration into the accounting system is employed as a management control device during the fiscal year. For governmental funds, there are no substantial differences between the budgetary basis of accounting and generally accepted accounting principles (GAAP) with the exception of the legally mandated (N.J.S.A. 18A:22-44.2) revenue recognition of one or more deferred State Aid payments for budgetary purposes only due to the State deferral of such payments into the subsequent budget year and the accounting treatment of encumbrances in the special revenue fund as described below. Encumbrance accounting is also employed as an extension of formal budgetary integration in the governmental fund types. Unencumbered appropriations lapse at fiscal year end.

**Jackson Township School District**  
**Notes to the Financial Statements**  
**For the Fiscal Year Ending June 30, 2019**

**NOTE 1: SUMMARY OF SIGNIFICANT ACCOUNTING POLICIES (CONTINUED)**

**Budgets/Budgetary Control (Continued)**

The accounting records of the special revenue fund are maintained on the grant accounting budgetary basis. The grant accounting budgetary basis differs from GAAP in that the grant accounting budgetary basis recognized encumbrances as expenditures and also recognizes the related revenues, whereas the GAAP basis does not. Sufficient supplemental records are maintained to allow for the presentation of GAAP basis financial records.

**Encumbrance Accounting**

Under encumbrance accounting purchase orders, contracts and other commitments for the expenditures of resources are recorded to reserve a portion of the applicable appropriation. Open encumbrances in governmental funds other than the special revenue fund are reported as assigned fund balances at fiscal year end as they do not constitute expenditures or liabilities but rather commitments related to unperformed contracts for goods and services.

Open encumbrances in the special revenue and capital project funds for which the District has received advances are reflected in the balance sheet as unearned revenues at fiscal year end.

The encumbered appropriation authority carries over into the next fiscal year. An entry will be made at the beginning of the next fiscal year to increase the appropriation reflected in the certified budget by the outstanding encumbrance amount as of the current fiscal year end.

**Interfunds**

Interfund receivables and payables arise from transactions between particular funds and are considered short term in duration. The interfund transactions are recorded by all funds affected in the period in which the transactions are executed and are part of the district's available spendable resources.

**Inventories and Prepaid Expenses**

Inventories of materials and supplies held for consumption in the governmental funds are recorded as expenditures at the time of purchase and year end balances are not reported in the financial statements.

Inventories of food and/or supplies in the food service fund are recorded at cost on a first-in, first-out basis or, in the case of Food Distribution Commodities, at stated value which approximates market.

Prepaid expenses which benefit future periods, other than those recorded in the enterprise fund, are recorded as expenditures in the year of purchase.

**Jackson Township School District**  
**Notes to the Financial Statements**  
**For the Fiscal Year Ending June 30, 2019**

**NOTE 1: SUMMARY OF SIGNIFICANT ACCOUNTING POLICIES (CONTINUED)**

**Capital Assets**

The District has an established formal system of accounting for its capital assets. Capital Assets used for governmental purposes, which include land, buildings and improvements and furniture and equipment, are only reported in the district-wide financial statements. The District generally defines capital assets as assets with an initial cost of \$2,000.00 or more and an estimated useful life in excess of one year. Purchased or constructed capital assets are reported at cost. Donated capital assets are valued at their estimated fair market value on the date received. The cost of normal maintenance and repairs that do not add to the value of the asset or materially extend assets' lives are not capitalized.

Capital assets are depreciated in the district-wide statements using the straight-line method over the following estimated useful lives:

	<u>Estimated Life</u>
School Buildings	50
Building Improvements	20
Electrical/Plumbing	30
Vehicles	8
Office and Computer Equipment	10
Instructional Equipment	10
Grounds Equipment	15

**Compensated Absences**

The District accounts for compensated absences (e.g., unused vacation, sick leave) as directed by Governmental Accounting Standards Board Statement No. 16 (GASB 16), "Accounting for Compensated Absences." A liability for compensated absences attributable to services already rendered and not contingent on a specific event that is outside the control of the employer and employee is accrued as employees earn the rights to the benefits.

District employees are granted varying amounts of vacation and sick leave in accordance with the District's personnel policy and/or collective bargaining unit contracts. Upon termination, employees are paid for accrued vacation. Sick leave benefits provide for ordinary sick pay and begin vesting with the employee after four years of service.

**Jackson Township School District**  
**Notes to the Financial Statements**  
**For the Fiscal Year Ending June 30, 2019**

**NOTE 1: SUMMARY OF SIGNIFICANT ACCOUNTING POLICIES (CONTINUED)**

**Compensated Absences (Continued)**

The liability for compensated absences was accrued using the termination payment method, whereby the liability is calculated based on the amount of sick leave and vacation days that are expected to become eligible for payment upon termination. The District estimates its accrued compensated absences liability based on the accumulated sick and vacation days at the balance sheet date by those employees who are currently eligible to receive termination payments.

For the district-wide statements, the current portion is the amount estimated to be used in the following year. For the governmental funds in the fund financial statements, a liability is reported only for to the extent of the amount actually due at year end as a result of employee resignations/retirements. Compensated absences are a reconciling item between the fund level and district-wide presentations.

**Fund Equity**

Fund balance restrictions are used to indicate that portion of the fund balance that is not available for expenditures or is legally segregated for a specific future use. Designation of portions of the fund balances are established to indicate tentative plans for financial utilization in a future period. The unassigned fund balances represent the amount available for future budgetary operations.

**Unearned Revenue**

Unearned revenue in the special revenue and proprietary funds represents funds which have been received but not yet earned. A corresponding accounts receivable has also been established for any open encumbrances at year end which is an allowable practice under generally accepted accounting principles.

**Accrued Liabilities and Long-Term Obligations**

All payables, accrued liabilities, and long-term obligations are reported on the district-wide financial statements. In general, governmental fund payables and accrued liabilities that, once incurred, are paid in a timely manner and in full from current financial resources are reported as obligations of the funds. However, contractually required pension contributions and compensated absences that are paid from governmental funds are reported as liabilities on the fund financial statements only to the extent that they are due for payment during the current year. Long term debt is recognized as a liability on the fund financial statements when due.



**Jackson Township School District**  
**Notes to the Financial Statements**  
**For the Fiscal Year Ending June 30, 2019**

**NOTE 1: SUMMARY OF SIGNIFICANT ACCOUNTING POLICIES (CONTINUED)**

**Net Position**

Net Position represents the difference between assets and liabilities. Net investment in capital assets consists of capital assets, net of accumulated depreciation, reduced by the outstanding balance of any borrowing used for the acquisition, construction, or improvement of those assets. Net position is reported as restricted when there are limitations imposed on their use either through the enabling legislation adopted by the District or through external restrictions imposed by creditors, grantors, or laws or regulations of other governments. The District's policy is to first apply restricted resources when an expense is incurred for purposes for which both restricted and unrestricted net positions are available.

**Fund Balance Restrictions**

GASB Statement 54, "Fund Balance Reporting and Governmental Fund Type Definitions" modifies fund balance reporting and clarifies fund type definitions. This Statement aims to enhance the usefulness of fund balance information by providing clearer fund balance clarifications that can be applied more consistently.

Under the standard, in the fund financial statements, governmental funds report the following classifications of fund balance:

Nonspendable – includes amounts that cannot be spent because they are either not spendable in form or are legally or contractually required to be maintained intact.

Restricted – includes amounts restricted by external sources (creditors, laws of other governments, etc.) or by constitutional provision or enabling legislation. The District reports the Capital Reserve and Excess Surplus as Restricted Fund Balance.

Committed – includes amounts that can only be used for specific purposes. Committed fund balance is reported pursuant to resolutions passed by the Board of Education, the District's highest level of decision making authority. Commitments may be modified or rescinded only through resolutions approved by the Board of Education. The District reports Capital Projects Fund encumbrance balances as Committed Fund balance.

**Jackson Township School District**  
**Notes to the Financial Statements**  
**For the Fiscal Year Ending June 30, 2019**

**NOTE 1: SUMMARY OF SIGNIFICANT ACCOUNTING POLICIES (CONTINUED)**

**Fund Balance Restrictions (Continued)**

Assigned – includes amounts that the District intends to use for a specific purpose, but do not meet the definition of restricted or committed fund balance. Under the District’s policy, amounts may be assigned by the Business Administrator. The District reports General Fund Year End Encumbrances as Assigned Fund Balance.

Unassigned - is the residual classification for the general fund. This classification represents fund balance that has not been assigned to other funds and that has not been restricted, committed, or assigned to specific purposes within the general fund. The general fund should be the only fund that reports a positive unassigned fund balance amount. In other governmental funds, if expenditures incurred for specific purposes exceeded the amounts restricted, committed, or assigned to those purposes, it may be necessary to report a negative unassigned fund balance.

When an expenditure is incurred for purposes for which both restricted and unrestricted fund balance is available, the District considers restricted funds to have been spent first. When an expenditure is incurred for which committed, assigned, or unassigned fund balance are available, the District considers amounts to have been spent first out of committed funds, then assigned funds, and finally unassigned funds, as needed.

**Revenues Exchange and Non-exchange Transactions**

Revenue resulting from exchange transactions, in which each party gives and receives essentially equal value, is recorded on the accrual basis when the exchange takes place. On the modified accrual basis, revenue is recorded in the fiscal year in which the resources are measurable and become available. Available means the resources will be collected within the current fiscal year or are expected to be collected soon enough thereafter to be used to pay liabilities of the current fiscal year. For the District, “available” means within sixty days of the fiscal year end.

Non-exchange transactions, in which the District receives value without directly giving equal value in return, include property taxes, grants, entitlements, and donations. On the accrual basis, revenue from property taxes is recognized in the fiscal year for which the taxes are levied. Revenue from property taxes is recognized in the period in which the income is earned. Revenue from grants, entitlements, and donations is recognized in the fiscal year in which all eligibility requirements have been satisfied.

**Jackson Township School District**  
**Notes to the Financial Statements**  
**For the Fiscal Year Ending June 30, 2019**

**NOTE 1: SUMMARY OF SIGNIFICANT ACCOUNTING POLICIES (CONTINUED)**

**Revenues Exchange and Non-exchange Transactions (Continued)**

Eligibility requirements include timing requirements, which specify the year when the resources are required to be used or the fiscal year when use is first permitted; matching requirements, in which the District must provide local resources to be used for a specific purpose; and expenditure requirements, in which the resources are provided to the District on a reimbursement basis. On the modified accrual basis, revenue from non-exchange transactions must also be available before it can be recognized.

Under the modified accrual basis, the following revenue sources are considered both measurable and available at fiscal year end: property taxes available as an advance, interest, and tuition.

**Operating Revenues and Expenses**

Operating revenues are those revenues that are generated directly from the primary activity of the enterprise fund. For the District, these revenues are sales in the Enterprise Funds. Operating expenses are necessary costs incurred to provide the service that is the primary activity of the enterprise fund.

**Allocation of Indirect Expenses**

The District reports all direct expenses by function in the Statement of Activities. Direct expenses are those that are clearly identifiable with a function. Indirect expenses are allocated to functions but are reported separately in the Statement of Activities. Employee benefits, including the employer's share of social security, workers compensation, and medical and dental benefits, were allocated based on salaries of the program. Depreciation expense, where practicable, is specifically identified by function and is included in the indirect expense column of the Statement of Activities. Depreciation expense that could not be attributed to a specific function is considered an indirect expense and is reported separately on the Statement of Activities.

**Extraordinary and Special Items**

Extraordinary items are transactions or events that are unusual in nature and infrequent of occurrence. Special items are transactions or events that are within control of management and are either unusual in nature or infrequent in occurrence. Neither of these types of transactions occurred during the fiscal year.

**Management Estimates**

The preparation of financial statements in conformity with accounting principles generally accepted in the United States requires management to make estimates and assumptions that affect the reported amounts of revenues and expenditures/expenses during the reporting period. Actual results could differ from those estimates.

**Jackson Township School District**  
**Notes to the Financial Statements**  
**For the Fiscal Year Ending June 30, 2019**

**NOTE 1: SUMMARY OF SIGNIFICANT ACCOUNTING POLICIES (CONTINUED)**

**Accounting and Financial Reporting for Pensions**

In the District-Wide Financial Statements for purposes of measuring the net pension liability, deferred outflows of resources and deferred inflows of resources related to pensions, and pension expense, information about the fiduciary net position of the District's proportionate share of the New Jersey Public Employees Retirement System ("PERS") and the Teachers' Pension and Annuity Fund ("TPAF") and the additions to/deductions from these retirement systems' fiduciary net position have been determined on the same basis as they were reported by PERS and TPAF. For this purpose, benefit payments (including refunds of employee contributions) are recognized when due and payable in accordance with the benefit terms. Investments are reported at fair value.

In the Governmental Fund Financial Statements the year end Net pension liability is not required to be reflected. Pension related revenues and expenditures are reflected based on amounts that are normally expected to be liquidated with available financial resources for required pension contributions. Expenditures for PERS are recognized based upon billings made by the State of New Jersey due April 1<sup>st</sup> of each fiscal year. TPAF contributions are paid on the District's behalf by the State of New Jersey. The Governmental Fund Financial Statements reflects both a revenue and expenses for this pension contribution.

**Deferred Outflows/Inflows of Resources**

In addition to assets, the statement of financial position will sometimes report a separate section for deferred outflows of resources. This separate financial statement element, deferred outflows of resources, represents a consumption of net position that applies to a future period(s) and so will not be recognized as an outflow of resources (expense/expenditure) until then. Currently, the District has two items that qualify for reporting in this category, deferred amounts from refunding debt and deferred items that are pension related.

In addition to liabilities, the statement of financial position will sometimes report a separate section for deferred inflows of resources. This separate financial statement element, deferred inflows of resources, represents an acquisition of net position that applies to a future period(s) and so will not be recognized as an inflow of resources (revenue) until that time. Currently, the District has two items that qualifies for reporting in this category, deferred amounts from refunding debt and deferred items that are pension related.

**Jackson Township School District**  
**Notes to the Financial Statements**  
**For the Fiscal Year Ending June 30, 2019**

**NOTE 2: CASH AND CASH EQUIVALENTS AND INVESTMENTS**

The Board considers petty cash, change funds, cash in banks, and short term investments with original maturities of three months or less as cash and cash equivalents. Investments are stated at cost, which approximates market.

**Deposits**

New Jersey statutes permit the deposit of public funds in public depositories which are located in New Jersey and which meet the requirements of the Governmental Unit Deposit Protection Act (GUDPA). GUDPA requires a bank that accepts public funds to be a public depository. A public depository is defined as a state bank, a national bank, or a savings bank, which is located in the State of New Jersey, the deposits of which are insured by the Federal Deposit Insurance Corporation. The statutes also require public depositories to maintain collateral for deposits of public funds that exceed certain insurance limits. Each depository participating in the GUDPA system must pledge collateral equal to 5% of the average amount of its public deposits and 100% of the average amount of its public funds in excess of 75% of its capital funds. No collateral is required for amounts covered by FDIC insurance. The collateral which may be pledged to support these deposits includes obligations of the State and federal governments, insured securities and other collateral approved by the Department. When the capital position of the depository deteriorates or the depository takes an unusually large amount of public deposits, the Department of Banking and Insurance requires additional collateral to be pledged. Under (GUDPA), if a public depository fails, the collateral it has pledged, plus the collateral of all other public depositories, is available to pay the full amount of the deposits to the governmental unit

The Township of Jackson School District had the following cash and cash equivalents at June 30, 2019:

<u>Fund Type</u>	<u>Amount</u>
Cash in Bank:	
Governmental Funds	\$ 16,276,559.83
Proprietary Funds	3,071,823.93
Fiduciary Funds	<u>5,811,486.57</u>
Total Cash in Bank	\$ 25,159,870.33
Less: Reconciling Items	<u>(6,755,926.33)</u>
	<u>\$ 18,403,944.00</u>

**Jackson Township School District**  
**Notes to the Financial Statements**  
**For the Fiscal Year Ending June 30, 2019**

**NOTE 2: CASH AND CASH EQUIVALENTS AND INVESTMENTS (CONTINUED)**

**Deposits**

Custodial Credit Risk - Deposits - Custodial credit risk is the risk that in the event of a bank failure, the deposits may not be returned. The District does not have a specific deposit policy for custodial credit risk other than those policies that adhere to the requirements of statute. As of June 30, 2019, based upon the coverage provided by FDIC and NJGUDPA, no amount of the bank balance was exposed to custodial credit risk. Of the cash on balance in the bank of \$25,159,870.33, \$250,000.00 was covered by Federal Depository Insurance and \$24,909,870.33 was covered under the provisions of NJGUDPA.

**Investments**

The types of investments which may be purchased by the District are strictly limited by the express authority of the N.J.S.A. 18A:20-37 Education, Administration of School Districts. Permitted investments include any of the following type of securities:

1. Bonds or other obligations of the United States of America or obligations guaranteed by the United States of America;
2. Government money market mutual funds which are purchased from an investment company or investment trust which is registered with the Securities and Exchange Commission under the "Investment Company Act of 1940," 15 U.S.C. 80a1 et seq., and operated in accordance with 17 C.F.R. § 270.2a7 and which portfolio is limited to U.S. Government securities that meet the definition of an eligible security pursuant to 17 C.F.R. § 270.2a7 and repurchase agreements that are collateralized by such U.S. Government securities in which direct investment may be made pursuant to paragraphs (1) and (3) of N.J.S.A. 18A:2037. These funds are also required to be rated by a nationally recognized statistical rating organization.
3. Any obligation that a federal agency or a federal instrumentality has issued in accordance with an act of Congress, which security has a maturity date not greater than 397 days from the date of purchase, provided that such obligation bears a fixed rate of interest not dependent on any index or other external factor;

**Jackson Township School District**  
**Notes to the Financial Statements**  
**For the Fiscal Year Ending June 30, 2019**

**NOTE 2: CASH AND CASH EQUIVALENTS AND INVESTMENTS (CONTINUED)**

**Investments (Continued)**

4. Bonds or other obligations of the Local Unit or bonds or other obligations of school districts of which the Local Unit is a part or within which the school district is located.
5. Bonds or other obligations, having a maturity date not more than 397 days from date of purchase, approved by the Division of Investment of the Department of Treasury for investment by School Districts;
6. Local government investment pools that are fully invested in U.S. Government securities that meet the definition of eligible security pursuant to 17 C.F.R. § 270a7 and repurchase agreements that are collateralized by such U.S. Government securities in which direct investment may be made pursuant to paragraphs (1) and (3) of N.J.S.A. 18A:2037. This type of investment is also required to be rated in the highest category by a nationally recognized statistical rating organization.
7. Deposits with the State of New Jersey Cash Management Fund established pursuant to section 1 of P.L. 1977, c.281 C. 52:18A-90.4); or
8. Agreements for the repurchase of fully collateralized securities if:
  - a. the underlying securities are permitted investments pursuant to paragraphs (1) and (3) of this subsection;
  - b. the custody of collateral is transferred to a third party;
  - c. the maturity of the agreement is not more than 30 days;
  - d. the underlying securities are purchased through a public depository as defined in section 1 of P.L. 1970, c.236 C. 17:1941); and
  - e. a master repurchase agreement providing for the custody and security of collateral is executed.

As of June 30, 2019 the District had no investments.

**Jackson Township School District**  
**Notes to the Financial Statements**  
**For the Fiscal Year Ending June 30, 2019**

**NOTE 3: CAPITAL ASSETS**

Capital asset activity for the fiscal year ended June 30, 2019, was as follows:

	Beginning <u>Balance</u>	<u>Additions</u>	Deletions & <u>Transfers</u>	Ending <u>Balance</u>
Governmental Activities:				
Capital assets not being depreciated:				
Land	\$15,707,450.00			\$15,707,450.00
Construction in Progress	9,800.00	\$1,902,244.16		1,912,044.16
Total Capital Assets not being depreciated	<u>15,717,250.00</u>	<u>1,902,244.16</u>		<u>17,619,494.16</u>
Site improvements	7,315,321.60	374,500.00		7,689,821.60
Buildings & Building Improvements	172,137,069.17	197,763.00		172,334,832.17
Machinery & Equipment	27,008,859.85	1,517,213.41	(887,823.00)	27,638,250.26
Totals at historical cost	<u>206,461,250.62</u>	<u>2,089,476.41</u>	<u>(887,823.00)</u>	<u>207,662,904.03</u>
Gross Assets (Memo only)	<u>222,178,500.62</u>	<u>3,991,720.57</u>	<u>(887,823.00)</u>	<u>225,282,398.19</u>
Less: Accumulated Depreciation				
Site improvements	(5,804,296.46)	(247,914.52)		(6,052,210.98)
Buildings & Building Improvements	(64,746,295.07)	(4,626,338.01)		(69,372,633.08)
Machinery & Equipment	(20,520,814.71)	(1,244,291.07)	(884,470.00)	(20,880,635.78)
Total Depreciation	<u>(91,071,406.24)</u>	<u>(6,118,543.60)</u>	<u>(884,470.00)</u>	<u>(96,305,479.84)</u>
Total capital assets being depreciated, net of depreciation	<u>115,389,844.38</u>	<u>(4,029,067.19)</u>	<u>(3,353.00)</u>	<u>111,357,424.19</u>
Total Governmental Fund Activities	<u>\$131,107,094.38</u>	<u>(\$2,126,823.03)</u>	<u>(\$3,353.00)</u>	<u>\$128,976,918.35</u>



**Jackson Township School District**  
**Notes to the Financial Statements**  
**For the Fiscal Year Ending June 30, 2019**

**NOTE 3: CAPITAL ASSETS (CONTINUED)**

	<u>Beginning Balance</u>	<u>Additions</u>	<u>Deletions &amp; Transfers</u>	<u>Ending Balance</u>
Proprietary Activities:				
Buildings & Building Improvements	\$1,009,964.99			\$1,009,964.99
Machinery & Equipment	<u>1,181,688.65</u>	<u>\$24,838.59</u>	<u>\$13,007.00</u>	<u>1,193,520.24</u>
Totals at historical cost	<u>2,191,653.64</u>	<u>24,838.59</u>	<u>13,007.00</u>	<u>2,203,485.23</u>
Less: Accumulated Depreciation				
Buildings & Building Improvements	(138,870.18)			(138,870.18)
Machinery & Equipment	<u>(867,638.28)</u>	<u>(51,650.35)</u>	<u>(13,007.00)</u>	<u>(906,281.63)</u>
Total Depreciation	<u>(1,006,508.46)</u>	<u>(51,650.35)</u>	<u>(13,007.00)</u>	<u>(1,045,151.81)</u>
Total Proprietary Fund Activities	<u>\$1,185,145.18</u>	<u>(\$26,811.76)</u>	<u></u>	<u>\$1,158,333.42</u>

Depreciation expense was charged to functional expenses areas of the District for Governmental Funds as follows:

Instruction:	
Regular	(\$34,391.67)
Special Education Instruction	(4,452.38)
Instruction other	(25,709.14)
Support services:	
Student & Instruction Related Services	(71,913.68)
Central Service/Adm Tech	(195,185.19)
Plant Operations & Maintenance	(208,916.67)
Pupil transportation	(751,640.77)
Direct Expense of various functions	<u>(4,826,334.10)</u>
	<u>(\$6,118,543.60)</u>

**Jackson Township School District**  
**Notes to the Financial Statements**  
**For the Fiscal Year Ending June 30, 2019**

**NOTE 4: LONG-TERM LIABILITIES**

Bonds are issued by the District pursuant to the provisions of Title 18A, Education, of the New Jersey Statutes and are required to be approved by the voters of the municipality through referendum. The proceeds of bonds are recorded in the Capital Projects Fund and are restricted to the use for which they were approved in the bond referendum. All bonds are retired in annual installments within the statutory period of usefulness

School Bonds issued by the District are entitled to and benefit from the provision of the New Jersey School Board Reserve Act P.L. 1980 c.72. Basically, funds are held by the State of New Jersey within its State Fund for the Support of Free Public Schools as a school bond reserve pledged by law to secure payment of principal and interest due on such bonds in the event of the inability of the issuer to make payments.

The following is a summary of transactions that affect long-term liabilities for the year ended June 30, 2019:

Governmental Funds:

	Balance June 30, <u>2018</u>	<u>Additions</u>	<u>Reductions</u>	Balance June 30, <u>2019</u>	Amounts due Within <u>one year</u>
Bonds Payable	\$61,640,000.00		\$6,110,000.00	\$55,530,000.00	\$5,960,000.00
Unamortized Bond Premium	4,331,207.77		489,093.66	3,842,114.11	489,093.66
Compensated Absences	5,621,036.35		22,771.27	5,598,265.08	
Capital Leases Payable	1,907,473.87	990,000.00	956,213.06	1,941,260.81	752,835.69
Pension Liability	58,657,027.00		9,096,726.00	49,560,301.00	
Balance June 30, 2019	<u>\$132,156,744.99</u>	<u>\$990,000.00</u>	<u>\$16,674,803.99</u>	<u>\$116,471,941.00</u>	<u>\$7,201,929.35</u>

Business-Type Funds:

	Balance June 30, <u>2018</u>	<u>Additions</u>	<u>Reductions</u>	Balance June 30, <u>2019</u>	Amounts due Within <u>one year</u>
Compensated Absences	\$116,890.71	\$37,523.60	-	\$154,414.31	-0-
Balance June 30, 2019	<u>\$116,890.71</u>	<u>\$37,523.60</u>	<u>-</u>	<u>\$154,414.31</u>	<u>-0-</u>

**Jackson Township School District**  
**Notes to the Financial Statements**  
**For the Fiscal Year Ending June 30, 2019**

**NOTE 4: LONG-TERM LIABILITIES (CONTINUED)**

Debt Service Requirements:

The annual requirements to amortize all debt outstanding as of June 30, 2019, including interest payments on issued debt, are as follows:

Fiscal Year	<u>Principal</u>	<u>Interest</u>	<u>Total</u>
June 30,			
FY2020	5,960,000.00	2,521,475.00	8,481,475.00
FY2021	6,205,000.00	2,235,062.50	8,440,062.50
FY2022	6,500,000.00	1,936,437.50	8,436,437.50
FY2023	6,825,000.00	1,605,812.50	8,430,812.50
FY2024	7,175,000.00	1,258,500.00	8,433,500.00
FY2025	7,470,000.00	962,300.00	8,432,300.00
FY2026	7,835,000.00	598,450.00	8,433,450.00
FY2027	7,560,000.00	226,800.00	7,786,800.00
	<u>\$55,530,000.00</u>	<u>\$11,344,837.50</u>	<u>\$66,874,837.50</u>

**Jackson Township School District**  
**Notes to the Financial Statements**  
**For the Fiscal Year Ending June 30, 2019**

**NOTE 4: LONG-TERM LIABILITIES (CONTINUED)**

Refunding bonds payable with their outstanding balances are comprised of the following individual issues:

<u>Issue</u>	<u>Amount Outstanding June 30, 2019</u>
\$87,650,000.00 in Refunding School Bonds dated April 13, 2007, due in remaining annual installments ranging between \$5,145,000.00 and \$5,945,000.00 beginning June 15, 2020 and ending June 15, 2027 with interest from 2.50% to 5.25%	\$22,110,000.00
\$21,150,000.00 in Refunding Bonds dated September 14, 2016 due in remaining annual installments ranging between \$6,255,000.00 and \$7,560,000.00 beginning June 15, 2024 and ending June 15, 2027 with interest from 2.00% to 5.00%	27,150,000.00
\$7,890,000.00 in Refunding School Bonds dated September 11, 2014, due in remaining annual installments ranging between \$745,000.00 and \$1,005,000.00 beginning February 1, 2020 and ending February 1, 2026 with interest from 3.00% to 5.00%	<u>6,270,000.00</u>
	<u><u>\$55,530,000.00</u></u>

**Jackson Township School District**  
**Notes to the Financial Statements**  
**For the Fiscal Year Ending June 30, 2019**

**NOTE 4: LONG-TERM LIABILITIES (CONTINUED)**

**Refunding School Bonds**

The District's outstanding Bonds Payable include Refunding Bonds. As a result of these refundings, the Statement of Net Assets reflect Deferred Outflows for losses on Refunding Bonds and Deferred Inflows for Gains on Refunding Bonds. Under the escrow agreements, the escrows are irrevocably pledged to the payment of principal and interest on the refunded bonds. As a result the refunded obligations are considered to be defeased and the liability for those bonds have been removed from the financial statements.

The balance of the Deferred Outflows and Inflows resulting from the Bond Refunding as well as the FY2019 activity is reflected below.

Deferred Outflow - Loss on Refunding of Long Term Debt

	Balance June 30, <u>2018</u>	<u>Reductions</u>	Balance June 30, <u>2019</u>
2006 Refunding	\$984,234.98	\$109,359.44	\$874,875.54
2014 Refunding	<u>53,818.18</u>	<u>6,727.27</u>	<u>47,090.91</u>
	<u>\$1,038,053.16</u>	<u>\$116,086.71</u>	<u>\$921,966.45</u>

Deferred Inflow - Gain on Refunding of Long Term Debt

	Balance June 30, <u>2018</u>	<u>Reductions</u>	Balance June 30, <u>2019</u>
2016 Refunding	<u>\$3,076,363.64</u>	<u>\$341,818.19</u>	<u>\$2,734,545.45</u>

**Bonds Authorized But Not Issued**

As of June 30, 2019, the District had \$973.00 in Bonds Authorized But Not Issued.

**Jackson Township School District**  
**Notes to the Financial Statements**  
**For the Fiscal Year Ending June 30, 2019**

**NOTE 4: LONG-TERM LIABILITIES (CONTINUED)**

**Capital Leases Payable**

The District is leasing school buses totaling \$3,777,000.00 under capital leases. The capital leases are for terms of five years. The following is a schedule of the future minimum lease payments under the capital lease and the present value of the net minimum lease payments at June 30, 2019:

Fiscal Year Ended	Governmental
<u>June 30,</u>	<u>Funds</u>
2020	794,824.17
2021	610,588.11
2022	415,470.09
2023	<u>211,258.10</u>
Total Minimum Lease Payments	2,032,140.47
Less: Amount Representing Interest	<u>90,879.66</u>
Present Value of Lease Payments	<u><u>\$1,941,260.81</u></u>

**OPERATING LEASES**

The District has two commitments to lease technology equipment under operating leases that expire on March 13, 2021 and April 10, 2022 respectively. The total operating lease payments made during the year ended June 30, 2019 were \$696,002.19. Future minimum lease payments are as follows:

Fiscal Year Ended	Governmental
<u>June 30,</u>	<u>Funds</u>
2020	\$710,968.01
2021	726,279.78
2022	<u>370,881.11</u>
Total Minimum Lease Payments	<u><u>\$1,808,128.90</u></u>

**Jackson Township School District**  
**Notes to the Financial Statements**  
**For the Fiscal Year Ending June 30, 2019**

**NOTE 5: PENSION PLANS**

**Description of Plans** All required employees of the District are covered by the Public Employees' Retirement System, the Teachers' Pension and Annuity Fund or the Defined Contribution Retirement Program which have been established by state statute and are administered by the New Jersey Division of Pension and Benefits (Division). According to the State of New Jersey Administrative Code, all obligations of each system will be assumed by the State of New Jersey should the system terminate. The Division issues a publicly available financial report that includes the financial statements and required supplementary information for each of the above systems. These reports may be obtained by writing to the Division of Pensions and Benefits, PO Box 295, Trenton, New Jersey, 08625 or on line at [www.state.nj.us/treasury/pensions](http://www.state.nj.us/treasury/pensions).

**Teachers' Pension and Annuity Fund (TPAF)** The Teachers' Pension and Annuity Fund was established as of January 1, 1955, under the provisions of N.J.S.A. 18A:66 to provide retirement benefits, death, disability and medical benefits to certain qualified members. The Teachers' Pension and Annuity Fund is considered a cost-sharing multiple employer plan with a special funding situation, as under current statute, all employer contributions are made by the State of New Jersey on behalf of the District and the system's other related non-contributing employers. Membership is mandatory for substantially all teachers or members of the professional staff certified by the State Board of Examiners, and employees of the Department of Education who have titles that are unclassified, professional and certified.

**Public Employees' Retirement System (PERS)** The Public Employees' Retirement System (PERS) was established as of January 1, 1955 under the provision of N.J.S.A. 43:15A to provide retirement, death, disability and medical benefits to certain qualified members. The Public Employees' Retirement System is a cost-sharing multiple employer plan. Membership is mandatory for substantially all full-time employees of the State of New Jersey or any county, municipality, school district, or public agency, provided the employee is not required to be a member of another state administered retirement system or other state or local jurisdiction.

**Defined Contribution Retirement Program (DCRP)** The Defined Contribution Retirement Program (DCRP) was established under the provision of Chapter 92, P.L. 2007 and Chapter 103, P.L. 2007 to provide coverage elected and certain appointed officials, effective July 1, 2007. Membership is mandatory for such individuals with vesting occurring after one year of membership.

**Jackson Township School District**  
**Notes to the Financial Statements**  
**For the Fiscal Year Ending June 30, 2019**

**NOTE 5: PENSION PLANS (CONTINUED)**

**Significant Legislation**

Effective June 28, 2011, P.L. 2011, c. 78 enacted certain changes in the operations and benefit provisions of the TPAF and the PERS systems.

As a result of these changes new members of TPAF and PERS, hired on or after June 28, 2011, will need 30 years of creditable service and have attained the age of 65 for receipt of the early retirement benefit without a reduction of 1/4 of 1% for each month that the member is under age 65. New members will be eligible for a service retirement benefit at age 65.

**Funding Changes**

Under the new legislation, the methodology for calculating the unfunded accrued liability payment portion of the employer's annual pension contribution to the PERS, and TPAF. The unfunded actuarial accrued liability (UAAL) will be amortized for each plan over an open-ended 30 year period and paid in level dollars. Beginning with the July 1, 2019 actuarial valuation (July 1, 2018 for PFRS), the UAAL will be amortized over a closed 30 year period until the remaining period reaches 20, when the amortization period will revert to an open-ended 20 year period.

**COLA Suspension**

The payment of automatic cost-of-living adjustment to current and future retirees and beneficiaries are suspended until reactivated as permitted by this law.

**Vesting and Benefit Provisions** The vesting and benefit provisions of PERS are set by N.J.S.A. 43:15A and 43.3B, and N.J.S.A. 18A:6C for TPAF. All benefits vest after ten years of service, except for post-retirement healthcare benefits that vest after 25 years of service.

Members are always fully vested for their own contributions and, after three years of service credit, become vested for 2% of related interest earned on the contributions. In the case of death before retirement, members' beneficiaries are entitled to full interest credited to the members' accounts.

**Contribution Requirements** The contribution policy is set by N.J.S.A. 43:15A and N.J.S.A. 18:66, and requires contributions by active members and contributing employers. Plan member and employer contributions may be amended by State of New Jersey legislation. As of April 1, 2018 employee contributions rates were increased to 7.50%



**Jackson Township School District**  
**Notes to the Financial Statements**  
**For the Fiscal Year Ending June 30, 2019**

**NOTE 5: PENSION PLANS (CONTINUED)**

**Contribution Requirements (Continued)**

Employers are required to contribute at an actuarially determined rate in both TPAF and PERS. The actuarially determined contribution includes funding for cost-of-living adjustments, noncontributory death benefits, and post-retirement medical premiums. Under current statute the District is a non-contributing employer of TPAF (i.e. the State of new Jersey makes the employer contribution on behalf of public school districts.

Three Year Trend Information for PERS

<u>Year Ended</u> <u>June 30,</u>	<u>Annual</u> <u>Pension Cost</u> <u>(APC)</u>	<u>Percentage</u> <u>of APC</u> <u>Contributed</u>	<u>Net Pension</u> <u>Obligation</u>
2019	\$2,503,694.00	100%	-0-
2018	\$2,334,330.00	100%	-0-
2017	\$2,208,695.00	100%	-0-

Three Year Trend Information for TPAF (On-behalf Contribution)

<u>Year Ended</u> <u>June 30,</u>	<u>Annual</u> <u>Pension Cost</u> <u>(APC)</u>	<u>Percentage</u> <u>of APC</u> <u>Contributed</u>	<u>Net Pension</u> <u>Obligation</u>
2019	\$10,682,131.00	100%	-0-
2018	\$7,987,279.00	100%	-0-
2017	\$5,619,350.00	100%	-0-

In accordance with N.J.S.A. 18A:66-66 the State of New Jersey reimbursed the District for the years ended June 30, 2019, 2018 and 2017 \$4,189,742.02 \$4,147,906.92 and \$4,055,071.75 respectively for the employer's share of social security contributions for TPAF members, as calculated on their base salaries.

**Jackson Township School District**  
**Notes to the Financial Statements**  
**For the Fiscal Year Ending June 30, 2019**

**NOTE 6: ACCOUNTING AND FINANCIAL REPORTING FOR PENSION - GASB 68**

**Public Employees Retirement System (PERS)**

At June 30, 2019, the District reported a liability of \$49,560,301.00 for its proportionate share of the net pension liability. The net pension liability was measured as of June 30, 2018, and the total pension liability used to calculate the net pension liability was determined by an actuarial valuation as of July 1, 2017 which was rolled forward to June 30, 2018. The District's proportion of the net pension liability was based on a projection of the District's long-term share of contributions to the pension plan relative to the projected contributions of all participating members, actuarially determined. At June 30, 2018, the District's proportion was 0.2517092700 percent, which was a decrease of 0.002712063 percent from its proportion measured as of June 30, 2017.

For the year ended June 30, 2019, the District recognized pension expense of \$2,738,255.00 in the government-wide financial statements. This pension expense was based on the pension plans June 30, 2018 measurement date.

At June 30, 2019, the District reported deferred outflows of resources and deferred inflows of resources related to PERS from the following sources:

	<u>Deferred Outflow of Resources</u>	<u>Deferred Inflow of Resources</u>
Differences between expected and actual experience	\$945,122	\$255,549
Changes of assumptions	8,166,717	15,846,749
Net difference between projected and actual earnings on pension plan investments		464,878
Changes in proportion and differences between District contributions and proportionate share of contributions	667,311	486,080
District contributions subsequent to the measurement date	<u>2,503,465</u>	
	<u>\$12,282,615</u>	<u>\$17,053,256</u>

The \$2,503,465.00 reported as deferred outflows of resources related to pensions resulting from school district contributions subsequent to the measurement date (i.e. for the school year ending June 30, 2019, the plan measurement date is June 30, 2018) will be recognized as a reduction of the net pension liability in the year ended June 30, 2020.

**Jackson Township School District**  
**Notes to the Financial Statements**  
**For the Fiscal Year Ending June 30, 2019**

**NOTE 6: ACCOUNTING AND FINANCIAL REPORTING FOR PENSION - GASB 68**

**Public Employees Retirement System (PERS) (Continued)**

Other amounts reported as deferred outflows of resources and deferred inflows of resources related to pensions will be recognized in pension expense as follows:

Year Ended <u>June 30</u>	<u>Amount</u>
2019	\$380,220
2020	(439,991)
2021	(3,378,759)
2022	(2,923,934)
2023	<u>(911,642)</u>
	<u>(\$7,274,106)</u>

**Actuarial Assumptions**

The total pension liability for the June 30, 2018 measurement date was determined by an actuarial valuation as of July 1, 2017, which rolled forward to June 30, 2018. This actuarial valuation used the following assumptions, applied to all periods in the measurement.

Inflation	2.25 Percent
Salary Increases	
Through 2026	1.65-4.15 Percent (based on age)
Thereafter	2.65-5.15 Percent (based on age)
Investment Rate of Return	7.00 Percent

Preretirement mortality rates were based on the RP-2000 Employee Preretirement Mortality Table for male and female active participants. For State employees, mortality tables are set back 4 years for males and females. For local employees, mortality tables are set back 2 years for males and 7 years for females. In addition, the tables provide for future improvements in mortality from the base year of 2013 using a generational approach based on the Conduent modified 2014 projection scale. Postretirement mortality rates were based on the RP-2000 Combined Healthy Male and Female Mortality Tables (set back 1 year for males and females) for service retirements and beneficiaries of former members. In addition, the tables for service retirements and beneficiaries of former members provide for future improvements in mortality from 2012 to 2013 using Projection Scale AA and using a generational approach based on the Conduent 2014 projection scale thereafter. Disability retirement rates used to value disabled retirees were based on the RP-2000 Disabled Mortality Table (set back 3 years for males and set forward 1 year for females).

**Jackson Township School District**  
**Notes to the Financial Statements**  
**For the Fiscal Year Ending June 30, 2019**

**NOTE 6: ACCOUNTING AND FINANCIAL REPORTING FOR PENSION - GASB 68**  
**(CONTINUED)**

**Public Employees Retirement System (PERS) (Continued)**

**Actuarial Assumptions (Continued)**

The actuarial assumptions used in the July 1, 2017 valuation were based on the results of an actuarial experience study for the period July 1, 2011 to June 30, 2014. It is likely that future experience will not exactly conform to these assumptions. To the extent that actual experience deviates from these assumptions, the emerging liabilities may be higher or lower than anticipated. The more the experience deviates, the larger the impact on future financial statements.

**Long-Term Rate of Return**

In accordance with State statute, the long-term expected rate of return on plan investments (7.00% at June 30, 2018 and 7.00 at June 30, 2017) is determined by the State Treasurer, after consultation with the Directors of the Division of Investment and Division of Pensions and Benefits, the board of trustees and the actuaries. The long-term expected rate of return was determined using a building block method in which best-estimate ranges of expected future real rates of return (expected returns, net of pension plan investment expense and inflation) are developed for each major asset class. These ranges are combined to produce the long-term expected rate of return by weighting the expected future real rates of return by the target asset allocation percentage and by adding expected inflation.

**Jackson Township School District**  
**Notes to the Financial Statements**  
**For the Fiscal Year Ending June 30, 2019**

**NOTE 6: ACCOUNTING AND FINANCIAL REPORTING FOR PENSION - GASB 68**  
**(CONTINUED)**

**Public Employees Retirement System (PERS) (Continued)**

**Actuarial Assumptions (Continued)**

**Long-Term Rate of Return (continued)**

Best estimates of arithmetic rates of return for each major asset class included in PERS's target asset allocation as of June 30, 2018 are summarized in the following table:

<u>Asset Class</u>	<u>June 30, 2018</u>	
	<u>Target</u> <u>Allocation</u>	<u>Long-Term</u> <u>Expected Real</u> <u>Rate of Return</u>
Risk Mitigation Strategies	5.00%	5.51%
Cash Equivalents	5.50%	1.00%
U.S. Treasuries	3.00%	1.87%
Investment Grade Credit	10.00%	3.78%
Public High Yield	2.50%	6.82%
Global Diversified Credit	5.00%	7.10%
Credit Oriented Hedge Funds	1.00%	6.60%
Debt Related Private Equity	2.00%	10.63%
Debt Related Real Estate	1.00%	6.61%
Private Real Estate	2.50%	11.83%
Equity Related Real Estate	6.25%	9.23%
U.S. Equity	30.00%	8.19%
Non-U.S. Developed Market Equity	11.50%	9.00%
Emerging Markets Equity	6.50%	11.64%
Buyouts Venture Capital	8.25%	13.08%
	<u>100.00%</u>	

**Jackson Township School District**  
**Notes to the Financial Statements**  
**For the Fiscal Year Ending June 30, 2019**

**NOTE 6: ACCOUNTING AND FINANCIAL REPORTING FOR PENSION - GASB 68**  
**(CONTINUED)**

**Public Employees Retirement System (PERS) (Continued)**

**Actuarial Assumptions (Continued)**

**Discount Rate**

The discount rate used to measure the total pension liability was 5.66% and 5.00% as of June 30, 2018 and June 30, 2017 respectively. This single blended discount rate was based on the long-term expected rate of return on pension plan investments of 7.00% for both June 30, 2018 and June 30, 2017 and a municipal bond rate of 3.87% and 3.58% for June 30, 2018 and June 30, 2017 respectively based on the Bond Buyer Go 20-Bond Municipal Bond Index, which includes tax-exempt general obligation municipal bonds with an average rating of AA/Aa or higher. The projection of cash flows used to determine the discount rate assumed that contributions from plan members will be made at the current member contribution rates and that contributions from employers will be made based on the contribution rate in the most recent fiscal year. The State employer contributed 50% of the actuarially determined contributions and the local employers contributed 100% of their actuarially determined contributions.

Based on those assumptions, the plan's fiduciary net position was projected to be available to make projected future benefit payments of current plan members through June 30, 2046. Therefore, the long-term expected rate of return on plan investments was applied to projected benefit payments through June 30, 2046 and the municipal bond rate was applied to projected benefit payments after that date in determining the total pension liability.

**Sensitivity of the collective net pension liability to changes in the discount rate**

The following presents the collective net pension liability of the participating employers as of June 30, 2018 respectively, calculated using the discount rate as disclosed above as well as what the collective net pension liability would be if it was calculated using a discount rate that is 1-percentage point lower or 1-percentage point higher than the current rate:

	1% Decrease <u>4.66%</u>	At Current Discount Rate <u>5.66%</u>	1% Increase <u>6.66%</u>
District's proportionate share of the pension liability	62,316,368.00	49,560,301.00	38,858,776.00

**Jackson Township School District**  
**Notes to the Financial Statements**  
**For the Fiscal Year Ending June 30, 2019**

**NOTE 6: ACCOUNTING AND FINANCIAL REPORTING FOR PENSION - GASB 68**  
**(CONTINUED)**

**Public Employees Retirement System (PERS) (Continued)**

**Pension Plan Fiduciary Net Position**

Detailed information about the pension plan's fiduciary net position is available in the separately issued Financial Report for the State of New Jersey Public Employees Retirement System (PERS). The report may be obtained at State of New Jersey Division of Pensions and Benefits P.O. Box 295 Trenton, New Jersey 08625-0295 <http://www.state.nj.us/treasury/pensions>.

**Teachers Pensions and Annuity Fund (TPAF)**

The employer contributions for local participating employers are legally required to be funded by the State in accordance with N.J.S.A 18:66-33. Therefore, these local participating employers are considered to be in a special funding situation as defined by GASB Statement No. 68 and the State is treated as a nonemployer contributing entity. Since the local participating employers do not contribute directly to the plan (except for employer specific financed amounts), there is no net pension liability or deferred outflows or inflows to report in the financial statements of the local participating employers. However, the notes to the financial statements of the local participating employers must disclose the portion of the nonemployer contributing entities' total proportionate share of the net pension liability that is associated with the local participating employer.

The portion of the TPAF Net Pension Liability that was associated with the District recognized at June 30, 2019 was as follows:

Net Pension Liability:	
Districts proportionate share	-0-
State's proportionate share associated with the District	<u>\$345,047,738</u>
	<u>\$345,047,738</u>

The net pension liability was measured as of June 30, 2018, and the total pension liability used to calculate the net pension liability was determined by an actuarial valuation as of June 30, 2017. The net pension liability associated with the District was based on a projection of the District's long-term share of contributions to the pension plan relative to the projected contributions of all participating school districts and the State, actuarially determined. At June 30, 2018, the proportion of the TPAF net pension liability associated with the District was .54237565% which was an increase of .02469201382 percent from its proportion measured as of June 30, 2017.

**Jackson Township School District**  
**Notes to the Financial Statements**  
**For the Fiscal Year Ending June 30, 2019**

**NOTE 6: ACCOUNTING AND FINANCIAL REPORTING FOR PENSION - GASB 68**  
**(CONTINUED)**

**Teachers Pensions and Annuity Fund (TPAF) (Continued)**

For the year ended June 30, 2019, the District recognized on-behalf pension expense and revenue of \$20,115,076.00 in the government-wide financial statements for contributions provided by the State. This pension expense and revenue was based on the pension plans June 30, 2018 measurement date

**Actuarial Assumptions**

The total pension liability for the June 30, 2018 measurement date was determined by an actuarial valuation as of July 1, 2017, which was rolled forward to June 30, 2018. This actuarial valuation used the following actuarial assumptions, applied to all periods in the measurement:

Inflation rate	2.25%
Salary increases:	
2011-2026	1.55 – 4.55%
Thereafter	2.00 – 5.45%
Investment rate of return	7.00%

**Mortality Rate**

Pre-retirement mortality rates were based on the RP-2006 Employee White Collar Mortality Tables, set back 3 years for males and 5 years for females, projected on a generational basis from a base year of 2006 using a 60-year average of improvement rates based on Social Security data from 1953 to 2013. Post-retirement mortality rates were based on the RP-2006 Healthy Annuitant White Collar Mortality Tables, with adjustments as described in the latest experience study, projected on a generational basis from a base year of 2006 using a 60-year average of improvement rates based on Social Security data from 1953 to 2013. Disability mortality rates were based on the RP-2006 Disabled Retiree Mortality Tables with rates adjusted by 90%. No mortality improvement is assumed for disabled retiree mortality.

The actuarial assumptions used in the July 1, 2017 valuation were based on the results of an actuarial experience study for the period July 1, 2012 to June 30, 2015.



**Jackson Township School District**  
**Notes to the Financial Statements**  
**For the Fiscal Year Ending June 30, 2019**

**NOTE 6: ACCOUNTING AND FINANCIAL REPORTING FOR PENSION - GASB 68**  
**(CONTINUED)**

**Teachers Pensions and Annuity Fund (TPAF) (Continued)**

**Actuarial Assumptions (Continued)**

**Long-Term Expected Rate of Return**

In accordance with State statute, the long-term expected rate of return on plan investments (7.00% and 7.65% at June 30, 2017 and June 30, 2016 respectively) is determined by the State Treasurer, after consultation with the Directors of the Division of Investments and Division of Pensions and Benefits, the board of trustees and the actuaries. The long-term expected rate of return was determined using a building block method in which best-estimate ranges of expected future real rates of return (expected returns, net of pension plan investment expense and inflation) are developed for each major asset class. These ranges are combined to produce the long-term expected rate of return by weighting the expected future real rates of return by the target asset allocation percentage and by adding expected inflation.

These ranges are combined to produce the long-term expected rate of return by weighting the expected future real rates of return by the target asset allocation percentage and by adding expected inflation. Best estimates of arithmetic real rates of return for each major asset class included in TPAF's target asset allocation as of June 30, 2018 are summarized in the following table:

<u>Asset Class</u>	<u>Target Allocation</u>	<u>Long-Term Expected Real Rate of Return</u>
Risk Mitigation Strategies	5.00%	5.51%
Cash Equivalents	5.50%	1.00%
U.S. Treasuries	3.00%	1.87%
Investment Grade Credit	10.00%	3.78%
Public High Yield	2.50%	6.82%
Global Diversified Credit	5.00%	7.10%
Credit Oriented Hedge Funds	1.00%	6.60%
Debt Related Private Equity	2.00%	10.63%
Debt Related Real Estate	1.00%	6.61%
Private Real Estate	2.50%	11.83%
Equity Related Real Estate	6.25%	9.23%
U.S. Equity	30.00%	8.19%
Non-U.S. Developed Market Equity	11.50%	9.00%
Emerging Markets Equity	6.50%	11.64%
Buyouts Venture Capital	8.25%	13.08%
	<u>100.00%</u>	

**Jackson Township School District**  
**Notes to the Financial Statements**  
**For the Fiscal Year Ending June 30, 2019**

**NOTE 6: ACCOUNTING AND FINANCIAL REPORTING FOR PENSION - GASB 68**  
**(CONTINUED)**

**Teachers Pensions and Annuity Fund (TPAF) (Continued)**

**Actuarial Assumptions (Continued)**

**Discount Rate**

The discount rate used to measure the total pension liability was 4.86% and 4.25% as of June 30, 2018 and 2017, respectively. This single blended discount rate was based on the long-term expected rate of return on pension plan investments of 7.00% and 7.00, and a municipal bond rate of 3.87% and 3.58% as of June 30, 2018 and 2017, respectively, based on the Bond Buyer Go 20-Bond Municipal Bond Index which includes tax-exempt general obligation municipal bonds with an average rating of AA/Aa or higher. The projection of cash flows used to determine the discount rate assumed that contributions from plan members will be made at the current member contribution rates and that contributions from employers will be made based on the contribution rate in the most recent fiscal year. The State contributed 50% of the actuarially determined contributions. Based on those assumptions, the plan's fiduciary net position was projected to be available to make projected future benefit payments of current plan members through 2040. Therefore, the long-term expected rate of return on plan investments was applied to projected benefit payments through 2040, and the municipal bond rate was applied to projected benefit payments after that date in determining the total pension liability.

**Sensitivity of the Net Pension Liability to Changes in the Discount Rate**

Because the District's proportionate share of the net pension liability is zero, consideration of potential changes in the discount rate is not applicable to the District.

**Pension Plan Fiduciary Net Position**

Detailed information about the pension plan's fiduciary net position is available in the separately issued Financial Report for the State of New Jersey Teachers Public and Annuity Fund (TPAF). The report may be obtained at State of New Jersey Division of Pensions and Benefits P.O. Box 295 Trenton, New Jersey 08625-0295 <http://www.state.nj.us/treasury/pensions>.

**Jackson Township School District**  
**Notes to the Financial Statements**  
**For the Fiscal Year Ending June 30, 2019**

**NOTE 7: ACCOUNTING AND FINANCIAL REPORTING FOR POST-RETIREMENT BENEFITS OTHER THAN PENSIONS - GASB 75**

**Plan Description and Benefits Provided**

The State Health Benefit Local Education Retired Employees Plan is a multiple-employer defined benefit OPEB plan, which is administered on a pay-as-you-go basis. Accordingly, no assets are accumulated in a qualifying trust that meets the criteria in paragraph 4 of GASB Statement No. 75, *Accounting and Financial Reporting for Postemployment Benefits Other Than Pensions*. The State Health Benefit Local Education Retired Employees Plan provides medical, prescription drug, and Medicare Part B reimbursement to retirees and their covered dependents of local education employers.

The employer contributions for the participating local education employers are legally required to be funded by the State of New Jersey in accordance with N.J.S.A 52:14-17.32f. Therefore, these local participating employers are considered to be in a special funding situation as defined by GASB Statement No. 75 and the State is treated as a nonemployer contributing entity. According to N.J.S.A 52:14-17.32f, the State provides employer-paid coverage to employees who retire from a board of education or county college with 25 years or more of service credit in, or retires on a disability pension from, one or more of the following plans: the Teachers' Pension and Annuity Fund (TPAF), the Public Employees' Retirement System (PERS), the Police and Firemen Retirement System (PFRS), or the Alternate Benefit Program (ABP). Pursuant to Chapter 78, P.L. 2011, future retirees eligible for postretirement medical coverage who have less than 20 years of creditable service on June 28, 2011 will be required to pay a percentage of the cost of their health care coverage in retirement provided they retire with 25 or more years of pension service credit. The percentage of the premium for which the retiree will be responsible will be determined based on the retiree's annual retirement benefit and level of coverage.

**Employees Covered by Benefit Terms**

The State Health Benefit Local Education Retired Employees Plan Membership covered by the benefit terms consisted of the following:

Active Plan Members	217,131
Inactive Plan Members or Beneficiaries	
Currently Receiving Benefits	145,050
Inactive Plan Members or Beneficiaries	
Not Yet Receiving Benefits	<u>- 0 -</u>
Total Plan Members	<u>362,181</u>

**Jackson Township School District**  
**Notes to the Financial Statements**  
**For the Fiscal Year Ending June 30, 2019**

**NOTE 7: ACCOUNTING AND FINANCIAL REPORTING FOR POST-RETIREMENT BENEFITS OTHER THAN PENSIONS - GASB 75 (CONTINUED)**

**Total Non-Employer OPEB Liability**

The portion of the total Non-Employer OPEB Liability that was associated with the District at June 30, 2019 was as follows:

Total OPEB Liability:	
District's Proportionate Share	\$-0-
State's Proportionate Share associated with the District	301,422,909
	\$301,422,909

The total Non-Employer OPEB liability as of June 30, 2018 was determined by an actuarial valuation as of June 30, 2017, which was rolled forward to June 30, 2018.

The total Non-Employer OPEB Liability was determined separately based on actual data of the District.

For the year ended June 30, 2019, the District recognized on-behalf post-employment expense and revenue of \$13,831,939.00 in the government-wide financial statements for contributions provided by the State. This expense and revenue was based on the plans June 30, 2018 measurement date.

At June 30, 2018, the District's proportion was 0.6536921793 percent, which was a decrease of .00873300090 from its proportion measured as of June 30, 2017.

The State, a nonemployer contributing entity, is the only entity that has a legal obligation to make employer contributions to OPEB for qualified retired PERS, TPAF/ABP and PFRS participants. The District's proportionate share percentage determined under paragraphs 193 and 203 through 205 of GASBS No. 75 is zero percent. Consequently, the District did not recognize any portion of the collective Non-Employer OPEB liability on the Statement of Net Position.

**Jackson Township School District**  
**Notes to the Financial Statements**  
**For the Fiscal Year Ending June 30, 2019**

**NOTE 7: ACCOUNTING AND FINANCIAL REPORTING FOR POST-RETIREMENT BENEFITS OTHER THAN PENSIONS - GASB 75 (CONTINUED)**

**Actuarial Assumptions and Other Imputes**

The total Non-Employer OPEB liability as of June 30, 2018 was determined by an actuarial valuation as of June 30, 2017, which was rolled forward to June 30, 2018. The actuarial assumptions vary for each plan member depending on the pension plan the member is enrolled in. This actuarial valuation used the following actuarial assumptions, applied to all periods in the measurement:

Inflation 2.5 percent			
	<u>TPAF/ABP</u>	<u>PERS</u>	<u>PFRS</u>
Salary Increases			
Through 2026	1.55-4.55%	2.15-4.15% Based on Age	2.10-8.98% Based of Age
Thereafter	2.00-5.45%	3.15-5.15% Based on Age	3.10-9.98 Based of Age

Preretirement mortality rates were based on the RP-2006 Headcount-Weighted Healthy Employee Male/Female fully generational mortality projections from the central year using the MP-2017 scale. Post-Retirement mortality rates were based on the RP-2006 Headcount- Weighted Healthy Annuitant Male/Female mortality table with fully generational improvement projections from the central year using the MP-2017 scale. Disability mortality was based on the RP-2006 Headcount-Weighted Disabled Male/Female mortality table with fully generational improvement projections from the central year using the MP-2017 scale.

The actuarial assumptions used in the June 30, 2017 valuation were based on the results of actuarial experience studies for the periods July 1, 2012 - June 30, 2015, July 1, 2011 - June 30, 2014, and July 1, 2010 - June 30, 2013 for TPAF, PFRS and PERS, respectively.

100% of all retirees who currently have healthcare coverage are assumed to continue with that coverage. 100% of active members are considered to participant in the Plan upon retirement, having a coverage blend of 85% and 15% in PPO and HMO, respectively.

**Jackson Township School District**  
**Notes to the Financial Statements**  
**For the Fiscal Year Ending June 30, 2019**

**NOTE 7: ACCOUNTING AND FINANCIAL REPORTING FOR POST-RETIREMENT BENEFITS OTHER THAN PENSIONS - GASB 75 (CONTINUED)**

**Health Care Trend Assumptions**

For pre-Medicare preferred provider organization (PPO) medical benefits, this amount initially is 5.8% and decreases to a 5.0% long-term trend rate after nine years. For self-insured post-65 PPO medical benefits, the trend rate is 4.5%. For health maintenance organization (HMO) medical benefits, the trend rate is initially 5.9% and decreases to a 5.0% long-term trend rate after nine years. For prescription drug benefits, the initial trend rate is 8.0% decreasing to a 5.0% long-term trend rate after eight years. For the Medicare Pan B reimbursement, the trend rate is 5.0%. The Medicare Advantage trend rate is 4.5% and will continue in all future years.

**Discount Rate**

The discount rate for June 30, 2018 and 2017 was 3.87% and 3.58%, respectively. This represents the municipal bond return rate as chosen by the Division. The source is the Bond Buyer Go 20-Bond Municipal Bond Index, which includes tax-exempt general obligation municipal bonds with an average rating of AA/Aa or higher.

**Changes in the Total Non-Employer OPEB Liability**

Shown below are details regarding The Total OPEB non-employer Liability associated with the District for the measurement period from June 30, 2017 to June 30, 2018.

Balance at 6/30/17		\$345,955,079
Changes for the year:		
Service cost	\$ 12,365,510.00	
Interest	12,689,815.00	
Differences between expected and actual experience	(27,216,331.00)	
Changes in assumptions or other inputs	(34,589,787.00)	
Membership Contributions	278,564.00	
Benefit payments - Net	<u>(8,059,941.00)</u>	
Net changes		<u>(44,532,170)</u>
Balance at 6/30/18		<u><u>\$301,422,909</u></u>

**Jackson Township School District**  
**Notes to the Financial Statements**  
**For the Fiscal Year Ending June 30, 2019**

**NOTE 7: ACCOUNTING AND FINANCIAL REPORTING FOR POST-RETIREMENT BENEFITS OTHER THAN PENSIONS - GASB 75 (CONTINUED)**

**Sensitivity of the Total Non-Employer OPEB Liability to Changes in the Discount Rate**

The following presents the total Non-Employer OPEB liability associated with the District as of June 30, 2018, calculated using the discount rate as disclosed above as well as what the total Non-Employer OPEB liability would be if it was calculated using a discount rate that is 1 -percentage point lower or 1-percentage point higher than the current rate:

	June 30, 2018		
	1.00% <u>Decrease (2.87%)</u>	At Discount <u>Rate (3.87)</u>	1.00% <u>Increase (4.87%)</u>
State of New Jersey's Proportionate Share of the total Non-Employer OPEB Liability associated with the District	\$356,343,238	\$301,422,909	\$257,766,919

**Sensitivity of the Total Non-Employer OPEB Liability to Changes in Healthcare Trends**

The following presents the total Non-Employer OPEB liability associated with the District as of June 30, 2018, calculated using the healthcare trend rate as disclosed above as well as what the total Non-Employer OPEB liability would be if it was calculated using a healthcare trend rate that is 1- percentage point lower or 1-percentage point higher than the current rate:

	June 30, 2018		
	1.00% <u>Decrease</u>	Healthcare Cost <u>Trend Rate</u>	1.00% <u>Increase</u>
State of New Jersey's Proportionate Share of the total Non-Employer OPEB Liability associated with the District	\$249,143,590	\$301,422,909	\$370,564,310

**Jackson Township School District**  
**Notes to the Financial Statements**  
**For the Fiscal Year Ending June 30, 2019**

**NOTE 7: ACCOUNTING AND FINANCIAL REPORTING FOR POST-RETIREMENT BENEFITS OTHER THAN PENSIONS - GASB 75 (CONTINUED)**

**OPEB Expense and Deferred Outflows of Resources and Deferred Inflows of Resources Related to Non-Employer OPEB Liability**

At June 30, 2018, the State reported deferred outflows of resources and deferred inflows of resources related to retired school employee's Non-Employer OPEB Liability associated with the District from the following sources:

	<u>Deferred Outflow of Resources</u>	<u>Deferred Inflow of Resources</u>
Differences between expected and actual experience	\$	\$ 29,259,825
Changes of assumptions		67,565,486
Net difference between projected and actual earnings on OPEB plan investments		
Changes in proportion	<u>4,687,546</u>	<u>244,059</u>
	<u>\$ 4,687,546</u>	<u>\$ 97,069,370.00</u>

Amounts reported as deferred outflows of resources and deferred inflows of resources related to retired school employee's Non-Employer OPEB associated with the District will be recognized in OPEB expense as follows:

<u>Year Ended June 30,</u>	<u>Amount</u>
2019	(\$11,042,614)
2020	(\$11,042,614)
2021	(\$11,042,614)
2022	(\$11,042,614)
2023	(\$11,042,614)
Total Thereafter	<u>(\$37,168,756)</u>
	<u>(\$92,381,824)</u>



**Jackson Township School District**  
**Notes to the Financial Statements**  
**For the Fiscal Year Ending June 30, 2019**

**NOTE 7: ACCOUNTING AND FINANCIAL REPORTING FOR POST-RETIREMENT BENEFITS OTHER THAN PENSIONS - GASB 75 (CONTINUED)**

**OPEB Expense and Deferred Outflows of Resources and Deferred Inflows of Resources Related to Non-Employer OPEB Liability (Continued)**

In accordance with GASBS No. 75, the District's proportionate share of school retirees OPEB is zero. There is no recognition of the allocation of proportionate share of deferred outflows of resources and deferred inflows of resources in the financial statements.

**State Health Benefit Local Education Retired Employee Plan Information**

The New Jersey Division of Pension and Benefits issues publicly available reports on the OPEB plan. Those reports may be obtained by writing to the Division of Pension and Benefits, PO Box 295, Trenton, NJ 08625-0295 or on their website at <http://www.state.nj.us/treasury/pensions/gasb-notices-opeb.shtml>

**NOTE 8: LITIGATION**

The District's counsel advises that there is no litigation, pending litigation, claims, contingent liabilities, unasserted claims or assessments or statutory violations which involve the School District and which might materially affect the District's financial position.

**NOTE 9: CONTINGENCIES**

The District receives financial assistance from the State of New Jersey and the U.S. Government in the form of grants. Entitlement to the funds is generally conditional upon compliance with terms and conditions of the grant agreements and applicable regulations, including the expenditure of the funds for eligible purposes. The State and Federal grants received and expended in the 2018-2019 fiscal year were subject to the Uniform Guidance and New Jersey OMB Circular 15-08 which mandates that grant revenues and expenditures be audited in conjunction with the District's annual audit if expenditures for federal or state programs exceed \$750,000.00 Findings and questioned costs, if any, relative to federal and state financial assistance programs are discussed in the Single Audit Section, Schedule of Findings and Questioned Costs. In addition, all grants and cost reimbursements are subject to financial and compliance audits by the grantors. The District's management does not believe any such audit would result in material amounts of disallowed costs.

**Jackson Township School District**  
**Notes to the Financial Statements**  
**For the Fiscal Year Ending June 30, 2019**

**NOTE 10: RISK MANAGEMENT**

The District is exposed to various risks of loss related to torts; theft of, damage to, and destruction of assets; errors and omissions; injuries to employees; and natural disasters.

**Property and Liability Insurance** The District maintains insurance coverage covering each of those risks of loss. The administration believes such coverage is sufficient to preclude any significant uninsured losses to the District. Settled claims have not exceeded the insurance coverage in any of the past three fiscal years.

**New Jersey Unemployment Compensation Insurance** The District has elected to fund its New Jersey Unemployment Compensation Insurance under the "Benefit Reimbursement Method". Under this plan, the District is required to reimburse the New Jersey Unemployment Trust Fund for benefits paid to its former employees and charged to its account with the State. The District is billed quarterly for amounts due to the State. The following is a summary of District contributions, employee contributions, reimbursements to the State for benefits paid and the ending balance of the District's fiduciary trust fund for the current and previous two years:

Year Ended <u>June 30,</u>	<u>Interest</u>	Employee <u>Contributions</u>	Amount <u>Reimbursed</u>	Ending <u>Balance</u>
2019	\$8,649.62	\$143,270.02	\$34,526.26	\$732,423.63
2018	2,049.60	142,878.21	56,467.83	615,030.25
2017	644.52	113,727.93	152,615.96	564,813.78

**NOTE 11: COMPENSATED ABSENCES**

The District accounts for compensated absences (e.g. unused vacation and sick leave) as directed by Governmental Accounting Standards Board Statement No. 16 (GASB 16), "Accounting for Compensated Absences". A liability for compensated absences attributable to services already rendered and not contingent on a specific event that is outside the control of the employer and employee is accrued as employees earn the rights to the benefits.

District employees are granted varying amounts of vacation and sick leave in accordance with the District's personnel policy. Upon termination, employees are paid for accrued vacation. The District's policy permits employees to accumulate unused sick leave and carry forward the amount to subsequent years. Upon retirement, employees shall be paid by the District for the unused sick leave in accordance with the Districts agreements with the various employee unions.

The liability for vested compensated absences of the governmental fund types are recorded in the district - wide statement of net position. As of June 30, 2019, a liability existed for compensated absences for governmental fund-types in the district- wide statement of net position of \$5,598,265.08.

**Jackson Township School District**  
**Notes to the Financial Statements**  
**For the Fiscal Year Ending June 30, 2019**

**NOTE 11: COMPENSATED ABSENCES (CONTINUED)**

The liability for vested compensated absences of the proprietary fund types is recorded within those funds as the benefits accrue to employees. As of June 30, 2019 a liability existed for compensated absences in the proprietary funds of \$154,414.31.

For additional descriptive information see Note 1, Summary of Significant Accounting Policies.

**NOTE 12: FUND BALANCE APPROPRIATED**

**General Fund** The table below reflects the District's Fund Balance at June 30, 2019 on both a GAAP (Exhibit B-1) and Budgetary (Exhibit C-1) basis including the required adjustment related to the last state aid payment which under GAAP is not recognized:

	<u>Budgetary</u> <u>Basis</u>	<u>Adjustment</u>	<u>GAAP</u> <u>Basis</u>
Restricted:			
Excess Surplus:			
Designated for Subsequent			
Year's Expenditures	\$ 3,112,711.06	\$	\$ 3,112,711.06
Current Year	1,032,174.99	(1,032,174.99)	
Capital Reserve	561,795.66		561,795.66
Assigned:			
Designated for Subsequent			
Year's Expenditures	3,295,818.94		3,295,818.94
Encumbrances	114,910.85	(114,910.85)	
Unassigned	<u>3,377,031.63</u>	<u>(3,683,740.16)</u>	<u>(306,708.53)</u>
	<u>\$ 11,494,443.13</u>	<u>\$ (4,830,826.00)</u>	<u>\$ 6,663,617.13</u>

**Debt Service Fund** Of the \$73,063.56 in Debt Service Fund Balance at June 30, 2019, \$56,379.56 is restricted in accordance with N.J.S.A. 18A:7F-41c(2) and \$16,684.00 is assigned and has been appropriated and included as anticipated revenue for the year ended June 30, 2020.

**Jackson Township School District**  
**Notes to the Financial Statements**  
**For the Fiscal Year Ending June 30, 2019**

**NOTE 13: CALCULATION OF EXCESS SURPLUS – BUDGETARY BASIS**

**Calculation of Excess Surplus** In accordance with N.J.S.A. 18A:7F-7, as amended by P.L. 2007, c73 (S1701), the Restricted Fund Balance - Excess Surplus is a required calculation pursuant to the New Jersey Comprehensive Educational Improvement and Financing Act of 1996 (CEIFA). New Jersey school districts are required to reserve General Fund fund balance at the fiscal year end of June 30 if the District did not appropriate a required minimum amount as budgeted fund balance in the subsequent year's budget.

General Fund Expenditures:		
Fiscal Year Ended, June 30 2019		\$159,070,755.16
Increased by:		
Transfer from Capital Outlay to Capital Projects		5,292,405.00
		\$164,363,160.16
Less:		
Reimb. TPAF Pension Contributions	\$15,861,545.00	
Reimb. TPAF Social Security Contributions	4,189,742.02	
Capital Leases	987,491.84	
		21,038,778.86
Adjusted General Fund Expenditures		\$143,324,381.30
Excess Surplus Percentage		2.00%
		\$2,866,487.63
Increased by:		
Extraordinary Aid (unbudgeted)	\$298,600.00	
Non-Public Transportation Aid (unbudgeted)	211,944.00	
		510,544.00
Maximum Unreserved/Undesignated General Fund Balance		\$3,377,031.63
Actual Unassigned General Fund Balance		4,409,206.62
Excess Surplus		\$1,032,174.99
Recapitulation of Excess Surplus, June 30, 2019:		
Restricted for Excess Surplus - Designated for Subsequent Year's Expenditure		\$3,112,711.06
Restricted for Excess Surplus		1,032,174.99
		\$4,144,886.05

**Jackson Township School District**  
**Notes to the Financial Statements**  
**For the Fiscal Year Ending June 30, 2019**

**NOTE 13: CALCULATION OF EXCESS SURPLUS – BUDGETARY BASIS (CONTINUED)**

Based on the preceding calculation, as of June 30, 2019, \$1,032,174.99 is reported as Restricted Fund Balance Excess Surplus and is required to be appropriated for property tax relief in the 2020-21 budget. \$3,112,711.06 is reported as Restricted Fund Balance Excess Surplus Designated for Subsequent Year's Expenditure and is required to be appropriated for property tax relief in the 2019-20 budget.

**NOTE 14: INTERFUND RECEIVABLES AND PAYABLES**

The following interfund balances remained on the balance sheet at June 30, 2019:

<u>Fund</u>	<u>Interfund Balance</u>	
	<u>Receivable</u>	<u>Payable</u>
General Fund	\$ 675,107.53	\$
Special Revenue Fund		201,312.09
Capital Projects Fund		158,660.13
Debt Service Fund		200,145.44
Enterprise Fund	213.64	
Fiduciary Fund		115,203.51
	\$ 675,321.17	\$ 675,321.17

All balances resulted from the time lag between the dates that short-term loans were disbursed and payments between funds were received.

**Jackson Township School District**  
**Notes to the Financial Statements**  
**For the Fiscal Year Ending June 30, 2019**

**NOTE 15: CAPITAL RESERVE ACCOUNT**

A capital reserve account was established by the Township of Jackson Board of Education for the accumulation of funds for use as capital outlay expenditures in subsequent fiscal years. The capital reserve account is maintained in the general fund and its activity is included in the general fund annual budget.

Funds placed in the capital reserve account are restricted to capital projects in the district's approved Long Range Facilities Plan (LRFP). Upon submission of the LRFP to the Department of Education, a district may increase the balance in the capital reserve by appropriating funds in the annual general fund budget certified for taxes or by transfer by Board resolution at year end (June 1 to June 30) of any unanticipated revenue or unexpended line item appropriations, or both. A district may also appropriate additional amounts when the express approval of the voters has been obtained by either a separate proposal at budget time or by a special question at one of the four special election dates authorized by N.J.S.A. 19:60-2. Pursuant to N.J.A.C. 6A:23A-14.1(g), the balance in the account cannot at any time exceed the local support costs of uncompleted capital projects in its approved LRFP.

The activity of the capital reserve for the July 1, 2018 to June 30, 2019 fiscal year is as follows:

Balance, June 30, 2018		\$ 5,324,292.11
Interest Earnings		29,908.55
Deposits:		
Board Resolution dated 06/26/19	\$500,000.00	500,000.00
		5,854,200.66
Withdrawals:		
Board Resolution dated 2/19/19	\$ 5,243,000.00	
Board Resolution dated 5/21/19	49,405.00	
		5,292,405.00
Balance, June 30, 2019		\$ 561,795.66

**Jackson Township School District**  
**Notes to the Financial Statements**  
**For the Fiscal Year Ending June 30, 2019**

**NOTE 16: INVENTORY**

Inventory in the Food Service Fund at June 30, 2019 consisted of the following:

Food and Supplies	<u>\$41,015.53</u>
-------------------	--------------------

The value of Federal donated commodities as reflected on Schedule A (required by the Single Audit Act Amendment of 1996) is the difference between market value and cost of the commodities at the date of purchase and has been included as an item of non-operating revenue in the financial statements.

**NOTE 17: TAX ABATEMENTS**

As defined by the Governmental Accounting Standards Board (GASB), a tax abatement is an agreement between a government and an individual or entity in which the government promises to forgo tax revenues and the individual or entity promises to subsequently take a specific action that contributes to economic development or otherwise benefits the government or its citizens. School districts are not authorized by New Jersey statute to enter into tax abatement agreements. However, the county or municipality in which the school district is situated may have entered into tax abatement agreements, and that potential must be disclosed in these financial statements. If the county or municipality entered into tax abatement agreements, those agreements will not directly affect the school district's local tax revenue because N.J.S.A. 54:4-75 and N.J.S.A. 54:4-76 require that amounts so forgiven must effectively be recouped from other taxpayers and remitted to the school district. The District has identified agreements that have been entered into by Jackson Township that require disclosure under this statement. The gross dollar amount, on an accrual basis, by which the District's property tax revenues were potentially reduced during the reporting period as a result of tax abatement agreements totaled \$184,378.11. It is important to note that the District Tax Levy is guaranteed to be paid in full by the municipalities and that the District collected its full tax levy for FY2019.

**NOTE 18: SUBSEQUENT EVENTS**

The Board of Education has evaluated subsequent events occurring after the financial statement date through November 21, 2019 which is the date the financial statements were available to be issued. The District has determined that the following subsequent event requires disclosure:

The District's General Fund budget derives a material amount of its support in the form of Unrestricted State Aid. The FY2019 school year marks the first year of serious state aid reductions for the District. The State of NJ has passed legislation known as "S2" which is adversely affecting many Ocean County School Districts. For Jackson, it is estimated to cut state aid by as much as \$18,000,000 over the next seven years. There is uncertainty regarding the methodology and amount of funding of the state's portion of educational aid and the District is pursuing avenues to get answers for their methodology.

**REQUIRED SUPPLEMENTARY INFORMATION - PART II**



**BUDGETARY COMPARISON SCHEDULES**

JACKSON TOWNSHIP SCHOOL DISTRICT  
GENERAL FUND  
COMPARATIVE STATEMENTS OF REVENUES, EXPENDITURES AND CHANGES  
IN FUND BALANCE - BUDGET AND ACTUAL  
FOR THE FISCAL YEAR ENDED JUNE 30, 2019

	ORIGINAL BUDGET	BUDGET TRANSFERS AND AMENDMENTS	FINAL BUDGET	ACTUAL	VARIANCE FAVORABLE/ (UNFAVORABLE)
<b>REVENUES:</b>					
Local Sources:					
Local Tax Levy	\$ 84,481,516.00	\$	84,481,516.00	\$ 84,481,516.00	\$
Unrestricted Miscellaneous Revenues	1,174,110.00		1,174,110.00	1,966,927.92	792,817.92
Interest Earned on Capital Reserve Funds	12,000.00		12,000.00	29,908.55	17,908.55
Total Local Sources	85,667,626.00		85,667,626.00	86,478,352.47	810,726.47
State Sources:					
Categorical Transportation Aid	601,355.00		601,355.00	601,355.00	
Extraordinary Aid	1,100,000.00		1,100,000.00	1,398,600.00	298,600.00
Categorical Special Education Aid	5,211,500.00		5,211,500.00	5,211,500.00	
Equalization Aid	42,102,240.00		42,102,240.00	42,102,240.00	
Categorical Security Aid	854,977.00		854,977.00	854,977.00	
Other State Aids				211,944.00	211,944.00
On-behalf TPAF Contributions-non-budgeted				10,682,131.00	10,682,131.00
On-behalf TPAF N.C.G.I.-non-budgeted				223,605.00	223,605.00
Reimbursed TPAF Soc. Sec. Contribution-non-budgeted				4,189,742.02	4,189,742.02
Post Retirement/Medical-non budgeted				4,946,824.00	4,946,824.00
Long Term Disability Insurance				8,985.00	8,985.00
Total State Sources	49,870,072.00		49,870,072.00	70,431,903.02	20,561,831.02
Federal Sources:					
Medicaid Reimbursement	146,024.00		146,024.00	210,556.75	64,532.75
Total Federal Sources	146,024.00		146,024.00	210,556.75	64,532.75
Total Revenues	135,683,722.00		135,683,722.00	157,120,812.24	21,437,090.24
<b>EXPENDITURES:</b>					
CURRENT EXPENSE:					
Instruction - Regular Programs:					
Kindergarten	1,605,617.00	57,102.00	1,662,719.00	1,640,384.00	22,335.00
Grades 1-5	11,453,045.00	(124,908.51)	11,328,136.49	11,298,391.49	29,745.00
Grades 6-8	8,464,805.00	(43,406.01)	8,421,398.99	8,421,398.99	
Grades 9-12	11,215,199.00	(8,850.29)	11,206,348.71	11,206,348.71	
Regular programs - home instruction:					
Salaries of teachers	130,000.00	74,958.18	204,958.18	204,958.18	
Purchased professional educational services	130,000.00	(47,064.00)	82,936.00	75,596.53	7,339.47
Purchased professional - educational services	1,467,918.00		1,467,918.00	1,078,313.30	389,604.70
Other purchased services (400 - 500 series)	1,290,491.04	(246,350.20)	1,044,140.84	856,533.35	187,607.49
General supplies	1,586,581.00	59,292.13	1,645,873.13	1,304,842.86	341,030.27
Textbooks	309,054.00	11,869.44	320,923.44	315,982.45	4,940.99
Other objects	160,562.70	21,797.11	182,359.81	172,872.06	9,487.75
Total regular programs	37,813,272.74	(245,560.15)	37,567,712.59	36,575,621.92	992,090.67

JACKSON TOWNSHIP SCHOOL DISTRICT  
GENERAL FUND  
COMPARATIVE STATEMENTS OF REVENUES, EXPENDITURES AND CHANGES  
IN FUND BALANCE - BUDGET AND ACTUAL  
FOR THE FISCAL YEAR ENDED JUNE 30, 2019

	ORIGINAL BUDGET	BUDGET TRANSFERS AND AMENDMENTS	FINAL BUDGET	ACTUAL	VARIANCE FAVORABLE/ (UNFAVORABLE)
<b>Instruction - Special Education:</b>					
<b>Learning and/or Language Disabilities:</b>					
Salaries of Teachers	\$ 208,081.00	\$(86,702.00)	\$ 121,379.00	\$ 121,379.00	\$
Other salaries for instruction	165,785.00	(35,772.48)	130,012.52	130,012.52	
Purchased Professional-Educational Services	3,060.00		3,060.00	1,644.00	1,416.00
General Supplies	55,367.00	(2,320.00)	53,047.00	41,365.68	11,681.32
Textbooks	316.00		316.00		316.00
<b>Total Learning and/or Language Disabilities</b>	<u>432,609.00</u>	<u>(124,794.48)</u>	<u>307,814.52</u>	<u>294,401.20</u>	<u>13,413.32</u>
<b>Behavioral Disabilities:</b>					
Salaries of Teachers	477,039.00	72,162.50	549,201.50	542,001.50	7,200.00
Other Salaries for Instruction	164,225.00	252,259.96	416,484.96	416,484.96	
Purchased Professional-Educational Services	15,000.00		15,000.00	7,562.40	7,437.60
<b>Total Behavioral Disabilities</b>	<u>656,264.00</u>	<u>324,422.46</u>	<u>980,686.46</u>	<u>966,048.86</u>	<u>14,637.60</u>
<b>Multiple Disabilities:</b>					
Salaries for Teachers	903,603.00	7,751.71	911,354.71	905,189.71	6,165.00
Other Salaries for Instruction	1,204,741.00	(257,463.01)	947,277.99	935,917.98	11,360.01
Purchased Prof- Educ Services	7,000.00	16,000.00	23,000.00	16,741.40	6,258.60
General Supplies	38,682.00	(11,284.34)	27,397.66	21,465.36	5,932.30
<b>Total Multiple Disabilities</b>	<u>2,154,026.00</u>	<u>(244,995.64)</u>	<u>1,909,030.36</u>	<u>1,879,314.45</u>	<u>29,715.91</u>
<b>Resource Room / Resource Center:</b>					
Salaries of Teachers	9,834,096.00	(271,939.56)	9,562,156.44	9,539,931.44	22,225.00
Other salaries for instruction	2,302,855.00	34,846.64	2,337,701.64	2,295,309.76	42,391.88
Purchased Professional-Educational Services	296,000.00	(79,339.00)	216,661.00	165,276.80	51,384.20
General Supplies	223,810.00	(4,673.00)	219,137.00	188,326.17	30,810.83
<b>Total Resource Room / Resource Center</b>	<u>12,656,761.00</u>	<u>(321,104.92)</u>	<u>12,335,656.08</u>	<u>12,188,844.17</u>	<u>146,811.91</u>
<b>Preschool Disabilities - Part -Time:</b>					
Salaries of Teachers	319,735.00	(41,149.23)	278,585.77	260,217.77	18,368.00
Other Salaries for Instruction	324,065.00	(126,946.78)	197,118.22	185,483.22	11,635.00
General Supplies	38,211.00	(4,551.77)	33,659.23	31,478.19	2,181.04
<b>Total Preschool Disabilities - Part -Time</b>	<u>682,011.00</u>	<u>(172,647.78)</u>	<u>509,363.22</u>	<u>477,179.18</u>	<u>32,184.04</u>

JACKSON TOWNSHIP SCHOOL DISTRICT  
GENERAL FUND  
COMPARATIVE STATEMENTS OF REVENUES, EXPENDITURES AND CHANGES  
IN FUND BALANCE - BUDGET AND ACTUAL  
FOR THE FISCAL YEAR ENDED JUNE 30, 2019

	ORIGINAL BUDGET	BUDGET TRANSFERS AND AMENDMENTS	FINAL BUDGET	ACTUAL	VARIANCE FAVORABLE/ (UNFAVORABLE)
Preschool Disabilities - Full - Time:					
Salaries of Teachers	\$ 352,462.00	(120,000.00)	\$ 232,462.00	\$ 220,578.86	\$ 11,883.14
Other Salaries for Instruction		521,665.00	521,665.00	509,152.67	12,512.33
Purchased Professional-Educational Services	9,180.00		9,180.00		9,180.00
Supplies and Materials	23,400.00	1,375.58	24,775.58	23,585.39	1,190.19
Total Preschool Disabilities - Full - Time	385,042.00	403,040.58	788,082.58	753,316.92	34,765.66
Total Special Education	16,966,713.00	(136,079.78)	16,830,633.22	16,559,104.78	271,528.44
Basic Skills / Remedial:					
Salaries of Teachers	357,316.00	(74,088.28)	283,227.72	273,812.57	9,415.15
Other Purchased Services (400-500 series)	1,026.00		1,026.00	1,008.35	17.65
Total Basic Skills / Remedial	358,342.00	(74,088.28)	284,253.72	274,820.92	9,432.80
Bilingual Education Instruction:					
Salaries of Teachers	312,885.00	36,794.29	349,679.29	344,930.30	4,748.99
Other Salaries for Instruction	32,141.00	(32,141.00)			
Total Bilingual Education Instruction	345,026.00	4,653.29	349,679.29	344,930.30	4,748.99
School Sponsored Co-Curricular Activities:					
Salaries	473,580.00	16,680.29	490,260.29	490,260.29	
Total School Sponsored Co-Curricular Activities	473,580.00	16,680.29	490,260.29	490,260.29	
School Sponsored Athletics:					
Salaries	1,201,620.00	28,252.78	1,229,872.78	1,229,872.78	
Purchased Services (300-500 Series)	332,051.00	(434.37)	331,616.63	299,454.46	32,162.17
Supplies and Materials	198,861.90	(378.00)	198,483.90	182,929.35	15,554.55
Other Objects	12,780.00	(2,409.00)	10,371.00	10,071.00	300.00
Transfers to Cover Deficit (Agency Funds)	182,570.00		182,570.00	182,570.00	
Total School Sponsored Athletics	1,927,882.90	25,031.41	1,952,914.31	1,904,897.59	48,016.72
Other Instructional Programs:					
Salaries	126,194.00	5,244.90	131,438.90	124,253.02	7,185.88
Total Other Instructional Programs	126,194.00	5,244.90	131,438.90	124,253.02	7,185.88
Total Other Instructional Programs	3,231,024.90	(22,478.39)	3,208,546.51	3,139,162.12	69,384.39
Total - Instruction	58,011,010.64	(404,118.32)	57,606,892.32	56,273,888.82	1,333,003.50

JACKSON TOWNSHIP SCHOOL DISTRICT  
GENERAL FUND  
COMPARATIVE STATEMENTS OF REVENUES, EXPENDITURES AND CHANGES  
IN FUND BALANCE - BUDGET AND ACTUAL  
FOR THE FISCAL YEAR ENDED JUNE 30, 2019

	ORIGINAL BUDGET	BUDGET TRANSFERS AND AMENDMENTS	FINAL BUDGET	ACTUAL	VARIANCE FAVORABLE/ (UNFAVORABLE)
<b>Undistributed Expenditures:</b>					
Instruction:	\$	(23,437.90)	\$ 142,491.10	\$ 132,549.48	\$ 9,941.62
Tuition to Other LEA's within the State - Regular	165,929.00	6,351.07	170,883.07	170,883.07	
Tuition to Other LEA's within the State - Special	164,532.00	(88,980.00)	198,913.00	185,845.00	13,068.00
Tuition to County Vocational School District - Regular	287,893.00	(359,100.24)	1,172,320.76	1,147,905.43	24,415.33
Tuition to CSSD & Regional Day Schools	1,531,421.00	777,995.07	3,913,061.07	3,818,031.32	95,029.75
Tuition to Private Schools for the Handicapped w/in State	3,135,066.00	9,000.00	9,000.00	9,000.00	
Tuition - State Facilities	52,650.00	(52,650.00)			
Tuition - Other	9,000.00				
Total Undistributed Expenditures - Instruction	5,346,491.00	260,178.00	5,606,669.00	5,464,214.30	142,454.70
<b>Attendance and Social Work Services:</b>					
Salaries	146,647.00	(948.58)	145,698.42	138,772.79	6,925.63
Supplies and Materials	1,765.00	(95.00)	1,670.00	202.18	1,467.82
Other Objects	650.00		650.00	69.60	580.40
Total Attendance and Social Work Services	149,062.00	(1,043.58)	148,018.42	139,044.57	8,973.85
<b>Health Services:</b>					
Salaries	1,034,266.00	40,564.94	1,074,830.94	1,057,738.44	17,092.50
Purchased Professional and Technical Services	852,884.00	(293,950.00)	558,934.00	488,444.90	70,489.10
Other Purchased Services	1,410.00	(160.00)	1,250.00	715.00	535.00
Supplies and Materials	33,299.40	(3,721.80)	29,577.60	24,417.60	5,160.00
Other Objects	200.00		200.00		200.00
Total Health Services	1,922,059.40	(257,266.86)	1,664,792.54	1,571,315.94	93,476.60
<b>Other Support Services - Speech, OT, PT &amp; Related Services:</b>					
Salaries	1,335,211.00	(91,068.03)	1,244,142.97	1,187,008.09	57,134.88
Purchased Professional - Educational Services	2,020.00	118.00	2,138.00	1,874.55	263.45
Supplies and Materials	1,337,231.00	(90,950.03)	1,246,280.97	1,188,882.64	57,398.33
Total Other Support Services - Speech, OT, PT & Related Services					
<b>Other Support Services - Students - Extra Services</b>					
Salaries	3,122,435.00	(356,863.58)	2,765,571.42	2,740,397.23	25,174.19
Purchased Professional - Educational Services	489,137.00	236,233.00	725,370.00	633,660.92	91,709.08
Total Other Support Services - Students - Extra Services	3,611,572.00	(120,630.58)	3,490,941.42	3,374,058.15	116,883.27

JACKSON TOWNSHIP SCHOOL DISTRICT  
GENERAL FUND  
COMPARATIVE STATEMENTS OF REVENUES, EXPENDITURES AND CHANGES  
IN FUND BALANCE - BUDGET AND ACTUAL  
FOR THE FISCAL YEAR ENDED JUNE 30, 2019

	ORIGINAL BUDGET	BUDGET TRANSFERS AND AMENDMENTS	FINAL BUDGET	ACTUAL	VARIANCE FAVORABLE/ (UNFAVORABLE)
Guidance:	\$	\$	\$	\$	\$
Salaries of Other Professional Staff	2,175,690.00	(46,427.75)	2,129,262.25	2,087,959.86	41,302.39
Salaries of Secretarial and Clerical Assistants	353,223.00	436.24	353,659.24	331,675.48	21,983.76
Other Salaries	4,500.00	(500.00)	4,000.00		4,000.00
Purchased Professional - Educational Services	7,537.00	1,725.00	9,262.00	2,695.00	6,567.00
Other Purchased Services	33,005.00	(452.74)	32,552.26	19,153.76	13,398.50
Supplies and Materials	36,551.00	(2,111.26)	34,439.74	21,304.55	13,135.19
Other Objects	5,835.00	525.00	6,360.00	6,050.00	310.00
Total Guidance	2,616,341.00	(46,805.51)	2,569,535.49	2,468,838.65	100,696.84
Child Study Teams:					
Salaries of Other Professional Staff	2,564,794.00	(26,542.87)	2,538,251.13	2,506,444.93	31,806.20
Salaries of Secretarial and Clerical Assistants	482,536.00	32,356.95	514,892.95	476,252.08	38,640.87
Salaries of ABA in Home Therapy	1,000.00		1,000.00		1,000.00
Purchased Professional Educational Services	215,092.00	295,957.64	511,049.64	511,048.90	0.74
Misc. Purchased Services	38,930.00	(4,538.48)	34,391.52	31,108.30	3,283.22
Supplies and Materials	85,197.00	(25,006.41)	60,190.59	59,460.94	729.65
Other Objects	3,298.00	(1,569.40)	1,728.60	627.98	1,100.62
Total Child Study Teams	3,390,847.00	270,657.43	3,661,504.43	3,584,943.13	76,561.30
Improvement of Instruction Services					
Other Support Services - Instructional Staff:					
Summer Curriculum Development					
Salaries of Supervisors of Instruction	1,123,149.00	(1,500.00)	1,121,649.00	1,118,423.44	3,225.56
Salaries of Other Professional Staff	53,387.00	(9,026.59)	44,360.41	43,169.09	1,191.32
Salaries of Secretarial and Clerical Asssts.	163,977.00	9,821.74	173,798.74	155,677.99	18,120.75
Other Salaries	80,519.00		80,519.00	78,314.64	2,204.36
Purchased Prof. and Educational Services	134,509.00		134,509.00	131,608.50	2,900.50
Other Purchased Services (400-500)	18,117.00	1,201.99	19,318.99	15,408.05	3,910.94
Supplies and materials	43,760.00	(15,352.00)	28,408.00	19,960.51	8,447.49
Total Improvement of Instruction Services / Other Support Services - Instructional Staff	1,617,418.00	(14,854.86)	1,602,563.14	1,562,562.22	40,000.92
Educational Media Services / School Library:					
Salaries	1,048,862.00	(93,027.58)	955,834.42	935,355.72	20,478.70
Purchased Professional and Technical Services	486,825.00	(309,036.35)	177,788.65	177,788.65	
Other Purchased Services (400-500 Series)	21,864.00	(3,450.53)	18,413.47	15,232.37	3,181.10
Supplies and materials	153,291.00	(1,309.47)	151,981.53	136,252.37	15,729.16
Total Educational Media Services / School Library	1,710,842.00	(406,823.93)	1,304,018.07	1,264,629.11	39,388.96

JACKSON TOWNSHIP SCHOOL DISTRICT  
GENERAL FUND  
COMPARATIVE STATEMENTS OF REVENUES, EXPENDITURES AND CHANGES  
IN FUND BALANCE - BUDGET AND ACTUAL  
FOR THE FISCAL YEAR ENDED JUNE 30, 2019

	ORIGINAL BUDGET	BUDGET TRANSFERS AND AMENDMENTS	FINAL BUDGET	ACTUAL	VARIANCE FAVORABLE/ (UNFAVORABLE)
Instructional Staff Training Services:					
Other Salaries	\$ 18,856.00	\$ 80.00	\$ 18,936.00	\$ 5,863.96	\$ 13,072.04
Other Purchased Professional - Educational Svcs.	8,369.00		8,369.00	16,127.00	8,369.00
Other Purchased Services (400- 500)	51,268.00	(7,000.00)	44,268.00	194.75	28,141.00
Supplies and materials	200.00		200.00		5.25
Other Objects	3,100.00		3,100.00		3,100.00
<b>Total Instructional Staff Training Services</b>	<b>81,793.00</b>	<b>(6,920.00)</b>	<b>74,873.00</b>	<b>22,185.71</b>	<b>52,687.29</b>
Support Services General Administration:					
Salaries	319,421.00		319,421.00	315,693.18	3,727.82
Legal Services	280,619.00	109,208.21	389,827.21	371,115.88	18,711.33
Audit Fees	35,525.00		35,525.00	54,969.98	22,682.58
Architectural/Engineering Services	118,849.92	(41,197.36)	77,652.56	43,648.35	250.65
Other Purchased Professional Services	32,866.00	11,013.00	43,879.00	244,089.13	12,547.04
Communications / Telephone	285,910.00	(29,273.83)	256,636.17	9,451.81	2.19
Board Travel Expense	6,338.00	3,116.00	9,454.00	285,138.42	8,429.58
Miscellaneous Expenditures	289,295.00	4,273.00	293,568.00	736.34	1,334.66
General Supplies	2,142.00	(71.00)	2,071.00		103.00
BOE In- House Training/ Meeting Supplies	250.00	(147.00)	103.00	528,280.15	941.00
Judgements against the District	103,000.00	426,221.15	529,221.15	3,956.50	2,271.50
Miscellaneous Expenditures	6,528.00	(300.00)	6,228.00	30,689.70	1,453.30
BOE Membership Dues and Fees	30,523.00	1,620.00	32,143.00		
<b>Total Support Services General Administration</b>	<b>1,511,286.92</b>	<b>484,462.17</b>	<b>1,995,749.09</b>	<b>1,923,294.44</b>	<b>72,454.65</b>
Support Services School Administration:					
Salaries of Principals / Asst. Principals	3,639,144.00	47,375.01	3,686,519.01	3,643,898.44	42,620.57
Salaries of Other Professionals	328,414.00	(616.95)	327,797.05	326,763.38	1,033.67
Salaries of Secretarial and Clerical Assistants	1,453,870.00	7,648.11	1,461,518.11	1,379,026.26	82,491.85
Other Salaries	14,050.00	900.75	14,950.75	5,581.03	9,369.72
Purchased Professional and Technical Services	20,000.00		20,000.00	20,000.00	
Other Purchased Services(400-500 series)	13,861.00	(909.82)	12,951.18	11,948.19	1,002.99
Supplies and Materials	59,741.00	(9,724.39)	50,016.61	32,659.67	17,356.94
Other Objects	58,277.00	6,875.75	65,152.75	56,949.29	8,203.46
<b>Total Support Services School Administration</b>	<b>5,567,357.00</b>	<b>51,548.46</b>	<b>5,638,905.46</b>	<b>5,476,826.26</b>	<b>162,079.20</b>

JACKSON TOWNSHIP SCHOOL DISTRICT  
GENERAL FUND  
COMPARATIVE STATEMENTS OF REVENUES, EXPENDITURES AND CHANGES  
IN FUND BALANCE - BUDGET AND ACTUAL  
FOR THE FISCAL YEAR ENDED JUNE 30, 2019

	ORIGINAL BUDGET	BUDGET TRANSFERS AND AMENDMENTS	FINAL BUDGET	ACTUAL	VARIANCE FAVORABLE/ (UNFAVORABLE)
Central Service:					
Salaries	\$ 1,227,629.00	\$ 32,873.47	\$ 1,260,502.47	\$ 1,215,915.29	\$ 44,587.18
Purchased Professional Services	2,650.00		2,650.00	250.00	2,400.00
Misc. Purch Services (400-500)	54,842.00	640.00	55,482.00	31,374.58	24,107.42
Supplies and Materials	58,690.00	(640.00)	58,050.00	20,683.81	37,366.19
Interest on Current Loans	108,648.00		108,648.00	102,253.13	6,394.87
Miscellaneous Expenditures	23,714.00		23,714.00	10,431.46	13,282.54
Total Central Service	1,476,173.00	32,873.47	1,509,046.47	1,380,908.27	128,138.20
Administrative Information Technology:					
Salaries	254,983.00	121,951.03	376,934.03	365,035.67	11,898.36
Purchased Professional Services	704,517.00	(38,821.54)	665,695.46	665,695.46	
Other Purchased Services	119,941.00	153.55	120,094.55	114,595.61	5,498.94
Supplies and Materials	36,460.00	35,597.47	72,057.47	72,025.87	31.60
Other objects	5,494.00	(5,494.00)			
Total Administrative Information Technology	1,121,395.00	113,386.51	1,234,781.51	1,217,352.61	17,428.90
Required Maintenance for School Facilities:					
Salaries	821,406.00	7,334.71	828,740.71	783,801.98	44,938.73
Cleaning, Repair and Maintenance Services	386,897.00	114,173.23	501,070.23	494,915.84	6,154.39
General Supplies	233,025.00	53,185.07	286,210.07	245,129.68	41,080.39
Other Objects	2,500.00	(2,074.00)	426.00	426.00	
Total Required Maintenance for School Facilities	1,443,828.00	172,619.01	1,616,447.01	1,524,273.50	92,173.51



SPOTSWOOD BOROUGH SCHOOL DISTRICT  
GENERAL FUND  
COMPARATIVE STATEMENTS OF REVENUES, EXPENDITURES AND CHANGES  
IN FUND BALANCE - BUDGET AND ACTUAL  
FOR THE FISCAL YEAR ENDED JUNE 30, 2019

	ORIGINAL BUDGET	BUDGET TRANSFERS AND AMENDMENTS	FINAL BUDGET	ACTUAL	VARIANCE FAVORABLE/ (UNFAVORABLE)
<b>Custodial Services:</b>					
Salaries	\$ 3,738,684.00	\$ 145,856.95	\$ 3,884,540.95	\$ 3,731,190.88	\$ 153,350.07
Salaries of Non-Instructional Aides	365,013.00	(8,360.05)	356,652.95	345,779.06	10,873.89
Purchased Professional and Technical Services	57,889.00	(25,142.72)	32,746.28	27,169.72	5,576.56
Cleaning, Repair and Maintenance Services	73,311.00	(10,222.95)	63,088.05	53,500.82	9,587.23
Other Purchased Property Services	299,628.00	4,576.00	304,204.00	209,082.46	95,121.54
Insurance	761,240.00	(23,522.00)	737,718.00	737,298.00	420.00
Miscellaneous Purchased Services	26,215.00	(410.00)	25,805.00	8,674.79	17,130.21
General Supplies	253,334.00	19,091.78	272,425.78	268,436.53	3,989.25
Energy (Natural Gas)	298,854.00	(5,370.90)	293,483.10	293,483.10	
Energy (Heat and Electricity)	1,935,321.00	6,072.66	1,941,393.66	1,933,034.95	8,358.71
Energy (Oil)	188,830.00	(69,765.04)	119,064.96	118,841.13	223.83
Other Objects	6,336.00	(1,355.00)	4,981.00	2,691.86	2,289.14
Total Custodial Services	8,004,655.00	31,448.73	8,036,103.73	7,729,183.30	306,920.43
<b>Care and Upkeep of Grounds:</b>					
Salaries	671,824.00	4,098.17	675,922.17	675,922.17	
Cleaning, Repair And Maintenance	79,016.00	(2,870.00)	76,146.00	75,980.37	165.63
General Supplies	167,315.00	(79,143.55)	88,171.45	84,217.74	3,953.71
Total Care and Upkeep of Grounds	918,155.00	(77,915.38)	840,239.62	836,120.28	4,119.34
<b>Security:</b>					
Salaries	635,327.00	104,207.52	739,534.52	564,594.77	174,939.75
Purchased Professional and Technical Services	170,000.00	6,040.00	176,040.00	176,040.00	
Cleaning, Repair, and Maintenance Services	95,508.00	(47,530.00)	47,978.00	43,143.84	4,834.16
General Supplies	65,233.00	(16,060.00)	49,173.00	46,416.83	2,756.17
Total Security	966,068.00	46,657.52	1,012,725.52	830,195.44	182,530.08

JACKSON TOWNSHIP SCHOOL DISTRICT  
GENERAL FUND  
COMPARATIVE STATEMENTS OF REVENUES, EXPENDITURES AND CHANGES  
IN FUND BALANCE - BUDGET AND ACTUAL  
FOR THE FISCAL YEAR ENDED JUNE 30, 2019

	ORIGINAL BUDGET	BUDGET TRANSFERS AND AMENDMENTS	FINAL BUDGET	ACTUAL	VARIANCE/ FAVORABLE/ (UNFAVORABLE)
Student Transportation Services:					
Salaries of Non-Instructional Aides	\$ 697,484.00	\$ 81,322.29	\$ 778,806.29	\$ 778,070.42	\$ 735.87
Salaries for Pupil Transportation (Between Home and School) - Regular	3,522,121.00	173,859.92	3,695,980.92	3,636,452.55	59,528.37
Salaries for Pupil Transportation (Between Home and School) - Special	1,010,281.00	(191,681.51)	818,599.49	738,941.92	79,657.57
Salaries (Other than H & S)	274,332.00	14,086.49	288,418.49	268,993.24	19,425.25
Sal. for Pupil Trans(Bet. H&S) - NonPublic Sch	71,866.00	8,206.18	80,072.18	74,941.35	5,130.83
Management Fee- ESC & CTSA Trans. Program	67,217.00	21,130.22	88,347.22	88,346.79	0.43
Transportation- Other Purchased Prof & Tech	71,144.00	(25,533.46)	45,610.54	44,405.34	1,205.20
Cleaning, Repair and Maintenance Services	297,339.00	(50,700.00)	246,639.00	239,212.20	7,426.80
Lease Payments	947,787.00	(123.27)	947,663.73	947,639.71	24.02
Contracted Services - Aid in Lieu Payments-NonPub Sch and School) - Vendors	650,839.00	(10,113.00)	640,726.00	640,726.00	
Contracted Services (Other than Between Home and School) - Vendors	3,000.00	(3,000.00)			
Contract Services (Sp. Ed. Stds.) - Vendors	18,800.00	18,800.00	18,800.00	17,175.45	1,624.55
Contracted Svces. (Spec. Ed. Stud.s) - Joint Agree.	18,904.00	(8,704.00)	10,200.00	9,000.00	1,200.00
Contract. Serv.(Reg. Students)-ESCs & CTASAs	46,016.00	2,170.00	48,186.00	48,185.05	0.95
Contracted Svces (Spec.Ed. Stud) - ESCs & CTASAs	1,285,784.00	558,734.19	1,844,518.19	1,844,517.24	0.95
Miscellaneous Purchased Services - Transportation	123,371.00	12,427.00	135,798.00	135,016.87	781.13
General Supplies	8,850.00	(3,533.53)	5,316.47	5,315.97	0.50
Transportation Supplies	1,545,504.00	193,356.80	1,738,860.80	1,722,397.62	16,463.18
Other Objects	2,250.00	(744.00)	1,506.00	974.97	531.03
Total Student Transportation Services	<u>10,644,089.00</u>	<u>789,960.32</u>	<u>11,434,049.32</u>	<u>11,240,312.69</u>	<u>193,736.63</u>
Unallocated Benefits - Employee Benefits:					
Social Security Contributions	2,116,951.00	(42,520.43)	2,074,430.57	1,977,677.22	96,753.35
Other Retirement Contributions - PERS	2,685,134.00	(79,565.57)	2,605,568.43	2,605,568.09	0.34
Workmen's Compensation	1,011,083.00	17,018.00	1,028,101.00	1,028,101.00	
Health Benefits	22,327,702.00	(1,074,565.00)	21,253,137.00	21,040,701.22	212,435.78
Tuition Reimbursements	64,150.00	4,923.00	69,073.00	64,227.00	4,846.00
Other Employee Benefits	436,258.00	158,099.00	594,357.00	576,209.25	16,147.75
Total Unallocated Benefits - Employee Benefits	<u>28,641,278.00</u>	<u>(1,016,611.00)</u>	<u>27,624,667.00</u>	<u>27,294,483.78</u>	<u>330,183.22</u>

JACKSON TOWNSHIP SCHOOL DISTRICT  
GENERAL FUND  
COMPARATIVE STATEMENTS OF REVENUES, EXPENDITURES AND CHANGES  
IN FUND BALANCE - BUDGET AND ACTUAL  
FOR THE FISCAL YEAR ENDED JUNE 30, 2019

	ORIGINAL BUDGET	BUDGET TRANSFERS AND AMENDMENTS	FINAL BUDGET	ACTUAL	VARIANCE FAVORABLE/ (UNFAVORABLE)
On-Behalf TPAF Contributions (Non-Budgeted):					
On-behalf TPAF Contributions-non-budgeted				\$ 10,682,131.00	\$ (10,682,131.00)
NCGI-non-budgeted				223,605.00	(223,605.00)
Post Retirement Medical-non budgeted				4,946,824.00	(4,946,824.00)
Reimbursed TPAF Social Security Contribution-non-budgeted				4,189,742.02	(4,189,742.02)
Long Term Disability Insurance				8,985.00	(8,985.00)
Total On-behalf TPAF Pension/Social Security				20,051,287.02	(20,051,287.02)
Total Undistributed Expenditures	82,097,941.32	213,969.89	82,311,911.21	100,144,912.01	(17,833,000.80)
TOTAL EXPENDITURES - CURRENT EXPENSE	140,108,951.96	(190,148.43)	139,918,803.53	156,418,800.83	(16,499,997.30)
CAPITAL OUTLAY:					
Equipment:					
Preschool Equipment				6,462.00	
Grades 1-5	3,462.00	3,000.00	6,462.00	6,462.00	
Grades 6-8	6,776.00	5,688.00	12,464.00	12,463.25	0.75
Grades 9-12 - Equipment		10,875.00	10,875.00	10,875.00	
Cognitive - Mild	3,935.00	(3,935.00)			
Multiple Disabilities		11,174.00	11,174.00	11,097.20	76.80
Resource Room/Resource Center	(61.00)	4,443.00	4,382.00	3,412.23	969.77
Preschool Disabilities - Full-Time		2,835.00	2,835.00	2,835.00	
School Sponsored and Other Instructional Program	13,786.08	3,740.00	17,526.08	17,526.08	
Undist.Expend.-Support Serv. - Inst. Staff	18,755.00	(18,755.00)			
Undistributed-Admin. Info Technology	(185.00)	242,292.33	242,107.33	241,403.61	703.72
Undistributed-Reg. Maint. For Schools	24,615.00	(16,000.00)	8,615.00	8,449.00	166.00
Undistributed-Custodial Services	45,266.00		45,266.00	45,262.20	3.80
Undist. Expend. - Care and Upkeep of Grounds	80,243.00	0.25	80,243.25	80,243.25	
Undistributed-Security	68,924.00	(60,797.00)	8,127.00	8,126.48	0.52
Undist.Expend.-Student Trans -Non-Inst. Equip.	49,990.00	15,093.20	65,083.20	58,416.20	6,667.00
School Buses - Regular		925.00	925.00	925.00	
Total Equipment	315,506.08	200,578.78	516,084.86	506,571.50	9,513.36
Facilities Acquisition and Construction Services:					
Construction services	564,000.00		564,000.00	553,863.77	10,136.23
Assessment for Debt Service on SDA Funding	296,467.00		296,467.00	296,467.00	
Total Facilities Acquisition and Construction Services	860,467.00		860,467.00	850,330.77	10,136.23
Interest Deposit to Capital Reserve	12,000.00	(12,000.00)			

JACKSON TOWNSHIP SCHOOL DISTRICT  
GENERAL FUND  
COMPARATIVE STATEMENTS OF REVENUES, EXPENDITURES AND CHANGES  
IN FUND BALANCE - BUDGET AND ACTUAL  
FOR THE FISCAL YEAR ENDED JUNE 30, 2019

	ORIGINAL BUDGET	BUDGET TRANSFERS AND AMENDMENTS	FINAL BUDGET	ACTUAL	VARIANCE FAVORABLE/ (UNFAVORABLE)
	\$	\$	\$	\$	\$
Assets acquired under capital leases (non-budgeted)				987,491.64	(987,491.64)
Undistributed expenditures:					
Transportation				987,491.64	(987,491.64)
Total assets acquired under capital leases (non-budgeted)			1,376,551.86	2,344,393.91	(967,842.05)
<b>TOTAL CAPITAL OUTLAY</b>	<u>1,187,973.08</u>	<u>188,578.78</u>	<u>1,376,551.86</u>		
Summer School Instruction:					
Salaries of Teachers	351,265.00	1,569.65	352,834.65	307,560.42	45,274.23
Total Summer School Instruction	<u>351,265.00</u>	<u>1,569.65</u>	<u>352,834.65</u>	<u>307,560.42</u>	<u>45,274.23</u>
Total Summer School	351,265.00	1,569.65	352,834.65	307,560.42	45,274.23
Total Special Schools	<u>351,265.00</u>	<u>1,569.65</u>	<u>352,834.65</u>	<u>307,560.42</u>	<u>45,274.23</u>
<b>TOTAL EXPENDITURES</b>	<u>\$ 141,648,190.04</u>	<u>\$ (0.00)</u>	<u>\$ 141,648,190.04</u>	<u>\$ 159,070,755.16</u>	<u>\$ (17,422,565.12)</u>
Excess (deficiency) of revenues over (under) expenditures	<u>\$ (5,964,468.04)</u>	<u>\$</u>	<u>\$ (5,964,468.04)</u>	<u>\$ (1,949,942.92)</u>	<u>\$ 4,014,525.12</u>
Other financing sources (uses)					
Transfers from Other Funds				300,000.00	300,000.00
Capital Reserve - Transfer to Capital Projects		(5,292,405.00)	(5,292,405.00)	(5,292,405.00)	
Proceeds from Capital Lease (non-budgeted)				987,491.64	987,491.64
Total other financing sources(uses)		<u>(5,292,405.00)</u>	<u>(5,292,405.00)</u>	<u>(4,004,913.36)</u>	<u>1,287,491.64</u>
Excess of revenues and other financing sources over expenditures and other expenditures and other financing sources	<u>(5,964,468.04)</u>	<u>(5,292,405.00)</u>	<u>(11,256,873.04)</u>	<u>(5,954,856.28)</u>	<u>5,302,016.76</u>
Fund balances, July 1			17,449,299.41	17,449,299.41	
Fund balances, June 30	<u>(5,964,468.04)</u>	<u>(5,292,405.00)</u>	<u>6,192,426.37</u>	<u>11,494,443.13</u>	<u>5,302,016.76</u>
Recapitulation:					
Assigned - year-end encumbrances				114,910.85	
Restricted - excess surplus - current year				1,032,174.99	
Restricted - excess surplus - designated for subsequent year's expenditures				3,112,711.06	
Restricted - capital reserve				561,795.66	
Unassigned fund balance				3,377,031.63	
Assigned - designated for subsequent years expenditures				3,295,818.94	
				<u>11,494,443.13</u>	
Reconciliation to governmental funds statements (GAAP):					
Prior Year aid payment not recognized on GAAP basis			(4,830,826.00)		
Fund balance per governmental funds (GAAP)			<u>\$ 6,663,617.13</u>		

JACKSON TOWNSHIP SCHOOL DISTRICT  
BUDGETARY COMPARISON SCHEDULE  
SPECIAL REVENUE FUND  
FOR THE FISCAL YEAR ENDED JUNE 30, 2019

	<u>ORIGINAL</u> <u>BUDGET</u>	<u>BUDGET</u> <u>TRANSFERS/</u> <u>AMENDMENTS</u>	<u>FINAL</u> <u>BUDGET</u>	<u>ACTUAL</u>	<u>VARIANCE</u> <u>FINAL TO ACTUAL</u>
<b>REVENUES:</b>					
State sources	\$ 178,091.00	\$ (8,061.00)	\$ 170,030.00	\$ 111,332.00	\$ (58,698.00)
Federal sources	2,913,152.00	266,571.00	3,179,723.00	3,100,460.79	(79,262.21)
Other sources	<u>                    </u>	<u>85,795.61</u>	<u>85,795.61</u>	<u>52,520.80</u>	<u>(33,274.81)</u>
Total revenues	<u>3,091,243.00</u>	<u>344,305.61</u>	<u>3,435,548.61</u>	<u>3,264,313.59</u>	<u>(171,235.02)</u>
<b>EXPENDITURES:</b>					
<b>Instruction:</b>					
Salaries of teachers	271,490.00	29,134.00	300,624.00	300,624.00	
Other salaries	114,934.00	58,178.92	173,112.92	173,112.92	
Purchased professional - technical services	24,500.00	55,006.20	79,506.20	8,821.70	70,684.50
Other purchased professional services	156,375.00	(3,265.00)	153,110.00	105,948.00	47,162.00
Contracted Services	6,487.00	(1,422.00)	5,065.00	5,065.00	
Tuition	1,906,059.00	(6,728.00)	1,899,331.00	1,899,331.00	
Supplies and materials	124,444.00	(12,970.18)	111,473.82	91,806.47	19,667.35
Textbooks	15,229.00	(3,374.00)	11,855.00	319.00	11,536.00
Other Objects	<u>1,500.00</u>	<u>3,606.64</u>	<u>5,106.64</u>	<u>1,897.50</u>	<u>3,209.14</u>
Total instruction	<u>2,621,018.00</u>	<u>118,166.58</u>	<u>2,739,184.58</u>	<u>2,586,925.59</u>	<u>152,258.99</u>
<b>Support services:</b>					
Salaries of Supervisors of Instruction	76,117.00	49,846.85	125,963.85	125,712.00	251.85
Salaries of Secretaries and Clerical Assistants	32,068.00	1,536.00	33,604.00	33,604.00	
Other Salaries	72,418.00	30,569.98	102,987.98	102,987.98	
Personal services - employee benefits	110,394.00	52,315.91	162,709.91	162,695.82	14.09
Purchased professional - technical services		789.22	789.22		789.22
Purchased professional - educational services	129,807.00	17,836.67	147,643.67	141,377.51	6,266.16
Other purchased services	31,270.00	5,408.23	36,678.23	35,330.23	1,348.00
Supplies and materials	18,151.00	14,666.23	32,817.23	30,583.93	2,233.30
Miscellaneous expenditures	<u>                    </u>	<u>28,961.94</u>	<u>28,961.94</u>	<u>21,944.47</u>	<u>7,017.47</u>
Total support services	<u>470,225.00</u>	<u>201,931.03</u>	<u>672,156.03</u>	<u>654,235.94</u>	<u>17,920.09</u>
<b>Facilities acquisition and construction services:</b>					
Instructional equipment		23,152.06	23,152.06	23,152.06	
Non-Instructional equipment		<u>1,055.94</u>	<u>1,055.94</u>		<u>1,055.94</u>
Total facilities acquisition and construction serv.		<u>24,208.00</u>	<u>24,208.00</u>	<u>23,152.06</u>	<u>1,055.94</u>
Total expenditures	<u>3,091,243.00</u>	<u>344,305.61</u>	<u>3,435,548.61</u>	<u>3,264,313.59</u>	<u>171,235.02</u>
Excess (deficiency) of revenues over (under) expenditures					

JACKSON TOWNSHIP SCHOOL DISTRICT  
BUDGETARY COMPARISON SCHEDULE  
BUDGET TO GAAP RECONCILIATION  
NOTE TO RS!  
FOR THE FISCAL YEAR ENDED JUNE 30, 2019

Note A - Explanation of difference between budgetary inflows and outflows and GAAP Revenues and Expenditures

	<u>GENERAL FUND</u>	<u>SPECIAL REVENUE FUND</u>
<u>Sources/inflows of resources</u>		
Actual amounts (budgetary basis) "revenue" from the budgetary comparison schedule	\$157,120,812.24	\$3,264,313.59
<u>Difference - budget to GAAP:</u>		
Grant accounting budgetary basis differs from GAAP in that encumbrances are recognized as expenditures, and the related revenue is recognized.		
State aid payment recognized for budgetary purposes, not recognized for GAAP statements until the subsequent year	(4,830,826.00)	
State aid payment recognized for GAAP statements in the current year, previously recognized for budgetary purposes.	4,907,930.00	
Total revenues as reported on the statement of revenues, expenditures and changes in fund balances - governmental funds.	<u>\$157,197,916.24</u>	<u>\$3,264,313.59</u>
<u>Uses/outflows of resources</u>		
Actual amounts (budgetary basis) "total expenditures" from the budgetary comparison schedule.	\$159,070,755.16	\$3,264,313.59
Total expenditures as reported on the statement of revenues, expenditures, and changes in fund balances - governmental funds	<u>\$159,070,755.16</u>	<u>\$3,264,313.59</u>

**REQUIRED SUPPLEMENTARY INFORMATION - PART III**

**SCHEDULES RELATED TO ACCOUNTING AND REPORTING FOR PENSION (GASB 68)**



JACKSON TOWNSHIP SCHOOL DISTRICT  
SCHEDULE OF THE DISTRICT'S PROPORTIONATE SHARE OF THE NET PENSION LIABILITY  
PUBLIC EMPLOYEES RETIREMENT SYSTEM  
LAST TEN YEARS

Measurement Date Ending June 30,	District's Proportion of the Net Pension Liability (Asset)	District's Proportionate Share of the Net Pension Liability (Asset)	District's Covered-Employee Payroll	District's		Plan Fiduciary Net Position as a percentage of the total Pension Liability
				Proportionate Share of the Net Pension Liability (Asset)	Proportionate Share of the Net Pension Liability (Asset) as a percentage of it's Covered-Employee Payroll	
2013	0.2521939629%	\$ 48,199,277	17,029,074	283.04%		48.72%
2014	0.2554735380%	47,831,634	16,822,768	284.33%		52.08%
2015	0.2479451138%	55,658,710	17,530,734	317.49%		47.92%
2016	0.2486189228%	73,633,794	17,611,997	418.09%		40.14%
2017	0.2519804763%	58,657,027	17,742,881	330.59%		48.10%
2018	0.2517092688%	49,560,301	18,401,505	269.33%		53.60%

Note: Schedule is intended to show ten year trend. Additional years will be reported as they become available.

JACKSON TOWNSHIP SCHOOL DISTRICT  
SCHEDULE OF THE DISTRICT'S CONTRIBUTIONS  
PUBLIC EMPLOYEES RETIREMENT SYSTEM  
LAST TEN YEARS

Fiscal Year Ending June 30,	Contractually Required Contribution	Contributions in Relation to the Contractually Required Contributions	Contribution Deficiency (Excess)	District's Covered- Employee Payroll	Contributions as a Percentage of Covered- Employee Payroll
2014	\$ 2,106,087	\$ 2,106,087	\$ -0-	\$ 17,029,074	12.37%
2015	2,131,663	2,131,663	-0-	16,822,768	12.67%
2016	2,208,695	2,208,695	-0-	17,530,734	12.60%
2017	2,334,330	2,334,330	-0-	17,611,997	13.25%
2018	2,503,694	2,503,694	-0-	17,742,881	14.11%
2019	2,503,465	2,503,465	-0-	18,401,505	13.60%

Note: Schedule is intended to show ten year trend. Additional years will be reported as they become available.

JACKSON TOWNSHIP SCHOOL DISTRICT  
SCHEDULE OF THE DISTRICT'S PROPORTIONATE SHARE OF THE NET PENSION LIABILITY  
TEACHERS PENSION AND ANNUITY FUND  
LAST TEN YEARS

<u>Measurement Date Ending June 30,</u>	<u>District's Proportion Share of the Net Pension Liability (Asset)</u>	<u>District's Proportionate Share of the Net Pension Liability (Asset)</u>	<u>State's Proportionate Share of the Net Pension Liability (Asset) associated with the District</u>	<u>District's Covered-Employee Payroll</u>	<u>Proportionate Share of the Net Pension Liability (Asset) as a percentage of it's Covered-Employee Payroll</u>	<u>State's Proportionate Share of the Total Net Pension Liability associated with the District as a percentage of the District's Covered-Employee Payroll</u>	<u>Plan Fiduciary Net Position as a percentage of the total Pension Liability</u>
2013	0.5400397299%	\$ -0-	\$ 272,931,832	\$ 52,681,833	-0-	518.08%	33.76%
2014	0.5295315570%	-0-	283,017,383	52,778,237	-0-	536.24%	33.64%
2015	0.5400397299%	-0-	343,489,498	52,790,402	-0-	650.67%	28.71%
2016	0.5274475489%	-0-	414,923,825	57,049,928	-0-	727.30%	22.33%
2017	0.5176863618%	-0-	349,042,812	57,947,004	-0-	602.35%	25.41%
2018	0.5423756495%	-0-	345,047,738	58,690,740	-0-	587.91%	26.49%

Note: Schedule is intended to show ten year trend. Additional years will be reported as they become available.

JACKSON TOWNSHIP SCHOOL DISTRICT  
NOTES TO REQUIRED SUPPLEMENTARY INFORMATION PART III  
FOR THE FISCAL YEAR ENDED JUNE 30, 2019

PUBLIC EMPLOYEES RETIREMENT SYSTEM (PERS)

Change in benefit terms:

None

Change in assumptions:

The following assumptions were used in calculating the net pension liability in their respective accounting periods:

Measurement Date Ending <u>June 30,</u>	Discount <u>Rate</u>	Long-Term Expected Rate of <u>Return</u>	Actuarial Experience <u>Study Period</u>
2018	5.66%	7.00%	07/01/11-06/30/14
2017	5.00%	7.00%	07/01/11-06/30/14
2016	3.98%	7.65%	07/01/11-06/30/14
2015	4.90%	7.90%	07/01/08-06/30/11
2014	5.39%	7.90%	07/01/08-06/30/11
2013	5.55%	7.90%	07/01/08-06/30/11

TEACHERS PENSION AND ANNUITY FUND (TPAF)

Change in benefit terms:

None

Change in assumptions:

The following assumptions were used in calculating the net pension liability in their respective accounting periods:

Measurement Date Ending <u>June 30,</u>	Discount <u>Rate</u>	Long-Term Expected Rate of <u>Return</u>	Actuarial Experience <u>Study Period</u>
2018	4.86%	7.00%	07/01/12-06/30/15
2017	4.25%	7.00%	07/01/12-06/30/15
2016	3.22%	7.65%	07/01/12-06/30/15
2015	4.13%	7.90%	07/01/09-06/30/12
2014	4.68%	7.90%	07/01/09-06/30/12
2013	4.95%	7.90%	07/01/09-06/30/12

**REQUIRED SUPPLEMENTARY INFORMATION - PART IV**

**SCHEDULE RELATED TO ACCOUNTING AND REPORTING FOR POSTEMPLOYMENT BENEFITS OTHER THAN PENSIONS (GASB 75)**

TOWNSHIP OF JACKSON SCHOOL DISTRICT  
SCHEDULE OF CHANGES IN THE DISTRICT'S  
TOTAL OPEB LIABILITY AND RELATED RATIOS  
LAST TEN YEARS

	<u>Measurement Date Ended June 30,</u>	
	<u>2018</u>	<u>2017</u>
Total Non-Employer OPEB Liability - State's Proportionate Share of Total OPEB Liability Associated with the School District		
Balance at 6/30	\$345,955,079	\$373,341,225
Changes for the year:		
Service cost	12,365,510	14,878,405
Interest	12,689,815	10,955,051
Differences between expected and actual experience	(27,216,331)	
Changes in assumptions or other inputs	(34,589,787)	(45,501,609)
Membership Contributions	278,564	295,061
Benefit payments - Net	(8,059,941)	(8,013,054)
Net changes	<u>(44,532,170)</u>	<u>(27,386,146)</u>
Balance at 6/30	<u>\$301,422,909</u>	<u>\$345,955,079</u>
Covered Employee Payroll	77,092,245	75,689,885
District's Proportionate Share of the Total Non-Employer OPEB Liability as a percentage of the District's Covered Employee Payroll	-0-	-0-
State's Proportionate Share of the Total Non-Employer OPEB Liability associated with the District as a percentage of the District's Covered Employee Payroll	390.99%	457.07%

Note: Schedule is intended to show ten year trend. Additional years will be reported as they become available.

TOWNSHIP OF JACKSON SCHOOL DISTRICT  
NOTES TO REQUIRED SUPPLEMENTARY INFORMATION PART IV  
FOR THE FISCAL YEAR ENDED JUNE 30, 2019

Change in benefit terms:     None

Change in assumptions:     The discount rate changed from 3.58% to 3.87% as of  
June 30, 2018.



**OTHER SUPPLEMENTARY INFORMATION**

**SPECIAL REVENUE FUND  
DETAIL STATEMENTS**

JACKSON TOWNSHIP SCHOOL DISTRICT  
SPECIAL REVENUE FUND  
COMBINING SCHEDULE OF REVENUES AND EXPENDITURES - BUDGETARY BASIS  
FOR THE FISCAL YEAR ENDED JUNE 30, 2019

	TITLE I	TITLE IIA	TITLE III ELE	TITLE IV	IDEA PART B	IDEA PRESCHOOL	CARL D PERKINS
<b>REVENUES:</b>							
State sources	\$ 771,495.89	\$ 200,827.00	\$ 47,085.00	\$ 29,500.00	\$ 1,929,150.84	\$ 67,340.00	\$ 55,062.06
Federal sources							
Other sources							
<b>Total revenues</b>	<b>\$ 771,495.89</b>	<b>\$ 200,827.00</b>	<b>\$ 47,085.00</b>	<b>\$ 29,500.00</b>	<b>\$ 1,929,150.84</b>	<b>\$ 67,340.00</b>	<b>\$ 55,062.06</b>
<b>EXPENDITURES:</b>							
Instruction:							
Salaries of teachers	\$ 229,601.00	\$	\$ 20,000.00	\$	\$	\$ 51,023.00	\$
Other salaries	148,186.49		5,109.39	19,817.04			
Purchased professional - technical services	3,731.50			100.00			4,990.20
Other purchased professional services							
Contracted Services					1,899,331.00		
Tuition							
Supplies and materials	36,505.67		11,908.14	1,861.00		500.00	19,411.75
Textbooks							
Other Objects	1,767.50			130.00			
<b>Total instruction</b>	<b>419,792.16</b>		<b>37,017.53</b>	<b>21,908.04</b>	<b>1,899,331.00</b>	<b>51,523.00</b>	<b>24,401.95</b>
Support services:							
Salaries of Supervisors of Instruction	86,520.00	34,880.00					4,312.00
Salaries of Secretaries and Clerical Assistants	27,481.00	6,123.00					
Other Salaries	11,686.54	86,891.44		4,410.00			
Personal services - employee benefits	118,746.72	19,358.00	6,590.87	1,853.37		15,817.00	329.86
Purchased professional - educational services	69,717.67	35,790.00			29,819.84		6,050.00
Other purchased services	25,354.19	8,112.00	1,709.00	155.04			
Supplies and materials	12,197.61	9,672.56	1,767.60	1,173.55			2,006.25
Miscellaneous expenditures							
<b>Total support services</b>	<b>351,703.73</b>	<b>200,827.00</b>	<b>10,067.47</b>	<b>7,591.96</b>	<b>29,819.84</b>	<b>15,817.00</b>	<b>12,698.11</b>
Facilities acquisition and construction serv:							
Instructional equipment							17,962.00
Non - instructional equipment							
<b>Total facilities acquisition and construction serv.</b>							<b>17,962.00</b>
<b>Total expenditures</b>	<b>\$ 771,495.89</b>	<b>\$ 200,827.00</b>	<b>\$ 47,085.00</b>	<b>\$ 29,500.00</b>	<b>\$ 1,929,150.84</b>	<b>\$ 67,340.00</b>	<b>\$ 55,062.06</b>

JACKSON TOWNSHIP SCHOOL DISTRICT  
SPECIAL REVENUE FUND  
COMBINING SCHEDULE OF REVENUES AND EXPENDITURES - BUDGETARY BASIS  
FOR THE FISCAL YEAR ENDED JUNE 30, 2019

	NON - PUBLIC TEXTBOOKS	NON - PUBLIC COMP. EDUCATION	NON-PUBLIC HOME SUPPLEMENTAL	NON - PUBLIC TRANSPORTATION	EXAMINATION & CLASSIFICATION	NON-PUBLIC SPEECH
REVENUES:						
State sources	\$ 319.00	\$ 42,132.00	\$ 1,823.00	\$ 5,065.00	\$ 17,652.00	\$ 12,499.00
Federal sources						
Other sources						
Total revenues	\$ 319.00	\$ 42,132.00	\$ 1,823.00	\$ 5,065.00	\$ 17,652.00	\$ 12,499.00
EXPENDITURES:						
Instruction:						
Salaries of teachers	\$	\$	\$	\$	\$	\$
Other salaries						
Purchased professional - technical services						
Other purchased professional services		42,132.00	1,823.00	5,065.00	17,652.00	12,499.00
Contracted Services						
Tuition						
Supplies and materials	319.00					
Textbooks						
Other Objects						
Total instruction	\$ 319.00	\$ 42,132.00	\$ 1,823.00	\$ 5,065.00	\$ 17,652.00	\$ 12,499.00
Support services:						
Salaries of Supervisors of Instruction						
Salaries of Secretaries and Clerical Assistants						
Other Salaries						
Personal services - employee benefits						
Purchased professional - educational services						
Other purchased services						
Supplies and materials						
Miscellaneous expenditures						
Total support services						
Facilities acquisition and construction serv:						
Instructional equipment						
Non - instructional equipment						
Total facilities acquisition and construction serv.						
Total expenditures	\$ 319.00	\$ 42,132.00	\$ 1,823.00	\$ 5,065.00	\$ 17,652.00	\$ 12,499.00

JACKSON TOWNSHIP SCHOOL DISTRICT  
SPECIAL REVENUE FUND  
COMBINING SCHEDULE OF REVENUES AND EXPENDITURES - BUDGETARY BASIS  
FOR THE FISCAL YEAR ENDED JUNE 30, 2019

	NON - PUBLIC SUPPLEMENTAL	NON-PUBLIC NURSING	GOETZ PTN GIFT	OCEAN FIRST FOUNDATION	OTHER LOCAL GRANTS	TOTAL
<b>REVENUES:</b>						
State sources	\$ 10,308.00	\$ 21,534.00	\$	\$	\$	\$ 111,332.00
Federal sources			19,059.90	16,642.01	16,818.89	3,100,460.79
Other sources						52,520.80
<b>Total revenues</b>	<b>\$ 10,308.00</b>	<b>\$ 21,534.00</b>	<b>\$ 19,059.90</b>	<b>\$ 16,642.01</b>	<b>\$ 16,818.89</b>	<b>\$ 3,264,313.59</b>
<b>EXPENDITURES:</b>						
Instruction:						
Salaries of teachers	\$	\$	\$	\$	\$	\$ 300,624.00
Other salaries						173,112.92
Purchased professional - technical services	10,308.00	21,534.00				8,821.70
Other purchased professional services						105,948.00
Contract Services						5,065.00
Tuition				10,061.73	11,558.18	1,899,331.00
General supplies						91,806.47
Textbooks						319.00
Other Objects						1,897.50
<b>Total instruction</b>	<b>10,308.00</b>	<b>21,534.00</b>		<b>10,061.73</b>	<b>11,558.18</b>	<b>2,586,925.59</b>
Support services:						
Salaries of Supervisors of Instruction						125,712.00
Salaries of Secretaries and Clerical Assistants						33,604.00
Other Salaries						102,987.98
Personal services - employee benefits						162,695.82
Purchased professional - educational services						141,377.51
Other purchased services				2,802.05	964.31	35,330.23
Supplies and materials			19,059.90	2,884.57		30,583.93
Miscellaneous expenditures						21,944.47
<b>Total support services</b>			<b>19,059.90</b>	<b>5,686.62</b>	<b>964.31</b>	<b>654,235.94</b>
Facilities acquisition and construction serv:						
Instructional equipment				893.66	4,296.40	23,152.06
Non - instructional equipment						
<b>Total facilities acquisition and construction serv.</b>				<b>893.66</b>	<b>4,296.40</b>	<b>23,152.06</b>
<b>Total expenditures</b>	<b>\$ 10,308.00</b>	<b>\$ 21,534.00</b>	<b>\$ 19,059.90</b>	<b>\$ 16,642.01</b>	<b>\$ 16,818.89</b>	<b>\$ 3,264,313.59</b>

**CAPITAL PROJECTS FUND  
DETAIL STATEMENTS**

JACKSON TOWNSHIP SCHOOL DISTRICT  
CAPITAL PROJECTS FUND  
SUMMARY SCHEDULE OF REVENUES, EXPENDITURES AND CHANGES IN  
FUND BALANCE - BUDGETARY BASIS  
FOR THE YEAR ENDED JUNE 30, 2019

Revenues and Other Financing Sources:		
Miscellaneous		\$52,639.47
Total revenues		<u>52,639.47</u>
Expenditures and Other Financing Uses:		
Purchased professional and technical services		74,181.54
Construction services		5,308,459.74
Total expenditures		<u>5,382,641.28</u>
Excess (deficiency) of revenues over (under) expenditures		<u>(5,330,001.81)</u>
Other financing sources (uses):		
Transfers out - Interest		(52,639.47)
Transfer In - Capital Reserve		5,292,405.00
Total other financing sources (uses)		<u>5,239,765.53</u>
Net change in fund balance		(90,236.28)
Fund balance - beginning		<u>576,289.27</u>
Fund balance - ending		<u>\$486,052.99</u>
Fund Balance - budgetary basis		\$486,052.99
Current Year Encumbrances		<u>3,810,444.85</u>
Fund Balance - GAAP basis (B-1)		<u>\$4,296,497.84</u>
Expenditures - budgetary basis		\$5,382,641.28
Add: prior year encumbrances		<u>348,447.73</u>
		5,731,089.01
Less:		
Current year encumbrances	<u>\$3,810,444.85</u>	<u>3,810,444.85</u>
Expenditures - GAAP basis (B-2)		<u>\$1,920,644.16</u>

JACKSON TOWNSHIP SCHOOL DISTRICT  
CAPITAL PROJECTS FUND  
SUMMARY SCHEDULE OF PROJECT REVENUES, EXPENDITURES, PROJECT BALANCE AND PROJECT STATUS - BUDGETARY BASIS  
ACQUISITION OF LAND AND EQUIPMENT TO BUILD A NEW HIGH SCHOOL  
FOR THE YEAR ENDED JUNE 30, 2019

	Prior Periods	Current Year	Totals	Revised Authorized Cost
Revenues and Other Financing Sources:				
State Sources - SCC Grant	\$21,762,967.00		\$21,762,967.00	\$21,762,967.00
Bond proceeds and transfers	54,545,190.44		54,545,190.44	54,545,190.44
Total revenues	76,308,157.44		76,308,157.44	76,308,157.44
Expenditures and Other Financing Uses:				
Purchased professional and technical services	5,109,555.28	34,925.00	5,144,480.28	5,220,337.92
Land and improvements	11,967,668.51		11,967,668.51	11,967,668.51
Construction services	57,072,237.28	55,509.01	57,127,746.29	57,270,852.64
Equipment purchases	1,849,298.37		1,849,298.37	1,849,298.37
Total expenditures	75,998,759.44	90,434.01	76,089,193.45	76,308,157.44
Excess (deficiency) of revenues over (under) expenditures	\$309,398.00	(\$90,434.01)	\$218,963.99	

Additional project information:

Project Number	202274
Grant Date	04/02/03
Bond Authorization Date	04/15/02
Bonds Authorized	\$48,758,033.00
Bonds Issued	\$48,758,033.00
Original Authorized Cost	\$70,521,000.00
Additional Authorized Cost	\$5,787,157.44
Revised Authorized Cost	\$76,308,157.44

Percentage Increase over Original Authorized Cost	8.21%
Percentage completion	99.00%
Original target completion date	FY2006
Revised target completion date	FY2020



JACKSON TOWNSHIP SCHOOL DISTRICT  
CAPITAL PROJECTS FUND  
SUMMARY SCHEDULE OF PROJECT REVENUES, EXPENDITURES, PROJECT BALANCE AND PROJECT STATUS - BUDGETARY BASIS  
RENOVATIONS AND IMPROVEMENTS TO JACKSON MEMORIAL HIGH SCHOOL  
FOR THE YEAR ENDED JUNE 30, 2019

	<u>Prior Periods</u>	<u>Current Year</u>	<u>Totals</u>	<u>Revised Authorized Cost</u>
<b>Revenues and Other Financing Sources:</b>				
Bond proceeds and transfers	\$5,776,847.00		\$5,776,847.00	\$5,776,847.00
Total revenues	<u>5,776,847.00</u>		<u>5,776,847.00</u>	<u>5,776,847.00</u>
<b>Expenditures and Other Financing Uses:</b>				
Purchased professional and technical services	666,304.19		666,304.19	710,251.00
Construction services	4,820,431.72		4,820,431.72	4,863,825.00
Equipment purchases	194,832.74		194,832.74	202,771.00
Total expenditures	<u>5,681,568.65</u>		<u>5,681,568.65</u>	<u>5,776,847.00</u>
<b>Excess (deficiency) of revenues over (under) expenditures</b>	<u>\$95,278.35</u>	<u>\$0.00</u>	<u>\$95,278.35</u>	<u>\$0.00</u>

Additional project information:

Project Number	29-2360-020-05-1000
Grant Date	09/27/05
Bond Authorization Date	\$5,279,070.00
Bonds Authorized	-0-
Bonds Issued	\$5,279,070.00
Original Authorized Cost	\$497,777.00
Additional Authorized Cost	\$5,776,847.00
Revised Authorized Cost	
Percentage Increase over Original Authorized Cost	N/A
Percentage completion	80.00%
Original target completion date	FY2007
Revised target completion date	FY2020

JACKSON TOWNSHIP SCHOOL DISTRICT  
CAPITAL PROJECTS FUND  
SUMMARY SCHEDULE OF PROJECT REVENUES, EXPENDITURES, PROJECT BALANCE AND PROJECT STATUS - BUDGETARY BASIS  
RENOVATIONS AND IMPROVEMENTS TO MCAULIFFE MIDDLE SCHOOL  
FOR THE YEAR ENDED JUNE 30, 2019

	Prior Periods	Current Year	Totals	Revised Authorized Cost
<b>Revenues and Other Financing Sources:</b>				
Bond proceeds and transfers	\$4,742,319.00		\$4,742,319.00	\$4,742,319.00
Total revenues	4,742,319.00		4,742,319.00	4,742,319.00
<b>Expenditures and Other Financing Uses:</b>				
Purchased professional and technical services	323,661.34		323,661.34	323,661.87
Construction services	4,418,657.13		4,418,657.13	4,418,657.13
Total expenditures	4,742,318.47		4,742,318.47	4,742,319.00
Excess (deficiency) of revenues over (under) expenditures	\$0.53	\$0.00	\$0.53	\$0.00

Additional project information:

Project Number	29-2360-048-05-1000
Grant Date	N/A
Bond Authorization Date	09/27/05
Bonds Authorized	\$6,441,930.00
Bonds Issued	-0-
Original Authorized Cost	\$6,441,930.00
Additional Authorized Cost	(1,097,777.00)
Revised Authorized Cost	\$5,344,153.00
Percentage Increase over Original Authorized Cost	N/A
Percentage completion	100.00%
Original target completion date	FY2007
Revised target completion date	FY2013

JACKSON TOWNSHIP SCHOOL DISTRICT  
CAPITAL PROJECTS FUND  
SUMMARY SCHEDULE OF PROJECT REVENUES, EXPENDITURES, PROJECT BALANCE AND PROJECT STATUS - BUDGETARY BASIS  
HVAC AND PLUMBING UPGRADES - JACKSON MEMORIAL HIGH SCHOOL  
FOR THE YEAR ENDED JUNE 30, 2019

	Prior Periods	Current Year	Totals	Revised Authorized Cost
<b>Revenues and Other Financing Sources:</b>				
State sources - ROD grant	\$4,875,233.00		\$4,875,233.00	\$4,875,233.00
Transfer from capital reserve	7,657,671.00		7,657,671.00	7,657,671.00
Total revenues	<u>12,532,904.00</u>		<u>12,532,904.00</u>	<u>12,532,904.00</u>
<b>Expenditures and Other Financing Uses:</b>				
Purchased professional and technical services	648,004.00		648,004.00	648,004.00
Construction services	11,738,111.34		11,738,111.34	11,884,900.00
Total expenditures	<u>12,386,115.34</u>	0.00	<u>12,386,115.34</u>	<u>12,532,904.00</u>
Excess (deficiency) of revenues over (under) expenditures	<u>\$146,788.66</u>	<u>\$0.00</u>	<u>\$146,788.66</u>	<u>\$0.00</u>

Additional project information:

Project Number 2360-055-11-G31Y  
 Grant Date 07/01/14  
 Original Authorized Cost \$12,532,904.00  
 Additional Authorized Cost  
 Revised Authorized Cost \$12,532,904.00

Percentage increase over Original Authorized Cost

Percentage completion 98.00%

Original target completion date

Revised target completion date FY2016  
FY2020

JACKSON TOWNSHIP SCHOOL DISTRICT  
CAPITAL PROJECTS FUND  
SUMMARY SCHEDULE OF PROJECT REVENUES, EXPENDITURES, PROJECT BALANCE AND PROJECT STATUS - BUDGETARY BASIS  
SECURITY UPGRADES - GOETZ MIDDLE SCHOOL  
FOR THE YEAR ENDED JUNE 30, 2019

	<u>Prior Periods</u>	<u>Current Year</u>	<u>Totals</u>	<u>Revised Authorized Cost</u>
Revenues and Other Financing Sources:				
State sources - ROD grant	\$70,579.06		\$70,579.06	\$74,113.00
Transfer from capital reserve	111,169.00		111,169.00	111,169.00
Total revenues	<u>181,748.06</u>		<u>181,748.06</u>	<u>185,282.00</u>
Expenditures and Other Financing Uses:				
Purchased professional and technical services	10,196.80		10,196.80	10,196.80
Construction services	166,308.45	(\$49.27)	166,259.18	175,085.20
Total expenditures	<u>176,505.25</u>	<u>(49.27)</u>	<u>176,455.98</u>	<u>185,282.00</u>
Excess (deficiency) of revenues over (under) expenditures	<u>\$5,242.81</u>	<u>\$49.27</u>	<u>\$5,292.08</u>	<u>\$0.00</u>

Additional project information:

Project Number 2360-055-11-G2KA  
 Grant Date 07/01/14  
 Original Authorized Cost \$185,282.00  
 Additional Authorized Cost  
 Revised Authorized Cost \$185,282.00

Percentage Increase over Original Authorized Cost N/A  
 Percentage completion 100.00%  
 Original target completion date FY2016  
 Revised target completion date FY2019

JACKSON TOWNSHIP SCHOOL DISTRICT  
 CAPITAL PROJECTS FUND  
 SUMMARY SCHEDULE OF PROJECT REVENUES, EXPENDITURES, PROJECT BALANCE AND PROJECT STATUS - BUDGETARY BASIS  
 SECURITY UPGRADES - JACKSON MEMORIAL HIGH SCHOOL  
 FOR THE YEAR ENDED JUNE 30, 2019

	Prior Periods	Current Year	Totals	Revised Authorized Cost
Revenues and Other Financing Sources:				
State sources - ROD grant	\$88,049.34		\$88,049.34	\$89,684.00
Transfer from capital reserve	134,527.00		134,527.00	134,527.00
Total revenues	222,576.34		222,576.34	224,211.00
Expenditures and Other Financing Uses:				
Purchased professional and technical services	4,901.86		4,901.86	4,901.86
Construction services	215,221.83		215,221.83	219,309.14
Total expenditures	220,123.69	0.00	220,123.69	224,211.00
Excess (deficiency) of revenues over (under) expenditures	\$2,452.65	\$0.00	\$2,452.65	\$0.00

Additional project information:

Project Number	2360-055-11-G2JW
Grant Date	07/01/14
Original Authorized Cost	\$224,211.00
Additional Authorized Cost	
Revised Authorized Cost	\$224,211.00
Percentage Increase over Original Authorized Cost	N/A
Percentage completion	98.00%
Original target completion date	FY2016
Revised target completion date	FY2020

JACKSON TOWNSHIP SCHOOL DISTRICT  
CAPITAL PROJECTS FUND  
SUMMARY SCHEDULE OF PROJECT REVENUES, EXPENDITURES, PROJECT BALANCE AND PROJECT STATUS - BUDGETARY BASIS  
SECURITY UPGRADES - HOLMAN ELEMENTARY SCHOOL  
FOR THE YEAR ENDED JUNE 30, 2019

	<u>Prior Periods</u>	<u>Current Year</u>	<u>Totals</u>	<u>Revised Authorized Cost</u>
Revenues and Other Financing Sources:				
State sources - ROD grant	\$37,363.38		\$37,363.38	\$39,177.00
Transfer from capital reserve	58,766.00		58,766.00	58,766.00
Total revenues	<u>96,129.38</u>		<u>96,129.38</u>	<u>97,943.00</u>
Expenditures and Other Financing Uses:				
Purchased professional and technical services	5,484.75	(44.78)	5,439.97	5,386.50
Construction services	87,969.15		87,969.15	92,556.50
Total expenditures	<u>93,453.90</u>	<u>(44.78)</u>	<u>93,409.12</u>	<u>97,943.00</u>
Excess (deficiency) of revenues over (under) expenditures	<u>\$2,675.48</u>	<u>\$44.78</u>	<u>\$2,720.26</u>	<u>\$0.00</u>

Additional project information:

Project Number	2360-055-11-G2JY
Grant Date	07/01/14
Original Authorized Cost	\$97,943.00
Additional Authorized Cost	
Revised Authorized Cost	\$97,943.00
Percentage Increase over Original Authorized Cost	N/A
Percentage completion	95.00%
Original target completion date	FY2016
Revised target completion date	FY2020

JACKSON TOWNSHIP SCHOOL DISTRICT  
CAPITAL PROJECTS FUND  
SUMMARY SCHEDULE OF PROJECT REVENUES, EXPENDITURES, PROJECT BALANCE AND PROJECT STATUS - BUDGETARY BASIS  
SECURITY UPGRADES - ROSENAUER MIDDLE SCHOOL  
FOR THE YEAR ENDED JUNE 30, 2019

	<u>Prior Periods</u>	<u>Current Year</u>	<u>Totals</u>	<u>Revised Authorized Cost</u>
<b>Revenues and Other Financing Sources:</b>				
State sources - ROD grant	\$22,478.25		\$22,478.25	\$23,764.00
Transfer from capital reserve	35,645.00		35,645.00	35,645.00
Total revenues	<u>58,123.25</u>		<u>58,123.25</u>	<u>59,409.00</u>
<b>Expenditures and Other Financing Uses:</b>				
Purchased professional and technical services	3,963.58		3,963.58	3,963.58
Construction services	52,232.72		52,232.72	55,445.42
Total expenditures	<u>56,196.30</u>	0.00	<u>56,196.30</u>	<u>59,409.00</u>
Excess (deficiency) of revenues over (under) expenditures	<u>\$1,926.95</u>	<u>\$0.00</u>	<u>\$1,926.95</u>	<u>\$0.00</u>

Additional project information:

Project Number 2360-055-11-G2JX  
 Grant Date 07/01/14  
 Original Authorized Cost \$59,409.00  
 Additional Authorized Cost  
 Revised Authorized Cost \$59,409.00

Percentage Increase over Original Authorized Cost N/A  
 Percentage completion 99.00%  
 Original target completion date FY2016  
 Revised target completion date FY2020

JACKSON TOWNSHIP SCHOOL DISTRICT  
CAPITAL PROJECTS FUND  
SUMMARY SCHEDULE OF PROJECT REVENUES, EXPENDITURES, PROJECT BALANCE AND PROJECT STATUS - BUDGETARY BASIS  
SECURITY UPGRADES - SWITLIK ELEMENTARY SCHOOL  
FOR THE YEAR ENDED JUNE 30, 2019

	Prior Periods	Current Year	Totals	Revised Authorized Cost
<b>Revenues and Other Financing Sources:</b>				
State sources - ROD grant	\$40,441.62		\$40,441.62	\$41,818.00
Transfer from capital reserve	62,727.00		62,727.00	62,727.00
Total revenues	103,168.62		103,168.62	104,545.00
<b>Expenditures and Other Financing Uses:</b>				
Purchased professional and technical services	4,026.45		4,026.45	4,026.45
Construction services	97,076.35		97,076.35	100,518.55
Total expenditures	101,102.80	0.00	101,102.80	104,545.00
Excess (deficiency) of revenues over (under) expenditures	\$2,065.82	\$0.00	\$2,065.82	\$0.00

Additional project information:

Project Number 2360-055-11-G2JZ  
 Grant Date 07/01/14  
 Original Authorized Cost \$104,545.00  
 Additional Authorized Cost  
 Revised Authorized Cost \$104,545.00

Percentage increase over Original Authorized Cost N/A  
 Percentage completion 97.00%  
 Original target completion date FY2016  
 Revised target completion date FY2020



JACKSON TOWNSHIP SCHOOL DISTRICT  
CAPITAL PROJECTS FUND  
SUMMARY SCHEDULE OF PROJECT REVENUES, EXPENDITURES, PROJECT BALANCE AND PROJECT STATUS - BUDGETARY BASIS  
SECURITY UPGRADES - CRAWFORD ELEMENTARY SCHOOL  
FOR THE YEAR ENDED JUNE 30, 2019

	<u>Prior Periods</u>	<u>Current Year</u>	<u>Totals</u>	<u>Revised Authorized Cost</u>
Revenues and Other Financing Sources:				
State sources - ROD grant	\$35,440.36		\$35,440.36	\$38,361.00
Transfer from capital reserve	57,541.00		57,541.00	57,541.00
Total revenues	<u>92,981.36</u>		<u>92,981.36</u>	<u>95,902.00</u>
Expenditures and Other Financing Uses:				
Purchased professional and technical services	8,597.51		8,597.51	8,597.51
Construction services	80,002.78		80,002.78	87,304.49
Total expenditures	<u>88,600.29</u>	0.00	<u>88,600.29</u>	<u>95,902.00</u>
Excess (deficiency) of revenues over (under) expenditures	<u>\$4,381.07</u>	<u>\$0.00</u>	<u>\$4,381.07</u>	<u>\$0.00</u>

Additional project information:

Project Number 2360-055-11-G2XM  
 Grant Date 07/01/14  
 Original Authorized Cost \$95,902.00  
 Additional Authorized Cost  
 Revised Authorized Cost \$95,902.00

Percentage Increase over Original Authorized Cost N/A

Percentage completion 90.00%

Original target completion date FY2016

Revised target completion date FY2020

JACKSON TOWNSHIP SCHOOL DISTRICT  
CAPITAL PROJECTS FUND  
SUMMARY SCHEDULE OF PROJECT REVENUES, EXPENDITURES, PROJECT BALANCE AND PROJECT STATUS - BUDGETARY BASIS  
SECURITY UPGRADES - ELMS ELEMENTARY SCHOOL  
FOR THE YEAR ENDED JUNE 30, 2019

	<u>Prior Periods</u>	<u>Current Year</u>	<u>Totals</u>	<u>Revised Authorized Cost</u>
<b>Revenues and Other Financing Sources:</b>				
State sources - ROD grant	\$38,487.00		\$38,487.00	\$40,644.00
Transfer from capital reserve	60,967.00		60,967.00	60,967.00
Total revenues	<u>99,454.00</u>		<u>99,454.00</u>	<u>101,611.00</u>
<b>Expenditures and Other Financing Uses:</b>				
Purchased professional and technical services	6,635.89	(54.45)	6,581.44	6,635.89
Construction services	89,637.81		89,637.81	94,975.11
Total expenditures	<u>96,273.70</u>	<u>(54.45)</u>	<u>96,219.25</u>	<u>101,611.00</u>
Excess (deficiency) of revenues over (under) expenditures	<u>\$3,180.30</u>	<u>\$54.45</u>	<u>\$3,234.75</u>	<u>\$0.00</u>

Additional project information:

Project Number	
Grant Date	07/01/14
Original Authorized Cost	\$101,611.00
Additional Authorized Cost	
Revised Authorized Cost	\$101,611.00
Percentage increase over Original Authorized Cost	N/A
Percentage completion	95.00%
Original target completion date	FY2016
Revised target completion date	FY2020

JACKSON TOWNSHIP SCHOOL DISTRICT  
CAPITAL PROJECTS FUND  
SUMMARY SCHEDULE OF PROJECT REVENUES, EXPENDITURES, PROJECT BALANCE AND PROJECT STATUS - BUDGETARY BASIS  
SECURITY UPGRADES - JOHNSON ELEMENTARY SCHOOL  
FOR THE YEAR ENDED JUNE 30, 2019

	<u>Prior Periods</u>	<u>Current Year</u>	<u>Totals</u>	<u>Revised Authorized Cost</u>
Revenues and Other Financing Sources:				
State sources - ROD grant	\$33,452.01		\$33,452.01	\$35,460.00
Transfer from capital reserve	53,191.00		53,191.00	53,191.00
Total revenues	<u>86,643.01</u>		<u>86,643.01</u>	<u>88,651.00</u>
Expenditures and Other Financing Uses:				
Purchased professional and technical services	6,094.15	(49.23)	6,044.92	6,094.15
Construction services	77,585.35		77,585.35	82,556.85
Total expenditures	<u>83,679.50</u>	<u>(49.23)</u>	<u>83,630.27</u>	<u>88,651.00</u>
Excess (deficiency) of revenues over (under) expenditures	<u>\$2,963.51</u>	<u>\$49.23</u>	<u>\$3,012.74</u>	<u>\$0.00</u>

Additional project information:

Project Number 2360-055-11-G2XO  
 Grant Date 07/01/14  
 Original Authorized Cost \$88,651.00  
 Additional Authorized Cost  
 Revised Authorized Cost \$88,651.00

Percentage increase over Original Authorized Cost N/A  
 Percentage completion 95.00%  
 Original target completion date FY2016  
 Revised target completion date FY2020

JACKSON TOWNSHIP SCHOOL DISTRICT  
CAPITAL PROJECTS FUND  
SUMMARY SCHEDULE OF PROJECT REVENUES, EXPENDITURES, PROJECT BALANCE AND PROJECT STATUS - BUDGETARY BASIS  
SECURITY UPGRADES - JACKSON LIBERTY SCHOOL  
FOR THE YEAR ENDED JUNE 30, 2019

	<u>Prior Periods</u>	<u>Current Year</u>	<u>Totals</u>	<u>Revised Authorized Cost</u>
<b>Revenues and Other Financing Sources:</b>				
State sources - ROD grant	\$50,095.79		\$50,095.79	\$57,189.00
Transfer from capital reserve	85,784.00		85,784.00	85,784.00
Total revenues	<u>135,879.79</u>		<u>135,879.79</u>	<u>142,973.00</u>
<b>Expenditures and Other Financing Uses:</b>				
Purchased professional and technical services	9,123.61		9,123.61	9,123.61
Construction services	125,848.05		125,848.05	133,849.39
Total expenditures	<u>134,971.66</u>	0.00	<u>134,971.66</u>	<u>142,973.00</u>
Excess (deficiency) of revenues over (under) expenditures	<u>\$908.13</u>	<u>\$0.00</u>	<u>\$908.13</u>	<u>\$0.00</u>

Additional project information:

Project Number	
Grant Date	07/01/14
Original Authorized Cost	\$142,973.00
Additional Authorized Cost	
Revised Authorized Cost	\$142,973.00
Percentage Increase over Original Authorized Cost	N/A
Percentage completion	95.00%
Original target completion date	FY2016
Revised target completion date	FY2020

EXHIBIT "F-1n"

JACKSON TOWNSHIP SCHOOL DISTRICT  
CAPITAL PROJECTS FUND  
SUMMARY SCHEDULE OF PROJECT REVENUES, EXPENDITURES, PROJECT BALANCE AND PROJECT STATUS - BUDGETARY BASIS  
LIBERTY TRANSPORTATION GARAGE  
FOR THE YEAR ENDED JUNE 30, 2019

	<u>Prior Periods</u>	<u>Current Year</u>	<u>Totals</u>	<u>Revised Authorized Cost</u>
Revenues and Other Financing Sources:				
Transfer from capital reserve	358,050.00	5,292,405.00	5,650,455.00	5,650,455.00
Total revenues	<u>358,050.00</u>	<u>5,292,405.00</u>	<u>5,650,455.00</u>	<u>5,650,455.00</u>
Expenditures and Other Financing Uses:				
Purchased professional and technical services	358,050.00	39,405.00	397,455.00	397,455.00
Construction services		5,253,000.00	5,253,000.00	5,253,000.00
Total expenditures	<u>358,050.00</u>	<u>5,292,405.00</u>	<u>5,650,455.00</u>	<u>5,650,455.00</u>
Excess (deficiency) of revenues over (under) expenditures	<u>\$0.00</u>	<u>\$0.00</u>	<u>\$0.00</u>	<u>\$0.00</u>

Additional project information:

Project Number	N/A
Grant Date	N/A
Original Authorized Cost	\$5,650,455.00
Additional Authorized Cost	
Revised Authorized Cost	\$5,650,455.00
Percentage Increase over Original Authorized Cost	N/A
Percentage completion	33.00%
Original target completion date	FY2019
Revised target completion date	FY2020

JACKSON TOWNSHIP SCHOOL DISTRICT  
CAPITAL PROJECTS FUND  
SUMMARY STATEMENT OF PROJECT EXPENDITURES - BUDGETARY BASIS  
AS OF JUNE 30, 2019

ISSUE/PROJECT TITLE	ORIGINAL DATE	APPROPRIATIONS	EXPENDITURES TO DATE		(MEMO ONLY) UNEXPENDED PROJECT BALANCE
			PRIOR YEAR	CURRENT YEAR	
Acquisition of Land & Equipment to Build a New High School, Construction of a New Elementary School, Renovation and Construction of Gymnasium additions at two Schools, and the Acquisition of land for the future Construction of a New Middle School	1/22/2002	\$ 102,527,166.00	\$ 102,432,860.11	\$ -	\$ 94,305.89
Renovations and Improvements to Jackson Memorial High School and Christa McAuliffe Middle School	9/17/2005	10,742,494.70	10,433,096.70	90,434.01	218,963.99
Security Upgrades:					
McAuliffe Middle School	7/1/2014	106,975.43	106,975.43		5,292.08
Goetz Middle School	7/1/2014	181,748.06	176,505.25	(49.27)	2,452.65
Jackson Memorial High School	7/1/2014	222,576.34	220,123.69		4,381.07
Crawford Elementary School	7/1/2014	92,981.36	88,600.29		3,234.75
Elms Elementary School	7/1/2014	99,454.00	96,273.70	(54.45)	908.13
Jackson Liberty High School	7/1/2014	135,879.79	134,971.66		3,012.74
Johnson Elementary School	7/1/2014	86,643.01	83,679.50	(49.23)	2,720.26
Holman Elementary School	7/1/2014	96,129.38	93,453.90	(44.78)	1,926.95
Rosenauer Middle School	7/1/2014	58,123.25	56,196.30		2,065.82
Switlik Elementary School	7/1/2014	103,168.62	101,102.80		
Plumbing and HVAC Upgrades					
Jackson Memorial High School	7/1/2014	12,532,904.00	12,386,115.34		146,788.66
Liberty Transportation Garage	4/24/2018	5,650,455.00	358,050.00	5,292,405.00	
<b>Totals</b>		<b>\$ 132,636,698.94</b>	<b>\$ 126,768,004.67</b>	<b>\$ 5,382,641.28</b>	<b>\$ 486,052.99</b>

## PROPRIETARY FUND DETAIL STATEMENTS

Proprietary funds are used to account for operations that are financed and operated in a manner similar to private business enterprises - where the intent of the district's board is that the costs of providing goods or services be financed through user charges.

<b>FOOD SERVICES FUND:</b>	This fund provides for the operation of Food services within the school district.
<b>CHILD CARE FUND:</b>	This fund provides for the operation of a Child Care program within the school district.
<b>COMMUNITY SCHOOL FUND:</b>	This fund provides for the operation of a Community School within the school district.
<b>PRE-SCHOOL FUND:</b>	This fund provides for the operation of a Pre-School program within the school district.
<b>DIGITAL MEDIA PROGRAM FUND:</b>	This Fund provides for the operation of the District's Digital Media Program
<b>EXTENDED ENRICHMENT KINDERGARTEN PROGRAM FUND:</b>	This Fund provides for the operation of the District's Extended Enrichment Kindergarten Program
<b>SUMMER ELECTIVE FUND</b>	This Fund provides for the operation of the District's Summer Elective Program
<b>STEM SUMMER CAMP FUND</b>	This Fund provides for the operation of the District's STEM Summer Camp Program

JACKSON TOWNSHIP SCHOOL DISTRICT  
 COMBINING STATEMENT OF NET POSITION  
 PROPRIETARY FUNDS - ENTERPRISE FUNDS  
 JUNE 30, 2019

	BUSINESS-TYPE ACTIVITIES - ENTERPRISE FUND							TOTAL
	CHILD CARE FUND	FOOD SERVICE FUND	COMMUNITY SCHOOL FUND	PRE-SCHOOL FUND	DIGITAL MEDIA FUND	SUMMER ELECTIVES	STEM SUMMER CAMP	
<b>ASSETS:</b>								
Current assets:								
Cash and cash equivalents	\$1,159,045.49	\$766,793.14	\$189,228.29	\$550,473.92	\$28,990.67	\$38,422.20	\$6,871.34	\$2,739,825.05
Accounts receivable:								
State		2,000.66						2,000.66
Federal		70,508.28						70,508.28
Other		153.00						153.00
Interfunds		213.64						213.64
Inventories		41,015.53						41,015.53
Total current assets	1,159,045.49	880,684.25	189,228.29	550,473.92	28,990.67	38,422.20	6,871.34	2,853,716.16
Noncurrent assets:								
Furniture, machinery & equipment		2,203,485.23						2,203,485.23
Less accumulated depreciation		(1,045,151.81)						(1,045,151.81)
Total noncurrent assets		1,158,333.42						1,158,333.42
Total assets	1,159,045.49	2,039,017.67	189,228.29	550,473.92	28,990.67	38,422.20	6,871.34	4,012,049.58
<b>LIABILITIES:</b>								
Current liabilities:								
Unearned revenue	207,740.54	66,389.08	25,648.00	37,361.00	18,155.00	18,975.00	4,875.00	379,143.62
Accounts payable	37,201.90		1,278.00	2,121.88	5,357.50			45,959.28
Noncurrent liabilities:								
Compensated absences	9,492.17	126,607.14		18,315.00				154,414.31
Total current liabilities	254,434.61	192,996.22	26,926.00	57,797.88	23,512.50	18,975.00	4,875.00	579,517.21
Total liabilities	254,434.61	192,996.22	26,926.00	57,797.88	23,512.50	18,975.00	4,875.00	579,517.21
<b>NET POSITION:</b>								
Net investment in capital assets		1,158,333.42						1,158,333.42
Unrestricted	904,610.88	687,688.03	162,302.29	492,676.04	5,478.17	19,447.20	1,996.34	2,274,198.95
Total net position	\$904,610.88	\$1,846,021.45	\$162,302.29	\$492,676.04	\$5,478.17	\$19,447.20	\$1,996.34	\$3,432,532.37



JACKSON TOWNSHIP SCHOOL DISTRICT  
 COMBINING STATEMENT OF REVENUES, EXPENSES AND CHANGES IN FUND NET POSITION  
 PROPRIETARY FUNDS - ENTERPRISE FUNDS  
 FOR THE FISCAL YEAR ENDED JUNE 30, 2019

	CHILD CARE FUND	FOOD SERVICE FUND	COMMUNITY SCHOOL FUND	PRE-SCHOOL FUND	DIGITAL MEDIA FUND	SUMMER ELECTIVES	STEM SUMMER CAMP	TOTAL
<b>OPERATING REVENUES:</b>								
Charges for services:								
Daily sales - reimbursable programs		\$998,429.96						\$998,429.96
Daily sales - non-reimbursable programs		668,201.80						668,201.80
Special functions		35,337.78						35,337.78
Fees - individuals	\$1,469,319.38		\$94,505.45	\$279,602.90	\$40,310.00	\$24,725.00	\$7,425.00	1,915,687.73
Total operating revenues	1,469,319.38	1,701,969.54	94,505.45	279,602.90	40,310.00	24,725.00	7,425.00	3,617,857.27
<b>OPERATING EXPENSES:</b>								
Cost of sales - reimbursable		834,083.70						834,083.70
Cost of sales - non-reimbursable		284,352.50						284,352.50
Salaries	944,388.68	972,469.69	67,969.70	227,515.25	28,259.00	14,086.00	4,320.00	2,259,018.32
Employee benefits	149,287.90	534,522.40	13,352.94					697,163.24
Other purchase services	11,590.69	75,853.47	9,965.00		15,568.00			112,977.16
Rentals	466.92							466.92
Supplies and materials	13,918.71	22,238.87	325.95			4,488.24	426.48	41,408.25
Repairs								
Equipment		5,603.35			6,557.92			12,161.27
Miscellaneous	37,209.29	456,096.13		745.00			150.00	494,200.42
Depreciation		51,650.35						51,650.35
Total operating expenses	1,156,862.19	3,236,870.46	91,613.59	228,260.25	50,384.92	18,594.24	4,896.48	4,787,482.13
Operating income (loss)	312,457.19	(1,534,900.92)	2,891.86	51,342.65	(10,074.92)	6,130.76	2,528.52	(1,169,624.86)
<b>NONOPERATING REVENUES (EXPENSES):</b>								
State sources								
State school lunch program		28,494.33						28,494.33
Federal sources:								
National school lunch program		836,558.60						836,558.60
Healthy Hunger-Free Kids Act		32,827.20						32,827.20
National school breakfast program		105,206.83						105,206.83
Commissions/rebates		18,836.76						18,836.76
Miscellaneous								
National food distribution commodities		183,558.06						183,558.06
Total nonoperating revenues (expenses)		1,205,481.78						1,205,481.78
Income (loss) before contributions & transfers	312,457.19	(329,419.14)	2,891.86	51,342.65	(10,074.92)	6,130.76	2,528.52	35,856.92
Other financing uses:								
Transfer of funds	(300,000.00)							(300,000.00)
Total other financing uses	(300,000.00)							(300,000.00)
Change in net position	12,457.19	(329,419.14)	2,891.86	51,342.65	(10,074.92)	6,130.76	2,528.52	(264,143.08)
Total net position - beginning (deficit)	892,153.69	2,175,440.59	159,410.43	441,333.39	15,553.09	13,316.44	(532.18)	3,696,675.45
Total net position - ending	\$904,610.88	\$1,846,021.45	\$162,302.29	\$492,676.04	\$5,478.17	\$19,447.20	\$1,996.34	\$3,432,532.37

JACKSON TOWNSHIP SCHOOL DISTRICT  
 COMBINING STATEMENT OF CASH FLOWS  
 PROPRIETARY FUNDS - ENTERPRISE FUNDS  
 FOR THE FISCAL YEAR ENDED JUNE 30, 2019

	CHILD CARE FUND	FOOD SERVICE FUND	COMMUNITY SCHOOL FUND	PRE-SCHOOL FUND	DIGITAL MEDIA FUND	SUMMER ELECTIVES	STEM SUMMER CAMP	TOTAL
Cash flows from operating activities:								
Receipts from customers	\$1,456,124.10	\$1,701,511.71	\$84,680.45	\$295,980.90	\$38,640.00	\$20,700.00	\$5,275.00	\$3,612,912.16
Payments to employees	(944,388.88)	(972,469.69)	(67,969.70)	(230,381.84)	(28,259.00)	(14,096.00)	(4,320.00)	(2,261,885.11)
Payments to employee benefits	(147,087.05)	(496,634.65)	(13,352.94)	(725.00)	(16,768.42)	(4,498.24)	(576.48)	(657,074.64)
Payments to suppliers	(66,454.40)	(1,498,161.29)	(10,433.95)					(1,597,617.78)
Net cash provided by (used for) operating activities	298,193.77	(1,265,753.92)	2,923.86	64,874.06	(6,387.42)	2,105.76	378.52	(903,665.37)
Cash flows from noncapital financing activities:								
State sources		32,474.40						32,474.40
Federal sources		1,104,069.26						1,104,069.26
Operating subsidies and transfers to other funds	(300,000.00)	18,836.76						(281,163.24)
Net cash provided by noncapital financing activities	(300,000.00)	1,155,380.42						855,380.42
Cash flows from capital and related financing activities:								
Purchases of capital assets		(24,838.59)						(24,838.59)
Net cash provided by (used for) capital and related financing activities		(24,838.59)						(24,838.59)
Net increase (decrease) in cash and cash equivalents	(1,806.23)	(135,212.09)	2,923.86	64,874.06	(6,387.42)	2,105.76	378.52	(73,123.54)
Cash and cash equivalents, July 1, 2018	1,160,851.72	902,005.23	186,304.43	485,599.86	35,378.09	36,316.44	6,492.82	2,812,948.59
Cash and cash equivalents, June 30, 2019	\$1,159,045.49	\$766,793.14	\$189,228.29	\$550,473.92	\$28,990.67	\$38,422.20	\$6,871.34	\$2,739,825.05
Reconciliation of operating income (loss) to net cash provided (used) by operating activities								
Operating income (loss)	\$312,457.19	(\$1,534,900.92)	\$2,891.86	\$51,342.65	(\$10,074.92)	\$6,130.76	\$2,528.52	(1,169,624.86)
Adjustments to reconciling operating income (loss) to net cash provided by (used for) operating activities:								
Depreciation		51,650.35						51,650.35
Federal commodities		183,558.06						183,558.06
Change in assets and liabilities:								
(Increase) decrease in other accounts receivable		337.00						337.00
Increase (decrease) in unearned revenue	(13,245.28)	(4,621.95)	175.00	16,378.00	(1,670.00)	(4,025.00)	(2,150.00)	(9,159.23)
Increase (decrease) in accounts payable	(3,218.99)		(143.00)	(281.59)	5,357.50			1,713.92
Increase (decrease) in compensated absences	2,200.85	37,887.75		(2,565.00)				37,523.60
(Increase) decrease in inventories		335.79						335.79
	(14,263.42)	269,147.00	32.00	13,531.41	3,687.50	(4,025.00)	(2,150.00)	265,959.49
Net cash provided by (used for) operating activities	\$298,193.77	(\$1,265,753.92)	\$2,923.86	\$64,874.06	(\$6,387.42)	\$2,105.76	\$378.52	(\$903,665.37)

<b>FIDUCIARY FUNDS DETAIL STATEMENTS</b>
--

**Fiduciary Funds are used to account for funds received by the district for a specific purpose:**

<b>Unemployment Compensation Insurance Trust Fund:</b>	This expendable trust fund is used to pay unemployment compensation claims as they arise.
--	---

**Agency Funds are used to account for assets held by the district as an agent for another party:**

<b>Student Activity Fund :</b>	This agency fund is used to account for student funds held at the schools.
--------------------------------	--

<b>Payroll Fund:</b>	This agency fund is used to account for the payroll transactions of the school district.
----------------------	--

JACKSON TOWNSHIP SCHOOL DISTRICT  
 COMBINING STATEMENT OF FIDUCIARY NET POSITION  
 JUNE 30, 2019

	AGENCY FUNDS		TOTAL AGENCY FUNDS	UNEMPLOYMENT COMPENSATION TRUST FUND	TOTAL TRUST FUNDS	TOTAL JUNE 30 2019
	STUDENT ACTIVITY	PAYROLL AGENCY				
<b>ASSETS:</b>						
Cash and cash equivalents	\$624,342.38	\$4,289,117.14	\$4,913,459.52	\$689,605.47	\$689,605.47	\$5,603,064.99
Intrafunds Receivable				42,818.16	42,818.16	42,818.16
Total assets	\$624,342.38	\$4,289,117.14	\$4,913,459.52	\$732,423.63	\$732,423.63	\$5,645,883.15
<b>LIABILITIES:</b>						
Interfund Payable		\$115,203.51	\$115,203.51			\$115,203.51
Intrafund Payable		42,818.16	42,818.16			42,818.16
Payroll deductions and withholdings		772,744.80	772,744.80			772,744.80
Wages payable - Summer Payroll		3,358,350.67	3,358,350.67			3,358,350.67
Due to student groups	\$624,342.38		624,342.38			624,342.38
Total liabilities	\$624,342.38	\$4,289,117.14	\$4,913,459.52			4,913,459.52
<b>NET POSITION:</b>						
Held in trust for unemployment claims and other purposes				\$732,423.63	\$732,423.63	732,423.63
Total net position	-0-	-0-	-0-	\$732,423.63	\$732,423.63	\$732,423.63

JACKSON TOWNSHIP SCHOOL DISTRICT  
COMBINING STATEMENT OF CHANGES IN FIDUCIARY NET POSITION  
FIDUCIARY FUNDS  
FOR THE FISCAL YEAR ENDED JUNE 30, 2019

	STATE UNEMPLOYMENT COMPENSATION <u>TRUST FUND</u>	<u>TOTAL</u>
ADDITIONS:		
Contributions:		
Other	\$220,366.66	\$220,366.66
Total contributions	<u>220,366.66</u>	<u>220,366.66</u>
Investment earnings:		
Interest	8,649.62	8,649.62
Net investment earnings	<u>8,649.62</u>	<u>8,649.62</u>
Total additions	<u>229,016.28</u>	<u>229,016.28</u>
DEDUCTIONS:		
Unemployment claims	111,622.90	111,622.90
Total deductions	<u>111,622.90</u>	<u>111,622.90</u>
Change in net position	117,393.38	117,393.38
Net position beginning of year	<u>615,030.25</u>	<u>615,030.25</u>
Net position end of year	<u><u>\$732,423.63</u></u>	<u><u>\$732,423.63</u></u>

JACKSON TOWNSHIP SCHOOL DISTRICT  
STUDENT ACTIVITY FUND  
SCHEDULE OF RECEIPTS AND DISBURSEMENTS  
FOR THE FISCAL YEAR ENDED JUNE 30, 2019

	<u>BALANCE</u> <u>JUNE 30, 2018</u>	<u>CASH</u> <u>RECEIPTS</u>	<u>CASH</u> <u>DISBURSE-</u> <u>MENTS</u>	<u>BALANCE</u> <u>JUNE 30, 2019</u>
Elementary Schools:				
Howard C. Johnson	\$7,332.91	\$342.25	\$325.45	\$7,349.71
Lucy N. Holman	1,105.46	2,248.07	2,545.21	808.32
Switlik	632.92	2,234.35	2,147.84	719.43
Sylvia Rosenauer	65.65			65.65
Crawford - Rodriguez	1,998.08	426.04	212.50	2,211.62
	<u>11,135.02</u>	<u>5,250.71</u>	<u>5,231.00</u>	<u>11,154.73</u>
Middle Schools:				
Carl W. Goetz	71,893.06	110,748.04	102,554.08	80,087.02
Christa McAuliffe	65,439.62	109,917.02	111,928.64	63,428.00
	<u>137,332.68</u>	<u>220,665.06</u>	<u>214,482.72</u>	<u>143,515.02</u>
High Schools:				
Jackson Memorial High School	225,098.90	534,616.90	531,604.15	228,111.65
JMHS - Athletic Fund	17,464.16	78,500.00	93,707.50	2,256.66
Liberty High School	225,080.82	394,593.55	386,245.85	233,428.52
Liberty High School Athletic Fund	4,447.67	82,000.00	80,565.19	5,882.48
	<u>472,091.55</u>	<u>1,089,710.45</u>	<u>1,092,122.69</u>	<u>469,679.31</u>
Grand Total	<u>\$620,559.25</u>	<u>\$1,315,626.22</u>	<u>\$1,311,836.41</u>	<u>\$624,349.06</u>

JACKSON TOWNSHIP SCHOOL DISTRICT  
PAYROLL AGENCY FUNDS  
SCHEDULE OF RECEIPTS AND DISBURSEMENTS  
FOR THE FISCAL YEAR ENDED JUNE 30, 2019

	BALANCE JUNE 30, 2018	ADDITIONS	DEDUCTIONS	BALANCE JUNE 30, 2019
ASSETS:				
Cash and cash equivalents	\$4,345,417.42	\$99,829,390.19	\$99,885,690.47	\$4,289,117.14
Total assets	<u>\$4,345,417.42</u>	<u>\$99,829,390.19</u>	<u>\$99,885,690.47</u>	<u>\$4,289,117.14</u>
LIABILITIES:				
Interfunds payable	\$84,272.78	\$50,605,727.47	\$50,574,796.74	\$115,203.51
Intrafund Payable	119,914.80	42,818.16	119,914.80	42,818.16
Payroll deductions and withholdings	830,664.63	45,822,493.89	45,880,413.72	772,744.80
Wages payable - summer payroll	3,310,565.21	3,358,350.67	3,310,565.21	3,358,350.67
Total liabilities	<u>\$4,345,417.42</u>	<u>\$99,829,390.19</u>	<u>\$99,885,690.47</u>	<u>\$4,289,117.14</u>

**LONG-TERM LIABILITIES SCHEDULES**

The Long-Term schedules are used to reflect the outstanding principal balances of the long-term liabilities of the District. This includes obligations under Serial Bonds and Capital Leases.



JACKSON TOWNSHIP SCHOOL DISTRICT  
 LONG-TERM DEBT  
 SCHEDULE OF SERIAL BONDS  
 JUNE 30, 2019

ISSUE	DATE OF ISSUE	AMOUNT OF ISSUE	MATURITIES DATE	AMOUNT	RATE OF INTEREST	BALANCE JUNE 30, 2018	RETIRED	BALANCE JUNE 30, 2019
Refunding Bonds	04/13/06	\$ 87,650,000.00	06/15/20	5,145,000.00	5.25%	\$	\$	\$
			06/15/21	5,370,000.00	5.25%			
			06/15/22	5,650,000.00	5.25%			
			06/15/23	5,945,000.00	2.50%	27,435,000.00	5,325,000.00	22,110,000.00
Refunding Bonds	09/11/14	7,890,000.00	02/01/20	815,000.00	2.00%			
			02/01/21	835,000.00	2.00%			
			02/01/22	850,000.00	4.00%			
			02/01/23	880,000.00	4.00%			
			02/01/24	920,000.00	5.00%			
			02/01/25	965,000.00	4.00%			
Refunding Bonds	09/14/16	27,150,000.00	02/01/26	1,005,000.00	3.00%	7,055,000.00	785,000.00	6,270,000.00
			06/15/24	6,255,000.00	5.00%			
			06/15/25	6,505,000.00	4.00%			
			06/15/26	6,830,000.00	3.00%			
			06/15/27	7,560,000.00	3.00%	27,150,000.00		27,150,000.00
					\$	61,640,000.00	\$	6,110,000.00
								\$
								55,530,000.00

JACKSON TOWNSHIP SCHOOL DISTRICT  
 SCHEDULE OF OBLIGATIONS UNDER CAPITAL LEASES  
 AS OF JUNE 30, 2019

SERIES	INTEREST RATE PAYABLE	AMOUNT OF ORIGINAL LEASE	AMOUNT OUTSTANDING JUNE 30, 2018	INCREASE	DECREASE	AMOUNT OUTSTANDING JUNE 30, 2019
<u>Governmental Funds</u>						
Buses 14/15	1.417%	\$ 962,000.00	\$ 196,024.51	\$	\$ 196,024.51	\$ 181,287.72
Buses 14/15	1.626%	880,000.00	359,674.28		178,386.56	381,796.93
Buses 15/16	1.470%	934,000.00	568,557.16		186,760.23	592,345.32
Buses 16/17	1.690%	973,000.00	783,217.92		190,872.60	785,830.84
Buses 18/19	2.97%	990,000.00		990,000.00	204,169.16	
Grand Total		\$	\$ 1,907,473.87	\$ 990,000.00	\$ 956,213.06	\$ 1,941,260.81

JACKSON TOWNSHIP SCHOOL DISTRICT  
DEBT SERVICE FUND  
BUDGETARY COMPARISON SCHEDULE  
FOR THE FISCAL YEAR ENDED JUNE 30, 2019

	<u>BUDGET</u>	<u>BUDGET TRANSFERS</u>	<u>FINAL BUDGET</u>	<u>ACTUAL</u>	<u>VARIANCE</u>
<b>REVENUES:</b>					
Local sources:					
Local tax levy	\$7,374,647.00		\$7,374,647.00	\$7,374,647.00	
State sources:					
Debt service aid type II	1,183,831.00		1,183,831.00	1,183,831.00	
Total revenues	<u>8,558,478.00</u>		<u>8,558,478.00</u>	<u>8,558,478.00</u>	
<b>EXPENDITURES:</b>					
Regular debt service:					
Interest	2,832,438.00		2,832,438.00	2,832,437.50	\$0.50
Redemption of principal	6,110,000.00		6,110,000.00	6,110,000.00	
Total regular debt service-expenditures	<u>8,942,438.00</u>		<u>8,942,438.00</u>	<u>8,942,437.50</u>	<u>0.50</u>
Excess (deficiency) of revenues over (under) expenditures	(383,960.00)		(383,960.00)	(383,959.50)	0.50
Other financing sources:					
Operating Transfers in - Capital Projects	378,504.00		378,504.00	52,639.47	(\$325,864.53)
Interest earned on Arbitrage	(5,456.00)		(5,456.00)	3,739.12	3,739.12
Fund balance, July 1	<u>400,644.47</u>		<u>400,644.47</u>	<u>400,644.47</u>	
Fund balance, June 30	<u>\$395,188.47</u>		<u>\$395,188.47</u>	<u>\$73,063.56</u>	<u>(\$322,124.91)</u>

**THIS PAGE INTENTIONALLY LEFT BLANK**

**STATISTICAL SECTION - UNAUDITED**

TOWNSHIP OF JACKSON SCHOOL DISTRICT  
STATISTICAL SECTION

<u>Contents</u>	<u>Page</u>
Financial Trends:	
These schedules contain trend information to help the reader understand how the district's financial performance and well being have changed over time.	J-1 to J-4
Revenue Capacity:	
These schedules contain information to help the reader assess the district's most significant local revenue source, the property tax.	J-5 to J-9
Debt Capacity:	
These schedules present information to help the reader assess the affordability of the district's current levels of outstanding debt and the district's ability to issue additional debt in the future.	J-10 to J-13
Demographic and Economic Information:	
These schedules offer demographic and economic indicators to help the reader understand the environment within which the district's financial activities take place.	J-14 to J-15
Operating Information:	
These schedules contain service and infrastructure data to help the reader understand how the information in the district's financial report relates to the services the district provides and the activities it performs.	J-16 to J-20

Sources

Unless otherwise noted, the information in these schedules is derived from the comprehensive annual financial reports (CAFR) for the relevant year.

TOWNSHIP OF JACKSON SCHOOL DISTRICT  
NET POSITION BY COMPONENT  
UNAUDITED

	2019	2018	2017	2016	2015	2014	2013	2012	2011	2010
<b>Governmental activities</b>										
Net investment in capital assets	\$70,179,131.53	\$66,097,599.31	\$65,055,148.56	\$62,704,696.59	\$51,059,391.38	\$47,814,504.24	\$48,082,597.01	\$46,201,066.71	\$48,866,924.07	\$55,944,397.54
Restricted	7,501,635.57	11,285,982.27	12,474,787.27	11,576,907.27	14,169,847.43	12,339,597.41	12,838,192.35	10,675,728.91	6,822,188.30	2,820,294.92
Unrestricted (deficit)	(59,573,599.82)	(60,427,551.49)	(60,222,898.78)	(54,912,236.19)	(52,594,416.37)	(3,660,492.59)	(5,044,120.30)	(2,028,413.56)	(5,739,508.79)	(2,428,956.92)
Total governmental activities net position	\$18,107,167.28	\$16,956,030.09	\$17,307,037.05	\$19,369,369.67	\$12,634,822.44	\$56,493,609.06	\$55,876,669.06	\$54,848,382.06	\$49,949,603.58	\$56,335,735.54
<b>Business-type activities</b>										
Invested in capital assets										
Net of related debt	\$1,158,333.42	\$1,185,145.18	\$1,200,059.95	\$1,225,359.80	\$1,281,676.24	\$1,372,697.36	\$1,463,854.49	\$1,065,445.16	\$1,111,575.75	\$140,809.25
Unrestricted	2,274,198.95	2,511,530.27	2,793,429.77	2,728,025.67	2,138,738.31	1,927,162.07	1,580,821.01	1,296,748.73	2,043,431.89	1,662,052.76
Total business-type activities net position	\$3,432,532.37	\$3,696,675.45	\$3,993,489.72	\$3,953,385.47	\$3,420,414.55	\$3,299,859.43	\$3,044,675.50	\$2,362,193.89	\$2,155,007.64	\$1,802,862.01
<b>District-wide</b>										
Net investment in capital assets	\$74,337,464.95	\$67,282,744.49	\$66,255,208.51	\$63,930,056.39	\$52,341,067.62	\$49,187,201.60	\$49,546,451.50	\$47,266,511.87	\$48,978,499.82	\$56,085,206.79
Restricted	7,501,635.57	11,285,982.27	12,474,787.27	11,576,907.27	14,169,847.43	12,339,597.41	12,838,192.35	10,675,728.91	6,822,188.30	2,820,294.92
Unrestricted (deficit)	(57,299,400.87)	(57,916,021.22)	(57,429,469.01)	(52,184,210.52)	(50,455,678.06) a	(1,733,330.52)	(3,463,299.29)	(731,664.83)	(3,696,076.90)	(766,904.16)
Total district net position	\$21,539,699.65	\$20,652,705.54	\$21,300,526.77	\$23,322,753.14	\$16,055,236.99	\$59,793,468.49	\$58,921,344.56	\$57,210,575.95	\$52,104,611.22	\$58,138,597.55

Source: CAFR Schedule A-1  
a - In FY2015 the District Implemented GASB 68

TOWNSHIP OF JACKSON SCHOOL DISTRICT  
CHANGES IN NET POSITION  
UNAUDITED

	2019	2018	2017	2016	2015	2014	2013	2012	2011	2010
<b>EXPENSES</b>										
<b>Governmental activities</b>										
Instruction:										
Regular	\$64,451,275.74	\$69,951,421.12	\$65,972,493.92	\$60,811,329.27	\$56,563,472.38	\$51,228,343.35	\$51,355,565.47	\$47,418,293.10	\$49,695,187.95	\$48,766,175.92
Special	37,809,354.59	38,174,468.90	37,085,171.04	33,066,079.30	30,585,453.34	25,176,975.77	25,936,760.52	21,976,846.06	21,139,345.86	20,484,489.40
Other instruction	5,213,207.92	5,567,258.24	5,058,371.71	4,468,380.45	4,187,503.39	3,744,844.45	3,851,722.09	3,508,035.75	3,569,888.52	3,689,912.79
Support services:										
Tuition										
Student and instruction related services	26,622,718.85	28,282,891.33	26,132,832.03	24,335,584.92	23,538,411.55	20,425,794.44	19,876,718.88	17,400,796.17	18,526,033.44	19,092,320.50
General administrative services	1,247,915.86	1,252,517.89	1,486,942.59	1,306,602.78	1,133,281.12	1,499,252.04	1,610,611.59	1,925,564.62	1,835,550.15	1,913,192.33
School administrative services	10,906,798.47	11,233,645.91	10,712,411.75	10,079,196.55	9,327,491.02	7,577,919.04	7,442,343.74	6,969,043.79	6,882,113.63	6,918,483.23
Business and other support services										
Central Services/Administrative Technology	3,648,178.39	3,879,165.50	3,501,362.30	2,969,567.40	3,279,625.64	3,468,124.34	3,590,056.55	3,609,258.71	3,587,495.41	3,209,350.56
Plant operations and maintenance	14,148,410.04	15,488,698.49	14,933,638.96	12,501,620.33	12,537,489.87	12,077,242.72	11,536,372.79	12,289,740.37	12,034,474.36	13,885,102.74
Pupil transportation	14,096,949.33	13,974,062.16	12,776,349.32	10,831,894.81	10,789,146.67	11,094,694.25	10,461,457.01	10,896,039.01	10,629,131.41	10,413,351.37
Special Schools	464,954.76	520,451.66	502,554.76	540,983.41	527,003.78	515,477.44	249,524.28	467,036.59	450,955.85	609,114.80
Interest on Long-Term Debt	2,878,443.82	3,186,376.85	3,949,029.35	4,150,757.28	4,512,099.82	4,857,336.82	4,639,250.05	4,794,914.55	5,179,101.17	5,014,454.11
Unallocated depreciation	4,826,334.10	4,378,362.04	3,983,234.48	4,049,346.11	4,041,355.62	4,032,879.16	4,025,742.48	3,785,313.96	241,519.60	284,431.60
Unallocated amortization							201,190.48	201,190.48	201,190.48	201,190.48
Total governmental activities expenses	186,314,542.87	195,887,320.09	186,094,392.21	169,111,342.61	161,002,334.20	145,638,863.82	144,797,315.93	139,059,056.10	137,722,057.44	139,451,535.03
Business-type activities:										
Food Service	3,236,870.46	2,648,320.48	2,660,599.52	2,618,054.19	2,856,911.52	2,812,087.52	2,771,155.15	2,833,183.75	2,684,286.74	2,715,689.54
Child Care	1,156,862.19	1,181,719.82	1,167,302.05	1,147,144.43	1,038,946.12	954,810.40	917,967.41	842,554.10	969,473.10	1,371,802.64
Extended Enrichment Kindergarten					408,605.61	310,207.42	330,427.53	287,985.07		
Community School	91,613.59	89,033.45	84,835.60	84,888.43	83,506.16	88,045.95	82,211.12	120,420.14	484,219.19	117,855.10
Preschool	228,260.25	254,914.56	70,208.00	47,180.62	57,411.09	86,487.97	76,457.11	128,825.09	176,716.48	240,717.16
Digital Media	50,384.92	40,163.93	50,124.64	46,656.82	39,911.39	30,643.49	32,447.94	30,421.18		3,725.00
Summer Electives	18,594.24	16,956.43	18,772.02	15,063.28	12,218.30	9,998.53				
Stem Summer Camp	4,896.48	7,996.85	13,119.12	13,541.21						
Total business-type activities expense	4,787,482.13	4,239,105.52	4,064,960.95	3,972,528.98	4,497,510.19	4,292,281.28	4,210,666.26	4,243,389.33	4,328,863.03	4,449,789.44
Total district expenses	\$191,102,025.00	\$200,126,425.61	\$190,159,353.16	\$173,083,871.59	\$165,499,844.39	\$149,931,155.10	\$149,007,982.19	\$143,302,445.43	\$142,050,940.47	\$143,901,324.47
<b>PROGRAM REVENUES</b>										
<b>Governmental activities:</b>										
Operating grants and contributions	\$42,830,222.47	\$54,163,330.10	\$44,931,582.97	\$34,836,898.14	\$28,500,404.79	\$14,404,622.31	\$16,501,489.61	\$13,096,413.53	\$13,123,340.00	\$15,241,018.06
Total governmental activities program revenues	42,830,222.47	54,163,330.10	44,931,582.97	34,836,898.14	28,500,404.79	14,404,622.31	16,501,489.61	13,096,413.53	13,123,340.00	15,241,018.06



TOWNSHIP OF JACKSON SCHOOL DISTRICT  
CHANGES IN NET POSITION  
UNAUDITED

	2019	2018	2017	2016	2015	2014	2013	2012	2011	2010
<b>PROGRAM REVENUES</b>										
Business-type activities:										
Charges for services:										
Food Service	\$1,701,969.54	\$1,679,170.36	\$1,757,285.38	\$1,812,357.65	\$1,747,806.06	\$1,720,956.37	\$1,770,566.04	\$1,960,706.05	\$1,996,788.65	\$2,006,459.55
Extended Enrichment Kindergarten	1,469,319.38	1,326,897.01	1,318,939.36	1,278,197.19	582,379.55	480,132.99	492,433.85	\$566,329.64	1,116,260.73	1,475,555.36
Child Care	94,505.45	97,554.94	96,987.87	97,959.96	1,114,437.08	1,093,488.62	1,145,629.72	1,107,740.98	544,016.78	120,875.08
Community School	279,602.90	286,324.11	121,156.24	150,229.48	92,518.59	105,609.93	95,588.30	89,778.61	169,881.50	243,804.12
Preschool	40,310.00	46,555.00	51,640.00	42,980.00	145,577.51	133,275.82	142,055.46	124,752.81	19,880.00	9,245.00
Digital Media Program	24,725.00	22,150.00	26,200.00	12,560.00	38,805.00	38,513.00	31,597.00	30,140.00		
Summer Electives	7,425.00	7,350.00	13,125.00	13,650.00	27,765.00	10,000.00				
Stem Summer Camp	1,205,481.78	1,216,546.46	1,147,911.44	1,087,364.31	1,046,104.75	994,268.20	926,684.34	921,721.89	828,449.84	787,425.93
Operating grants and contributions	4,823,339.05	4,852,547.88	4,533,245.29	4,495,298.59	4,795,393.54	4,576,244.93	4,604,554.71	4,791,169.98	4,675,277.50	4,643,365.04
Total business type activities program revenues	\$4,765,561.52	\$5,845,877.98	\$4,946,828.26	\$4,942,881.56	\$3,952,291.68	\$3,307,649.72	\$19,009,177.02	\$21,292,659.59	\$17,773,691.03	\$17,766,705.04
Total district program revenues										
<b>NET (EXPENSE)/REVENUE</b>										
Governmental activities	(\$143,484,320.40)	(\$141,723,989.99)	(\$141,162,809.24)	(\$141,162,809.24)	(\$134,274,444.47)	(\$132,501,929.41)	(\$131,234,261.51)	(\$128,295,826.32)	(\$125,960,642.57)	(\$124,598,717.44)
Business-type activities	35,856.92	443,442.36	468,284.34	430,337.64	822,864.56	78,734.74	312,273.43	580,503.72	431,888.17	314,482.01
Total district-wide net expense	(\$143,448,463.48)	(\$141,280,547.63)	(\$140,594,524.90)	(\$140,732,471.60)	(\$133,451,579.91)	(\$132,423,194.67)	(\$130,921,988.08)	(\$127,715,322.60)	(\$125,528,754.40)	(\$124,284,235.43)
<b>GENERAL REVENUES AND OTHER CHANGES</b>										
IN NET POSITION										
Governmental activities:										
Property taxes levied for general purposes, net	\$84,481,516.00	\$81,522,303.00	\$79,273,729.00	\$77,701,924.00	\$76,178,357.00	\$74,095,557.00	\$72,054,468.00	\$70,641,635.00	\$70,641,635.00	\$64,892,178.00
Taxes levied for debt service	7,374,647.00	6,966,039.00	7,518,642.00	8,220,933.00	7,244,288.00	6,398,341.00	6,355,540.00	7,131,668.00	7,218,334.00	6,075,860.00
Federal and state aid not restricted	49,603,783.75	50,185,200.16	49,987,467.43	50,032,328.28	49,860,613.59	49,581,508.91	49,055,628.93	51,335,296.65	44,990,516.12	51,951,063.36
Federal and state aid restricted	828,157.14	901,802.60	1,015,228.47	4,111,814.18	2,589,488.97	699,142.62	596,617.04	922,873.50	889,350.31	983,951.32
Miscellaneous income	2,050,706.70	1,060,742.72	846,151.78	968,925.44	773,333.43	1,218,782.69	1,211,859.34	1,125,753.17	760,147.48	1,227,353.07
Capital Asset Adjustments			13,772.95							8,415.95
Disposal of capital asset (net)	(3,353.00)	(2,470.00)	(4,515.00)	(28,933.20)	(3,661.20)	(204,330.97)	50,000.00	(297,805.27)	(472,988.00)	
Transfers	300,000.00	740,256.63	450,000.00	200,000.00	200,000.00	62,200.00	129,324,113.31	130,859,421.05	124,026,994.91	125,138,821.70
Total governmental activities	144,635,457.59	141,373,874.11	139,100,476.63	141,008,991.70	136,842,419.79	131,851,201.25	129,324,113.31	130,859,421.05	124,026,994.91	125,138,821.70
Business-type activities:										
Miscellaneous Income			21,819.91	22,551.31	22,671.77	33,420.28	31,220.35	16,622.29	11,271.16	11,772.66
Transfers	(300,000.00)	(740,256.63)	(450,000.00)	(200,000.00)	(200,000.00)	(62,200.00)	(50,000.00)			
Total business-type activities	(300,000.00)	(740,256.63)	(428,180.09)	22,551.31	(177,328.23)	(28,779.72)	(18,779.65)	16,622.29	11,271.16	11,772.66
Total district-wide	\$144,335,457.59	\$140,633,617.48	\$138,672,296.54	\$141,031,543.01	\$136,665,091.56	\$131,822,421.53	\$129,305,333.66	\$130,876,043.34	\$124,038,266.07	\$125,150,594.36
<b>CHANGE IN NET POSITION</b>										
Governmental activities	\$1,151,137.19	(\$550,115.88)	(\$2,062,332.61)	\$6,734,547.23	\$4,340,490.38	(\$650,728.16)	(\$1,910,148.20)	\$2,563,594.73	(\$1,933,647.66)	\$540,104.26
Business-type activities	(264,143.08)	(296,814.27)	40,104.25	545,320.92	120,555.12	49,955.02	293,493.78	597,126.01	443,159.33	326,254.67
Total district	\$886,994.11	(\$846,930.15)	(\$2,022,228.36)	\$7,279,868.15	\$4,461,045.50	(\$600,773.14)	(\$1,616,654.42)	\$3,160,720.74	(\$1,490,488.33)	\$866,358.93

Source: CAFR Schedule A-2

TOWNSHIP OF JACKSON SCHOOL DISTRICT  
 FUND BALANCES - GOVERNMENTAL FUNDS  
 UNAUDITED

	2019	2018	2017	2016	2015	2014	2013	2012	2011	2010
General Fund										
Restricied	\$3,674,506.72	\$10,748,039.55	\$12,149,017.78	\$11,241,915.37	\$8,167,418.65	\$12,663,645.02	\$12,316,898.45	\$10,667,396.93	\$5,513,429.71	\$3,445,238.15
Committed	3,295,818.94	1,601,340.82	194,829.16	666,636.49	1,268,082.48	2,408,701.67	1,565,750.57	2,623,176.34	\$2,715,596.45	4,390,578.67
Assigned	(306,708.53)	191,989.04	557,720.20	555,768.44	524,391.20					
Unassigned (deficit)										
Reserved										
Unreserved										
Total general fund	<u>\$6,663,617.13</u>	<u>\$12,541,369.41</u>	<u>\$12,901,567.14</u>	<u>\$12,464,320.30</u>	<u>\$9,959,892.33</u>	<u>\$15,072,346.69</u>	<u>\$13,882,649.02</u>	<u>\$13,290,573.27</u>	<u>\$8,229,026.16</u>	<u>\$7,835,816.82</u>
All Other Governmental Funds										
Restricied	\$542,432.55	\$581,745.27	\$764,171.54	\$586,702.94	\$47,402.95	\$1,375,749.29	\$1,377,583.54	\$2,340,158.32	2,432,149.83	\$1,095,610.72
Assigned						25,388.06	679,635.24	126,745.55	445,069.55	
Committed	3,827,128.85	743,636.20	529,896.60	731,993.43	6,385,047.19	12,653.00				
Reserved										
Unreserved, reported in:										
Capital projects fund										2,538,023.22
Debt service fund										244,956.70
Total all other governmental funds	<u>\$4,369,561.40</u>	<u>\$1,325,381.47</u>	<u>\$1,294,068.14</u>	<u>\$1,318,696.37</u>	<u>\$6,432,450.14</u>	<u>\$1,413,790.35</u>	<u>\$2,057,218.78</u>	<u>\$2,466,903.87</u>	<u>\$2,877,219.38</u>	<u>\$3,878,980.64</u>

Source: CAFR Schedule B-1

TOWNSHIP OF JACKSON SCHOOL DISTRICT  
CHANGES IN FUND BALANCES - GOVERNMENTAL FUNDS  
UNAUDITED

	2019	2018	2017	2016	2015	2014	2013	2012	2011	2010
<b>Revenues</b>										
Tax levy	\$91,856,163.00	\$88,488,342.00	\$86,792,371.00	\$85,922,857.00	\$83,422,845.00	\$80,493,898.00	\$78,410,008.00	\$77,773,303.00	\$77,859,969.00	\$70,968,038.00
Interest on capital reserve	29,908.55	22,135.14	4,578.75	2,168.74	9,699.94	7,946.52	7,337.25	\$3,882.27		
Tuition charges										
Miscellaneous	2,072,088.19	1,081,968.75	928,475.35	1,049,591.59	883,888.72	1,225,562.00	1,242,223.66	1,168,676.78	797,933.02	1,241,725.22
State sources	71,804,170.02	70,167,697.57	67,207,874.90	68,955,862.84	65,462,344.78	61,788,957.76	62,866,309.32	60,427,464.99	54,421,853.55	56,385,446.29
Federal sources	3,311,017.54	3,307,574.66	3,286,148.65	3,186,661.27	3,076,707.59	2,881,202.88	3,258,885.62	4,881,119.92	4,541,439.64	11,772,489.55
Total revenue	169,073,347.30	163,067,718.12	158,219,448.65	159,116,941.24	152,855,286.03	146,397,567.16	145,774,763.85	144,254,456.96	137,621,195.21	140,367,699.06
<b>Expenditures</b>										
Instruction										
Regular instruction	36,575,621.92	36,629,441.64	36,286,051.75	35,738,782.19	34,854,855.81	35,605,212.83	34,374,391.92	34,108,896.75	34,009,575.04	34,007,421.38
Special education instruction	19,146,030.37	18,625,983.12	19,002,323.86	18,170,646.66	17,434,805.90	15,617,593.21	16,170,443.17	15,973,237.78	15,252,120.36	14,944,323.71
Other instruction	3,139,162.12	3,115,194.96	3,003,089.32	2,821,715.53	2,726,236.77	2,738,039.08	2,723,254.73	2,525,760.01	2,589,452.64	2,828,245.09
Support Services:										
Tuition	5,464,214.30	4,286,311.49	3,969,069.21	3,545,262.97	3,322,398.05	3,712,590.54	4,064,485.34	3,876,982.94	3,750,069.61	4,959,955.20
Student and instruction related services	15,830,696.06	16,189,573.83	15,277,167.99	15,416,589.34	14,746,722.09	14,333,987.14	13,704,630.31	12,758,568.45	13,911,120.16	14,772,563.22
General administrative services	1,923,294.44	1,656,085.70	1,743,325.97	1,226,105.56	1,248,934.95	1,385,754.42	1,462,102.93	1,349,469.43	1,320,502.68	1,250,860.22
School administrative services	5,476,826.26	5,489,311.67	5,409,892.93	5,321,915.17	5,340,817.67	5,106,242.22	4,991,978.20	4,950,907.06	5,059,641.86	5,111,517.08
Central Services and Adm Technology	2,598,260.88	2,549,403.43	2,379,806.06	2,372,093.21	2,327,830.13	2,511,879.44	2,513,005.13	2,330,157.98	2,341,281.76	2,366,111.75
Plant operations and maintenance	10,919,772.52	11,023,853.08	10,869,080.17	10,035,675.93	10,291,659.94	10,587,678.49	10,102,949.68	9,730,261.31	9,795,098.62	10,994,330.66
Pupil transportation	11,240,312.69	10,326,102.62	9,535,861.80	8,699,370.04	8,770,999.19	8,707,904.20	8,653,346.48	8,275,435.62	8,058,054.47	8,344,221.53
Unallocated benefits	47,345,770.80	43,846,054.86	39,996,418.46	38,111,329.31	37,460,772.80	35,276,120.26	36,221,083.85	33,111,546.03	31,155,129.63	29,804,925.13
Special schools	307,560.42	302,366.25	297,391.28	381,464.50	382,327.75	385,261.75	187,298.87	213,943.49	209,283.67	275,994.20
Debt service:										
Principal	6,110,000.00	5,400,000.00	5,435,000.00	5,830,000.00	5,245,000.00	4,155,000.00	3,440,000.00	4,559,000.00	4,355,000.00	3,895,000.00
Interest and other charges	2,832,437.50	3,114,075.00	3,066,185.42	3,668,777.75	3,915,077.75	4,203,064.50	4,350,094.50	4,588,372.00	4,816,106.50	5,020,487.25
Capital Outlay	4,288,180.13	2,124,452.26	3,152,583.44	11,269,235.67	6,041,660.55	2,580,999.21	3,608,198.09	1,300,651.58	3,735,436.65	2,102,162.03
Total expenditures	173,198,150.41	164,878,209.91	159,423,247.66	162,608,963.83	154,110,099.35	146,908,327.29	146,568,971.20	139,653,190.43	140,357,873.65	140,678,018.45
Excess (Deficiency) of revenues over (under) expenditures	(4,124,803.11)	(1,810,491.79)	(1,203,799.01)	(3,492,022.59)	(1,254,813.32)	(510,760.13)	(794,207.35)	4,601,266.53	(2,736,678.44)	(310,319.39)
<b>Other Financing sources (uses)</b>										
Interest earned on Arbitrage reserve	3,739.12	1,106.46	553.00	5,705.79	347.75	387.37	839.07	1,182.89	2,127.70	3,724.75
Capital leases (non-budgeted)	987,491.64	740,244.30	1,165,864.62	876,991.00	960,671.00	994,442.00	925,758.94	48,782.18	2,126,398.82	859,781.40
Transfers	300,000.00	740,256.63	450,000.00		200,000.00	62,200.00	50,000.00			
Total other financing sources (uses)	1,291,230.76	1,481,607.39	1,616,417.62	882,696.79	1,161,018.75	1,057,029.37	976,598.01	49,965.07	2,128,516.52	863,506.15
Net change in fund balances	(\$2,833,572.35)	(\$328,864.40)	\$412,618.61	(\$2,609,325.80)	(\$93,794.57)	(\$546,269.24)	\$182,390.66	\$4,651,231.60	(\$608,161.92)	\$553,186.76
Debt service as a percentage of noncapital expenditures	5.29%	5.23%	5.44%	6.28%	6.19%	5.79%	5.45%	6.61%	6.71%	6.43%

Source: CAFR Schedule B-2

EXHIBIT "J-5"

TOWNSHIP OF JACKSON SCHOOL DISTRICT  
GENERAL FUND OTHER LOCAL REVENUE BY SOURCE  
UNAUDITED

<u>Fiscal Year</u> <u>Ended June 30,</u>	<u>INTEREST</u> <u>EARNED</u>	<u>PRIOR YEAR</u> <u>VOIDED CHECKS</u>	<u>TUITION</u>	<u>REIMBURSEMENTS</u>	<u>MISCELLANEOUS</u>	<u>TOTAL</u>
2019	\$ 311,209.54	\$ 9,267.25	\$ 503,744.91	\$ 689,800.00	\$ 452,906.22	\$ 1,966,927.92
2018	94,247.81		258,771.39		668,905.27	1,021,924.47
2017	29,119.63		98,546.53		708,452.00	836,118.16
2016	24,526.68		88,769.02		842,846.59	956,142.29
2015	28,000.85		208,588.49		520,990.61	757,579.95
2014	28,242.05	1,968.00	297,145.32	363,116.89	513,755.25	1,204,227.51
2013	76,626.67	442.00	461,908.84	144,506.80	508,385.89	1,191,870.20
2012	97,451.54	2,844.35	199,329.55	172,564.29	631,826.16	1,104,015.89
2011	92,927.12	6,125.08	86,102.86	134,175.10	343,467.60	662,797.76
2010	89,798.46		213,566.16	267,322.89	471,768.88	1,042,456.39

TOWNSHIP OF JACKSON SCHOOL DISTRICT  
 ASSESSED VALUE AND ACTUAL VALUE OF TAXABLE PROPERTY  
 UNAUDITED

Calendar Year Ended December 31,	Vacant Land	Residential	Farm Req.	Commercial	Industrial	Apartment	Total Assessed Value	Public Utilities (a)	Net Valuation Taxable	Est. Actual (County Equalized Value)	Total Direct School Tax Rate (b)
2018	\$ 150,563,200.00	\$ 5,853,408,520.00	\$ 28,264,611.00	\$ 573,372,000.00	\$ 44,262,300.00	\$ 104,821,500.00	\$ 6,754,692,131.00	\$ 7,026,896.00	\$ 6,761,719,027.00	\$ 7,649,810,479.00	1.303
2017	155,729,300.00	5,835,677,920.00	26,473,600.00	568,468,735.00	43,953,400.00	91,321,500.00	6,721,629,455.00	7,372,103.00	6,729,001,558.00	7,432,945,960.00	1.303
2016	160,251,900.00	5,796,690,420.00	26,795,900.00	567,799,535.00	44,200,900.00	83,655,000.00	6,679,353,655.00	7,789,090.00	6,687,122,745.00	6,948,799,597.00	1.291
2015	167,254,100.00	5,768,918,720.00	24,710,800.00	570,689,000.00	44,202,500.00	85,155,000.00	6,660,930,120.00	8,244,360.00	6,669,174,480.00	6,691,228,327.00	1.269
2014	172,257,600.00	5,759,476,120.00	25,598,200.00	552,672,700.00	44,536,900.00	84,670,800.00	6,639,212,320.00	8,759,488.00	6,647,971,808.00	6,543,417,283.00	1.233
2013	177,539,100.00	5,758,469,920.00	25,466,100.00	561,902,600.00	45,329,600.00	84,391,800.00	6,653,089,120.00	9,274,100.00	6,662,363,220.00	6,492,632,689.00	1.192
2012	195,594,400.00	5,789,559,620.00	26,609,600.00	559,779,044.00	45,508,400.00	82,853,600.00	6,699,904,664.00	10,721,673.00	6,710,626,337.00	6,687,258,458.00	1.163
2011	212,538,700.00	5,804,842,020.00	24,196,300.00	557,092,044.00	46,031,800.00	91,186,000.00	6,735,886,864.00	10,937,630.00	6,746,824,494.00	6,811,429,164.00	1.166
2010	241,510,500.00	5,770,609,820.00	24,137,200.00	573,497,800.00	46,269,500.00	91,186,000.00	6,747,210,820.00	12,584,359.00	6,759,795,179.00	6,926,418,584.00	1.089
2009	252,278,800.00	5,755,588,400.00	24,917,400.00	576,757,400.00	46,277,000.00	95,228,200.00	6,751,047,200.00	13,105,657.00	6,764,152,857.00	7,124,711,261.00	1.034

Source: District records Tax list summary & Municipal Tax Assessor  
 Note: Real property is required to be assessed at some percentage of true value (fair or market value) established by each county board of taxation.  
 Reassessment occurs when ordered by the County Board of Taxation  
 (a): Taxable Value of Machinery, Implements and Equipment of Telephone, Telegraph and Messenger System Companies  
 (b): Tax rates are per \$100

TOWNSHIP OF JACKSON SCHOOL DISTRICT  
DIRECT AND OVERLAPPING PROPERTY TAX RATES  
UNAUDITED

Fiscal Year Ended <u>June 30,</u>	<u>Township of Jackson Board of Education</u>			<u>Overlapping Rates</u>		<u>Total Direct and Overlapping Tax Rate</u>
	<u>Basic Rate (a)</u>	<u>General Obligation Debt Service (b)</u>	<u>Total Direct School Tax Rate</u>	<u>Township of Jackson</u>	<u>Ocean County</u>	
2018	1.224	0.107	1.331	0.498	0.454	2.283
2017	1.200	0.103	1.303	0.493	0.431	2.227
2016	1.179	0.112	1.291	0.482	0.418	2.191
2015	1.148	0.121	1.269	0.474	0.411	2.154
2014	1.126	0.107	1.233	0.468	0.396	2.097
2013	1.097	0.095	1.192	0.458	0.390	2.040
2012	1.069	0.094	1.163	0.441	0.364	1.968
2011	1.059	0.107	1.166	0.432	0.349	1.947
2010	0.987	0.101	1.088	0.398	0.343	1.829
2009*	0.945	0.089	1.034	0.392	0.344	1.770

\* - Revaluation

Source: District Records and Municipal Tax Collector  
(Rates are per \$100 of assessed value)

NJSA 18A:7F-5d limits the amount that the district can submit for a general fund tax levy. The levy when added to other components of the district's net budget may not exceed the prebudget year net budget by more than the spending growth limitation calculated as follows: the prebudget year net budget increased by the cost of living or 2.5 percent, whichever is greater, plus any spending growth adjustments.

(a) The district's basic tax rate is calculated from the A4F form which is submitted with the budget and the net valuation taxable

(b) Rates for debt service are based on each year's requirements.

TOWNSHIP OF JACKSON SCHOOL DISTRICT  
PRINCIPAL PROPERTY TAX PAYERS - CURRENT YEAR AND NINE YEARS AGO  
UNAUDITED

	2019			2010		
	Taxable Assessed Value	Rank [Optional]	% of Total District Net Assessed Value	Taxable Assessed Value	Rank [Optional]	% of Total District Net Assessed Value
Six Flags Theme Park, Inc.	\$113,072,796.00	1	1.672%	\$110,797,600.00	1	1.647%
CPG Partners LP	77,016,800.00	2	1.139%	77,484,000.00	2	1.151%
Gardens at Jackson 21 LLC	33,888,000.00	3	0.501%			
GM Prospect Pointe LLC	31,500,000.00	4	0.466%			
Healthcare Reit Inc.	27,431,000.00	5	0.406%			
Jackson Plaza Associates	20,220,800.00	6	0.299%	20,220,800.00	5	0.299%
Centro NP LLC	16,250,000.00	7	0.240%			
Meridian Health Realty Corp	15,605,100.00	8	0.231%			
Cardinale & Jackson Crossing	12,576,200.00	9	0.186%	19,405,200.00	6	0.287%
Bartley Associates, LLC	12,475,500.00	10	0.185%			
Moran Regency Club, LLC				31,500,000.00	3	0.466%
Bella Terra Community, LLC				27,431,000.00	4	0.406%
K Hovnanian at Jackson, LLC				19,077,600.00	7	0.282%
New Plan Realty Trust Centro NP				18,815,200.00	8	0.278%
Metedeconk National Golf Club Inc.				17,888,500.00	9	0.264%
Paramont Homes				15,705,000.00	10	0.232%
<b>Total</b>	<b>\$360,036,196.00</b>		<b>5.325%</b>	<b>\$358,324,900.00</b>		<b>5.312%</b>

Source: Municipal Tax Assessor

TOWNSHIP OF JACKSON SCHOOL DISTRICT  
PROPERTY TAX LEVIES AND COLLECTIONS  
UNAUDITED

<u>Fiscal Year</u> <u>Ended</u> <u>June 30,</u>	<u>Taxes Levied</u> <u>for the</u> <u>Fiscal Year</u>	<u>Collected within the Fiscal Year of the Levy (a)</u>		<u>Collections in</u> <u>Subsequent Years</u>
		<u>Amount</u>	<u>Percentage</u> <u>of Levy</u>	
2019	\$91,856,163.00	\$91,856,163.00	100.00%	0.00
2018	\$88,488,342.00	\$88,488,342.00	100.00%	0.00
2017	86,792,371.00	86,792,371.00	100.00%	0.00
2016	85,922,857.00	85,922,857.00	100.00%	0.00
2015	83,422,645.00	83,422,645.00	100.00%	0.00
2014	80,493,898.00	80,493,898.00	100.00%	0.00
2013	78,410,008.00	78,410,008.00	100.00%	0.00
2012	78,410,008.00	78,410,008.00	100.00%	0.00
2011	77,859,969.00	77,859,969.00	100.00%	0.00
2010	70,968,038.00	70,968,038.00	100.00%	0.00

Source: District records including the Certificate and Report of School Taxes (A4F form)

Note: School taxes are collected by the Municipal Tax Collector. Under New Jersey State Statute, a municipality is required to remit to the school district the entire property tax balance, in is the amount voted upon or certified prior to the end of the school year.



TOWNSHIP OF JACKSON SCHOOL DISTRICT  
RATIOS OF OUTSTANDING DEBT BY TYPE  
UNAUDITED

Fiscal Year Ended <u>June 30,</u>	<u>Governmental Activities</u>		Total <u>District</u>	Percentage of Personal <u>Income (a)</u>	<u>Per Capita (a)</u>
	General Obligation <u>Bonds (b)</u>	Capital <u>Leases</u>			
2019	\$55,530,000.00	\$1,941,260.81	\$57,471,260.81	N/A	N/A
2018	\$61,640,000.00	\$1,907,473.87	\$63,547,473.87	N/A	\$1,110.62
2017	67,040,000.00	2,650,128.05	69,690,128.05	0.720%	1,221.07
2016	76,235,000.00	2,623,039.58	78,858,039.58	0.600%	1,389.99
2015	82,065,000.00	3,628,345.12	85,693,345.12	0.054%	1,640.03
2014	87,236,000.00	3,211,198.37	90,447,198.37	0.046%	1,602.28
2013	91,391,000.00	3,248,796.40	94,639,796.40	0.044%	1,838.67
2012	94,831,000.00	2,822,422.05	97,653,422.05	0.037%	1,755.85
2011	99,390,000.00	2,485,996.37	101,875,996.37	0.038%	1,847.96
2010	103,745,000.00	1,359,466.18	105,104,466.18	0.029%	1,912.24

Source: District CAFR Schedules I-1, I-2

Note: Details regarding the district's outstanding debt can be found in the notes to the financial statements.

(a) See Exhibit NJ J-14 for personal income and population data. These ratios are calculated using personal income and population for the prior calendar year.

(b) Includes Early Retirement Incentive Plan (ERIP) refunding

N/A - Not available

TOWNSHIP OF JACKSON SCHOOL DISTRICT  
RATIOS OF NET BONDED DEBT OUTSTANDING  
UNAUDITED

Fiscal Year Ended <u>June 30,</u>	<u>General Bonded Debt Outstanding</u>		<u>Net General Bonded Debt Outstanding</u>	Percentage of Actual Taxable Value (a) of <u>Property</u>	<u>Per Capita (b)</u>
	<u>General Obligation Bonds</u>	<u>Deductions</u>			
2019	\$55,530,000.00	-	\$55,530,000.00	N/A	N/A
2018	61,640,000.00	-	61,640,000.00	0.912%	\$1,077.28
2017	67,040,000.00	-	67,040,000.00	0.996%	1,174.64
2016	76,235,000.00	\$0.00	76,235,000.00	1.140%	1,335.75
2015	82,065,000.00	655,000.00	81,410,000.00	1.221%	1,434.97
2014	87,236,000.00	1,275,000.00	85,961,000.00	1.293%	1,645.16
2013	91,391,000.00	1,865,000.00	89,526,000.00	1.344%	1,585.96
2012	94,831,000.00	2,425,000.00	92,406,000.00	1.377%	1,795.27
2011	99,390,000.00	2,955,000.00	96,435,000.00	1.429%	1,733.94
2010	103,745,000.00	3,465,000.00	100,280,000.00	1.483%	1,819.01

Note: Details regarding the district's outstanding debt can be found in the notes to the financial statements.

(a) See Exhibit J-6 for property tax data.

(b) Population data can be found in Exhibit J-14.

TOWNSHIP OF JACKSON SCHOOL DISTRICT  
DIRECT AND OVERLAPPING GOVERNMENTAL ACTIVITIES DEBT  
AS OF DECEMBER 31, 2018  
UNAUDITED

<u>Governmental Unit</u>	<u>Gross Debt Outstanding</u>	<u>Estimated Percentage Applicable (a)</u>	<u>Estimated Share of Overlapping Debt</u>
Debt repaid with property taxes Jackson Township	\$22,207,839.45	100.00%	\$22,207,839.45
Other debt			
Ocean County	486,423,834.31	7.49%	36,433,145.19
Ocean County Utilities Authority	122,793,754.00	4.01%	<u>4,924,029.54</u>
Subtotal, overlapping debt			63,565,014.18
Jackson School District Direct Debt			<u>67,040,000.00</u>
Total direct and overlapping debt			<u><u>\$130,605,014.18</u></u>

Source: Township of Jackson Chief Financial Officer, Ocean County Treasurer's Office and Ocean County Utilities Authority.

(a) For debt repaid with property taxes, the percentage of overlapping debt applicable is estimated using taxable assessed property values. Applicable percentages were estimated by determining the portion of another governmental unit's taxable value that is within the district's boundaries and dividing it by each unit's total taxable value.

TOWNSHIP OF JACKSON SCHOOL DISTRICT  
LEGAL DEBT MARGIN INFORMATION  
 UNAUDITED

Legal Debt Margin Calculation for Fiscal 2018:

Equalized Valuation Basis

Calendar Year

2018	\$7,642,783,583.00
2017	7,425,573,857.00
2016	6,941,030,505.00
	<u>\$22,009,387,945.00</u>

Average Equalized Valuation of Taxable Property

	\$7,336,462,648.33
--	--------------------

Debt Limit (4% of average equalization value)

	293,458,505.93
--	----------------

Total Net Debt Applicable to Limit

	67,040,973.00
--	---------------

Legal Debt Margin

	<u>\$226,417,532.93</u>
--	-------------------------

	Fiscal Year Ending June 30,									
	2019	2018	2017	2016	2015	2014	2013	2012	2011	2010
Debt Limit	\$293,458,505.93	\$280,661,177.72	\$268,782,296.69	\$262,680,004.68	\$262,594,042.25	\$266,138,492.11	\$271,878,167.25	\$277,679,084.84	\$286,494,498.81	\$292,954,945.37
Total Net Debt Applicable To Limit	67,040,973.00	67,040,973.00	67,040,000.00	76,235,973.00	82,065,973.00	87,236,973.00	91,391,000.00	94,831,000.00	99,390,000.00	103,745,000.00
Legal Debt Margin	<u>\$226,417,532.93</u>	<u>\$213,620,204.72</u>	<u>\$201,742,296.69</u>	<u>\$186,444,031.68</u>	<u>\$180,528,069.25</u>	<u>\$178,901,519.11</u>	<u>\$180,487,167.25</u>	<u>\$182,848,084.84</u>	<u>\$187,104,498.81</u>	<u>\$189,209,945.37</u>

Total Net Debt Applicable to the Limit as a % of Debt Limit	22.85%	23.89%	24.94%	29.02%	31.25%	32.78%	33.61%	34.15%	34.69%	35.41%
---	--------	--------	--------	--------	--------	--------	--------	--------	--------	--------

Source: Equalized valuation bases were obtained from the Annual Report of the State of New Jersey, Department of Treasury, Division of Taxation (a) Limit set by N.J.S.A. 18A:24-19 for a K through 12 district; other % limits would be applicable for other district types.

TOWNSHIP OF JACKSON SCHOOL DISTRICT  
DEMOGRAPHIC AND ECONOMIC STATISTICS  
UNAUDITED

<u>Year</u>	<u>Population (a)</u>	<u>Personal Income (b)</u>	<u>Per Capita Personal Income (c)</u>	<u>Unemployment Rate (d)</u>
2018	57,218	N/A	N/A	3.80%
2017	57,073	\$2,875,566,032.00	\$50,384.00	4.30%
2016	56,733	2,689,881,729.00	47,413.00	4.80%
2015	52,251	2,409,241,359.00	46,109.00	5.50%
2014	56,449	2,505,263,069.00	44,381.00	6.70%
2013	51,472	2,224,311,008.00	43,214.00	7.80%
2012	55,616	2,402,611,200.00	43,200.00	9.20%
2011	55,129	2,245,073,396.00	40,724.00	9.00%
2010	54,964	2,214,554,524.00	40,291.00	9.30%
2009	53,191	1,707,377,909.00	32,099.00	9.20%

## Source:

- (a) Population information provided by the NJ Dept. of Labor and Workforce Development.
- (b) Personal income has been estimated based upon the municipal population and per capita personal income presented.
- (c) Per capita personal income by municipality provided by NJ Dept. of Labor and Workforce Development.
- (d) Unemployment data provided by the NJ Dept. of Labor and Workforce Development.

TOWNSHIP OF JACKSON SCHOOL DISTRICT  
 PRINCIPAL EMPLOYERS - CURRENT YEAR AND NINE YEARS AGO  
UNAUDITED

<u>Employer</u>	2019			2010		
	<u># of Employees</u>	<u>Rank (Optional)</u>	<u>Percentage of Total Employment</u>	<u># of Employees</u>	<u>Rank (Optional)</u>	<u>Percentage of Total Employment</u>
Six Flags Great Adventure Theme Park	4,100	1	14.02%	3,800	1	15.18%
Jackson Township Board of Education	1,466	2	5.01%	1,486	2	5.94%
	<u>5,566</u>		<u>19.03%</u>	<u>5,286</u>		<u>21.12%</u>

Source: District Records

TOWNSHIP OF JACKSON SCHOOL DISTRICT  
FULL-TIME EQUIVALENT DISTRICT EMPLOYEES BY FUNCTION/PROGRAM  
UNAUDITED

Function/Program	2019	2018	2017	2016	2015	2014	2013	2012	2011	2010
Instruction:										
Regular	476	487	495	490	491	499	499	498	499	625
Special education	321	313	315	302	294	282	284	293	252	308
Support Services:										
Student and instruction related services	180	190	181	181	185	185	184	177	208	140
General administrative services	4	4	4	4	3	3	4	4	4	4
School administrative services	64	64	63	63	63	63	63	65	64	75
Plant operations and maintenance	182	177	177	176	169	169	169	168	167	125
Pupil transportation	156	153	154	157	162	158	158	161	161	175
Central services	18	18	18	18	18	18	18	18	17	21
Administration information technology	8	8	8	8	8	8	8	8	8	7
Special Schools	60	60	62	62	62	61	58	60	59	67
Food Service	4	4	4	4	4	4	4	3	3	3
Child Care										
<b>Total</b>	<b>1,473</b>	<b>1,478</b>	<b>1,481</b>	<b>1,465</b>	<b>1,459</b>	<b>1,450</b>	<b>1,449</b>	<b>1,455</b>	<b>1,442</b>	<b>1,550</b>

Source: District Personnel Records

TOWNSHIP OF JACKSON SCHOOL DISTRICT  
OPERATING STATISTICS  
 UNAUDITED

Fiscal Year	Enrollment	Operating Expenditures (a)	Cost Per Pupil	% Change	Teaching Staff (b)	Teacher/Pupil Ratio			Average Daily Enrollment (c)	Average Daily Attendance (c)	% Change in Average Daily Enrollment	Student Attendance Percentage
						Elementary	Middle School	High School				
2019	8,106	\$159,967,522.78	\$19,734.46	4.79%	803	1:10	1:11	1:10	7,837	7,390	-4.49%	94.30%
2018	8,190	\$154,239,682.65	\$18,832.68	7.56%	808	1:9	1:10	1:10	8,205	7,686	-2.72%	93.67%
2017	8,440	147,769,478.80	17,508.23	6.90%	816	1:9	1:11	1:12	8,434	7,902	-1.94%	93.69%
2016	8,660	141,840,950.41	16,378.86	3.53%	814	1:9	1:11	1:12	8,601	8,123	-1.22%	94.44%
2015	8,780	138,908,361.05	15,821.00	4.90%	806	1:10	1:11	1:12	8,707	8,201	-2.62%	94.19%
2014	9,015	135,969,263.58	15,082.56	2.47%	808	1:11	1:11	1:12	8,941	8,471	-2.27%	94.74%
2013	9,183	135,169,678.61	14,719.56	7.98%	816	1:11	1:11	1:12	9,149	8,653	-2.65%	94.58%
2012	9,478	129,205,166.85	13,632.11	2.57%	814	1:11	1:12	1:12	9,398	8,927	-1.07%	94.99%
2011	9,590	127,451,330.50	13,290.02	-0.47%	821	1:11	1:12	1:13	9,500	9,004	-0.99%	94.78%
2010	9,710	129,660,369.17	13,353.28	1.97%	842	1:12	1:12	1:13	9,595	9,087	-0.55%	94.71%

Sources: District records

Note: Enrollment based on annual October district count.

(a) Operating expenditures equal total expenditures less debt service and capital outlay.

(b) Teaching staff includes only full-time equivalents of certificated staff.

(c) Average daily enrollment and average daily attendance are obtained from the School Register Summary (SRS).

N/A - Not Available



TOWNSHIP OF JACKSON SCHOOL DISTRICT  
 SCHOOL BUILDING INFORMATION  
 UNAUDITED

	2019	2018	2017	2016	2015	2014	2013	2012	2011	2010
<b>District Buildings</b>										
Elementary School(s):										
Elms Elementary School (2003)	130,000	130,000	130,000	130,000	130,000	130,000	130,000	130,000	130,000	130,000
Square Feet	808	808	808	808	808	808	808	808	808	808
Capacity (students)	619	609	622	645	680	673	697	758	792	835
Enrollment										
Crawford Rodriguez Elementary School (2001)	107,400	107,400	107,400	107,400	107,400	107,400	107,400	107,400	107,400	107,400
Square Feet	742	742	742	742	742	742	742	742	742	742
Capacity (students)	656	658	674	733	783	830	800	785	804	803
Enrollment										
Swiftik Elementary School (1948)	62,750	62,750	62,750	62,750	62,750	62,750	62,750	62,750	62,750	62,750
Square Feet	475	475	475	475	475	475	475	475	475	475
Capacity (students)	753	777	819	828	806	802	851	871	867	893
Enrollment										
Holman Elementary School (1970)	62,280	62,280	62,280	62,280	62,280	62,280	62,280	62,280	62,280	62,280
Square Feet	462	462	462	462	462	462	462	462	462	462
Capacity (students)	549	566	624	630	653	635	656	691	661	669
Enrollment										
Johnson Elementary School (1970)	47,490	47,490	47,490	47,490	47,490	47,490	47,490	47,490	47,490	47,490
Square Feet	352	352	352	352	352	352	352	352	352	352
Capacity (students)	468	468	466	461	479	547	587	608	355	334
Enrollment										
Rosenauer Middle School (1962)	34,128	34,128	34,128	34,128	34,128	34,128	34,128	34,128	47,490	47,490
Square Feet	252	252	252	252	252	252	252	252	352	352
Capacity (students)	285	289	310	315	303	315	308	335	601	626
Enrollment										
Middle School(s):										
McAuliffe Middle School (1993)	130,000	130,000	130,000	130,000	130,000	130,000	130,000	130,000	130,000	130,000
Square Feet	886	886	886	886	886	886	886	886	886	886
Capacity (students)	844	908	878	906	902	957	993	1,027	1,036	1,022
Enrollment										
Goetz Middle School (1973)	130,000	130,000	130,000	130,000	130,000	130,000	130,000	130,000	130,000	130,000
Square Feet	886	886	886	886	886	886	886	886	886	886
Capacity (students)	1,129	1,139	1,174	1,193	1,212	1,209	1,207	1,280	1,339	1,365
Enrollment										
High School(s):										
Jackson Memorial High School	375,000	375,000	375,000	375,000	375,000	375,000	375,000	375,000	375,000	375,000
Square Feet	1,980	1,980	1,980	1,980	1,980	1,980	1,980	1,980	1,980	1,980
Capacity (students)	1,582	1,560	1,554	1,560	1,592	1,635	1,690	1,715	1,700	1,689
Enrollment										
Jackson Liberty High School	295,000	295,000	295,000	295,000	295,000	295,000	295,000	295,000	295,000	295,000
Square Feet	1,900	1,900	1,900	1,900	1,900	1,900	1,900	1,900	1,900	1,900
Capacity (students)	1,142	1,151	1,248	1,320	1,298	1,342	1,306	1,324	1,344	1,343
Enrollment										

Number of Schools at June 30, 2019  
 Elementary = 6  
 Middle School = 2  
 High School = 2

Source: District records

Note: Year of original construction is shown in parentheses. Increases in square footage and capacity are the result of additions. Enrollment is based on the annual October district count.

TOWNSHIP OF JACKSON SCHOOL DISTRICT  
SCHEDULE OF REQUIRED MAINTENANCE  
 UNAUDITED

Undistributed expenditures - Required maintenance for school facilities - 11-000-261-XXX

School Facilities * Project #(s)	Total	Liberty High School	Jackson Memorial High School	Rosenauer	Johnson	Holman	McAuffie	Swillik	Elms	Goetz	Crawford/Rodriguez	Other Facilities
2019	\$1,524,273.50	\$259,761.50	\$307,132.00	\$51,467.00	\$74,585.00	\$59,739.00	\$222,792.00	\$72,588.00	\$140,405.00	\$175,508.00	\$149,483.00	\$10,813.00
2018	1,502,967.00	308,493.00	302,359.00	47,812.00	50,552.00	55,296.00	179,985.00	63,176.00	136,947.00	181,235.00	164,232.00	12,980.00
2017	1,390,697.00	263,297.00	249,230.00	61,446.00	40,009.00	55,884.00	156,680.00	57,973.00	120,553.00	204,476.00	170,347.00	10,802.00
2016	1,297,893.00	247,385.00	222,146.00	30,322.00	44,168.00	51,205.00	161,554.00	69,775.00	137,828.00	168,424.00	154,839.00	10,247.00
2015	1,482,204.00	206,946.00	219,262.00	362,862.00	34,893.00	44,159.00	148,862.00	54,573.00	125,487.00	119,934.00	155,106.00	8,120.00
2014	1,607,792.00	223,155.00	630,008.00	58,646.00	41,823.00	63,186.00	130,204.00	61,588.00	138,397.00	121,345.00	130,035.00	9,405.00
2013	1,750,158.00	238,802.00	236,387.00	29,613.00	34,057.00	630,853.00	135,328.00	48,217.00	126,533.00	130,572.00	130,200.00	9,596.00
2012	1,349,484.00	255,361.00	236,081.00	27,452.00	297,548.00	47,789.00	117,153.00	48,060.00	116,626.00	124,940.00	69,146.00	9,328.00
2011	1,150,829.00	229,639.00	252,650.00	29,560.00	74,791.00	50,236.00	134,055.00	39,501.00	123,794.00	121,829.00	85,435.00	9,339.00
2010	1,209,567.57	149,523.09	125,741.91	128,569.23	40,868.42	43,121.44	28,543.81	43,286.65	76,084.22	61,685.90	86,799.36	425,343.54
<b>Total School Facilities</b>	<b>\$14,265,865.07</b>	<b>\$2,384,362.59</b>	<b>\$2,780,996.91</b>	<b>\$827,749.23</b>	<b>\$733,294.42</b>	<b>\$1,101,468.44</b>	<b>\$1,415,156.81</b>	<b>\$558,737.65</b>	<b>\$1,242,654.22</b>	<b>\$1,409,948.90</b>	<b>\$1,295,622.36</b>	<b>\$515,873.54</b>

\* - School facilities as defined under EFCFA.  
 (N.J.A.C. 6A:26-1.2 and N.J.A.C. 6A:26A-1.3)

Source: District records

JACKSON TOWNSHIP SCHOOL DISTRICT  
INSURANCE SCHEDULE  
6/30/2019  
UNAUDITED

	<u>COVERAGE</u>	<u>DEDUCTIBLE</u>
<b>Property:</b>		
Special Multi Peril Package: Great American Insurance Co. /ACCASBOJIF		
Blanket Buildings & Contents, EDP Equipment, Data, Media & Extra Expense Musical Instruments & Contractor Equip.	\$174,749,500 xs \$250,000	
Earthquake	150,000,000 Per Occurrence -Sublimit	\$ 250,000
Flood:		
	Per Occurrence	
A Flood Zones	\$ 10,000,000 Sublimit per Location	\$ 250,000
<b>Terrorism (Property - Certified or Non-Certified Event ) Lloyd's of London /ACCASBOJIF</b>		
Property Damage and Business Interruption	\$ 50,000,000 Per Occurrence	\$ 25,000
Prevention or Restriction of Access to Premises	\$ 2,500,000 Per Occurrence	\$ 25,000
Contingent Business Interruption	\$ 2,500,000 Per Occurrence	\$ 25,000
Utilities	\$ 2,500,000 Per Occurrence	\$ 25,000
Bodily Injury and Property Damage Liability	\$ 5,000,000 Per Occurrence	\$ 25,000
<b>General Liability/ Auto Liability- Great American Insurance Co./ACCASBOJIF</b>		
General Liability/ Auto Liability Limit	\$19,750,000 xs \$250,000	
Employee Benefit Liability	\$19,750,000 xs \$250,000	
Employee Benefit Liability Retroactive Date	7/1/2008	
<b>Boiler &amp; Machinery - Travelers Insurance /ACCASBOJIF</b>		
Property Damage , Business Income and Extra Expense	\$ 125,000,000	
Expediting Expenses	Included in limit Subject to 4 Hour waiting period	
Spoilage/Perishable Goods:	\$100,000,000 Subject to 4 Hour waiting period	
Data Restoration:	5,000,000	
Ordinance or Law:	\$10,000,000	
Hazardous Substances:	\$10,000,000	
Newly Acquired Locations:	Included in limit 365 days Maximum coverage	
Deductibles:		
Direct Coverage		\$ 1,000
Perishable Goods		\$ 1,000
Indirect Coverage		12 Hours
<b>Statutory Workers Compensation Excess Coverage Limits: Safety National Casualty Corporation /ACCASBOJIF</b>		
Workers' Compensation:	Statutory XS \$1,000,000	
Employer's Liability and Occupational Disease:	\$1,000,000 xs \$1,000,000	
<b>Educator's Legal Liability - Great American Insurance Co. /ACCASBOJIF</b>		
Educator's Legal Liability	\$19,750,000 x \$250,000	
<b>Commercial Pollution and Mold Legal Liability Insurance - Carrier: Beazley/ Lloyd's of London /ACCASBOJIF:</b>		
Each Incident On-Site Clean-up/ Legal Liability	\$ 3,000,000	
Annual Agregate Per Owner Group Joint Insurance Fund,		
On-Site Clean-Up / Legal Liability	\$ 6,000,000	
Annual Aggregate On-Site Clean-Up/ Legal Liability	\$ 12,000,000	
First Party Property Damage Sublimit per Owner Group JIF	\$ 100,000	
Deductibles:	\$25,000 Each Pollution Incident / \$50,000 to \$250,000 Each Mold Incident*	
* Mold Deductibles are tiered based upon the age of applicable individual structures 0-20 yrs \$50,000/ 20-50 yrs \$100,000/ 50+ yrs \$250,000		
<b>Cyber Liability - Carrier: Starr Indemnity &amp; Liability Company /ACCASBOJIF</b>		
Security and Privacy Liability	\$ 2,000,000	\$ 10,000
Incident Response Expense	\$ 2,000,000	\$ 10,000
Business Interruption	\$ 2,000,000	\$ 10,000
Business Interruption Waiting Period	8 hours	
Data Recovery (including bricking)	\$ 2,000,000	\$ 10,000
Regulatory Proceedings	\$ 2,000,000	\$ 10,000
Cyber Extortion	\$ 2,000,000	\$ 10,000
Media Liability	\$ 2,000,000	\$ 10,000
Aggregate Limit	\$ 15,000,000	
Retroactive Date	Prior & pending Date: 7/1/2018 / Full Prior Acts	

JACKSON TOWNSHIP SCHOOL DISTRICT  
INSURANCE SCHEDULE  
6/30/2019  
UNAUDITED

	<u>COVERAGE</u>	<u>DEDUCTIBLE</u>
<b>Violent Malicious Acts - Carrier: Lloyds of London/ACCASBOJIF:</b>		
Each Occurrence	\$ 1,000,000	\$ 15,000
Annual Aggregate Per Owner Group Joint Insurance Fund	\$ 2,000,000	
<b>Disaster Management Services - Lloyds of London /ACCASBOJIF:</b>		
Each Occurrence	\$ 2,000,000	\$ 15,000
Annual Aggregate Per Owner Group Joint Insurance Fund	\$ 10,000,000	
<b>Commercial Umbrella Liability Insurance - Fireman's Fund Insurance Company /ACCASBOJIF:</b>		
Aggregated Shared Program Limit :	\$ 50,000,000	
Underlying Insurance:	\$ 20,000,000 GL/AL/ELL	
<b>Student Accident: 2 policies (Basic &amp; Catastrophe Plan)</b>		
Carrier: XL Catlin Insurance Co. through Bob McCloskey Agency		
Basic Disability Plan for all students including interscholastic athletes:	\$ 25,000	
Accidental Death Benefit limit	\$10,000/25,000/50,000	
80% coinsurance, \$1000 deductible		
Full Excess plan, 2 year benefit period		
Catastrophe Plan for all students including interscholastic athletes:		
Excess Disability limit over basic plan- Max Medical Expense Benefit	\$ 5,000,000	
Accidental Death Benefit limit	\$ 10,000	
10 year benefit period		
<b>Board Secretary / Business Administrator</b>		
Carrier: Travelers Insurance Co through Glenn Insurance, Inc	\$ 250,000	
<b>Treasurer of School Funds</b>		
Carrier: Travelers Insurance Co. through Glenn Insurance, Inc	\$ 750,000	

**SINGLE AUDIT SECTION**



# SUPLEE, CLOONEY & COMPANY

CERTIFIED PUBLIC ACCOUNTANTS

308 East Broad Street, Westfield, New Jersey 07090-2122

Telephone 908-789-9300

Fax 908-789-8535

E-mail [info@scnco.com](mailto:info@scnco.com)

**INDEPENDENT AUDITOR'S REPORT ON INTERNAL CONTROL  
OVER FINANCIAL REPORTING AND ON COMPLIANCE AND  
OTHER MATTERS BASED ON AN AUDIT OF BASIC FINANCIAL  
STATEMENTS PERFORMED IN ACCORDANCE WITH  
GOVERNMENT AUDITING STANDARDS**

Honorable President and Members  
of the Board of Education  
Jackson School District  
County of Ocean  
Jackson, New Jersey 08527

We have audited, in accordance with the auditing standards generally accepted in the United States of America, the standards applicable to financial audits contained in *Government Auditing Standards* issued by the Comptroller General of the United States and incompliance with audit requirements as prescribed by the Office of School Finance, Department of Education, State of New Jersey, the financial statements of the governmental activities, the business-type activities, each major fund and the aggregate remaining fund information of the Jackson School District (the "District") as of and for the year ended June 30, 2019, and the related notes to the financial statements, which collectively comprise the District's basic financial statements, and have issued our report thereon dated November 21, 2019.

### ***Internal Control Over Financial Reporting***

In planning and performing our audit of the financial statements, we considered the District's internal control over financial reporting (internal control) to determine the audit procedures that are appropriate in the circumstances for the purpose of expressing our opinions on the financial statements but not for the purpose of expressing an opinion on the effectiveness of the District's internal control. Accordingly, we do not express an opinion on the effectiveness of the Jackson School District's internal control.

A *deficiency in internal control* exists when the design or operation of a control does not allow management or employees, in the normal course of performing their assigned functions, to prevent, or detect and correct, misstatements on a timely basis. A *material weakness* is a deficiency, or a combination of deficiencies, in internal control, such that there is a reasonable possibility that a material misstatement of the District's financial statements will not be prevented, or detected and corrected on a timely basis. A *significant deficiency* is a deficiency, or a combination of deficiencies, in internal control that is less severe than a material weakness, yet important enough to merit attention by those charged with governance.

# SUPLEE, CLOONEY & COMPANY



Our consideration of internal control was for the limited purpose described in the first paragraph of this section and was not designed to identify all deficiencies in internal control that might be material weaknesses or significant deficiencies. Given these limitations, during our audit we did not identify any deficiencies in internal control that we consider to be material weaknesses. However, material weaknesses may exist that have not been identified.

## ***Compliance and Other Matters***

As part of obtaining reasonable assurance about whether the District's financial statements are free from material misstatement, we performed tests of its compliance with certain provisions of laws, regulations, contracts, and grant agreements, noncompliance with which could have a direct and material effect on the determination of financial statement amounts. However, providing an opinion on compliance with those provisions was not an objective of our audit, and accordingly, we do not express such an opinion. The results of our tests disclosed no instances of noncompliance or other matters that are required to be reported under *Government Auditing Standards* and audit requirements as prescribed by the Office of School Finance, Department of Education, State of New Jersey.

## ***Purpose of This Report***

The purpose of this report is solely to describe the scope of our testing of internal control and compliance and the results of that testing, and not to provide an opinion on the effectiveness of the District's internal control or on compliance. This report is an integral part of an audit performed in accordance with *Government Auditing Standards* in considering the District's internal control and compliance. Accordingly, this communication is not suitable for any other purpose.

  
CERTIFIED PUBLIC ACCOUNTANTS  
  
PUBLIC SCHOOL ACCOUNTANT NO. 962

November 21, 2019



**SUPLEE, CLOONEY & COMPANY**  
 CERTIFIED PUBLIC ACCOUNTANTS

308 East Broad Street, Westfield, New Jersey 07090-2122

Telephone 908-789-9300

Fax 908-789-8535

E-mail [info@scnco.com](mailto:info@scnco.com)

**INDEPENDENT AUDITOR'S REPORT ON COMPLIANCE  
 WITH REQUIREMENTS APPLICABLE TO EACH MAJOR FEDERAL  
 AND STATE FINANCIAL ASSISTANCE PROGRAMS AND ON  
 INTERNAL CONTROL OVER COMPLIANCE IN ACCORDANCE  
 WITH THE UNIFORM GUIDANCE AND NEW JERSEY OMB CIRCULAR 15-08**

Honorable President and Members  
 of the Board of Education  
 Jackson School District  
 County of Ocean  
 Jackson, New Jersey 08527

***Report on Compliance for Each Major Federal and State Program***

We have audited the Jackson School District's, County of Ocean, State of New Jersey compliance with the types of compliance requirements described in the *OMB Compliance Supplement* and the *New Jersey OMB State Grant Compliance Supplement* that could have a direct and material effect on each of the Jackson School District's major federal and state programs for the year ended June 30, 2019. The District's major federal and state programs are identified in the summary of auditor's results section of the accompanying schedule of findings and questioned costs.

***Management's Responsibility***

Management is responsible for compliance with federal and state statutes, regulations, and the terms and conditions of its federal and state awards applicable to its federal and state programs.

***Auditor's Responsibility***

Our responsibility is to express an opinion on compliance for each of the Jackson School District's major federal and state programs based on our audit of the types of compliance requirements referred to above. We conducted our audit of compliance in accordance with auditing standards generally accepted in the United States of America; the standards applicable to financial audits contained in *Government Auditing Standards*, issued by the Comptroller General of the United States; and the audit requirements of Title 2 U.S. Code of Federal Regulations Part 200, Uniform Administrative Requirements, Cost Principles, and Audit Requirements for Federal Awards (Uniform Guidance) and New Jersey *OMB 15-08*. Those standards, the Uniform Guidance and New Jersey *OMB 15-08* require that we plan and perform the audit to obtain reasonable assurance about whether noncompliance with the types of compliance requirements referred to above that could have a direct and material effect on a major federal or state program occurred. An audit includes examining, on a test basis, evidence about the Jackson School District's compliance with those requirements and performing such other procedures as we considered necessary in the circumstances.

We believe that our audit provides a reasonable basis for our opinion on compliance for each major federal and state program. However, our audit does not provide a legal determination of the Jackson School District's compliance.



# SUPLEE, CLOONEY & COMPANY

## **Opinion on Each Major Federal and State Program**

In our opinion, the Jackson School District, County of Ocean, State of New Jersey complied, in all material respects, with the types of compliance requirements referred to above that could have a direct and material effect on each of its major federal and state programs for the year ended June 30, 2019.

## **Report on Internal Control Over Compliance**

Management of the Jackson School District is responsible for establishing and maintaining effective internal control over compliance with the types of compliance requirements referred to above. In planning and performing our audit of compliance, we considered Jackson School District's internal control over compliance with the types of requirements that could have a direct and material effect on each major federal and state program to determine the auditing procedures that are appropriate in the circumstances for the purpose of expressing an opinion on compliance for each major federal and state program and to test and report on internal control over compliance in accordance with *the Uniform Guidance* and *New Jersey OMB 15-08*, but not for the purpose of expressing an opinion on the effectiveness of internal control over compliance. Accordingly, we do not express an opinion on the effectiveness of the Jackson School District's internal control over compliance.

A *deficiency in internal control over compliance* exists when the design or operation of a control over compliance does not allow management or employees, in the normal course of performing their assigned functions, to prevent, or detect and correct, noncompliance with a type of compliance requirement of a federal or state program on a timely basis. A *material weakness in internal control over compliance* is a deficiency, or combination of deficiencies, in internal control over compliance, such that there is a reasonable possibility that material noncompliance with a type of compliance requirement of a federal and state program will not be prevented, or detected and corrected, on a timely basis. A *significant deficiency in internal control over compliance* is a deficiency, or a combination of deficiencies, in internal control over compliance with a type of compliance requirement of a federal or state program that is less severe than a material weakness in internal control over compliance, yet important enough to merit attention by those charged with governance.

Our consideration of internal control over compliance was for the limited purpose described in the first paragraph of this section and was not designed to identify all deficiencies in internal control over compliance that might be material weaknesses or significant deficiencies. We did not identify any deficiencies in internal control over compliance that we consider to be material weaknesses. However, material weaknesses may exist that have not been identified.

The purpose of this report on internal control over compliance is solely to describe the scope of our testing of internal control over compliance and the results of that testing based on the requirements of the *Uniform Guidance* and *State of New Jersey OMB 15-08*. Accordingly, this report is not suitable for any other purpose.

  
CERTIFIED PUBLIC ACCOUNTANTS

  
PUBLIC SCHOOL ACCOUNTANT NO. 962

November 21, 2019

JACKSON TOWNSHIP SCHOOL DISTRICT  
SCHEDULE OF EXPENDITURES OF FEDERAL AWARDS  
FOR THE FISCAL YEARS ENDED JUNE 30, 2019

FEDERAL GRANTOR/PASS-THROUGH GRANTOR/PROGRAM TITLE	FEDERAL CFDA NUMBER	FEDERAL AWARD IDENTIFICATION NUMBER	GRANT OR STATE PROJECT NUMBER	GRANT PERIOD		AWARD AMOUNT	BALANCE AT JUNE 30, 2018	CASH RECEIVED	BUDGETARY EXPENDITURES	(ACCOUNTS RECEIVABLE)	BALANCE JUNE 30, 2019	
				FROM	TO						UNEARNED REVENUE	DUE GRANTOR
General Fund:												
U.S. Department of Education												
Passed-through State Department of Education:												
Medical Assistance Program (SEMI)	93.778	1705NJ5MAP	N/A	7/1/2018	6/30/2019	\$ 210,556.75	\$	210,556.75	(210,556.75)	\$	\$	\$
Total General Fund								210,556.75	(210,556.75)			
Special Revenue Fund:												
U.S. Department of Education												
Passed-through State Department of Education:												
Title I												
Title I	84.010	S010A170030	NCLB236017	7/1/17	6/30/18	821,537.00	(32,897.75)	32,897.75				
Title I	84.010	S010A170030	NCLB236017	7/1/16	6/30/19	842,878.00		660,826.25	(110,668.94)			
Title II Part A	84.367	S367A170029	NCLB236017	7/1/17	6/30/18	183,958.00	(44,008.00)	44,008.00				
Title II Part A	84.367	S367A170029	NCLB236017	7/1/16	6/30/19	199,268.00		140,868.00	(58,959.00)			
Title III Elementary	84.365	S365A170030	NCLB236017	7/1/17	6/30/18	25,170.00	(3,161.00)	3,161.00				
Title III Elementary	84.365	S365A170030	NCLB236017	7/1/16	6/30/19	47,085.00		38,074.00	(8,011.00)			
Title III Immigrant	84.365a	S365A170030	NCLB236017	7/1/17	6/30/18	4,850.00	(4,265.00)	4,265.00				
Title III Immigrant	84.365a	S365A170030	NCLB236017	7/1/16	6/30/19	28,427.00		27,163.00	(2,337.00)			
Title IV Part A	84.424a	S424A170026	NCLB236017	7/1/17	6/30/18	29,500.00	(2,223.00)	2,223.00				
Title IV Part A	84.424a	S424A170026	NCLB236017	7/1/16	6/30/19	51,748.00		49,105.00	(5,957.06)			
Carl D. Perkins - Secondary	84.048	V048A170030	N/A	7/1/16	6/30/19	55,328.00						
Carl D. Perkins - Secondary	84.048	V048A170030	N/A	7/1/16	6/30/18	53,875.00	(53,875.00)	53,875.00				
Temporary Emergency Impact Aid for Displaced Students	84.938c	N/A	N/A	7/1/17	6/30/18							
I.D.E.A. Part B Special Education Cluster:												
I.D.E.A. Part B	84.027	S027A151100	IDEA236016	7/1/17	6/30/18	1,944,171.00	(305,981.75)	305,981.75				
I.D.E.A. Part B	84.027	S027A151100	IDEA236016	7/1/16	6/30/17	1,983,412.00	(0.22)	0.22				
I.D.E.A. Part B	84.027	S027A151100	IDEA236016	7/1/18	6/30/19	1,930,425.00		1,848,530.03	(80,620.81)			
I.D.E.A. Preschool	84.173	S173A150114	IDEA236016	7/1/17	6/30/18	65,843.00	(2,205.00)	2,205.00				
I.D.E.A. Preschool	84.173	S173A150114	IDEA236016	7/1/16	6/30/19	67,340.00		55,743.00	(11,597.00)			
I.D.E.A. Preschool	84.173	S173A150114	IDEA236016	9/1/13	8/31/14	64,602.00	(0.38)		(0.38)			
Total I.D.E.A. Part B Special Education Cluster						3,081,873.35	(448,417.10)	2,212,460.00	(92,218.19)			
Total U.S. Department of Education						4,448,417.10		3,289,726.00	(279,151.89)			
Total Special Revenue Fund						4,448,417.10		3,289,726.00	(279,151.89)			
Enterprise Fund:												
U.S. Department of Agriculture												
Passed-through State Department of Education:												
Child Nutrition Cluster:												
U.S.D.A. Commodities Program	10.550	16161NJ304N1089	N/A	7/1/17	6/30/18	192,986.11	25,752.31	153,976.63	(2,742.02)			
U.S.D.A. Commodities Program	10.550	16161NJ304N1089	N/A	7/1/16	6/30/19	179,730.94		6,891.36	(1,085.10)			
Healthy Hunger-Free Kids Act	10.592	16161NJ304N1089	N/A	7/1/17	6/30/18	33,091.92	(6,891.36)	30,523.50	(2,303.70)			
Healthy Hunger-Free Kids Act	10.592	16161NJ304N1089	N/A	7/1/16	6/30/19	32,827.20		21,753.07	(8,856.93)			
National School Breakfast Program	10.553	16161NJ304N1089	N/A	7/1/17	6/30/18	97,149.30	(21,753.07)	96,349.90	(105,206.63)			
National School Breakfast Program	10.553	16161NJ304N1089	N/A	7/1/16	6/30/19	105,206.83		171,340.48	(59,347.65)			
National School Lunch Program	10.555	16161NJ304N1089	N/A	7/1/17	6/30/18	819,381.56	(171,340.48)	777,210.95	(74,335.40)			
National School Lunch Program	10.555	16161NJ304N1089	N/A	7/1/16	6/30/19	836,558.60	(174,232.60)	1,258,047.89	(1,159,150.69)			
Total Child Nutrition Cluster						1,258,047.89	(174,232.60)	1,258,047.89	(74,335.40)			
Total Enterprise Fund						1,258,047.89	(174,232.60)	1,258,047.89	(74,335.40)			
Total Federal Financial Assistance						5,706,464.70	(622,649.70)	4,738,330.64	(353,487.29)			

The accompanying Notes to the Financial Statements are an integral part of this statement.

JACKSON TOWNSHIP SCHOOL DISTRICT  
SCHEDULE OF EXPENDITURES OF STATE FINANCIAL ASSISTANCE  
FOR THE FISCAL YEAR ENDED JUNE 30, 2019

STATE GRANTOR/PROGRAM TITLE	GRANT OR STATE PROJECT NUMBER	GRANT PERIOD	AWARD AMOUNT	BALANCE JUNE 30, 2018		CASH RECEIVED	BUDGETARY EXPENDITURES	ADJUSTMENTS/ REPAYMENT OF PRIOR YEARS BALANCES	BALANCE JUNE 30, 2019		BUDGETARY RECEIVABLE	MEMO CUMULATIVE TOTAL EXPENDITURES
				UNEARNED (ACCTS REC)	DUE TO GRANTOR				(ACCOUNTS RECEIVABLE)	UNEARNED REVENUE		
State Department of Education General Funds:												
Equalization Aid	19-495-034-5120-068	7/1/18-6/30/19	\$ 42,102,240.00	\$	\$	38,044,399.00	(42,102,240.00)	4,057,841.00	\$	\$	4,057,841.00	\$ 42,102,240.00
Categorical Special Education Aid	19-495-034-5120-069	7/1/18-6/30/19	5,211,500.00			4,709,215.00	(5,211,500.00)	502,285.00			502,285.00	5,211,500.00
Security Aid	19-495-034-5120-084	7/1/18-6/30/19	854,977.00			773,573.00	(854,977.00)	82,404.00			82,404.00	854,977.00
Equalization Aid	19-495-034-5120-078	7/1/17-6/30/18	42,102,240.00			4,163,015.00		(4,163,015.00)				42,102,240.00
Categorical Special Education Aid	19-495-034-5120-069	7/1/17-6/30/18	5,211,500.00			5,153,308.00		(5,153,308.00)				5,211,500.00
Security Aid	19-495-034-5120-084	7/1/17-6/30/18	854,977.00			84,539.00		(84,539.00)				854,977.00
Adjustment Aid	19-495-034-5120-065	7/1/17-6/30/18	195,598.00			19,342.00		(19,342.00)				195,598.00
PARCC Readiness Aid	19-495-034-5120-088	7/1/17-6/30/18	86,430.00			8,545.00		(8,545.00)				86,430.00
Per Pupil Growth Aid	19-495-034-5120-087	7/1/17-6/30/18	86,430.00			8,545.00		(8,545.00)				86,430.00
Professional Learning Community	19-495-034-5120-101	7/1/17-6/30/18	84,750.00			8,377.00		(8,377.00)				84,750.00
Subtotal State Aid - Public Charter			48,333,856.00			48,333,856.00	(48,168,717.00)	(165,141.00)			4,842,533.00	96,790,642.00
Categorical Transportation Aid	19-495-034-5120-014	7/1/18-6/30/19	601,355.00			413,059.00	(601,355.00)	188,296.00			188,296.00	601,355.00
Categorical Transportation Aid	19-495-034-5120-014	7/1/17-6/30/18	1,013,961.00			100,259.00		(100,259.00)				1,013,961.00
Extraordinary Aid	19-495-034-5120-044	7/1/18-6/30/19	1,398,600.00			1,292,873.00	(1,398,600.00)	1,398,600.00			1,398,600.00	1,398,600.00
Extraordinary Aid	19-495-034-5120-044	7/1/17-6/30/18	1,150,503.00				(1,150,503.00)					1,150,503.00
Non-Public Transportation Aid	19-495-034-5120-014	7/1/18-6/30/19	211,944.00				(211,944.00)	211,944.00			211,944.00	211,944.00
Non-Public Transportation Aid	19-495-034-5120-014	7/1/17-6/30/18	158,625.00				(158,625.00)					158,625.00
Reimbursed TPAF Social Security Contributions	19-495-034-5120-050	7/1/18-6/30/19	4,189,742.02			4,189,742.02						4,189,742.02
Reimbursed TPAF Social Security Contributions	19-495-034-5120-050	7/1/17-6/30/18	4,655,071.75			187,274.02		(187,274.02)				4,655,071.75
On-behalf TPAF - non-contributory insurance	19-495-034-5094-004	7/1/18-6/30/19	223,605.00			223,605.00						223,605.00
On-behalf TPAF Pension	19-495-034-5094-002	7/1/18-6/30/19	10,662,131.00			10,662,131.00						10,662,131.00
On-behalf TPAF Long Term Disability	19-495-034-5094-004	7/1/18-6/30/19	8,985.00			8,985.00						8,985.00
On-behalf TPAF post retirement medical	19-495-034-5094-001	7/1/18-6/30/19	4,946,824.00			4,946,824.00						4,946,824.00
Total General Funds			116,336,772.02			70,535,235.04	(70,431,903.02)	(77,104.00)	(1,610,544.00)		6,441,370.00	125,429,988.77
Special Revenue Fund:												
Non-Public Textbooks	19-100-034-5120-064	7/1/18-6/30/19	11,855.00			11,855.00	(319.00)					11,855.00
Non-Public Textbooks	19-100-034-5120-064	7/1/17-6/30/18	15,229.00					(24.15)		11,536.00		15,229.00
Non-Public Comp Ed	19-100-034-5120-067	7/1/18-6/30/19	42,132.00		24.15	42,132.00	(42,132.00)					42,132.00
Non-Public Comp Ed	19-100-034-5120-067	7/1/17-6/30/18	43,406.00		14,173.00		(14,173.00)					43,406.00
Non-Public Home Instruction	19-100-034-5120-067	7/1/18-6/30/19	1,905.00			1,905.25	(1,823.00)					1,905.25
Non-Public Home Instruction	17-100-034-5120-067	7/1/17-6/30/18	1,031.00				(1,905.25)					1,031.00
Non-Public Home Instruction	19-100-034-5120-066	7/1/18-6/30/19	18,392.00			18,392.00	(17,852.00)			730.00		18,392.00
Non-Public Examination & Classification	19-100-034-5120-066	7/1/17-6/30/18	22,745.00					(11,458.00)				22,745.00
Non-Public Corrective Speech	19-100-034-5120-066	7/1/18-6/30/19	15,178.00			15,178.00	(12,469.00)					15,178.00
Non-Public Corrective Speech	19-100-034-5120-066	7/1/17-6/30/18	18,749.00					(2,679.00)				18,749.00
Non-Public Supplemental Instruction	19-100-034-5120-066	7/1/18-6/30/19	12,687.00			12,687.00	(10,306.00)					12,687.00
Non-Public Supplemental Instruction	19-100-034-5120-066	7/1/17-6/30/18	11,894.00					(793.00)				11,894.00
Non-Public Nursing	19-100-034-5120-070	7/1/18-6/30/19	21,534.00			21,534.00	(21,534.00)					21,534.00
Non-Public Nursing	19-100-034-5120-070	7/1/17-6/30/18	26,966.00					(12.12)				26,966.00
Non-Public Nursing	19-100-034-5120-068	7/1/18-6/30/19	5,065.00			5,065.00	(5,065.00)					5,065.00
Non-Public Technology Initiative	19-100-034-5120-373	7/1/18-6/30/19	7,982.00			7,982.00						7,982.00
Non-Public Technology Initiative	19-100-034-5120-373	7/1/17-6/30/18	10,266.00					(6.50)				10,266.00
Non-Public Security	19-100-034-5120-084	7/1/18-6/30/19	33,300.00			33,300.00						33,300.00
Non-Public Security	19-100-034-5120-084	7/1/17-6/30/18	20,850.00					(61.04)				20,850.00
State Department of Agriculture: 2018 Farm to School Mini Grant	00-010-3350-085-CCCC-613	1/31/18-12/31/18	994.00			994.00				994.00		994.00
Total Special Revenue Fund			171,024.25	(984.00)	29,206.81	171,024.25	(111,332.00)	(29,206.81)	(1,823.00)	58,616.00		344,085.25

The accompanying Notes to the Financial Statements are an integral part of this statement.

JACKSON TOWNSHIP SCHOOL DISTRICT  
SCHEDULE OF EXPENDITURES OF STATE FINANCIAL ASSISTANCE  
FOR THE FISCAL YEAR ENDED JUNE 30, 2019

STATE GRANT OR PROGRAM TITLE	GRANT OR STATE PROJECT NUMBER	GRANT PERIOD	BALANCE JUNE 30, 2018			CASH RECEIVED	BUDGETARY EXPENDITURES	ADJUSTMENTS/ REPAYMENT OF PRIOR YEARS BALANCES	BALANCE JUNE 30, 2019		MEMO	
			AWARD AMOUNT	UNEARNED REVENUE (ACCTS REC)	DUE TO GRANTEE				(ACCOUNTS RECEIVABLE)	UNEARNED REVENUE	DUE GRANTEE	BUDGETARY RECEIVABLE
Debt Service Fund:												
Debt Service Aid Type II	18-495-034-5120-075	7/1/18-6/30/19	1,183,831.00	\$	\$	1,183,831.00	(1,183,831.00)	\$	\$	\$	\$	1,183,831.00
Total Debt Service Fund			1,183,831.00			1,183,831.00	(1,183,831.00)					1,183,831.00
Enterprise Fund:												
Nationale School Lunch Program (State Share)	18-100-034-5120-122	7/1/18-6/30/19	28,494.33			28,493.67	(28,494.33)		(2,000.66)		2,000.66	28,494.33
Nationale School Lunch Program (State Share)	18-100-034-5120-122	7/1/17-6/30/18	28,227.45	(5,980.73)		5,980.73	(28,494.33)		(2,000.66)		2,000.66	28,227.45
Total Enterprise Fund			56,721.78	(5,980.73)		32,474.40	(28,494.33)		(4,001.32)		4,001.32	56,721.78
Total State Financial Assistance			\$ 1,646,683.00			\$ 71,922,564.69	\$ (71,755,560.35)	\$ (106,310.81)	\$ (1,614,367.66)	\$ 984.00	\$ 6,443,370.66	\$ 127,014,628.80
Less: On-Behalf amounts not utilized for determination of Major Programs:												
On-behalf TPAC non-contributory insurance						\$ (223,605.00)						
On-behalf TPAC Pension						(10,682,131.00)						
On-behalf TPAC Long Term Disability						(6,985.00)						
On-behalf TPAC post retirement medical						(4,946,824.00)						
Total State Financial Assistance Subject to Single Audit						\$ (11,859,545.00)						

The accompanying Notes to the Financial Statements are an integral part of this statement.

**Jackson Township School District**  
**Notes to the Schedules of Expenditures of Federal Awards**  
**and State Financial Assistance**  
**Year Ended June 30, 2019**

**NOTE 1: GENERAL**

The accompanying schedules of expenditures of federal awards and state financial assistance include federal and state activity of the Jackson Township School District ("the District"). The District is defined in Note 1 to the basic financial statements. All federal and state awards received directly from the federal and state agencies, as well as federal awards and state financial assistance passed through other government agencies is included on the schedule of expenditures of federal awards and state financial assistance.

**NOTE 2: BASIS OF ACCOUNTING**

The accompanying schedules of expenditures of federal awards and state financial assistance are presented on the budgetary basis of accounting with the exceptions of programs recorded in the food service fund, which are presented using the accrual basis of accounting. These bases of accounting are described in Note 1 of the District's basic financial statements. The information in this schedule is presented in accordance with the requirements of 2 CFR 200 *Uniform Administrative Requirements, Cost Principles, and Audit Requirements for Federal Awards* ("Uniform Guidance"), Audits of States, Local Governments, and Non-Profit Organizations. Therefore, some amounts presented in this schedule may differ from amounts presented in, or used in the preparation of, the basic financial statements. The District has elected not to use the 10 percent *de minimis* indirect cost rate as allowed under the Uniform Guidance.

**NOTE 3: RELATIONSHIP TO BASIC FINANCIAL STATEMENTS**

The basic financial statements present the general fund and special revenue fund on a GAAP basis. Budgetary comparison statements or schedule (RSI) are presented for the general fund and special revenue fund to demonstrate finance-regulated legal compliance in which certain revenue is permitted by law or grant agreement to be recognized in the audit year, whereas for GAAP reporting, revenue is not recognized until the subsequent year or when expenditures have been made.

The General fund is presented in the accompanying schedules on the modified accrual basis with the exception of the revenue recognition of the deferred state aid payments in the current budget year, which is mandated pursuant to N.J.S.A. 18A:22-44.2. For GAAP accounting purposes, those payments are not recognized until the subsequent budget year due to the state deferral and recording of the state aid payments in the subsequent year. The special revenue fund is presented in the accompanying schedules on the grant accounting budgetary basis which recognizes encumbrances as expenditures and also recognizes the related revenue, whereas GAAP basis does not. The special revenue fund also recognizes the deferred state aid payments in the current budget year, consistent with N.J.S.A. 18A:22-44.2.

**Jackson Township School District**  
**Notes to the Schedules of Expenditures of Federal Awards**  
**and State Financial Assistance**  
**Year Ended June 30, 2019**

**NOTE 3: RELATIONSHIP TO BASIC FINANCIAL STATEMENTS (CONTINUED)**

The net adjustment to reconcile from the budgetary basis to the GAAP basis is (\$77,104.00) for the general fund. See the notes to the required supplementary information for a reconciliation of the budgetary basis to the modified accrual basis of accounting for the general and special revenue funds. Federal awards and state financial assistance revenues are reported in the Board's basic financial statements on a GAAP basis as follows:

	<u>Federal</u>	<u>State</u>	<u>Total</u>
General Fund	\$210,556.75	\$70,509,007.02	\$70,719,563.77
Special Revenue Fund	3,100,460.79	111,332.00	3,211,792.79
Capital Projects Fund			
Debt Service Fund		1,183,831.00	1,183,831.00
Food Service Fund	1,158,150.69	28,494.33	1,186,645.02
	<u>\$4,469,168.23</u>	<u>\$71,832,664.35</u>	<u>\$76,301,832.58</u>
GAAP Adjustment		(77,104.00)	(77,104.00)
Total Awards & Financial Assistance	<u>\$4,469,168.23</u>	<u>\$71,755,560.35</u>	<u>\$76,301,832.58</u>

**NOTE 4: RELATIONSHIP TO FEDERAL AND STATE FINANCIAL REPORTS**

Amounts reported in the accompanying schedules agree with the amounts reported in the related federal and state financial reports.

**NOTE 5: OTHER**

Revenues and expenditures reported in the Food Distribution Program represent current year value received and current year distributions respectively. The amount reported as TPAF pension contributions, post-retirement medical benefits and long-term disability insurance represents the amount paid by the state on behalf of the district for the year ended June 30, 2019. TPAF Social Security contributions represent the amount reimbursed by the state for the employer's share of Social Security contributions for TPAF members for the year ended June 30, 2019.

**Jackson Township School District**  
**Schedule of Findings and Questioned Costs**  
**For the Fiscal Year Ended June 30, 2019**

**Section I – Summary of Auditor’s Results**

**Financial Statements**

- (1) Type of Auditor’s Report Issued: Unmodified
- (2) Internal Control Over Financial Reporting:
  - (a) Material weakness(es) identified? No
  - (b) Significant deficiencies identified that are not considered to be material weaknesses? No
- (3) Noncompliance material to the basic financial statements noted during the audit? No

**Federal Program(s)**

- (1) Internal Control Over Major Federal Programs:
  - (a) Material weaknesses identified? No
  - (b) Significant deficiencies identified that are not considered to be material weaknesses? No
- (2) Type of Auditor’s Report issued on compliance for major federal program(s)? Unmodified
- (3) Any audit findings disclosed that are required to be reported in accordance with section 2 CFR 200.516 (a) of the Uniform Guidance? No
- (4) Identification of Major Federal Program(s):

<u>Program</u>	<u>CFDA</u>
Title IIA	84.367
Special Education Cluster	
IDEA, Part B	84.027
IDEA Preschool	84.173

- (5) Program Threshold Determination:
  - Type A Federal Program Threshold > \$750,000.00
  - Type B Federal Program Threshold <= \$750,000.00
- (6) Auditee qualified as a low-risk auditee under OMB Circular Uniform Guidance? Yes

**Jackson Township School District**  
**Schedule of Findings and Questioned Costs**  
**For the Fiscal Year Ended June 30, 2019**

**Section I – Summary of Auditor’s Results (Continued)**

**State Program(s)**

- (1) Internal Control Over Major State Programs:
- (a) Material weakness(es) identified? No
- (b) Significant deficiencies identified that are not considered to be material weaknesses? No
- (2) Type of Auditor’s Report issued on compliance for major state program(s)? Unmodified
- (3) Any audit findings disclosed that are required to be reported in accordance with N.J. OMB Circular 15-08? No
- (4) Identification of Major State Program(s):
- | <u>Program Title</u>              | <u>Project Number</u> |
|-----------------------------------|-----------------------|
| State Aid Public Cluster          |                       |
| Equalization Aid                  | 19-495-034-5120-078   |
| Special Education Categorical Aid | 19-495-034-5120-089   |
| Security Aid                      | 19-495-034-5120-084   |
| Debt Service Aid                  | 19-495-034-5120-075   |
- (5) Program Threshold Determination:  
Type A State Program Threshold > \$1,676,766.00  
Type B State Program Threshold <= \$1,676,766.00
- (6) Auditee qualified as a low-risk auditee under OMB Circular 15-08? Yes



**Jackson Township School District**  
**Schedule of Findings and Questioned Costs**  
**For the Fiscal Year Ended June 30, 2019**

**Section II – Financial Statement Audit – Reported Findings Under Government Auditing Standards**

**Internal Control Findings** – None Reported

**Compliance Findings** – None Reported

**Section III – Findings and Questioned Costs Relative to Major Federal and State Programs**

Federal Programs – None Reported

State Programs – None Reported

**Jackson Township School District**  
**Schedule of Prior Year Audit Findings**

**Finding: 2018-001**

Statement of Condition: The District's net cash resources exceeded three months average expenditures at June 30, 2018.

**Current Status:** This condition has been corrected.

