

SCHOOL DISTRICT

OF

INTERLAKEN

Interlaken Board of Education
Interlaken, New Jersey

Annual Comprehensive Financial Report
For the Fiscal Year Ended June 30, 2023

INTERLAKEN SCHOOL DISTRICT

TABLE OF CONTENTS

INTRODUCTORY SECTION		Page
Letter of Transmittal		1 to 3
Organizational Chart		4
Roster of Officials		5
Consultants and Advisors		6
FINANCIAL SECTION		
Independent Auditor's Report		7 to 9
Required Supplementary Information - Part I Management's Discussion and Analysis		10 to 14
Basic Financial Statements		
A.	District-Wide Financial Statements:	
	A-1 Statement of Net Position	15
	A-2 Statement of Activities	16
B.	Fund Financial Statements:	
	Governmental Funds:	
	B-1 Balance Sheet	17
	B-2 Statement of Revenues, Expenditures, and Changes in Fund Balances	18
	B-3 Reconciliation of the Statement of Revenues, Expenditures, and Changes in Fund Balances of Governmental Funds to the Statements of Activities	19
	Proprietary Funds:	
	B-4 Statement of Net Position	N/A
	B-5 Statement of Revenues, Expenses, and Changes in Fund Net Position	N/A
	B-6 Statement of Cash Flows	N/A
Notes to the Financial Statements		20 to 28
Required Supplementary Information - Part II		
C.	Budgetary Comparison Schedules:	
	C-1 Budgetary Comparison Schedule - General Fund	29 to 31
	C-1a Combining Schedule of Revenues, Expenditures, and Changes in Fund Balance - Budget and Actual	N/A
	C-1b Community Development Block Grant - Budget and Actual	N/A
	C-2 Budgetary Comparison Schedule - Special Revenue Fund	N/A
Notes to the Required Supplementary Information - Part II		
	C-3 Budget-to-GAAP Reconciliation	32

	Page
Required Supplementary Information - Part III	
L. Schedules Related to Accounting and Reporting for Pensions (GASB 68)	
L-1 Schedule of the District's Proportionate Share of the Net Pension Liability - PERS	N/A
L-2 Schedule of District Contributions - PERS	N/A
L-3 Schedule of the District's Proportionate Share of the Net Pension Liability - TPAF	N/A
M. Schedules Related to Accounting and Reporting for Postemployment Benefits Other Than Pensions	
M-1 Schedule of Changes in Total OPEB Liability and Related Ratios	N/A
Notes to the Required Supplementary Information - Part III	N/A
Other Supplementary Information	
D. School Based Budget Schedules:	
D-1 Combining Balance Sheet	N/A
D-2 Blended Resource Fund - Schedule of Expenditures Allocated by Resource Type - Actual	N/A
D-3 Blended Resource Fund - Schedule of Blended Expenditures - Budget and Actual	N/A
E. Special Revenue Fund:	
E-1 Combining Schedule of Program Revenues and Expenditures - Budgetary Basis	N/A
E-2 Preschool Education Aid Schedule(s) of Expenditures - Budgetary Basis	N/A
F. Capital Projects Fund:	
F-1 Summary Schedule of Project Expenditures	N/A
F-2 Summary Schedule of Revenues, Expenditures, and Change in Fund Balance - Budgetary Basis	N/A
F-2a Schedule(s) of Project Revenues, Expenditures, Project Balance, and Project Status - Budgetary Basis	N/A
Proprietary Funds:	
G. Enterprise Fund:	
G-1 Combining Schedule of Net Position	N/A
G-2 Combining Schedule of Revenues, Expenses, and Changes in Fund Net Position	N/A
G-3 Combining Schedule of Cash Flows	N/A
Internal Service Fund:	
G-4 Combining Schedule of Net Position	N/A
G-5 Combining Schedule of Revenues, Expenses, and Changes in Fund Net Position	N/A
G-6 Combining Schedule of Cash Flows	N/A

	Page
I. Long Term-Debt:	
I-1 Schedule of Serial Bonds	N/A
I-2 Schedule of Obligations under Leases	N/A
I-3 Debt Service Fund Budgetary Comparison Schedule	N/A
I-4 Schedule of Obligations Subscription - Based Information Technology Arrangements	N/A

STATISTICAL SECTION (Unaudited)

Introduction to the Statistical Section

Financial Trends

J-1 Net Assets by Component	33
J-2 Changes in Net Assets/Net Position	34 to 35
J-3 Fund Balances - Governmental Funds	36
J-4 Changes in Fund Balances - Governmental Funds	37
J-5 General Fund Other Local Revenue by Source	38

Revenue Capacity

J-6 Assessed Value and Estimated Actual Value of Taxable Property	39
J-7 Direct and Overlapping Property Tax Rates	40
J-8 Principal Property Taxpayers	41
J-9 Property Tax Levies and Collections	42

Debt Capacity

J-10 Ratios of Outstanding Debt by Type	43
J-11 Ratios of General Bonded Debt Outstanding	44
J-12 Direct and Overlapping Governmental Activities Debt	45
J-13 Legal Debt Margin Information	46

Demographic and Economic Information

J-14 Demographic and Economic Statistics	47
J-15 Principal Employers	48

Operating Information

J-16 Full-time Equivalent District Employees by Function/Program	49
J-17 Operating Statistics	50
J-18 School Building Information	51
J-19 Schedule of Required Maintenance Expenditures by School Facility	52
J-20 Insurance Schedule	53
J-21 Charter School Performance Framework, Financial Performance, Fiscal Ratios/Renaissance School Project Framework, Financial Performance, Fiscal Ratios	N/A

SINGLE AUDIT SECTION

K-1 Independent Auditor's Report on Internal Control Over Financial Reporting and on Compliance and Other Matters Based on an Audit of Financial Statements Performed in Accordance with Government Auditing Standards	54 to 55
K-2 Independent Auditor's Report on Compliance for Each Major Program and Report on Internal Control Over Compliance Required by Uniform Guidance and New Jersey OMB Circular 15-08	N/A
K-3 Schedule of Expenditures of Federal Awards, Schedule A	56
K-4 Schedule of Expenditures of State Financial Assistance, Schedule B	57
K-5 Notes to Schedules of Expenditures of Awards and Financial Assistance	58
K-6 Schedule of Findings and Questioned Costs	
Section I - Summary of Auditor's Results	59 to 60
Section II - Financial Statement Findings	60
Section III - Federal Awards and State Financial Assistance Findings and Questioned Costs	60
K-7 Summary Schedule of Prior Year Audit Findings	61

INTRODUCTORY SECTION

**Interlaken Board of Education
100 Grassmere Avenue
Interlaken, N.J . 07712**

November 30, 2023

The Honorable President and Members
of the Board of Education of the Borough of Interlaken
100 Grassmere Avenue
Interlaken, N.J. 07712

Dear Board Members:

The annual comprehensive financial report of the Interlaken School District (District) for the fiscal year ended June 30, 2023 is hereby submitted. Responsibility for both the accuracy of the data and completeness and fairness of the presentation, including all disclosures, rests with the management of the Interlaken Board of Education (Board). To the best of our knowledge and belief, the data presented in this report is accurate in all material respects and is reported in a manner designed to present fairly the financial position and results of operations of the various funds and account groups of the District. All disclosures necessary to enable the reader to gain an understanding of the District's financial activities have been included.

The annual comprehensive financial report is presented in four sections: introductory, financial, statistical and single audit. The introductory section includes this transmittal letter, the District's organizational chart and a list of principal officials. The financial section includes the general purpose financial statements and schedules, as well as the auditor's report thereon. The statistical section includes selected financial and demographic information, generally presented on a multi-year basis. The District is not required to undergo an annual single audit in conformity with the provisions of the Single Audit Act Amendments, and the New Jersey OMB Circular Uniform Guidance 15-08, *Single Audit Policy for Recipients of Federal Grants, State Grants, and State Aid Payments*. However, required information related to this audit, including the auditor's report on the internal control structure and compliance with applicable laws and regulations and findings and recommendations are included in the single audit section of this report.

1. REPORTING ENTITY AND ITS SERVICES:

Interlaken School District is an independent reporting entity within the criteria adopted by the GASB as established by NCGA Statement No. 3. All funds and account groups of the District are included in this report. The Interlaken Board of Education, a non-operating district, constitutes the District's reporting entity.

The District offers a full range of educational services appropriate to grade levels pre-K through 12 through its sending-receiving relationship with the West Long Branch and Shore Regional Boards of Education. Classes offered are regular, vocational, and special education for disabled youngsters. Vocational students are sent to the Monmouth County Vocational School District. Academically or gifted students are enrolled at Monmouth County Vocational School's technical or specialized vocational high schools. Shore Regional Board of Education's Child Study Team or the West Long Branch Board of Education's Child Study Team evaluates the students considered in need of special educational services. Handicapped students whose Individualized Educational Plans (IEPs) indicate the need for unique placements are sent to the most appropriate public or private schools where their needs can be met. The District completed the 2022-2023 school year with an enrollment of 8 special education students, 3 in West Long Branch School and 5 in Shore Regional High School. General Education students consisted of 32 regular and 2 PreK West Long Branch students and 10 Shore Regional High School students. The latter group was accepted into specialized programs through competitive testing or performances and participation is consistent with code.

2. ECONOMIC CONDITIONS AND OUTLOOK:

Five blocks wide and seven blocks long, Interlaken was founded in 1895 as a haven for artists, and is the only exclusively residential community in New Jersey with no schools, churches or businesses. The U.S. Census Bureau, Population Division estimates the population at 825 residents as of July 1, 2021. The area is virtually fully developed. Residences continue to come on the real estate market and are quickly sold, frequently to families with young children who are attracted to the Borough's charm despite its lack of a Borough public school. Interlaken's well-maintained homes on tree-lined streets and proximity to metropolitan areas as well as excellent recreational opportunities and low taxes make it a very desirable residential community.

3. MAJOR INITIATIVES:

The District continued during the 2022/2023 school year its sending-receiving relationship with the West Long Branch and Shore Regional School Districts per sending agreements dated September 1, 2014 that terminated at the end of the 2020-2021 school year. The expired agreement stated that the existing agreements stay in place until new agreements are negotiated. West Long Branch negotiated a new agreement which runs from the 2021/2022 school year through the 2028/2029 school year. As of November 30, 2023, the date of this audit, there have been numerous meetings with Shore Regional School District, but no new agreement has been negotiated. The Board is also continuing its joint venture with Shore Regional Board of Education, Ocean Township Board of Education and MOESC, enabling the district to offer busing to students.

4. INTERNAL ACCOUNTING CONTROLS:

Management of the District is responsible for establishing and maintaining an internal control structure designed to ensure that the assets of the District are protected from loss, theft or misuse, and to ensure that adequate accounting data are compiled to allow for the preparation of financial statements in conformity with generally accepted accounting principles (GAAP). The internal control structure is designed to provide reasonable, but not absolute, assurance that these objectives are met. The concept of reasonable assurance recognizes that: (1) the cost of control should not exceed the benefits likely to be derived; and (2) the valuation of costs and benefits requires estimates and judgments by management.

As a recipient of federal and state financial assistance, the District is also responsible for ensuring that an adequate internal control structure is in place to ensure compliance with applicable laws and regulations related to those programs. This internal control structure is also subject to periodic evaluation by the District management.

As part of the District's audit described earlier, tests are made to determine the adequacy of the internal control structure, including that portion related to federal and state financial assistance programs, as well to determine that the District has complied with applicable laws and regulations.

5. BUDGETARY CONTROLS:

In addition to internal accounting controls, the District maintains budgetary controls. The objective of these budgetary controls is to ensure compliance with legal provisions embodied in the annual appropriated budget approved by the voters of the municipality. Annual appropriated budgets are adopted for the general fund and the special revenue fund, the latter as necessary. The district does not have any debt service fund. The final budget amount as amended for the fiscal year is reflected in the financial section.

An encumbrance accounting system is used to record outstanding purchase commitments on a line item basis. Open encumbrances at year-end are either canceled or are included as re-appropriations of fund balance in the subsequent year. Those amounts to be re-appropriated are reported as reservations of fund balance at June 30, 2023.

6. ACCOUNTING SYSTEM AND REPORTS:

The District's accounting records reflect generally accepted accounting principles as promulgated by the Governmental Accounting Standards Board (GASB). The accounting system of the District is organized on the basis of funds and account groups. These funds and account groups are explained in "Notes to the Financial Statements", Note 1.

7. DEBT ADMINISTRATION:

The District has no outstanding debt.

8. CASH MANAGEMENT:

The investment policy of the District is guided in large part by state statute as detailed in "Notes to the Financial Statements", Note 2. The District has adopted a cash management plan which requires it to deposit public funds in public depositories protected from loss under the provisions of the Governmental Unit Deposit Protection Act ("GUDPA"). GUDPA was enacted in 1970 to protect Governmental Units from a loss of funds on deposit with a failed banking institution in New Jersey. The law requires governmental units to deposit public funds only in public depositories located in New Jersey where the funds are secured in accordance with the Act.

9. RISK MANAGEMENT:

The Board carries various forms of insurance, including but not limited to general liability, comprehensive/collision, hazard and theft insurance on property and contents, and fidelity bonds. The Board worked with its insurance broker, New Jersey School Insurance Group, to review insurance requirements in order to secure the most appropriate coverage at the least possible cost.


10. OTHER INFORMATION:

Independent Audit - State statutes require an annual audit by independent certified public accountants or registered municipal accountants. The accounting firm of Alvino & Shechter L.L.C., CPA's was selected by the Board to provide this service. The auditor's report on the general purpose financial statements and combined and individual fund statements and schedules is included in the financial section of this report. The auditor's reports specifically related to the federal and state financial assistance are included in the single audit section of this report.

11. ACKNOWLEDGMENTS:

We would like to express our appreciation to the members of the Interlaken Board of Education for their continued interest in providing fiscal accountability to the taxpayers and citizens of the Borough of Interlaken, thereby contributing their full support to the development and maintenance of the District's financial operation.

Respectfully submitted,



Frank Gripp III,
School Business Administrator

INTERLAKEN BOARD OF EDUCATION
ORGANIZATION CHART
(UNIT CONTROL)

STUDENTS AND TAXPAYERS

BOARD OF EDUCATION

Attorney Auditor School Business Administrator

INTERLAKEN BOARD OF EDUCATION

ROSTER OF OFFICIALS JUNE 30, 2023

<u>Members of the Board of Education</u>	<u>Term Expires</u>
Dr. Linda Abrams - President	2024
Ryan Ludwig - Vice President	2024
Dean Schoonover	2023
Jill Barrett	2023
Johnathan Cohen	2025

Other Officials

Frank Gripp III, School Business Administrator

Jonathan M. Busch, Esq. - Solicitor

INTERLAKEN BOARD OF EDUCATION

CONSULTANT AND ADVISORS

AUDIT FIRM

Allen B. Shechter, CPA, RMA, PSA
Alvino & Shechter, L.L.C.
Certified Public Accountants
110 Fortunato Place
Neptune, NJ 07753-3767

ATTORNEY

Jonathan M. Busch, Esq.
Busch Law Group, LLC
450 Main Street
Metuchen, NJ 08840

OFFICIAL DEPOSITORY

Citizens Bank
88 Norwood Avenue
Deal, NJ 07723

FINANCIAL SECTION

ALVINO & SHECHTER, L.L.C.

CERTIFIED PUBLIC ACCOUNTANTS

110 Fortunato Place

Neptune, New Jersey 07753-3767

VINCENT J. ALVINO, CPA, PSA
ALLEN B. SHECHTER, CPA, RMA, PSA

Phone: (732) 922-4222

Fax: (732) 922-4533

Member

American Institute of Certified Public Accountants

New Jersey Society of Certified Public Accountants

PCPS of the AICPA Division of CPA Firms

INDEPENDENT AUDITOR'S REPORT

The Honorable President and
Members of the Board of Education
Interlaken School District
County of Monmouth
Interlaken, New Jersey

Opinions

We have audited the accompanying financial statements of the governmental activities, each major fund, and the aggregate remaining fund information of the Board of Education of the Interlaken School District (the "District") in the County of Monmouth, State of New Jersey, as of and for the year ended June 30, 2023, and the related notes to the financial statements, which collectively comprise the District's basic financial statements as listed in the table of contents.

In our opinion, the financial statements referred to above present fairly, in all material respects, the respective financial position of the governmental activities, each major fund, and the aggregate remaining fund information of the District as of June 30, 2023, and the respective changes in financial position thereof for the year then ended in accordance with accounting principles generally accepted in the United States of America.

Basis for Opinions

We conducted our audit in accordance with the auditing standards generally accepted in the United States of America, the standards applicable to financial audits contained in *Government Auditing Standards*, issued by the Comptroller General of the United States, and audit requirements as prescribed by the Office of School Finance, Department of Education, State of New Jersey. Our responsibilities under those standards are further described in the Auditor's Responsibilities for the Audit of the Financial Statements section of our report. We are required to be independent of the District and to meet our other ethical responsibilities, in accordance with the relevant ethical requirements relating to our audit. We believe that the audit evidence we have obtained is sufficient and appropriate to provide a basis for our audit opinions.

Responsibilities of Management for the Financial Statements

Management is responsible for the preparation and fair presentation of the financial statements in accordance with accounting principles generally accepted in the United States of America, and for the design, implementation, and maintenance of internal control relevant to the preparation and fair presentation of financial statements that are free from material misstatement, whether due to fraud or error.

In preparing the financial statements, management is required to evaluate whether there are conditions or events, considered in the aggregate, that raise substantial doubt about the District's ability to continue as a going concern for twelve months beyond the financial statement date, including any currently known information that may raise substantial doubt shortly thereafter.

Auditor's Responsibilities for the Audit of the Financial Statements

Our objectives are to obtain reasonable assurance about whether the financial statements as a whole are free from material misstatement, whether due to fraud or error, and to issue an auditor's report that includes our opinions. Reasonable assurance is a high level of assurance but is not absolute assurance and therefore is not a guarantee that an audit conducted in accordance with generally accepted auditing standards, *Government Auditing Standards*, and the audit requirements prescribed by the Office of School Finance, Department of Education, State of New Jersey, will always detect a material misstatement when it exists. The risk of not detecting a material misstatement resulting from fraud is higher than for one resulting from error, as fraud may involve collusion, forgery, intentional omissions, misrepresentations, or the override of internal control. Misstatements are considered material if there is a substantial likelihood that, individually or in the aggregate, they would influence the judgment made by a reasonable user based on the financial statements.

In performing an audit in accordance with generally accepted auditing standards, *Government Audit Standards*, and audit requirements prescribed by the Office of School Finance, Department of Education, State of New Jersey, we:

- Exercise professional judgment and maintain professional skepticism throughout the audit.
- Identify and assess the risks of material misstatement of the financial statements, whether due to fraud or error, and design and perform audit procedures responsive to those risks. Such procedures include examining, on a test basis, evidence regarding the amounts and disclosures in the financial statements.
- Obtain an understanding of internal control relevant to the audit in order to design audit procedures that are appropriate in the circumstances, but not for the purpose of expressing an opinion on the effectiveness of the District's internal control. Accordingly, no such opinion is expressed.
- Evaluate the appropriateness of accounting policies used and the reasonableness of significant accounting estimates made by management, as well as evaluate the overall presentation of the financial statements.
- Conclude whether, in our judgment, there are conditions or events, considered in the aggregate, that raise substantial doubt about the District's ability to continue as a going concern for a reasonable period of time.

We are required to communicate with those charged with governance regarding, among other matters, the planned scope and timing of the audit, significant audit findings, and certain internal control-related matters that we identified during the audit.

Required Supplementary Information

Accounting principles generally accepted in the United States of America require that the management's discussion and analysis and budgetary comparison information be presented to supplement the basic financial statements. Such information is the responsibility of management and, although not a part of the basic financial statements, is required by the Governmental Accounting Standards Board, who considers it to be an essential part of financial reporting for placing the basic financial statements in an appropriate operational, economic, or historical context. We have applied certain limited procedures to the required supplementary information in accordance with auditing standards generally accepted in the United States of America, which consisted of inquires of management about the methods of preparing the information and comparing the information for consistency with management's responses to our inquiries, the basic financial statements, and other knowledge we obtained during our audit of the basic financial statements. We do not express an opinion or provide any assurance on the information because the limited procedures do not provide us with sufficient evidence to express an opinion or provide any assurance.

Supplementary Information

Our audit was conducted for the purpose of forming opinions on the financial statements that collectively comprise the District's basic financial statements. The combining and individual non-major fund financial statements, schedule of expenditures of federal awards, as required by Title 2 U.S. *Code of Federal Regulations Part 200, Uniform Administrative Requirements, Cost Principles, and Audit Requirements for Federal Awards* (Uniform Guidance) and the schedule of expenditures of state financial assistance as required by New Jersey OMB Circular 15-08, "*Single Audit Policy for Recipients of Federal Grants, State Grants and State Aid*", are presented for purposes of additional analysis and are not a required part of the basic financial statements. Such information is the responsibility of management and was derived from and relates

directly to the underlying accounting and other records used to prepare the basic financial statements. The information has been subjected to the auditing procedures applied in the audit of the basic financial statements and certain additional procedures, including comparing and reconciling such information directly to the underlying accounting and other records used to prepare the basic financial statements or to the basic financial statements themselves, and other additional procedures in accordance with auditing standards generally accepted in the United States of America. In our opinion, the combining and individual non-major fund financial statements, schedule of expenditures of federal awards and schedule of expenditures of state financial assistance are fairly stated, in all material respects, in relation to the basic financial statements as a whole.


Other Information

Management is responsible for the other information included in the annual report. The other information comprises the introductory and statistical sections but does not include the basic financial statements and our auditor's report thereon. Our opinions on the basic financial statements do not cover the other information, and we do not express an opinion or any form of assurance thereon.

In connection with our audit of the basic financial statements, our responsibility is to read the other information and consider whether a material inconsistency exists between the other information and the basic financial statements, or the other information otherwise appears to be materially misstated. If, based on the work performed, we conclude that an uncorrected material misstatement of the other information exists, we are required to describe it in our report.

Other Reporting Required by Government Auditing Standards

In accordance with *Government Auditing Standards*, we have also issued our report dated November 30, 2023 on our consideration of the District's internal control over financial reporting and on our tests of its compliance with certain provisions of laws, regulations, contracts, and grant agreements and other matters. The purpose of that report is to describe the scope of our testing of internal control over financial reporting and compliance and the results of that testing, and not to provide an opinion on internal control over financial reporting or on compliance. That report is an integral part of an audit performed in accordance with *Government Auditing Standards* in considering the District's internal control over financial reporting and compliance.



Allen B. Shechter
Licensed Public School Accountant No. 2183
Certified Public Accountant

November 30, 2023
Neptune, New Jersey

REQUIRED SUPPLEMENTARY INFORMATION - PART I

**INTERLAKEN BOARD OF EDUCATION
INTERLAKEN, NEW JERSEY**

MONMOUTH COUNTY

**MANAGEMENT'S DISCUSSION AND ANALYSIS
FOR THE FISCAL YEAR ENDED JUNE 30, 2023
(Unaudited)**

Introduction

Interlaken School District is an independent reporting entity within the criteria adopted by the GASB as established by NCGA Statement No. 3. All funds and account groups of the District are included in this report. The Interlaken Board of Education, a non-operating district, constitutes the District's reporting entity.

New Jersey has 593 operating school districts and 16 "non-operating" due to their lack of school facilities. In all other aspects, these districts function similar to operating districts. They have boards of education, hold public board meetings, develop and approve board policies, approve educational programs for students sent to other districts, provide transportation for regular and special education students, etc. from a business office perspective, non-operating districts are similar to operating districts inasmuch as they prepare budgets, issue purchase orders for goods and services, enter into contracts and pay bills. Standard state reports are submitted such as the Application for State School Aid dealing with student population statistics, the District Report of Transported Students assembling statistics on student transportation, reports on Debt Service requirements, and others.

While a non-operating district, the Interlaken Board of Education offers a full range of educational services appropriate to grade level pre-K through 12 through its sending-receiving relationship with the West Long Branch and Shore Regional Boards of Education. Classes offered are regular and vocational, and special education for disabled youngsters. Academically or artistically gifted students are eligible to compete for positions in Monmouth County Vocational School's technical or specialized high schools. West Long Branch Board of Education's Child Study Team or the Shore Regional High School's Child Study Team evaluates the students considered in need of special educational services and enrolled through their district. Students with disabilities whose Individualized Educational Plans (IEPs) indicate the need for unique placements are sent to the most appropriate public or private schools where their needs can be met. The District completed the 2022-2023 school year with an enrollment of 8 special education students, 3 in West Long Branch School and 5 in Shore Regional High School. General Education students consisted of 32 regular and 2 PreK West Long Branch students and 10 Shore Regional High School students.

In recent years, the state has been attempting to reform education and consolidate school districts. Being a "non-operating" school district, the district has been faced with the possibility of its dissolution through legislative actions. The community remains committed to actively oppose any legislation that would promote dissolving the non-operating school district.

The Interlaken Board of Education incurred legal fees in recent years in obtaining its successful decision from the Commissioner of Education to terminate its sending-receiving relationship with the Asbury Park School District and continuing its current relationships with the Shore Regional and West Long Branch School Districts that are consistent with law and provide appropriate services to district students. During the course of the year concern was also raised about the increased tuition and transportation costs. The District has experienced a steady increase in tuition and transportation costs which make up a large portion of the annual budget.

**Interlaken Board of Education
Management Discussion and Analysis Report - Unaudited**

Basic Financial Statements

The annual reports consists of a series of financial statements and notes to those statements presented so the reader can gain an understanding of the Interlaken School District as a financial operating entity. The overview statements then proceed to provide an increasingly detailed look at specific financial activities. These statements provide a “report card” of sorts on the district’s financial transactions, including data on all assets and liabilities using full accrual accounting in a manner similar to information presented by publicly held companies. All of these activities are intended to advance the district’s mission as stated at the beginning of this analysis.

The financial statements previously presented in the district’s Annual Comprehensive Financial Report remain unchanged: detailed and comparative exhibits of budgeted and actual revenue and expenses by General fund and Special Revenue Fund as applicable. This disclosure has been expanded by the addition of the Statement of Net Position and the Statement of Activities using full accrual accounting similar to the statements used in reporting corporate financial results. Another new feature will be supplementary information that includes a comparison of the original and final budgets to the final expenditures for the General fund and Special Revenue fund as applicable.

The Statement of Net Position presents the district’s assets and liabilities in order of liquidity, except for liabilities with current and long-term elements that will be presented accordingly. Net Position represent the difference between assets and liabilities, and will be presented in three categories: invested in capital assets net of related debt, restricted and unrestricted. Using this methodology requires depreciation of capital assets. The district had no capital assets for the fiscal year ended June 30, 2023.

The Statement of Activities provides an overview of the cost of providing educational services by major categories of expense and revenue. These two statements report the district’s net position and how they have changed year to year, reflecting a variety of influences such as the current change in educational philosophy (resulting in increased purchases of new material, consultants, etc.), voter approval of tax levy, interest income, successful grant applications, etc. An additional factor influencing these results is the level of state funding received, as the flat funding over the past three years.

Financial Highlights

Key financial highlights for 2022-2023 are as follows:

The district ended fiscal year 2022-2023 with a fund balance of \$269,497. Under the S1701 legislation, the district can only maintain 2% of its general fund expenditures as a reserve or a maximum of \$250,000.00 plus some allowable adjustments which ever is greater. Any amount over this must be allocated to tax relief in the 2024-2025 budget process. The district has \$0 in excess fund balance to be allocated back to the taxpayers in the 2024-2025 budget process.

The School District had an original 2022-2023 General Fund budget of \$888,151 and completed June 30, 2023, with \$971,712 in expenses. There were no expenses in the Special Revenue fund during the year.

The state contributed \$101,306 in transportation, special education, security, adjustment and non-public transportation aid and reimbursed TPAF social security contributions, to the General Fund, an increase of \$18,715 from the 2022-2023 state aid. The 2022-2023 tax levy was \$712,979, an increase of \$72,640 over the prior year’s taxes.

The state also continued its recent practice of deferring its final fiscal year June payments until the start of the next fiscal year in July.

**Interlaken Board of Education
Management Discussion and Analysis Report - Unaudited**

Financial Highlights

Using this General Accepted Accounting Principals Report (GAAP)

The Statement of Net Position provides the perspective of the School District as a whole. Table 1 provides a summary of the School District's net position as of June 30, 2023 compared to June 30, 2022.

	Table 1	
	<u>Net Position</u>	
	<u>2023</u>	<u>2022</u>
Assets		
Current and Other Assets	260,147.00	414,356.00
Total Assets	<u>\$260,147.00</u>	<u>\$414,356.00</u>
Liabilities		
Current Liabilities	82.00	1,705.00
Total Liabilities	<u>\$ 82.00</u>	<u>\$ 1,705.00</u>
Net Position		
Restricted	58,636.00	190,777.00
Unrestricted	201,429.00	221,874.00
Total Net Position	<u>\$260,065.00</u>	<u>\$412,651.00</u>

Table 2 shows the changes in net position for the fiscal years 2023 and 2022.

	Table 2	
	<u>Changes in Net Position</u>	
	<u>2023</u>	<u>2022</u>
Revenues		
Program Revenue:		
Charge for Services	.00	.00
Operating Grants and Contributions	.00	.00
General Revenues:		
Property Taxes	712,979.00	640,339.00
State Aid	101,306.00	82,209.00
Other	4,841.00	316.00
Total Revenues	<u>\$819,126.00</u>	<u>\$722,864.00</u>
Program Expenses		
Support Services:		
Instruction - Tuition	769,075.00	572,381.00
Student & Instruction Related Services	11,965.00	23,691.00
General Administration and Central Services	45,643.00	55,806.00
Pupil Transportation	145,030.00	140,201.00
Total Program Expenses	<u>\$971,713.00</u>	<u>\$792,079.00</u>
Increase (Decrease) in Net Position Before Other Items	(152,587.00)	(69,215.00)
Other Decrease	.00	.00
Increase (Decrease) in Net Position	<u>\$(152,587.00)</u>	<u>\$(69,215.00)</u>

**Interlaken Board of Education
Management Discussion and Analysis Report - Unaudited**

Governmental Activities

The budget as approved is funded primarily by property taxes that make up 87 percent of revenues for governmental activities for the Interlaken Board of Education for fiscal year 2022-2023. The balancing is comprised of state aid and very modest interest income and miscellaneous revenue.

The Statement of Activities shows the cost of program services and the charges for services. Table 3 shows the total cost of services and the net cost of services, identifying the cost of these services supported by tax revenue and unrestricted State entitlements for the fiscal years 2023 and 2022.

Table 3

	<u>Total Cost of Services 2023</u>	<u>Net Cost of Services 2023</u>	<u>Total Cost of Services 2022</u>	<u>Net Cost of Services 2022</u>
Support Services:				
Tuition	769,075.00	769,075.00	572,381.00	572,381.00
Student & Instruction Related Services	11,965.00	11,965.00	23,691.00	23,691.00
General Administrative & Central Services	45,643.00	45,643.00	55,806.00	55,806.00
Pupil Transportation	<u>145,030.00</u>	<u>145,030.00</u>	<u>140,201.00</u>	<u>140,201.00</u>
Total Expenses	<u>\$971,713.00</u>	<u>971,713.00</u>	<u>\$792,079.00</u>	<u>792,079.00</u>

Instruction expenses are limited to tuition paid for out-of-district education: special education in appropriate private schools consistent with each student’s Individualized Education Plan and Monmouth County Vocational schools.

As a non-operating district, Interlaken incurs no expense customarily associated with direct student instruction: teaching salaries, curriculum and staff development, guidance, school supplies, etc.

General administration and central services include the expenses of the school business administrator. In addition, there are school district expenses required by legislative code: membership required by code in the New Jersey School Boards Association.

Other expenses of general and central services include the costs of attorneys, auditors, communications, appropriate insurance coverage and office supplies.

With no facilities to maintain, Interlaken does not have any custodial or maintenance expenses.

Pupil transportation consists of all out-of-district transportation for general education and vocational schools as prescribed in legislative code.

The Board carries various forms of insurance, including but not limited to general liability, comprehensive/collision, hazard and theft insurance on property and contents, and fidelity bonds. The Board worked with its insurance broker and New Jersey School Insurance Group, to review insurance requirements in order to secure the most appropriate coverage at least possible cost.

Interlaken Board of Education Management Discussion and Analysis Report - Unaudited

The School District's Funds

Information about the School District's major funds starts on page 17. These funds are accounted for using the modified accrual basis of accounting. All governmental funds had total revenues including transfers of \$819,126 and expenditures of \$971,713. The law requires governmental units to deposit public funds only in public depositories located in New Jersey where the funds are secured in accordance with the Act.

The unassigned fund balance of the General Fund is at the allowable maximum as established by the State and this represents approximately 19% of the general fund budget for 2022-2023.

General Fund Budgeting Highlights

The School District's budget is prepared according to New Jersey Legislative code and Department of Education guidelines and is based on accounting for certain transactions on a basis of cash receipts, disbursements, and encumbrances. The most significant budgeted fund is the General Fund.

The district manages its financial reporting of budgets and actual expenses using a real-time accounting system designed to provide comprehensive management and reporting tools.

The original General Fund budget estimated revenue was \$807,799 and the final budgeted General Fund revenue was \$820,967.

Capital Assets

At the end of the fiscal year 2023, as a non-operating district, Interlaken had no investments in land, buildings, or furniture and equipment.

Debt Administration

At June 30, 2023, the Interlaken Board of Education had no debt.

Current Financial Issues and Concerns

The Interlaken School District is essentially financially stable, with surplus fully funded as of June 30, 2023. The School District is proud of its community support; however, new residents in the district are not familiar with the "non-operating district" concept and the reduced or non-existent services customarily expected in regular school districts are quite disconcerting, particularly as they pertain to remote transportation and special education services. Aid from the state is not expected to increase but many residents are willing to accept the challenge of living in a non-operating district in return for very low school taxes. The Board and administration continue to be extremely sensitive to the financial concerns of Interlaken taxpayers, particularly those on fixed incomes.

The Interlaken Board of Education has consistently committed itself to sound, conservative fiscal management, providing the most efficient and effective education possible, and there is no reason to believe that this commitment will not continue.

Contacting the School District's Financial Management

The financial report is designed to provide our citizens, taxpayers, and investors and creditors with a general overview of the School District's finances and to show the School District's accountability for the money it receives. If you have questions on this report or need additional financial information please contact Frank Gripp III, School Business Administrator at 100 Grassmere Avenue, Interlaken, NJ 07712.

BASIC FINANCIAL STATEMENTS

DISTRICT-WIDE FINANCIAL STATEMENTS

The statement of net position and the statement of activities display information about the District. These statements include the financial activities of the overall District. Eliminations have been made to minimize the double-counting of internal activities. These statements distinguish between the governmental and business-type activities of the District.

INTERLAKEN SCHOOL DISTRICT
Statement of Net Position
June 30, 2023

	<u>Governmental Activities</u>	<u>Total</u>
ASSETS:		
Cash and Cash Equivalents	193,743.41	193,743.41
Receivables, Net	7,694.12	7,694.12
Restricted Assets:		
Cash and Cash Equivalents	<u>58,709.75</u>	<u>58,709.75</u>
Total Assets	<u>260,147.28</u>	<u>260,147.28</u>
LIABILITIES:		
Accounts Payable	<u>82.52</u>	<u>82.52</u>
Total Liabilities	<u>82.52</u>	<u>82.52</u>
NET POSITION:		
Restricted for:		
Other Purposes	58,635.78	58,635.78
Unrestricted	<u>201,428.98</u>	<u>201,428.98</u>
Total Net Position	<u>\$260,064.76</u>	<u>260,064.76</u>

The accompanying Notes to Basic Financial Statements are an integral part of this statement.

INTERLAKEN SCHOOL DISTRICT
Statement of Activities
For the Fiscal Year Ended June 30, 2023

<u>Functions/Program</u>	Program Revenues			Net (Expense) Revenue and Changes In Net Position		
	<u>Expenses</u>	Charges for <u>Services</u>	Operating Grants & <u>Contributions</u>	Capital Grants & <u>Contributions</u>	<u>Governmental Activities</u>	<u>Total</u>
GOVERNMENTAL ACTIVITIES:						
Support Services:						
Tuition	769,074.49	.00	.00	.00	(769,074.49)	(769,074.49)
Student & Instruction Related Services	11,964.50	.00	.00	.00	(11,964.50)	(11,964.50)
General Administration	18,216.08	.00	.00	.00	(18,216.08)	(18,216.08)
Central Services	27,427.17	.00	.00	.00	(27,427.17)	(27,427.17)
Pupil Transportation	<u>145,030.24</u>	<u>.00</u>	<u>.00</u>	<u>.00</u>	<u>(145,030.24)</u>	<u>(145,030.24)</u>
Total Governmental Activities	<u>\$971,712.48</u>	<u>.00</u>	<u>.00</u>	<u>.00</u>	<u>(971,712.48)</u>	<u>(971,712.48)</u>
 GENERAL REVENUES:						
Property Taxes Levied for General Purposes				712,979.00		712,979.00
State Aid Not Restricted				101,306.28		101,306.28
Interest Earnings				4,806.22		4,806.22
Miscellaneous Income				<u>34.44</u>		<u>34.44</u>
Total General Revenues and Special Items				<u>819,125.94</u>		<u>819,125.94</u>
Change in Net Position				(152,586.54)		(152,586.54)
Net Position - Beginning				<u>412,651.30</u>		<u>412,651.30</u>
Net Position - Ending				<u>\$260,064.76</u>		<u>260,064.76</u>

The accompanying Notes to Basic Financial Statements are an integral part of this statement.

FUND FINANCIAL STATEMENTS

The Individual Fund statements and schedules present more detailed information for the individual fund in a format that segregates information fund type.

INTERLAKEN SCHOOL DISTRICT
Balance Sheet
Governmental Funds
For the Fiscal Year Ended June 30, 2023

	<u>General Fund</u>	<u>Total Governmental Funds</u>
ASSETS:		
Cash and Cash Equivalents	193,743.41	193,743.41
Receivable From Other Governments	7,694.12	7,694.12
Restricted Cash and Cash Equivalents		
Capital Reserve Account - Investment	36,497.78	36,497.78
Emergency Reserve Account - Cash	22,138.00	22,138.00
Unemployment Compensation - Cash	<u>73.97</u>	<u>73.97</u>
 Total Assets	 <u>\$260,147.28</u>	 <u>260,147.28</u>
 LIABILITIES AND FUND BALANCES:		
Liabilities:		
Accounts Payable:		
Payroll Deductions and Withholdings Payable	8.55	8.55
Unemployment Compensation Claims Payable	<u>73.97</u>	<u>73.97</u>
 Total Liabilities	 <u>82.52</u>	 <u>82.52</u>
Fund Balances:		
Restricted for:		
Capital Reserve	36,497.78	36,497.78
Emergency Reserve	22,138.00	22,138.00
Assigned to:		
Designated for Subsequent Year's Expenditures	31,658.00	31,658.00
Unassigned:		
General Fund	<u>169,770.98</u>	<u>169,770.98</u>
 Total Fund Balance	 <u>260,064.76</u>	 <u>260,064.76</u>
 Total Liabilities and Fund Balances	 <u>\$260,147.28</u>	 <u>260,147.28</u>

There are no reconciling amounts between the Governmental Funds Balance Sheet (B-1) and the Statement of Net Assets for Governmental Activities (A-1).

The accompanying Notes to Basic Financial Statements are an integral part of this statement.

INTERLAKEN SCHOOL DISTRICT
Statement of Revenues, Expenditures, and Changes in Fund Balances
Governmental Funds
For the Fiscal Year Ended June 30, 2023

	<u>General Fund</u>	<u>Total Governmental Funds</u>
REVENUES:		
Local Property Tax Levy	712,979.00	712,979.00
Interest Earned on Capital Reserve	310.40	310.40
Interest Earned on Demand Deposits	4,495.82	4,495.82
Unrestricted Miscellaneous Revenues	34.44	34.44
State Sources	<u>101,306.28</u>	<u>101,306.28</u>
 Total Revenues	 <u>819,125.94</u>	 <u>819,125.94</u>
EXPENDITURES:		
Current:		
Support Services:		
Tuition	769,074.49	769,074.49
Student & Instruction Related Services	11,964.50	11,964.50
General Administration	18,216.08	18,216.08
Central Services	27,427.17	27,427.71
Pupil Transportation	<u>145,030.24</u>	<u>145,030.24</u>
 Total Expenditures	 <u>971,712.48</u>	 <u>971,712.48</u>
 Excess (Deficiency) of Revenues Over (Under) Expenditures	 <u>(152,586.54)</u>	 <u>(152,586.54)</u>
 Net Change in Fund Balances	 (152,586.54)	 (152,586.54)
 Fund Balance - July 1	 <u>412,651.30</u>	 <u>412,651.30</u>
 Fund Balance - June 30	 <u>\$ 260,064.76</u>	 <u>260,064.76</u>

The accompanying Notes to Basic Financial Statements are an integral part of this statement.

INTERLAKEN SCHOOL DISTRICT
Reconciliation of the Statement of Revenues, Expenditures
and Changes in Fund Balances of Governmental Funds
To the Statement of Activities
For the Fiscal Year Ended June 30, 2023

Total net change in fund balances - governmental funds (from B-2)	<u>(152,586.54)</u>
No adjustments necessary	
Change in net position of governmental activities	<u>\$(152,586.54)</u>

The accompanying Notes to Basic Financial Statements are an integral part of this statement.

NOTES TO THE FINANCIAL STATEMENTS

INTERLAKEN SCHOOL DISTRICT
NOTES TO THE FINANCIAL STATEMENTS
JUNE 30, 2023

NOTE 1. SUMMARY OF SIGNIFICANT ACCOUNTING POLICIES

The financial statements of the Board of Education (Board) of the Interlaken School District (District) have been prepared in conformity with accounting principles generally accepted in the United States of America (GAAP) as applied to governmental units. The Governmental Accounting Standards Board (GASB) is the accepted standard-setting body for establishing governmental accounting and financial reporting principles. The more significant of the Board's accounting policies are described below.

A. Description of the District and Reporting Entity:

The Interlaken School District is a sending district located in the County of Monmouth, State of New Jersey. As a sending district, they have no operating schools and function independently through a Board of Education. The board is comprised of five members elected to three year-terms and is responsible for the fiscal control of the District.

The primary criterion for including activities within the District's reporting entity, as set forth in Section 2100 of the GASB Codification of Governmental Accounting and Financial Reporting Standards, is whether:

- the organization is legally separate (can sue or be sued in their own name)
- the District holds the corporate powers of the organization
- the District appoints a voting majority of the organization's board
- the District is able to impose its will on the organization
- the organization has the potential to impose a financial benefit/burden on the District
- there is a fiscal dependency by the organization on the District

Based on the aforementioned criteria, the District has no component units.

B. Basis of Presentation, Basis of Accounting:

The School District's basic financial statements consist of District-Wide statements, including a statement of net position and a statement of activities, and fund financial statements which provide a more detailed level of financial information.

Basis of Presentation

District-Wide Statements: The statement of net position and the statement of activities display information about the District as a whole. These statements include the financial activities of the overall District. Governmental activities generally are financed through taxes, intergovernmental revenues, and other nonexchange transactions.

The statement of net position presents the financial condition of the governmental activity of the School District at fiscal year end. The statement of activities presents a comparison between direct expenses and program revenues of the District and for each function of the District's governmental activities. Direct expenses are those that are specifically associated with a program or function and, therefore, are clearly identifiable to a particular function. Program revenues include (a) fees and charges paid by the recipients of goods or services offered by the programs and (b) grants and contributions that are restricted to meeting the operational or capital requirements of a particular program. Revenues that are not classified as program revenues, including all taxes, are presented as general revenues. The comparison of direct expenses with program revenues identifies the extent to which each governmental function is self-financing or draws from the general revenues of the School District.

INTERLAKEN SCHOOL DISTRICT
NOTES TO THE FINANCIAL STATEMENTS (CONTINUED)
JUNE 30, 2023

NOTE 1. SUMMARY OF SIGNIFICANT ACCOUNTING POLICIES (CONT'D):

B. Basis of Presentation, Basis of Accounting (Cont'd):

Fund Financial Statements: During the fiscal year, the School District segregates transactions related to certain School District functions or activities in separate funds in order to aid financial management and to demonstrate legal compliance. The fund financial statements provide information about the District's funds. The New Jersey Department of Education (NJDOE) has elected to require New Jersey districts to treat each governmental fund as a major fund in accordance with the option noted in GASB Statement No. 34, paragraph 76. The NJDOE believes that the presentation of all funds as major is important for public interest and to promote consistency among district financial reporting models.

The District reports the following governmental fund:

General Fund - The general fund is the general operating fund of the District and is used to account for all expendable financial resources except those required to be accounted for in another fund.

Special Revenue Fund - The special revenue fund issued to account for the proceeds of specific revenue from State and Federal Government, and local appropriations that are legally restricted to expenditures for specified purposes.

Basis of Accounting:

Basis of accounting determines when transactions are recorded in the financial records and reported on the financial statements.

District-Wide Financial Statements: The District-Wide financial statements are prepared using the accrual basis of accounting. Governmental funds use the modified accrual basis of accounting; the fiduciary funds use the accrual basis of accounting. Differences in the accrual and modified accrual basis of accounting arise in the recognition of revenue, the recording of deferred revenue, and in the presentation of expenses versus expenditures. Ad Valorem (Property) Taxes are susceptible to accrual as under New Jersey State Statute a municipality is required to remit to its school district the entire balance of taxes in the amount voted upon or certified, prior to the end of the school year. The District records the entire approved tax levy as revenue (accrued) at the start of the fiscal year, since the revenue is both measurable and available. The District is entitled to receive monies under the established payment schedule and the unpaid amount is considered to be an "accounts receivable". Revenue from grants, entitlements, and donations is recognized in the fiscal year in which all eligibility requirements have been satisfied.

Governmental Fund Financial Statements: Governmental funds are reported using the current financial resources measurement focus and the modified accrual basis of accounting. Under this method, revenues are recognized when measurable and available. "Measurable" means the amount of the transaction can be determined and "available" means collectible within the current period or soon enough thereafter to be used to pay liabilities of the current period. Expenditures are recorded when the related fund liability is incurred, except for principal and interest on general long-term debt, claims and judgments, and compensated absences, which are recognized as expenditures to the extent they have matured.

All governmental activities of the District follow FASB Statements and Interpretations issued on or before November 30, 1989, Accounting Principles Board Opinions, and Accounting Research Bulletins, unless those pronouncements conflict with GASB pronouncements.

INTERLAKEN SCHOOL DISTRICT
NOTES TO THE FINANCIAL STATEMENTS (CONTINUED)
JUNE 30, 2023

NOTE 1. SUMMARY OF SIGNIFICANT ACCOUNTING POLICIES (CONT'D):

C. Budgets/Budgetary Control:

Annual appropriated budgets are prepared in the spring of each year for the general, special revenue, and debt service funds. The budgets are submitted to the county office for approval and are voted upon at the annual school election on the third Tuesday in April. The Board previously voted to adopt P.L. 2011 c.202, effective January 17, 2012, which eliminated the annual voter referendum on budgets which meet the statutory tax levy cap limitations and board of education members are elected at the November general elections. Budgets are prepared using the modified accrual basis of accounting except for the special revenue fund as described later. The legal level of budgetary control is established at line item accounts within each fund. Line item accounts are defined as the lowest (most specific) level of detail as established pursuant to the minimum chart of accounts referenced in N.J.A.C. 6:20-2A.2(m)1. All budget amendments/transfers must be approved by School Board resolution. All budget amounts presented in the accompanying supplementary information reflect the original budget and the amended budget (which have been adjusted for legally authorized revisions of the annual budgets during the year).

Formal budgetary integration into the accounting system is employed as a management control device during the year. For governmental funds, there are no substantial differences between the budgetary basis of accounting and GAAP with the exception of the legally mandated revenue recognition of the last state aid payment for budgetary purposes only and the special revenue fund as presented in the Notes to Required Supplementary Information. Encumbrance accounting is also employed as an extension of formal budgetary integration in the governmental fund types. Unencumbered appropriations lapse at year end.

D. Assets, Liabilities, and Net Position/Fund Balance:

Cash, Cash Equivalents, and Investments:

Cash and cash equivalents include cash in banks and all highly liquid investments with a maturity of three months or less at time of purchase and are stated at cost plus accrued interest. The Board classifies certificates of deposit which have maturity dates of less than twelve months from date of purchase as investments and are stated at carrying amount. The difference between the carrying amount and market value is not material to the basic financial statements.

New Jersey school districts are limited as to the types of investments and types of financial institutions they may invest in. New Jersey Statute 18A:20-37 provides a list of permissible investments that may be purchased by New Jersey school districts. Additionally, the District has adopted a cash management plan that requires it to deposit public funds in public depositories protected from loss under the provisions of the Governmental Unit Deposit Protection Act (GUDPA). GUDPA was enacted in 1970 to protect Governmental Units from a loss of funds on deposit with a failed banking institution in New Jersey.

N.J.S.A. 17:9-41 et. seq. establishes the requirements for the security of deposits of governmental units. The statute requires that no governmental unit shall deposit public funds in a depository unless such funds are secured in accordance with the Act. Public depositories include Savings and Loan institutions, banks (both state and national banks) and savings banks the deposits of which are federally insured. All public depositories must pledge collateral, having a market value of at least equal to five percent of the average daily balance of collected public funds, to secure the deposits of Governmental Units. If a public depository fails, the collateral it has pledged, plus the collateral of all other public depositories, is available to pay the full amount of their deposits to the Governmental Units.

INTERLAKEN SCHOOL DISTRICT
NOTES TO THE FINANCIAL STATEMENTS (CONTINUED)
JUNE 30, 2023

NOTE 1. SUMMARY OF SIGNIFICANT ACCOUNTING POLICIES (CONT'D):

D. Assets, Liabilities, and Net Position/Fund Balance (Cont'd):

Allowance for Uncollectible Accounts:

No allowance for uncollectible accounts has been recorded as all amounts are considered collectible.

Capital Assets:

The District has no capital assets.

Accrued Liabilities and Long-Term Obligations:

All payables, accrued liabilities, and long-term obligations are reported on the District-Wide financial statements. In general, governmental fund payables and accrued liabilities that, once incurred, are paid in a timely manner and in full from current financial resources are reported as obligations of the funds.

Net Position:

Net position represent the difference between assets and liabilities.

Fund Balance:

Beginning with the fiscal year 2011, the District implemented GASB Statement No. 54 "Fund Balance Reporting and Governmental Fund Type Definition". The School District reports fund balance in classification that comprise a hierarchy based primarily on the extent to which the School District is bound to honor constraints on the specific purposes for which amounts in those funds can be spent. The School District's classification, and policies for determining such classifications, are as follows:

Nonspendable - The nonspendable fund balance classification includes amounts that cannot be spent because they are either not in spendable form or are legally or contractually required to be maintained intact. The "not in spendable form" criterion includes items that are not expected to be converted to cash, such as inventories and prepaid amounts.

Restricted - The restricted fund balance classification includes amounts that are restricted to specific purposes. Such restrictions, or constraints, are placed on the use of resources either by being (1) externally imposed by creditors, grantors, contributors, or laws or regulations of other governments; or (2) imposed by law through constitutional provisions or enabling legislation.

Committed - The committed fund balance classification includes amounts that can only be used for specific purposes pursuant to constraints imposed by formal action of the School District's highest level of decision-making authority, which, for the School District, is the Board of Education. Such formal action consists of an affirmative vote by the Board of Education, memorialized by the adoption of a resolution. Once committed, amounts cannot be used for any other purpose unless the Board of Education removes, or changes the specified use by taking the same type of action (resolution) it employed to previously commit to those amounts.

Assigned - The assigned fund balance classification includes amounts that are constrained by the School District's intent to be used for specific purposes, but are neither restricted nor committed. Intent is expressed by either the Board of Education or by the business administrator, to which the Board of Education has delegated the authority to assign amounts to be used for specific purposes. Such authority of the business administrator is established by way of a formal job description for the position, approved by the Board of Education.

INTERLAKEN SCHOOL DISTRICT
NOTES TO THE FINANCIAL STATEMENTS (CONTINUED)
JUNE 30, 2023

NOTE 1. SUMMARY OF SIGNIFICANT ACCOUNTING POLICIES (CONT'D):

D. Assets, Liabilities, and Net Position/Fund Balance (Cont'd):

Unassigned - The unassigned fund balance classification is the residual classification for the general fund. This classification represents fund balance that has not been assigned to other funds and that has not been restricted, committed, or assigned to specific purposes within the general fund. The general fund is the only fund that reports a positive unassigned fund balance amount. In other governmental funds, if expenditures incurred for specific purposes exceed the amounts restricted, committed, or assigned to those purposes, it may be necessary to report a negative unassigned fund balance.

When an expenditure is incurred for purposes for which both restricted and unrestricted fund balances are available, it is the policy of the School District to spend restricted fund balance first. Moreover, when an expenditure is incurred for purposes for which amounts in any of the unrestricted fund balance classifications can be used, it is the policy of the School District to spend fund balances, if appropriate, in the following order: committed, assigned, then unassigned.

Revenue - Exchange and Nonexchange Transactions:

Revenue resulting from exchange transactions, in which each party gives and receives essentially equal value, is recorded on the accrual basis when the exchange takes place. On the modified accrual basis, revenue is recorded in the fiscal year in which the resources are measurable and become available. Available means the resources will be collected within the current fiscal year or are expected to be collected soon enough thereafter to be used to pay liabilities of the current fiscal year. For the District, available means within sixty days of the fiscal year-end.

Nonexchange transactions, in which the School District receives value without directly giving equal value in return, include property taxes, income taxes, grants, entitlements and donations. On the accrual basis, revenue from property taxes is recognized in the fiscal year for which the taxes are levied. Revenue from income taxes is recognized in the period in which all eligibility requirements have been satisfied. Eligibility requirements include timing requirements, which specify the year when the resources are required to be used or the fiscal year when use is first permitted; matching requirements, in which the School District must provide local resources to be used for a specified purpose; and expenditures requirements, in which the resources are provided to the School District on a reimbursement basis. On the modified accrual basis, revenue from nonexchange transactions must also be available before it can be recognized.

Under the modified accrual basis, the following revenue sources are considered to be both measurable and available at fiscal year-end: property taxes available as an advance, interest and tuition.

Management Estimates:

The preparation of financial statements in conformity with GAAP requires management to make estimates and assumptions that affect the reported amounts of revenues and expenditures/expenses during the reporting period. Actual results could differ from those estimates.

E. New Accounting Standards:

During fiscal year 2023, the District adopted the following GASB statements:

- GASB Statement No. 91, *Conduit Debt Obligations*. The objective of this Statement is to provide a single method of reporting conduit debt obligations. Implementation of this Statement did not impact the District's financial statements.
- GASB Statement No. 94, *Public-Private and Public-Public Partnerships and Availability Payment Arrangements*. The primary objectives of this Statement is to improve financial reporting by addressing issues related to public-private and public-public partnership arrangements. Implementation of this Statement did not impact the District's financial statements.

INTERLAKEN SCHOOL DISTRICT
NOTES TO THE FINANCIAL STATEMENTS (CONTINUED)
JUNE 30, 2023

NOTE 1. SUMMARY OF SIGNIFICANT ACCOUNTING POLICIES (CONT'D):

E. New Accounting Standards (Cont'd):

During fiscal year 2023, the District adopted the following GASB statements (Cont'd):

- GASB Statement No. 96, *Subscription-Based Information Technology Arrangements*. The objective of this Statement is to provide guidance on the accounting and financial reporting for subscription-based information technology arrangements. Implementation of this Statement did not impact the District's financial statements.
- GASB Statement No. 99, *Omnibus 2022*. The objectives of this Statement are to enhance comparability in accounting and financial reporting and to enhance the consistency of authoritative literature by addressing (1) practice issues that have been identified during implementation and application of certain GASB Statements and (2) accounting and financial reporting guarantees. Implementation of this Statement did not impact the District's financial statements.

Other accounting standards that the District is currently reviewing for applicability and potential impact on the financial statements include:

- GASB Statement No. 100, *Accounting Changes and Error Correction - an amendment of GASB*, will be effective for the year ended June 30, 2024. The objective of this Statement is to enhance accounting and financial reporting requirements for accounting changes and error corrections to provide more understandable, reliable, relevant, consistent and comparable information for making decisions or assessing accountability. Management does not expect this Statement to impact the financial statements.
- GASB Statement No. 101, *Compensated Absences*, will be effective for the year ended June 30, 2025. The objective of this Statement is to better meet the information needs of financial statement users by updating the recognition and measurement guidance under a unified model and by amending certain previously required disclosures. Management does not expect this Statement to impact the financial statements.

NOTE 2. CASH AND CASH EQUIVALENTS AND INVESTMENTS

The District is governed by the deposit and investment limitations of New Jersey state law. The deposits and investments held at June 30, 2023, and reported at fair value, are as follows:

<u>Type</u>	<u>Rating</u>	<u>Maturities</u>	<u>Carrying Value</u>
Deposits:			
Demand Deposits			215,955.38
Investments:			
Certificate Deposit	N/A	07/31/23	36,497.78
Total deposits and investments			\$252,453.16
Reconciliation of Statement of Net Position			
Cash and Cash Equivalents			193,743.41
Capital Reserve Account - Investments			36,497.78
Emergency Reserve Account - Cash			22,138.00
Unemployment Compensation Account - Cash			73.97
			\$252,453.16

Custodial Credit Risk - Deposits in financial institutions, reported as components of cash, cash equivalents, and investments had a bank balance of \$561,385.58 at June 30, 2023. Of the bank balance \$250,000.00 was fully insured by depository insurance and \$311,385.58 was secured by a collateral held by the bank, but not in the District's name as required by New Jersey statutes.

INTERLAKEN SCHOOL DISTRICT
NOTES TO THE FINANCIAL STATEMENTS (CONTINUED)
JUNE 30, 2023

NOTE 2. CASH AND CASH EQUIVALENTS AND INVESTMENTS (CONT'D):

Investment Interest Rate Risk - The District has no formal investment policy that limits investment maturities as a means of managing its exposure to fair value losses arising from increasing interest rates. Maturities of investments held at June 30, 2023, are provided in the above schedule.

Investment Credit Risk - The District has no investment policy that limits its investment choices other than the limitation of state law as follows:

1. Bond or other obligations of the United States of America or obligations guaranteed by the United States of America;
2. Government money market mutual funds;
3. Any obligation that a federal agency or federal instrumentality has issued in accordance with an act of Congress, which security has a maturity date not greater than 397 days from the date of purchase, provided that such obligations bear a fixed rate of interest not dependent on any index or other external factor.
4. Bonds or other obligations of the school district or bonds or other obligations of the local unit or units within which the school district is located;
5. Bonds or other obligations, having a maturity date of not more than 397 days from the date of purchase, approved by the Division of Investment in the Department of Treasury for investment by school district;
6. Local governments investment pools;
7. Deposits with the State of New Jersey Cash Management Fund established pursuant to section 1 of P.L. 1977, c.281; or
8. Agreements for the repurchase of fully collateralized securities.

Concentration of Investment Credit Risk - The District places no limit on the amount it may invest in any one issuer. At June 30, 2023, all of the District's investments are with Citizens Bank.

NOTE 3. CAPITAL RESERVE ACCOUNT

A capital reserve account was established by the Interlaken Board of Education prior to July 18, 2000 and therefore shall be utilized for the original purpose for which funds were deposited N.J.A.C.6A:26-9.1(h).

Capital reserve accounts may be established by New Jersey School Districts for the accumulation of funds for use as capital outlay expenditures in subsequent fiscal years. A capital reserve account is maintained in the general fund and its activity is included in the general fund annual budget.

Funds placed in the capital reserve account are restricted to capital outlay expenditures and transfers of such funds for other uses are prohibited pursuant to N.J.S.A. 18A:22-8-2. Funds withdrawn from the account must be included in the annual budget certified for taxes as a revenue labeled withdrawal from capital reserve account. Post-April 2004 transfers must be in compliance with P.L.2004, c.73 (S1701).

Increases in the account from sources other than investment income cannot exceed the amount appropriated in the annual budget certified for taxes as an increase in the capital reserve account.

The activity of the capital reserve for the July 1, 2022 to June 30, 2023 fiscal year is as follows:

Balance, July 1, 2022	\$36,187.38
Interest Earnings	310.40
Deposits:	
Approved in District Budget	.00
Withdrawals:	
Board Resolution	.00
Balance, June 30, 2023	<u>\$36,497.78</u>

INTERLAKEN SCHOOL DISTRICT
NOTES TO THE FINANCIAL STATEMENTS (CONTINUED)
JUNE 30, 2023

NOTE 4. EMERGENCY RESERVE ACCOUNT

An emergency reserve account was established through a Board resolution by the School District in the amount of \$40,000.00 on June 14, 2021. The accumulation of funds will be used to finance unanticipated General Fund current expenditures required for a thorough and efficient education in subsequent fiscal years.

Funds placed in the emergency reserve are restricted to finance reasonably unforeseeable costs and shall not include additional costs due to poor planning. A District may appropriate funds into the emergency reserve in the annual General Fund budget certified for taxes or by transfer by board resolution at year end of any unanticipated revenue or unexpended line item appropriation amounts or both. Withdrawals from the reserve require the approval of the Commissioner unless the withdrawal is necessary to meet an increase in total health care costs in excess of four percent or the withdrawal is included in the original budget certified for taxes to finance school security improvements to school facilities pursuant to 18A:7G-6(c)1. Pursuant to N.J.A.C. 6A:23A-14.4(A), the balance in the reserve cannot at any time exceed the greater of \$250,000 or one percent of the school district's General Fund budget as certified for taxes up to a maximum of \$1,000,000.

The activity of the emergency reserve for the fiscal year ended June 30, 2023 is as follows:

Beginning, July 1, 2022	\$87,628.00
Deposits:	
Board Resolution	.00
Approved in District Budget	.00
Withdrawals:	
Approved in District Budget	(.00)
Commissioner Approval	<u>(65,500.00)</u>
Balance, June 30, 2023	<u>\$22,128.00</u>

NOTE 5. RECEIVABLES

Receivables at June 30, 2023, consisted of interfund and intergovernmental accounts. All receivables are considered collectible in full. A summary of the principal items of receivables follows:

	<u>Governmental Fund Financial Statements</u>	<u>District-Wide Financial Statements</u>
State Aid	7,647.88	7,647.88
Payroll Taxes Overpayment	<u>46.24</u>	<u>46.24</u>
Gross Receipts	7,694.12	7,694.12
Less: Allowance for Uncollectibles	.00	.00
Total Receivables, Net	<u>\$7,694.12</u>	<u>7,694.12</u>

NOTE 6. CAPITAL ASSETS

There are no capital assets as of June 30, 2023.

NOTE 7. FUND BALANCE APPROPRIATED

General Fund - Of the \$260,064.76 General Fund fund balance at June 30, 2023, \$.00 has been restricted for excess surplus; \$36,497.78 has been restricted for the Capital Reserve Account; \$22,138.00 has been restricted for Emergency Reserve Account; \$31,658.00 has been assigned to be designated for subsequent years' expenditures and included as anticipated revenue for the year ending June 30, 2024; \$169,770.98 is unassigned.

INTERLAKEN SCHOOL DISTRICT
NOTES TO THE FINANCIAL STATEMENTS (CONTINUED)
JUNE 30, 2023

NOTE 8. CALCULATION OF EXCESS SURPLUS

In accordance with N.J.S.A. 18A:7F-7, as amended by P.L. 2005, c.73 (S1701), the designation for Restricted Fund Balance -Excess Surplus is a required calculation pursuant to the New Jersey Comprehensive Educational Improvement and Financing Act of 1996 (CEIFA). New Jersey school districts are required to reserve General Fund fund balance at the fiscal year end of June 30, if they did not appropriate a required minimum amount as budgeted fund balance in their subsequent years' budget. The excess fund balance at June 30, 2023 is \$.00.

NOTE 9. CONTINGENT LIABILITIES

There were no liabilities, contingent or otherwise, which were not provided for by budget appropriation or insurance coverage.

NOTE 10. PENSION PLANS

The District had no prior years employees required to be covered by either the Public Employees Retirement System (PERS) or the Teachers' Pension an Annuity Fund (TPAF). The District's only part-time employee enrolled to be covered under the T.P.A.F. during this fiscal year. The measurement period for the pension expense and revenue to be reported in the District's financial statements as of June 30, 2023 is based upon changes in the collective net pension liability with a measurement period of June 30, 2021 through June 30, 2022. Accordingly since the District had no employees enrolled during the measurement period there is no revenue, expense or pension liability associated with the District to be reported.

NOTE 11. POSTEMPLOYMENT BENEFITS OTHER THAN PENSIONS (OPEB)

The District has no retired or current employees receiving any benefits.

NOTE 12. RISK MANAGEMENT

The District is exposed to various risks of loss related to torts; theft of, damage to, and destruction of assets; errors and omissions; injuries to employees; and natural disasters.

Property and Liability Insurance - The District maintains commercial insurance coverage for property, liability and surety bonds. A complete schedule of insurance coverage can be found in the Statistical Section of this Annual Comprehensive Financial Report.

New Jersey Unemployment Compensation Insurance - The District has elected to fund its New Jersey Unemployment Compensation Insurance under the "Benefit Reimbursement Method". Under this plan, the District is required to reimburse the New Jersey Unemployment Trust Fund for benefits paid to its former employees and charged to its account with the State. The District is billed quarterly for amounts due to the State. The following is a summary of District contributions, employee contributions, reimbursements to the State for benefits paid and the ending balance of the District's unemployment compensation fund for the current and previous two years:

<u>Fiscal Year</u>	<u>Interest Earnings/</u>		<u>Amount</u>	<u>Ending</u>
	<u>District</u>	<u>Employee</u>		
	<u>Contributions</u>	<u>Contributions</u>	<u>Reimbursed</u>	<u>Balance</u>
2022-2023	.00	55.48	.00	73.97*
2021-2022	.00	18.49	.00	18.49
2020-2021	.00	.12	.00	.00

*Unemployment claims payable (unspent employee deductions)

NOTE 13. SUBSEQUENT EVENTS

Management has reviewed and evaluated all events and transactions that occurred between June 30, 2023 and November 30, 2023, the date that the financial statements were available to be issued for possible disclosure and recognition in the financial statements, and no items have come to the attention of the District that would require disclosure.

REQUIRED SUPPLEMENTARY INFORMATION - PART II

BUDGETARY COMPARISON SCHEDULES

INTERLAKEN SCHOOL DISTRICT
General Fund
Budgetary Comparison Schedule
For the Fiscal Year Ended June 30, 2023
(Unaudited)

	<u>Original Budget</u>	<u>Final Transfers</u>	<u>Final Budget</u>	<u>Actual</u>	<u>Variance Final to Actual Favorable (Unfavorable)</u>
REVENUES:					
Local Sources:					
Local Tax Levy	712,979.00	.00	712,979.00	712,979.00	.00
Interest Earned on Capital Reserve Funds	10.00	.00	10.00	310.40	300.40
Interest Earned on Current Expense Emergency Reserve	50.00	.00	50.00	.00	(50.00)
Unrestricted Miscellaneous Revenues	<u>440.00</u>	<u>.00</u>	<u>440.00</u>	<u>4,530.26</u>	<u>4,090.26</u>
Total Local Sources	<u>713,479.00</u>	<u>.00</u>	<u>713,479.00</u>	<u>717,819.66</u>	<u>4,340.66</u>
State Sources:					
Transportation Aid	35,061.00	.00	35,061.00	35,061.00	.00
Special Education Categorical Aid	40,826.00	.00	40,826.00	40,826.00	.00
Security Aid	1,612.00	.00	1,612.00	1,612.00	.00
Adjustment Aid	16,821.00	.00	16,821.00	16,821.00	.00
Reimbursed Nonpublic School Transportation Costs	.00	.00	.00	7,412.00	7,412.00
Reimbursed TPAF Social Security Contributions (Non-Budgeted)	<u>.00</u>	<u>.00</u>	<u>.00</u>	<u>1,415.28</u>	<u>1,415.28</u>
Total State Sources	<u>94,320.00</u>	<u>.00</u>	<u>94,320.00</u>	<u>103,147.28</u>	<u>8,827.28</u>
Total Revenues	<u>807,799.00</u>	<u>.00</u>	<u>807,799.00</u>	<u>820,966.94</u>	<u>13,167.94</u>
EXPENDITURES:					
Current Expense:					
Undistributed Expenditures - Instruction:					
Tuition to Other LEAS Within the State - Regular	456,136.00	232,809.00	688,945.00	688,944.80	.20
Tuition to Other LEAS Within the State - Special	149,382.00	(69,252.00)	80,130.00	80,129.69	.31
Tuition to County Vocational School Districts - Regular	6,885.00	(6,885.00)	.00	.00	.00
Tuition - Other	<u>22,300.00</u>	<u>(22,300.00)</u>	<u>.00</u>	<u>.00</u>	<u>.00</u>
Total Undistributed Expenditures - Instruction	<u>634,703.00</u>	<u>134,372.00</u>	<u>769,075.00</u>	<u>769,074.49</u>	<u>.51</u>
Undistributed Expenditures - Speech, OT, PT, Related Services:					
Purchased Professional - Educational Services	<u>17,103.00</u>	<u>(5,398.97)</u>	<u>11,704.03</u>	<u>11,589.50</u>	<u>114.53</u>
Total Undistributed Expenditures - Speech, OT, PT, Related Services	<u>17,103.00</u>	<u>(5,398.97)</u>	<u>11,704.03</u>	<u>11,589.50</u>	<u>114.53</u>
Undistributed Expenditures - Child Study Team:					
Purchased Professional - Educational Services	<u>2,500.00</u>	<u>(2,125.00)</u>	<u>375.00</u>	<u>375.00</u>	<u>.00</u>
Total Undistributed Expenditures - Child Study Team	<u>2,500.00</u>	<u>(2,125.00)</u>	<u>375.00</u>	<u>375.00</u>	<u>.00</u>

INTERLAKEN SCHOOL DISTRICT
General Fund
Budgetary Comparison Schedule
For the Fiscal Year Ended June 30, 2023
(Unaudited)

	<u>Original Budget</u>	<u>Final Transfers</u>	<u>Final Budget</u>	<u>Actual</u>	<u>Variance Final to Actual Favorable (Unfavorable)</u>
EXPENDITURES: (Continued):					
Undistributed Expenditures - Support Services General Administration:					
Legal Services	5,000.00	(418.00)	4,582.00	4,570.50	11.50
Audit Fees	5,300.00	(100.00)	5,200.00	5,200.00	.00
Other Purchased Professional Services	740.00	260.00	1,000.00	998.76	1.24
Miscellaneous Purchased Services	7,450.00	(98.00)	7,352.00	7,351.82	.18
BOE Membership Dues and Fees	<u>95.00</u>	<u>.00</u>	<u>95.00</u>	<u>95.00</u>	<u>.00</u>
Total Undistributed Expenditures - Support Services General Administration	<u>18,585.00</u>	<u>(356.00)</u>	<u>18,229.00</u>	<u>18,216.08</u>	<u>12.92</u>
Undistributed Expenditures - Central Services:					
Salaries	18,500.00	.00	18,500.00	18,499.92	.08
Purchased Technical Services	5,200.00	1,987.00	7,187.00	7,186.00	1.00
Other Objects	<u>.00</u>	<u>325.97</u>	<u>325.97</u>	<u>325.97</u>	<u>.00</u>
Total Undistributed Expenditures - Central Services	<u>23,700.00</u>	<u>2,312.97</u>	<u>26,012.97</u>	<u>26,011.89</u>	<u>1.08</u>
Undistributed Expenditures - Student Transportation Services:					
Contracted Services - Aid in Lieu of Payments - Nonpublic Students	22,000.00	(5,705.00)	16,295.00	16,173.15	121.85
Contracted Services (Between Home and School) - Joint Agreement	50,000.00	10,130.00	60,130.00	60,130.00	.00
Contracted Services (Regular Students) - ESC's and CTSA's	5,000.00	2,950.00	7,950.00	7,950.00	.00
Contracted Services (Special Ed. Students) - ESC's and CTSA's	<u>114,500.00</u>	<u>(53,720.00)</u>	<u>60,780.00</u>	<u>60,777.09</u>	<u>2.91</u>
Total Undistributed Expenditures - Student Transportation Services	<u>191,500.00</u>	<u>(46,345.00)</u>	<u>145,155.00</u>	<u>145,030.24</u>	<u>124.76</u>
On-Behalf TPAF Social Security Contribution (Non-Budgeted)	<u>.00</u>	<u>.00</u>	<u>.00</u>	<u>1,415.28</u>	<u>(1,415.28)</u>
Total On-Behalf Contributions	<u>.00</u>	<u>.00</u>	<u>.00</u>	<u>1,415.28</u>	<u>(1,415.28)</u>
Total Undistributed Expenditures	888,091.00	82,460.00	970,551.00	971,712.48	(1,161.48)
Interest Earned on Current Expense Emergency Reserve	<u>10.00</u>	<u>.00</u>	<u>10.00</u>	<u>.00</u>	<u>10.00</u>
Total Expenditures - Current Expenses	<u>888,101.00</u>	<u>82,460.00</u>	<u>970,561.00</u>	<u>971,712.48</u>	<u>(1,151.48)</u>
Capital Outlay:					
Interest Deposit to Capital Reserve	<u>50.00</u>	<u>.00</u>	<u>50.00</u>	<u>.00</u>	<u>50.00</u>
Total Capital Outlay	<u>50.00</u>	<u>.00</u>	<u>50.00</u>	<u>.00</u>	<u>50.00</u>

INTERLAKEN SCHOOL DISTRICT
General Fund
Budgetary Comparison Schedule
For the Fiscal Year Ended June 30, 2023
(Unaudited)

	<u>Original Budget</u>	<u>Final Transfers</u>	<u>Final Budget</u>	<u>Actual</u>	Variance Final to Actual Favorable (Unfavorable)
EXPENDITURES: (Continued):					
Total Expenditures	888,151.00	82,460.00	970,611.00	971,712.48	(1,101.48)
Excess (Deficiency) of Revenues Over (Under) Expenditures	(80,352.00)	(82,460.00)	(162,812.00)	(150,745.54)	12,066.46
Fund Balances - July 1	420,242.30	.00	420,242.30	420,242.30	.00
Fund Balances - June 30	<u>339,890.30</u>	<u>(82,460.00)</u>	<u>257,430.30</u>	<u>269,496.76</u>	<u>12,066.46</u>
Recapitulation:					
Restricted Fund Balance:					
Capital Reserve				36,497.78	
Emergency Reserve				22,138.00	
Assigned Fund Balance:					
Designated for Subsequent Year's Expenditures				31,658.00	
Unassigned Fund Balance				<u>179,202.98</u>	
				269,496.76	
Reconciliation to Governmental Funds Statement (GAAP):					
Last Two State Aid Payments not recognized on GAAP Basis				<u>(9,432.00)</u>	
Fund Balance per Governmental Funds (GAAP)				<u>\$260,064.76</u>	

**NOTES TO THE REQUIRED SUPPLEMENTARY
INFORMATION - PART II**

INTERLAKEN SCHOOL DISTRICT
Notes to Required Supplementary Information
Budget-to-GAAP Reconciliation
For the Fiscal Year Ended June 30, 2023
(Unaudited)

Note A - Explanation of Differences between Budgetary Inflows and Outflows and GAAP Revenues and Expenditures

	<u>General Fund</u>
Sources/inflows of revenue	
Actual amounts (budgetary) "revenues" from the budgetary comparison schedules	820,966.94
Difference - budget to GAAP:	
State aid payment recognized for GAAP statements in the current year, previously recognized for budgetary purposes.	7,591.00
State aid payment recognized for budgetary purposes, not recognized for GAAP statements until the subsequent year.	<u>(9,432.00)</u>
Total revenues as reported for budgetary purposes, not recognized for GAAP statements until the subsequent year.	<u>\$819,125.94</u>
Uses/outflows of resources	
Actual amounts (budgetary basis) "total outflows" from the budgetary comparison schedule	<u>971,712.48</u>
No differences - budget to GAAP	
Total expenditures as reported on the statement of revenues, expenditures, and changes in fund balances - governmental funds.	<u>\$971,712.48</u>

STATISTICAL SECTION (Unaudited)

Interlaken School District
Net Position by Component
Last Ten Fiscal Years
(accrual basis of accounting)
Unaudited

	2014	2015	2016	2017	2018	2019	2020	2021	2022	2023
Governmental activities										
Invested in capital assets, net of related debt	\$ -	\$ -	\$ -	\$ -	\$ -	\$ -	\$ -	\$ -	\$ -	\$ -
Restricted	35,619	35,685	166,089	240,481	288,265	226,491	139,431	234,021	190,777	58,636
Unrestricted	66,776	149,671	266,719	280,823	265,389	271,748	290,049	247,846	221,874	201,429
Total governmental activities net position	<u>\$ 102,395</u>	<u>\$ 185,356</u>	<u>\$ 432,808</u>	<u>\$ 521,304</u>	<u>\$ 553,654</u>	<u>\$ 498,239</u>	<u>\$ 429,480</u>	<u>\$ 481,867</u>	<u>\$ 412,651</u>	<u>\$ 260,065</u>
Business-type activities										
Invested in capital assets, net of related debt	\$ -	\$ -	\$ -	\$ -	\$ -	\$ -	\$ -	\$ -	\$ -	\$ -
Restricted	-	-	-	-	-	-	-	-	-	-
Unrestricted	-	-	-	-	-	-	-	-	-	-
Total business-type activities net position	<u>\$ -</u>	<u>\$ -</u>	<u>\$ -</u>	<u>\$ -</u>	<u>\$ -</u>	<u>\$ -</u>	<u>\$ -</u>	<u>\$ -</u>	<u>\$ -</u>	<u>\$ -</u>
District-wide										
Invested in capital assets, net of related debt	\$ -	\$ -	\$ -	\$ -	\$ -	\$ -	\$ -	\$ -	\$ -	\$ -
Restricted	35,619	35,685	166,089	240,481	288,265	226,491	139,431	234,021	190,777	58,636
Unrestricted	66,776	149,671	266,719	280,823	265,389	271,748	290,049	247,846	221,874	201,429
Total district net position	<u>\$ 102,395</u>	<u>\$ 185,356</u>	<u>\$ 432,808</u>	<u>\$ 521,304</u>	<u>\$ 553,654</u>	<u>\$ 498,239</u>	<u>\$ 429,480</u>	<u>\$ 481,867</u>	<u>\$ 412,651</u>	<u>\$ 260,065</u>

Source: ACFR Schedule A-1

Interlaken School District
Changes in Net Assets/Net Position, Last Ten Fiscal Years
(accrual basis of accounting)
Unaudited

Net (Expense)/Revenue										
Governmental activities	\$ 792,602	\$ 815,600	\$ 671,992	\$ 841,582	\$ 661,478	\$ 727,553	\$ 750,407	\$ 659,539	\$ 792,079	\$ 971,713
Business-type activities	-	-	-	-	-	-	-	-	-	-
Total district-wide net expense	<u>\$ 792,602</u>	<u>\$ 815,600</u>	<u>\$ 671,992</u>	<u>\$ 841,582</u>	<u>\$ 661,478</u>	<u>\$ 727,553</u>	<u>\$ 750,407</u>	<u>\$ 659,539</u>	<u>\$ 792,079</u>	<u>\$ 971,713</u>
General Revenues and Other Changes in Net Position										
Governmental activities:										
Property taxes levied for general purposes, net	\$ 737,345	\$ 835,397	\$ 834,003	\$ 846,079	\$ 619,403	\$ 593,808	\$ 605,684	\$ 640,339	\$ 640,339	\$ 712,979
Unrestricted grants and contributions	70,943	62,685	79,515	81,563	65,974	70,733	69,370	70,400	82,209	101,306
Payments in lieu of taxes	-	-	-	-	-	-	-	-	-	-
Investment earnings	210	479	328	2,435	7,800	6,797	5,345	473	316	4,806
Miscellaneous income	263	-	5,598	-	652	799	1,250	714	-	35
Transfers	7,418	-	-	-	-	-	-	-	-	-
Cancellation of prior year accounts receivable	-	-	-	-	-	-	-	-	-	-
Total governmental activities	<u>\$ 816,179</u>	<u>\$ 898,561</u>	<u>\$ 919,444</u>	<u>\$ 930,077</u>	<u>\$ 693,829</u>	<u>\$ 672,137</u>	<u>\$ 681,649</u>	<u>\$ 711,926</u>	<u>\$ 722,864</u>	<u>\$ 819,126</u>
Business-type activities:										
Investment earnings	-	-	-	-	-	-	-	-	-	-
Transfers	-	-	-	-	-	-	-	-	-	-
Total business-type activities	-	-	-	-	-	-	-	-	-	-
Total district-wide	<u>\$ 816,179</u>	<u>\$ 898,561</u>	<u>\$ 919,444</u>	<u>\$ 930,077</u>	<u>\$ 693,829</u>	<u>\$ 672,137</u>	<u>\$ 681,649</u>	<u>\$ 711,926</u>	<u>\$ 722,864</u>	<u>\$ 819,126</u>
Change in Net Position										
Governmental activities	\$ 23,577	\$ 82,961	\$ 247,452	\$ 88,495	\$ 32,351	\$ (55,416)	\$ (68,758)	\$ 52,387	\$ (69,215)	\$ (152,587)
Business-type activities	-	-	-	-	-	-	-	-	-	-
Total district	<u>\$ 23,577</u>	<u>\$ 82,961</u>	<u>\$ 247,452</u>	<u>\$ 88,495</u>	<u>\$ 32,351</u>	<u>\$ (55,416)</u>	<u>\$ (68,758)</u>	<u>\$ 52,387</u>	<u>\$ (69,215)</u>	<u>\$ (152,587)</u>

Source: ACFR Schedule A-2

Interlaken School District
Fund Balances - Governmental Funds
Last Ten Fiscal Years
(modified accrual basis of accounting)
Unaudited

	<u>2014</u>	<u>2015</u>	<u>2016</u>	<u>2017</u>	<u>2018</u>	<u>2019</u>	<u>2020</u>	<u>2021</u>	<u>2022</u>	<u>2023</u>
General Fund										
Reserved	-	-	-	-	-	-	-	-	-	-
Unreserved	-	-	-	-	-	-	-	-	-	-
Restricted	35,619	35,685	166,089	240,481	288,265	226,491	139,431	234,021	190,778	58,636
Committed	-	-	-	-	-	-	-	-	-	-
Assigned	5,000	-	5,000	17,879	19,189	22,493	43,005	1,393	13,389	31,658
Unassigned	61,776	149,671	261,719	262,944	246,200	249,255	247,044	246,453	208,484	169,771
Total general fund	<u>\$ 102,395</u>	<u>\$ 185,356</u>	<u>\$ 432,808</u>	<u>\$ 521,304</u>	<u>\$ 553,654</u>	<u>\$ 498,239</u>	<u>\$ 429,480</u>	<u>\$ 481,867</u>	<u>\$ 412,651</u>	<u>\$ 260,065</u>
All Other Governmental Funds										
Reserved	\$ -	\$ -	\$ -	\$ -	\$ -	\$ -	\$ -	\$ -	\$ -	\$ -
Unreserved	-	-	-	-	-	-	-	-	-	-
Restricted	-	-	-	-	-	-	-	-	-	-
Committed	-	-	-	-	-	-	-	-	-	-
Assigned	-	-	-	-	-	-	-	-	-	-
Unassigned	-	-	-	-	-	-	-	-	-	-
Total all other governmental funds	<u>\$ -</u>	<u>\$ -</u>	<u>\$ -</u>	<u>\$ -</u>	<u>\$ -</u>	<u>\$ -</u>	<u>\$ -</u>	<u>\$ -</u>	<u>\$ -</u>	<u>\$ -</u>

Source: ACFR Schedule B-1

Interlaken School District
Changes in Fund Balances - Governmental Funds
Last Ten Fiscal Years
Unaudited

	2014	2015	2016	2017	2018	2019	2020	2021	2022	2023
Revenues										
Tax levy	\$ 737,345	\$ 835,397	\$ 834,003	\$ 846,079	\$ 619,403	\$ 593,808	\$ 605,684	\$ 640,339	\$ 640,339	\$ 712,979
Tuition charges	-	-	-	-	-	-	-	-	-	-
Interest earnings	210	479	328	2,435	7,800	6,797	5,345	473	316	4,806
Miscellaneous	263	-	5,598	-	652	799	1,250	714	-	35
State sources	70,943	62,685	79,515	81,563	65,974	70,733	69,370	70,400	82,209	101,306
Federal sources	-	-	-	-	-	-	-	-	-	-
Total revenue	\$ 808,761	\$ 898,561	\$ 919,444	\$ 930,077	\$ 693,829	\$ 672,137	\$ 681,649	\$ 711,926	\$ 722,864	\$ 819,126
Expenditures										
Instruction										
Home	-	-	-	-	5,100	-	-	-	-	-
Support Services:										
Tuition	539,065	544,896	476,390	558,842	448,646	532,628	546,781	496,435	572,381	769,075
Student & Instruction Related Services	48,488	80,411	32,094	84,480	66,571	54,222	76,996	40,385	23,691	11,965
General Administration	88,510	61,490	29,990	37,213	29,095	24,981	15,353	18,524	24,722	18,216
Central Services	96,066	19,925	20,776	21,430	20,381	21,496	22,176	22,958	31,084	27,427
Student Transportation	20,473	108,878	112,742	142,617	91,685	94,226	75,581	72,952	140,201	145,030
Unallocated employee benefits	-	-	-	-	-	-	-	-	-	-
Transfer to Charter Schools	-	-	-	-	-	-	13,520	8,285	-	-
Capital outlay	-	-	-	-	-	-	-	-	-	-
Total expenditures	\$ 792,602	\$ 815,600	\$ 671,992	\$ 844,582	\$ 661,478	\$ 727,553	\$ 750,407	\$ 659,539	\$ 792,079	\$ 971,713
Excess (Deficiency) of revenues over (under) expenditures	16,159	82,961	247,452	85,495	32,351	(55,416)	(68,758)	52,387	(69,215)	(152,587)
Other financing sources (uses)										
Cancellation of Prior Yr. Accounts Receivable	-	-	-	-	-	-	-	-	-	-
Transfers in	7,418	-	-	-	-	-	-	-	-	-
Transfers out	-	-	-	-	-	-	-	-	-	-
Total other financing sources (uses)	7,418	-	-	-	-	-	-	-	-	-
Net change in fund balances	\$ 23,577	\$ 82,961	\$ 247,452	\$ 85,495	\$ 32,351	\$ (55,416)	\$ (68,758)	\$ 52,387	\$ (69,215)	\$ (152,587)
Debt service as a percentage of noncapital expenditures	0.0%	0.0%	0.0%	0.0%	0.0%	0.0%	0.0%	0.0%	0.0%	0.0%

Source:ACFR Schedule B-2

Interlaken School District
General Fund Other Local Revenue By Source
Last Ten Fiscal Years
Unaudited

<u>Fiscal Year</u> <u>Ended June 30,</u>	<u>Interest on</u> <u>Investments</u>	<u>Prior Year</u> <u>Refunds</u>	<u>Misc.</u>	<u>Total</u>
2014	210	263	-	473
2015	479	-	-	479
2016	328	5,598	-	5,926
2017	2,435	-	-	2,435
2018	7,800	202	450	8,452
2019	6,797	-	799	7,596
2020	5,345	-	1,250	6,595
2021	473	714	-	1,187
2022	316	-	-	316
2023	4,806	-	35	4,841

Source: District Records

Interlaken School District
Assessed Value and Actual Value of Taxable Property
Last Ten Fiscal Years
Unaudited

Fiscal Year Ended June	Vacant Land	Residential	Farm Reg.	Qfarm	Commercial	Industrial	Apartment	Total Assessed Value	Less: Tax-Exempt Property	Public Utilities ^a	Net Valuation Taxable	Total Direct School Tax Rate	Estimated Actual (County Equalized Value)
2014	428,100	226,349,000	0	0	0	0	0	226,777,100	0	71,139	226,848,239	0.368	256,086,069
2015	428,900	239,562,900	0	0	0	0	0	239,991,800	0	80,098	240,071,898	0.348	252,173,361
2016	700,200	242,066,100	0	0	0	0	0	242,766,300	0	79,888	242,846,188	0.349	232,548,880
2017	725,900	251,612,900	0	0	0	0	0	252,338,800	0	101,147	252,439,947	0.123	245,926,557
2018	758,500	261,150,000	0	0	0	0	0	261,908,500	0	102,122	262,010,622	0.232	272,872,165
2019	791,600	276,912,100	0	0	0	0	0	277,703,700	0	103,184	277,806,884	0.216	303,638,827
2020	1,207,500	289,989,199	0	0	0	0	0	291,196,699	0	104,834	291,301,533	0.214	307,535,006
2021	1,286,200	313,959,500	0	0	0	0	0	315,245,700	0	105,746	315,351,446	0.203	315,573,497
2022	1,663,200	383,555,300	0	0	0	0	0	385,218,500	0	108,660	385,327,160	0.176	340,739,913
2023	2,300,500	459,114,400	0	0	0	0	0	461,414,900	0	0	461,414,900	0.199	443,925,571

Source: County Board of Taxation

Note: Real property is required to be assessed at some percentage of true value (fair or market value) established by each county board of taxation.

Reassessment occurs when ordered by the County Board of Taxation.

a Taxable Value of Machinery, Implements and Equipment of Telephone, Telegraph and Messenger System Companies.

b Tax rates are per \$100

Interlaken Board of Education
Direct and Overlapping Property Tax Rates
Last Ten Fiscal Years
(rate per \$100 of assessed value)
Unaudited

Fiscal Year Ended June 30,	Interlaken Board of Education			Overlapping Rates			Total Direct and Overlapping Tax Rate
	Basic Rate ^a	General Obligation Debt Service ^b	Total Direct	Borough of Interlaken	Library/Other	Monmouth County	
2014	0.368	0.000	0.368	0.807	0.000	0.350	1.525
2015	0.348	0.000	0.348	0.768	0.000	0.322	1.438
2016	0.349	0.000	0.349	0.770	0.000	0.281	1.400
2017	0.123	0.000	0.123	0.739	0.000	0.282	1.144
2018	0.232	0.000	0.232	0.729	0.000	0.308	1.269
2019	0.216	0.000	0.216	0.723	0.000	0.310	1.249
2020	0.214	0.000	0.214	0.698	0.000	0.296	1.208
2021	0.203	0.000	0.203	0.668	0.000	0.274	1.145
2022	0.176	0.000	0.176	0.559	0.000	0.226	0.961
2023	0.199	0.000	0.199	0.477	0.000	0.227	0.903

Source: District Records and Municipal Tax Collector

Note: a The district's basic tax rate is calculated from the A4F form which is submitted with the budget and the Net valuation taxable.

b Rates for debt service are based on each year's requirements.

Interlaken School District
Principal Property TaxPayers
Current Year and Nine Years Ago
Unaudited

Taxpayer	2023			2014		
	Taxable Assessed Value	Rank [Optional]	% of Total District Net Assessed Value	Taxable Assessed Value	Rank [Optional]	% of Total District Net Assessed Value
Individual Taxpayer #1	\$ 2,621,800	1	0.66%	\$ 1,749,600	1	0.77%
Individual Taxpayer #2	2,608,000	2	0.56%	1,258,100	2	0.55%
Individual Taxpayer #3	2,442,300	3	0.55%	1,185,200	3	0.52%
Individual Taxpayer #4	2,317,300	4	0.52%	1,154,900	4	0.51%
Individual Taxpayer #5	2,309,000	5	0.52%	1,045,700	5	0.46%
Individual Taxpayer #6	2,308,500	6	0.50%	1,037,400	6	0.46%
Individual Taxpayer #7	2,247,700	7	0.50%	1,019,800	7	0.45%
Individual Taxpayer #8	2,177,700	8	0.48%	1,017,700	8	0.45%
Individual Taxpayer #9	2,081,400	9	0.46%	1,013,100	9	0.45%
Individual Taxpayer #10	1,982,400	10	0.44%	988,100	10	0.44%
Total	<u>\$ 23,096,100</u>		<u>5.19%</u>	<u>\$11,469,600</u>		<u>5.06%</u>

Source: District ACFR & Municipal Tax Assessor

Interlaken School District
Property Tax Levies and Collections
Last Ten Fiscal Years
Unaudited

<u>Fiscal Year Ended June 30,</u>	<u>Taxes Levied for the Fiscal Year</u>	<u>Collected within the Fiscal Year of the Levy</u>		<u>Collections in Subsequent Years</u>
		<u>Amount</u>	<u>Percentage of Levy</u>	
2014	737,345	737,345	100.00%	-
2015	835,397	835,397	100.00%	-
2016	834,003	417,002	50.00%	417,001
2017	846,079	846,079	100.00%	-
2018	619,403	619,403	100.00%	-
2019	593,808	593,808	100.00%	-
2020	605,684	605,684	100.00%	-
2021	640,339	640,339	100.00%	-
2022	640,339	640,339	100.00%	-
2023	712,979	712,979	100.00%	-

Source: District records including the Certificate and Report of School Taxes (A4F form)

Interlaken School District
Ratios of Outstanding Debt by Type
Last Ten Fiscal Years
Unaudited

Fiscal Year Ended June 30,	Governmental Activities				Business-Type Activities	Total District	Percentage of Personal Income ^a	Per Capita ^a
	General Obligation Bonds ^b	Certificates of Participation	Capital Leases	Bond Anticipation Notes (BANs)	Capital Leases			
2014	-	-	-	-	-	-	N/A	67,481
2015	-	-	-	-	-	-	N/A	70,768
2016	-	-	-	-	-	-	N/A	73,074
2017	-	-	-	-	-	-	N/A	75,876
2018	-	-	-	-	-	-	N/A	79,249
2019	-	-	-	-	-	-	N/A	82,270
2020	-	-	-	-	-	-	N/A	86,091
2021	-	-	-	-	-	-	N/A	92,119
2022	-	-	-	-	-	-	N/A	N/A
2023	-	-	-	-	-	-	N/A	N/A

Source: District ACFR

a See Exhibit J-14 for personal income and population data. These ratios are calculated using personal income and population for the prior calendar year.

b Includes Early Retirement Incentive Plan (ERIP) refunding

Interlaken School District
Ratios of General Bonded Debt Outstanding
Last Ten Fiscal years
Unaudited

Fiscal Year Ended June 30,	General Bonded Debt Outstanding			Percentage of Actual Taxable Value of Property ^a	Per Capita ^b
	General Obligation Bonds	Deductions	Net General Bonded Debt Outstanding		
2014	-	-	-	0.00%	67,481
2015	-	-	-	0.00%	70,766
2016	-	-	-	0.00%	73,074
2017	-	-	-	0.00%	75,876
2018	-	-	-	0.00%	79,249
2019	-	-	-	0.00%	82,270
2020	-	-	-	0.00%	86,091
2021	-	-	-	0.00%	92,119
2022	-	-	-	0.00%	N/A
2023	-	-	-	0.00%	N/A

Note: Details regarding the district's outstanding debt can be found in the notes to the financial statements.

a See Exhibit J-6 for property tax data.

b Population data can be found in Exhibit J-14.

Interlaken School District
Direct and Overlapping Governmental Activities Debt
as of June 30, 2023
Unaudited

45

<u>Governmental Unit</u>	<u>Debt Outstanding</u>	<u>Estimated Percentage Applicable</u>	<u>Estimated Share of Overlapping Debt</u>
Debt repaid with property taxes			
Borough of Interlaken	1,515,593	100.000%	1,515,593
Other debt			
Monmouth County	485,746,546	0.002%	<u>1,190,543</u>
Subtotal, overlapping debt			2,706,136
Interlaken School District Direct Debt			<u>-</u>
Total direct and overlapping debt			\$ <u><u>1,190,543</u></u>

Sources: Interlaken Borough Chief Financial Officer, Monmouth County Finance Office

Note: Overlapping governments are those that coincide, at least in part, with the geographic boundaries of the District. This schedule estimates the portion of the outstanding debt of those overlapping governments that is borne by the residents of the Borough of Interlaken. This process recognizes that, when considering the District's ability to issue and repay long-term debt, the entire debt burden borne by the residents should be taken into account. However this does not imply that every taxpayer is a resident, and therefore responsible for repaying the debt, of each overlapping payment.

Interlaken School District
Legal Debt Margin Information
Last Ten Fiscal Years
Unaudited

N/A
NON-OPERATING DISTRICT

Interlaken School District
Demographic and Economic Statistics
Last Ten Fiscal Years
Unaudited

<u>Year</u>	<u>Population ^a</u>	<u>Personal Income (thousands of dollars) ^b</u>	<u>Per Capita Personal Income ^c</u>	<u>Unemployment Rate ^d</u>
2014	807	-	67,481	4.4%
2015	803	-	70,766	4.6%
2016	798	-	73,074	4.6%
2017	796	-	75,876	3.7%
2018	792	-	79,249	3.1%
2019	790	-	82,270	2.6%
2020	787	-	86,091	7.2%
2021	825	-	92,119	5.3%
2022	822	-	N/A	3.6%
2023	N/A	-	N/A	N/A

Source:

^a Population information provided by the NJ Dept of Labor and Workforce Development

^b Personal Income - not available

^c Per Capita- US Department of Commerce

^d Unemployment data provided by the NJ Dept of Labor and Workforce Development

Interlaken School District
Principal Employers
Current Year and Nine Years Ago
Unaudited

<u>Employer</u>	<u>2023</u>			<u>2014</u>		
	<u>Employees</u>	<u>Rank (Optional)</u>	<u>Percentage of Total Employment</u>	<u>Employees</u>	<u>Rank (Optional)</u>	<u>Percentage of Total Employment</u>
Borough of Interlaken	15	1	N/A	11	1	N/A
Interlaken Board of Education	1	2	N/A	0		
	<u>16</u>		<u>0.00%</u>	<u>11</u>		<u>0.00%</u>

Source: Interlaken Municipal Budget
 (100% residential)

Interlaken School District
Full-Time Equivalent District Employees by Function/Program
Last Ten Fiscal Years
Unaudited

<u>Function/Program</u>	<u>2014</u>	<u>2015</u>	<u>2016</u>	<u>2017</u>	<u>2018</u>	<u>2019</u>	<u>2020</u>	<u>2021</u>	<u>2022</u>	<u>2023</u>
Instruction:										
Regular										
Special education										
Other special education										
Vocational										
Other instruction										
Nonpublic school programs										
Adult/continuing education programs										
Support Services:										
Tuition										
Student & instruction related services										
General administrative services										
School administrative services										
Business administrative services										
Plant operations and maintenance										
Pupil transportation										
Special Schools										
Food Service										
Child Care										
Total	<u>0</u>	<u>0</u>	<u>0</u>	<u>0</u>	<u>0</u>	<u>0</u>	<u>0</u>	<u>0</u>	<u>0</u>	<u>0</u>

Source: District Personnel Records

Interlaken School District
Operating Statistics
Last Ten Fiscal Years
Unaudited

Fiscal Year	Enrollment	Operating Expenditures	Cost Per Pupil	Percentage Change	Teaching Staff	Pupil/Teacher Ratio		Average Daily Enrollment (ADE)	Average Daily Attendance (ADA)	% Change in Average Daily Enrollment	Student Attendance Percentage
						Elementary	Middle School				
2014											
2015											
2016											
2017											
2018											
2019											
2020											
2021											
2022											
2023											

Note: Non-operating District

Interlaken School District
School Building Information
Last Ten Fiscal Years
Unaudited

	<u>2014</u>	<u>2015</u>	<u>2016</u>	<u>2017</u>	<u>2018</u>	<u>2019</u>	<u>2020</u>	<u>2021</u>	<u>2022</u>	<u>2023</u>
<u>District Building</u>										
Non-operating District										

Source: District records

Interlaken School District
General Fund
Schedule of Required Maintenance for School Facilities
Last Ten Fiscal Years
Unaudited

UNDISTRIBUTED EXPENDITURES - REQUIRED MAINTENANCE FOR SCHOOL FACILITIES
11-000-261-XXX

<u>School Facilities</u>	<u>Project # (s)</u>	<u>2014</u>	<u>2015</u>	<u>2016</u>	<u>2017</u>	<u>2018</u>	<u>2019</u>	<u>2020</u>	<u>2021</u>	<u>2022</u>	<u>2023</u>
None - Non-operating District	N/A										

Interlaken School District
Insurance Schedule
For The Fiscal Year Ended June 30, 2023
Unaudited

<u>Company</u>	<u>Type of Coverage</u>	<u>Coverage</u>	<u>Deductible</u>
NJSIG	School Package Policy		
	Comprehensive General Liability	\$ 6,000,000	
	Comprehensive Automobile Liability	6,000,000	
NJSIG	School Board Legal Liability		
	Directors and Officers Policy	1,000,000	10,000
NJSIG	Workers' Compensation	Statutory	

Source: District Records

SINGLE AUDIT SECTION

ALVINO & SHECHTER, L.L.C.

CERTIFIED PUBLIC ACCOUNTANTS

110 Fortunato Place

Neptune, New Jersey 07753-3767

VINCENT J. ALVINO, CPA, PSA
ALLEN B. SHECHTER, CPA, RMA, PSA

Phone: (732) 922-4222
Fax: (732) 922-4533

Member

American Institute of Certified Public Accountants
New Jersey Society of Certified Public Accountants
PCPS of the AICPA Division of CPA Firms

Exhibit K-1

**INDEPENDENT AUDITOR'S REPORT ON INTERNAL CONTROL OVER
FINANCIAL REPORTING AND ON COMPLIANCE AND OTHER MATTERS
BASED ON AN AUDIT OF FINANCIAL STATEMENTS PERFORMED IN
ACCORDANCE WITH GOVERNMENT AUDITING STANDARDS**

The Honorable President and
Members of the Board of Education
Interlaken School District
County of Monmouth
Interlaken, New Jersey

We have audited, in accordance with the auditing standards generally accepted in the United States of America, the standards applicable to financial audits contained in *Government Auditing Standards* issued by the Comptroller General of the United States and the audit requirements prescribed by the Office of School Finance, Department of Education, State of New Jersey, the financial statements of the governmental activities, each major fund, and the aggregate remaining fund information of the Board of Education of the Interlaken School District (the "District") in the County of Monmouth as of and for the fiscal year ended June 30, 2023, and the related notes to the financial statements, which collectively comprise the District's basic financial statements, and have issued our report thereon dated November 30, 2023.

Internal Control Over Financial Reporting

In planning and performing our audit of the financial statements, we considered the District's internal control over financial reporting (internal control) to determine the audit procedures that are appropriate in the circumstances for the purpose of expressing our opinions on the financial statements, but not for the purpose of expressing an opinion on the effectiveness of the District's internal control. Accordingly, we do not express an opinion on the effectiveness of the District's internal control.

A deficiency in internal control exists when the design or operation of a control does not allow management or employees, in the normal course of performing their assigned functions, to prevent, or detect and correct, misstatements on a timely basis. A *material weakness* is a deficiency, or combination of deficiencies, in internal control such that there is a reasonable possibility that a material misstatement of the District's financial statements will not be prevented, or detected and corrected on a timely basis. A *significant deficiency* is a deficiency, or a combination of deficiencies, in internal control that is less severe than a material weakness, yet important enough to merit attention by those charged with governance.


Our consideration of internal control was for the limited purpose described in the first paragraph of this section and was not designed to identify all deficiencies in internal control that might be material weaknesses or significant deficiencies. Given these limitations, during our audit we did not identify any deficiencies in internal control that we consider to be material weaknesses. However, material weaknesses or significant deficiencies may exist that have not been identified.

Compliance and Other Matters

As part of obtaining reasonable assurance about whether the District's financial statements are free of material misstatement, we performed tests of its compliance with certain provisions of laws, regulations, contracts, and grant agreements, noncompliance with which could have a direct and material effect on the determination of financial statement amounts. However, providing an opinion on compliance with those provisions was not an objective of our audit, and accordingly, we do not express such an opinion. The results of our tests disclosed no instances of noncompliance or other matters that are required to be reported under *Government Auditing Standards* and audit requirements as prescribed by the Office of School Finance, Department of Education, State of New Jersey.

Purpose of this Report

The purpose of this report is solely to describe the scope of our testing of internal control and compliance and the result of that testing, and for New Jersey Department of Education use, and not to provide an opinion on the effectiveness of the District's internal control or on compliance. This report is an integral part of an audit performed in accordance with *Government Auditing Standards* in considering the District's internal control and compliance. Accordingly, this communication is not suitable for any other purpose.



Allen B. Shechter
Licensed Public School Accountant No. 2183
Certified Public Accountant

November 30, 2023
Neptune, New Jersey

INTERLAKEN SCHOOL DISTRICT
Schedule of Expenditures of Federal Awards
For the Fiscal Year ended June 30, 2023

Federal Grantor/Pass-Through Grantor/ Program Title	Federal AL Number	Federal FAIN Number	Grant or State Project Number	Program or Award Amount	Grant Period		Balance at June 30, 2022	Carryover/ (Walkover) Amount	Cash Received	Budgetary Expenditures	Adjustments	Repayment of Prior Years' Balances	Balance at June 30, 2023		
					From	To							Accounts Receivable	Deferred Revenue	Due to Grantor
					U.S. Department of Education										
Passed-through State Department of Education															
Special Revenue Fund:															
Coronavirus Relief Fund	21.019	S425D200027	N/A	\$1,281.00	09/23/20	12/30/20	1,281.00					(1,281.00)			
Total Special Revenue Fund							1,281.00					(1,281.00)			
Total Federal Financial Awards							1,281.00					(1,281.00)			

(Note: Single Audit is not Required)

INTERLAKEN SCHOOL DISTRICT
Schedule of Expenditures of State Financial Assistance
For the Fiscal Year ended June 30, 2023

State Grantor/Program Title	Grant or State Project Number	Program or Award Amount	Grant Period		Balance at June 30, 2022			Cash Received	Budgetary Expenditures	Adjustments/Repayment of Prior Years' Balances	Balance at June 30, 2023			MEMO		
			From	To	Deferred Revenue (Accs Receivable)	Due to Grantor	Carryover/ (Walkover) Amount				(Accounts Receivable)	Deferred Revenue	Due to Grantor	Budgetary Receivable	Cumulative Total Expenditures	
State Department of Education																
General Fund:																
State Aid Public Cluster:																
Adjustment Aid	23-495-034-5120-083	\$16,821.00	07/01/22	06/30/23				16,821.00	(16,821.00)					*	1,682.00	16,821.00
Security Aid	23-495-034-5120-084	\$1,612.00	07/01/22	06/30/23				1,612.00	(1,612.00)					*	161.00	1,612.00
Special Education Categorical Aid	23-495-034-5120-089	\$40,826.00	07/01/22	06/30/23				40,826.00	(40,826.00)					*	4,082.00	40,826.00
Total State Aid - Public Cluster								<u>59,259.00</u>	<u>(59,259.00)</u>					*	<u>5,925.00</u>	<u>59,259.00</u>
Transportation Aid	23-495-034-5120-014	\$35,061.00	07/01/22	06/30/23				35,061.00	(35,061.00)					*	3,307.00	35,061.00
Reimbursed Non-Public Transportation Costs Aid	23-495-034-5094-014	\$7,412.00	07/01/22	06/30/23					(7,412.00)		(7,412.00)			*		7,412.00
Reimbursed Non-Public Transportation Costs Aid	22-495-034-5094-014	\$6,687.00	07/01/21	06/30/22	(6,687.00)			6,687.00						*		
Reimbursed TPAF Social Security Contributions	23-495-034-5094-003	\$1,415.28	07/01/22	06/30/23				1,179.40	(1,415.28)		(235.88)			*		1,415.28
Reimbursed TPAF Social Security Contributions	22-495-034-5094-003	\$471.72	07/01/21	06/30/22	(471.72)			471.72						*		
Total General Fund					<u>(7,158.72)</u>			<u>102,658.12</u>	<u>(103,147.28)</u>		<u>(7,647.88)</u>			*	<u>9,432.00</u>	<u>103,147.28</u>
Total State Financial Assistance					<u>(\$7,158.72)</u>			<u>102,658.12</u>	<u>(103,147.28)</u>		<u>(7,647.88)</u>			*	<u>9,432.00</u>	<u>103,147.28</u>

(Note: State Single Audit is not Required)

INTERLAKEN SCHOOL DISTRICT
Notes to Schedules of Expenditures of Awards and Financial Assistance
June 30, 2023

NOTE 1. GENERAL

The accompanying schedules of expenditures of federal awards and state financial assistance include the federal and state award activity of the Board of Education, Interlaken School District. The Board of Education is defined in Note 1 to the Board's basic financial statements. All federal and state awards received directly from federal and state agencies, as well as federal awards and state financial assistance passed through other government agencies is included on the schedule of expenditures of federal awards and state financial assistance.

NOTE 2. BASIS OF ACCOUNTING

The accompanying schedules of expenditures of awards and financial assistance are presented on the budgetary basis of accounting. These bases of accounting are described in Note 1 to the Board's basic financial statements.

NOTE 3. RELATIONSHIP TO GENERAL PURPOSE FINANCIAL STATEMENTS

The basic financial statements present the general fund on a GAAP basis. Budgetary comparison statements or schedules (RSI) are presented for the general fund to demonstrate finance-related legal compliance in which certain revenue is permitted by law or grant agreement to be recognized in the audit year, whereas for GAAP reporting, revenue is not recognized until the subsequent year or when expenditures have been made.

The general fund is presented in the accompanying schedules on the modified accrual basis with the exception of the revenue recognition of the last state aid payment in the current budget year, which is mandated pursuant to N.J.S.A. 18A:22-44.2. For GAAP purposes, that payment is not recognized until the subsequent budget year due to the state deferral and recording of the last state aid payment in the subsequent year.

The net adjustment to reconcile from the budgetary basis to the GAAP basis is (\$1,841.00) for the general fund. See Note A (the Notes to Required Supplementary Information) for a reconciliation of the budgetary basis to the modified accrual basis of accounting for the general fund. Awards and financial assistance revenues are reported in the Board's statements on a GAAP basis as follows:

	<u>Federal</u>	<u>State</u>	<u>Total</u>
General Fund	<u>.00</u>	<u>101,306.28</u>	<u>101,306.28</u>
Total Awards & Financial Assistance	<u>\$.00</u>	<u>101,306.28</u>	<u>101,306.28</u>

NOTE 4. RELATIONSHIP TO FEDERAL AND STATE FINANCIAL REPORTS

Amounts reported in the accompanying schedules agree with amounts reported in the related federal awards and state financial assistance reports.

NOTE 5. OTHER INFORMATION

TPAF Social Security Contributions represents the amount reimbursed by the State for the employer's share of social security contributions for TPAF members for the year ended June 30, 2023.

INTERLAKEN SCHOOL DISTRICT
Schedule of Findings and Questioned Costs
For the Fiscal Year Ended June 30, 2023

Section I - Summary of Auditor's Results

Financial Statements

Type of auditor's report issued: Unmodified

Internal control over financial reporting:

1) Material weakness identified? _____ yes X no

2) Significant deficiencies identified? _____ yes X none reported

Noncompliance material to basic financial statements noted? _____ yes X no

Federal Awards

Internal Control over major programs:

1) Material weakness identified? N/A yes N/A no

2) Significant deficiencies identified? N/A yes N/A none reported

Type of auditor's report issued on compliance for major programs: N/A

Any audit findings disclosed that are required to be reported in accordance with 2 CFR 200 section .516(a) of Uniform Guidance? N/A yes N/A no

Identification of major programs:

<u>AL Number(s)</u>	<u>FAIN Number(s)</u>	<u>Name of Federal Program or Cluster</u>
N/A	N/A	N/A

Dollar threshold used to distinguish between type A and type B programs: [518] \$ N/A

Auditee qualified as low-risk auditee? N/A yes N/A no

INTERLAKEN SCHOOL DISTRICT
Schedule of Findings and Questioned Costs
For the Fiscal Year Ended June 30, 2023

Section I - Summary of Auditor's Results (cont'd)

State Awards

Dollar threshold used to distinguish between type A and B programs: \$ N/A

Auditee qualified as low-risk auditee? N/A yes N/A no

Internal Control over major programs:

1) Material weakness identified? N/A yes N/A no

2) Significant deficiencies identified that are not considered to be material weaknesses? N/A yes N/A none reported

Type of auditor's report issued on compliance for major programs: N/A

Any audit findings disclosed that are required to be reported in accordance with NJOMB Circular Letter 15-08 as applicable? N/A yes N/A no

Identification of major programs:

<u>State/Grant Project Number(s)</u>	<u>Name of State Program</u>
N/A	N/A

Section II - Financial Statement Findings

None

Section III - Federal Awards and State Financial Assistance Findings and Questioned Costs

Federal Awards

N/A

State Financial Assistance

N/A

INTERLAKEN SCHOOL DISTRICT
Summary Schedule of Prior Year Audit Findings
For the Fiscal Year Ended June 30, 2023

Financial Statement Findings

No prior year findings.

Federal Awards

N/A - No prior year Federal Single Audit.

State Financial Assistance

N/A - No prior year State Single Audit.