

ANNUAL COMPREHENSIVE FINANCIAL REPORT

of the

Weehawken Township School District

Weehawken, New Jersey

For the Fiscal Year Ended June 30, 2024

Prepared by

**Weehawken Township School District
Office of the School Business Administrator/Board Secretary**

**WEEHAWKEN TOWNSHIP SCHOOL DISTRICT
 TABLE OF CONTENTS
 FOR THE FISCAL YEAR ENDED JUNE 30, 2024**

<u>Exhibit No.</u>	<u>Page(s)</u>
INTRODUCTORY SECTION	
Letter of Transmittal.....	1 - 3
Organizational Chart.....	4
Roster of Officials.....	5
Consultants, Independent Auditors and Advisors.....	6
FINANCIAL SECTION	
Independent Auditor's Report.....	7 - 9
Required Supplementary Information - Part I	
Management's Discussion and Analysis.....	10 - 17
Basic Financial Statements	
A Government-Wide Financial Statements:	
A-1 Statement of Net Position.....	18
A-2 Statement of Activities.....	19
B Fund Financial Statements:	
Governmental Funds:	
B-1 Balance Sheet/Reconciliation of the Balance Sheet to the Statement of Net Position.....	20 - 21
B-2 Statement of Revenues, Expenditures, and Changes in Fund Balance.....	22
B-3 Reconciliation of the Statement of Revenues, Expenditures, and Changes in Fund Balances of Governmental Funds to the Statement of Activities.....	23
Proprietary Fund:	
B-4 Statement of Net Position.....	24
B-5 Statement of Revenues, Expenses, and Changes in Fund Net Position.....	25
B-6 Statement of Cash Flows.....	26
Notes To Basic Financial Statements.....	27 - 62

**WEEHAWKEN TOWNSHIP SCHOOL DISTRICT
TABLE OF CONTENTS
FOR THE FISCAL YEAR ENDED JUNE 30, 2024**

<u>Exhibit No.</u>	<u>Page(s)</u>
FINANCIAL SECTION (Continued)	
Required Supplementary Information - Part II	
C Budgetary Comparison Schedules:	
C-1	Budgetary Comparison Schedule - General Fund..... 63 - 67
C-1a	Combining Budgetary Comparison Schedule - General Fund n/a
C-1b	Education Jobs Program - Budget and Actual n/a
C-2	Budgetary Comparison Schedule - Special Revenue Fund..... 68
Notes to Required Supplementary Information - Part II	
C-3	Budget to GAAP Reconciliation..... 69
Required Supplementary Information - Part III	
L-1	Schedule of the District's Proportionate Share of the Net Pension Liability - PERS..... 70
L-2	Schedule of District Contributions - PERS..... 71
L-3	Schedule of the District's Proportionate Share of the Net Pension Liability - TPAF..... 72
L-4	Schedule of changes in the State Proportionate Share of OPEB Liability Attributable to the District and Related Ratios..... 73
Notes to Required Supplementary Information - Part III..... 74	
Other Supplementary Information	
D School Based Budget Schedules:	
D-1	Combining Balance Sheet n/a
D-2	Blended Resource - Schedule of Expenditures Allocated by Resource Type - Actual n/a
D-3	Blended Resource - Schedule of Blended Expenditures - Budget and Actual n/a
E Special Revenue Fund:	
E-1	Combining Schedules of Program Revenues and Expenditures - Budgetary Basis..... 75 - 77
E-2	Schedule of Preschool Education Aid Expenditures - Preschool - All Programs - Budgetary Basis..... 78

**WEEHAWKEN TOWNSHIP SCHOOL DISTRICT
TABLE OF CONTENTS
FOR THE FISCAL YEAR ENDED JUNE 30, 2024**

<u>Exhibit No.</u>		<u>Page(s)</u>
FINANCIAL SECTION (Continued)		
F	Capital Projects Fund:	
F-1	Summary Schedule of Project Expenditures.....	79
F-2	Summary Schedule of Revenues, Expenditures and Changes in Fund Balance - Budgetary Basis.....	80
F-2a-b	Schedules of Project Revenues, Expenditures, Project Balance and Project Status - Budgetary Basis.....	81 - 82
G	Proprietary Funds:	
	Enterprise Fund:	
G-1	Statement of Net Position.....	83
G-2	Statement of Revenues, Expenses, and Changes in Net Position.....	84
G-3	Statement of Cash Flows.....	85
	Internal Service Fund:	
G-4	Combining Statement of Net Position	n/a
G-5	Combining Statement of Revenues, Expenses, and Changes in Fund Net Position	n/a
G-6	Combining Statement of Cash Flows	n/a
I	Long-Term Debt:	
I-1	Schedule of Serial Bonds.....	86 - 87
I-2	Schedule of Obligations Under Financed Purchases.....	n/a
I-3	Budgetary Comparison Schedule - Debt Service Fund.....	88
STATISTICAL SECTION (Unaudited)		
Introduction to the Statistical Section (Unaudited)		
	Financial Trends:	
J-1	Net Position by Component.....	89
J-2	Changes in Net Position.....	90 - 91
J-3	Fund Balances - Governmental Funds.....	92
J-4	Changes in Fund Balance - Governmental Funds.....	93
J-5	General Fund Other Local Revenue by Source.....	94
	Revenue Capacity:	
J-6	Assessed Value and Estimated Actual Value of Taxable Property.....	95
J-7	Direct and Overlapping Property Tax Rates.....	96
J-8	Principal Property Taxpayers.....	97
J-9	Property Tax Levies and Collections.....	98

**WEEHAWKEN TOWNSHIP SCHOOL DISTRICT
 TABLE OF CONTENTS
 FOR THE FISCAL YEAR ENDED JUNE 30, 2024**

<u>Exhibit No.</u>	<u>Page(s)</u>
STATISTICAL SECTION (Unaudited) (Continued)	
Debt Capacity:	
J-10	Ratios of Outstanding Debt by Type..... 99
J-11	Ratio of General Bonded Debt Outstanding..... 100
J-12	Direct and Overlapping Governmental Activities Debt..... 101
J-13	Legal Debt Margin Information..... 102
Demographic and Economic Information:	
J-14	Demographic and Economic Statistics..... 103
J-15	Principal Employer..... 104
Operating Information:	
J-16	Full-Time Equivalent District Employees by Function/Program..... 105
J-17	Operating Statistics..... 106
J-18	School Building Information..... 107
J-19	Schedule of Required Maintenance Expenditures by School Facility..... 108
J-20	Insurance Schedule..... 109
SINGLE AUDIT SECTION	
K-1	Independent Auditor's Report on Internal Control Over Financial Reporting and on Compliance and Other Matters Based on an Audit of Financial Statements Performed in Accordance with <i>Government Auditing Standards</i> 110 - 111
K-2	Independent Auditor's Report on Compliance for Each Major Federal and State Program and on Internal Control Over Compliance Required by the Uniform Guidance and New Jersey OMB Circular 15-08..... 112 - 114
K-3	Schedule of Expenditures of Federal Awards, Schedule A..... 115 - 116
K-4	Schedule of Expenditures of State Financial Assistance, Schedule B..... 117
K-5	Notes to the Schedules of Awards and Financial Assistance..... 118 - 119
K-6	Schedule of Findings and Questioned Costs Section I - Summary of Auditor's Results..... 120 - 121 Section II - Financial Statement Findings..... 122 Section III - Federal Awards and State Financial Assistance Findings and Questioned Costs..... 123
K-7	Summary Schedule of Prior Audit Findings..... 124

INTRODUCTORY SECTION

WEEHAWKEN TOWNSHIP SCHOOL DISTRICT

53 Liberty Place Weehawken, NJ 07086 201.422.6125

Eulalia Gillis, Interim Business Administrator



February 24, 2025

Honorable President and
Members of the Board of Education
Weehawken Township School District
Weehawken, New Jersey

Dear Board Members:

The annual comprehensive financial report of the Weehawken Township School District (the “District”) for the fiscal year ended June 30, 2024, is hereby submitted. Responsibility for both the accuracy of the data and completeness and fairness of the presentation, including all disclosures, rests with the management of the Weehawken Township School District. To the best of our knowledge and belief, the data presented in this report is accurate in all material respects and is reported in a manner designed to present fairly the financial position and results of operations of the various funds of the District. All disclosures necessary to enable the reader to gain an understanding of the District’s financial activities have been included.

The annual comprehensive financial report is presented in four sections: introductory, financial, statistical and Single Audit. The introductory section includes this transmittal letter, the District organizational chart, a list of principal officials, consultants, auditors and advisors. We have included in the transmittal letter a financial ratio and statistical overview of the entity based on entity-wide financial reporting. The financial section includes under Governmental Accounting Standard Board Statement No. 34, the Report of Independent Auditor’s, the Management Discussion and Analysis as presented on pages 10 through 17, the basic financial statements, required supplementary information, and the combining and individual fund financial statements. The statistical section includes selected financial and demographic information, generally presented on a multi-year basis. Pursuant to N.J.S.A. 18A:23-1, the District is required to undergo an annual audit of accounts and financial transactions by a public school accountant. The annual audit presented in the annual comprehensive financial report is in accordance with N.J.S.A. 18A:23-1. The District is also required to undergo an annual Single Audit in conformity with the provisions of the Single Audit Act Amendments of 1996 and the Title 2 U.S. *Code of Federal Regulations* (CFR) Part 200, *Uniform Administrative Requirements, Cost Principles, and Audit Requirements for Federal Awards* (Uniform Guidance); and New Jersey OMB Circular 15-08, *Single Audit Policy for Recipients of Federal Grants, State Grants and State Aid*. Information related to this Single Audit, including the auditor’s report on the internal control structure and compliance with applicable laws and regulations and findings and recommendations are included in the Single Audit section of this report.

1.) REPORTING ENTITY AND ITS SERVICES: Weehawken Township School District is an independent reporting entity within the criteria adopted by the Governmental Accounting Standards Board (GASB) Statement No. 14, as amended by GASB Statement No. 39 and 61. All funds and account groups of the District are included in this report. The District and all its schools constitute the District reporting entity.

The District provides a full range of educational services appropriate to grade levels K through 12. These include regular and special education services for handicapped youngsters. The District completed the 2023-2024 fiscal year with an average daily enrollment of 1,334 students. The following details the changes in the student enrollment of the District over the last five years:

Average Daily Enrollment

Fiscal Year	Student Enrollment	Percent Change
2023-2024	1,334	10.80%
2022-2023	1,204	-7.10%
2021-2022	1,296	1.25%
2020-2021	1,280	-6.09%
2019-2020	1,363	-2.92%

2.) ECONOMIC CONDITION AND OUTLOOK: The Township of Weehawken area is experiencing a revival of pre-pandemic economic stability. The housing market has increased in value and new buildings are currently under construction on the waterfront.

3.) MAJOR INITIATIVES: This year, our district’s theme—**Our Moment**—is a call to action, a celebration, and a reminder that each of us has the power to shape the future. It’s about embracing opportunities for learning and growth, supporting one another as a community, and making a lasting impact in the lives of our students. Additionally, the district focused on four key areas to promote success for our students, which include:

- Gifted and Talented: After 34 years, our Gifted and Talented program has been reimaged to better support diverse talents. Now featuring a pull-out model, a school-wide enrichment approach, and expanded opportunities in art, music, and STEM, the program fosters creativity, critical thinking, and innovation for all gifted learners.
- Multi Tiered Systems of Support (MTSS): We have developed a district-wide MTSS model designed to enhance student achievement through a tiered support system. This approach provides targeted interventions while also fostering teacher growth through ongoing professional development, ensuring every student receives the support they need to thrive.
- Mental Health Initiative: We have strengthened our Mental Health Initiative by increasing student access to teletherapy, expanding our team of clinicians, and implementing a universal social-emotional screener. These efforts ensure students in need are identified early and receive the necessary support.
- Writing Initiative: Our K-12 Writing Initiative focuses on writing for interest, building stamina, and daily practice to enhance student achievement across all interdisciplinary areas. By fostering a love for writing and strengthening skills over time, this initiative empowers students to express themselves confidently across subjects.

4.) INTERNAL ACCOUNTING CONTROLS: Management of the District is responsible for establishing and maintaining an internal control structure designed to ensure that the assets of the District are protected from loss, theft or misuse and to ensure that adequate accounting data are compiled to allow for the preparation of financial statements in conformity with generally accepted accounting principles (GAAP).

As a recipient of federal and state financial assistance, the District also is responsible for ensuring that an adequate internal control structure is in place to ensure compliance with applicable laws and regulations related to those programs.

As part of the District’s Single Audit, tests are made to determine the adequacy of the internal control structure, including that portion related to federal and state financial assistance programs, as well as to determine that the District has complied with applicable laws and regulations.

5.) BUDGETARY CONTROLS: In addition to internal controls, the District maintains budgetary controls. The objective of these budgetary controls is to ensure compliance with legal provisions embodied in the annual appropriated budget approved by the voters of Township of Weehawken. The budgets are submitted to the County Office of the Commissioner of Education for approval. Budgets, except for the special revenue fund which is prepared using a nonbudgetary basis, are prepared using the modified accrual basis of accounting. The legal level of budgetary control is established at line item accounts within each fund. Line item units are defined as the lowest (most specific) level of detail as established pursuant to the minimum chart of accounts referenced in N.J.A.C. 6A:23. The District must approve all budget amendments.

An encumbrance accounting system is used to record outstanding purchase commitments on a line item basis. Open encumbrances at year-end are either canceled or are included as re-appropriations of fund balance in the subsequent year. Those amounts to be re-appropriated are reported as committed fund balance at June 30, 2024.

6.) DEBT ADMINISTRATION: At June 30, 2024, the District's outstanding debt issues included \$34,614,000 of general obligation bonds.


7.) CASH MANAGEMENT: The investment policy of the District is guided in large part by New Jersey State Statute as detailed in "notes to the Financial Statements", Note 2. The District has adopted a cash management plan which requires it to deposit public funds in public depositories protected from loss under the provisions of Governmental Unit Deposit Protection Act ("GUDPA"). GUDPA was enacted in 1970 to protect Governmental Units from a loss of funds on deposit with a failed banking institution in New Jersey. The law requires governmental units to deposit public funds only in public depositories located in New Jersey, where the funds are secured in accordance with the Act.

8.) RISK MANAGEMENT: The District carries various forms of insurance, including, but not limited to, general liability, automobile liability and comprehensive/collision, hazard and theft insurance on property and contents, and fidelity bonds.


9.) OTHER INFORMATION: Independent Audit- State statutes require an annual audit by independent certified public accountants or registered municipal accountants. The accounting firm of Donohue, Gironda, Doria & Tomkins, LLC was selected by the District to perform the audit. In addition to meeting the requirements set forth in state statutes, the audit also was designed to meet the requirements of the related Uniform Guidance and New Jersey OMB Circular 15-08. The auditor's report on the financial statements and combining and individual fund statements and schedules is included in the financial section of this report. The auditor's reports related specifically to the Single Audit are included in the Single Audit section of this report.

10.) ACKNOWLEDGMENTS: We would like to express our appreciation to the members of the Weehawken Board of Education for their concern in providing fiscal accountability to the citizens and taxpayers of the school district and thereby contributing their full support to the development and maintenance of our financial operation. Also, we would like to acknowledge the school administrative team and central office administrators for performing their duties in a fiscally sound and conservative manner. The preparation of this report could not have been accomplished without the efficient and dedicated services of our financial and accounting staff.

Respectfully submitted,




Eric Crespo
Superintendent



Zulalia Gillis
Interim School Business Administrator/
Board Secretary

**WEEHAWKEN TOWNSHIP SCHOOL DISTRICT
ORGANIZATIONAL CHART
JUNE 30, 2024**



**WEEHAWKEN TOWNSHIP SCHOOL DISTRICT
ROSTER OF OFFICIALS
JUNE 30, 2024**

Members of the Board of Education

Term Expires

Jennifer Bolcar, President	April 2027
Julia Brian Mera, Vice President	April 2025
John Cannata	April 2026
Giovanni Ahmad	April 2027
Meg Carson	April 2027
Ildefonso Acosta	April 2025
Marissa Dennis	April 2025
Linda Vivin Cabrera	April 2026
Richard Pinal	April 2026

Other Officials

Eric Crespo	Superintendent
Matthew Whitford	School Business Administrator/Board Secretary (Resigned June 30, 2024)
Eulalia Gillis	Interim School Business Administrator/Board Secretary (Effective September 1, 2024)
Lisa Toscano	Treasurer of School Monies

Independent Auditors

Donohue, Gironda, Doria & Tomkins, LLC
1 Harmon Meadow Blvd, Suite 3002
Secaucus, New Jersey 07094

Legal Counsel

Ryglicki & Gillman, P.C.
9060 Palisade Avenue, Suite C6
North Bergen, New Jersey 07047

Official Depository

New Jersey Cash Management Fund
State Street Bank and Trust
PO Box 75205
Chicago, Illinois 60675

TD Bank
4200 Park Avenue
Weehawken, New Jersey 07086

FINANCIAL SECTION

INDEPENDENT AUDITOR’S REPORT

The Honorable President and
Members of the Board of Education
Weehawken Township School District
Weehawken, New Jersey

Opinions

We have audited the accompanying financial statements of the governmental activities, the business-type activities, each major fund of the Weehawken Township School District (the “District”), in the County of Hudson, State of New Jersey, as of and for the fiscal year ended June 30, 2024, and the related notes to the financial statements, which collectively comprise the District’s basic financial statements as listed in the table of contents.

In our opinion, the financial statements referred to above present fairly, in all material respects, the respective financial position of the governmental activities, the business-type activities, each major fund, and the aggregate remaining fund information of the District as of June 30, 2024, and the respective changes in financial position and, where applicable, cash flows thereof for the year then ended in accordance with accounting principles generally accepted in the United States of America.

Basis for Opinions

We conducted our audit in accordance with auditing standards generally accepted in the United States of America, the standards applicable to financial audits contained in *Government Auditing Standards* issued by the Comptroller General of the United States, and audit requirements as prescribed by the Office of School Finance, Department of Education, State of New Jersey. We are required to be independent of the District, and to meet our other ethical responsibilities, in accordance with the relevant ethical requirements relating to our audit. We believe that the audit evidence we have obtained is sufficient and appropriate to provide a basis for our audit opinions.

Responsibilities of Management for the Financial Statements

Management is responsible for the preparation and fair presentation of these financial statements in accordance with accounting principles generally accepted in the United States of America; and for the design, implementation, and maintenance of internal controls relevant to the preparation and fair presentation of financial statements that are free from material misstatement, whether due to fraud or error.

In preparing the financial statements, management is required to evaluate whether there are conditions or events, considered in the aggregate, that raise substantial doubt about the District’s ability to continue as a going concern for twelve months beyond the financial statement date, including any currently known information that may raise substantial doubt shortly thereafter.

Auditor’s Responsibilities for the Audit of the Financial Statements

Our objectives are to obtain reasonable assurance about whether the financial statements as a whole are free from material misstatement, whether due to fraud or error, and to issue an auditor’s report that includes our opinions. Reasonable assurance is a high level of assurance but is not absolute assurance and therefore is not a guarantee that an audit conducted in accordance with generally accepted auditing standards will always detect a material misstatement when it exists. The risk of not detecting a material misstatement resulting from fraud is higher than for one resulting from error, as fraud may involve collusion, forgery, intentional omissions, misrepresentations, or the override of internal control. Misstatements are considered material if there is a substantial likelihood that, individually or in the aggregate, they would influence the judgment made by a reasonable user based on the financial statements.

In performing an audit in accordance with generally accepted auditing standards, we:

- Exercise professional judgment and maintain professional skepticism throughout the audit.
- Identify and assess the risks of material misstatement of the financial statements, whether due to fraud or error, and design and perform audit procedures responsive to those risks. Such procedures include examining, on a test basis, evidence regarding the amounts and disclosures in the financial statements.
- Obtain an understanding of internal control relevant to the audit in order to design audit procedures that are appropriate in the circumstances, but not for the purpose of expressing an opinion on the effectiveness of the District's internal control. Accordingly, no such opinion is expressed.
- Evaluate the appropriateness of accounting policies used and the reasonableness of significant accounting estimates made by management, as well as evaluate the overall presentation of the financial statements.
- Conclude whether, in our judgment, there are conditions or events, considered in the aggregate, that raise substantial doubt about the District's ability to continue as a going concern for a reasonable period of time.

We are required to communicate with those charged with governance regarding, among other matters, the planned scope and timing of the audit, significant audit findings, and certain internal control-related matters that we identified during the audit.

Required Supplementary Information

Accounting principles generally accepted in the United States of America require that the management's discussion and analysis, budgetary comparison information, and pension and other post-employment benefits information on pages 10 through 17, pages 63 through 69, and pages 70 through 73 be presented to supplement the basic financial statements. Such information, although not a part of the basic financial statements, is required by the Governmental Accounting Standards Board, who considers it to be an essential part of financial reporting for placing the basic financial statements in an appropriate operational, economic, or historical context. We have applied certain limited procedures to the required supplementary information in accordance with auditing standards generally accepted in the United States of America, which consisted of inquiries of management about the methods of preparing the information and comparing the information for consistency with management's responses to our inquiries, the basic financial statements, and other knowledge we obtained during our audit of the basic financial statements. We do not express an opinion or provide any assurance on the information because the limited procedures do not provide us with sufficient evidence to express an opinion or provide any assurance.

Supplementary Information

Our audit was conducted for the purpose of forming opinions on the financial statements that collectively comprise the District's basic financial statements. The other supplementary information such as the combining and individual fund financial statements are presented for purposes of additional analysis and are not a required part of the basic financial statements. The accompanying schedules of expenditures of federal awards and state financial assistance are presented for purposes of additional analysis as required by Title 2 U.S. *Code of Federal Regulations* (CFR) Part 200, *Uniform Administrative Requirements, Cost Principles, and Audit Requirements for Federal Awards*; and New Jersey OMB Circular 15-08, *Single Audit Policy for Recipients of Federal Grants, State Grants and State Aid*, respectively, and are not a required part of the basic financial statements.

The combining and individual fund financial statements, and schedules of expenditures of federal awards and state financial assistance are the responsibility of management and were derived from and relate directly to the underlying accounting and other records used to prepare the basic financial statements. The information has been subjected to the auditing procedures applied in the audit of the basic financial statements and certain additional procedures, including comparing and reconciling such information directly to the underlying accounting and other records used to prepare the basic financial statements or to the basic financial statements themselves, and other additional procedures in accordance with auditing standards generally accepted in the United States of America. In our opinion the combining and individual fund financial statements, long-term debt schedules, and schedules of expenditures of federal awards and state financial assistance are fairly stated, in all material respects, in relation to the basic financial statements as a whole.

Other Information


Management is responsible for the other information included in the annual report. The other information comprises the introductory and statistical sections but does not include the basic financial statements and our auditor’s report thereon. Our opinions on the basic financial statements do not cover the other information, and we do not express an opinion or any form of assurance thereon.

In connection with our audit of the basic financial statements, our responsibility is to read the other information and consider whether a material inconsistency exists between the other information and the basic financial statements, or the other information otherwise appears to be materially misstated. If, based on the work performed, we conclude that an uncorrected material misstatement of the other information exists, we are required to describe it in our report.

Other Reporting Required by *Government Auditing Standards*

In accordance with *Government Auditing Standards*, we have also issued our report dated February 24, 2025, on our consideration of the District's internal control over financial reporting and our tests of its compliance with certain provisions of laws, regulations, contracts and grant agreements and other matters. The purpose of that report is to describe the scope of our testing of internal control over financial reporting and compliance and the results of that testing, and not to provide an opinion on the internal control over financial reporting or on compliance. That report is an integral part of an audit performed in accordance with *Government Auditing Standards* in considering the District’s internal control over financial reporting and compliance.


DONOHUE, GIRONDA, DORIA & TOMKINS, LLC
Certified Public Accountants


MAURICIO CANTO
Certified Public Accountant
Licensed Public School Accountant
No. 2541

Secaucus, New Jersey
February 24, 2025

REQUIRED SUPPLEMENTARY INFORMATION

PART I

**WEEHAWKEN TOWNSHIP SCHOOL DISTRICT
MANAGEMENT'S DISCUSSION AND ANALYSIS
FOR THE FISCAL YEAR ENDED JUNE 30, 2024**

The discussion and analysis of the Weehawken Township School District's financial performance provides an overall review of the Weehawken Township School District's financial activities for the fiscal year ended June 30, 2024. The intent of this discussion and analysis is to look at the Weehawken Township School District's financial performance as a whole; readers should also review the basic financial statements and notes to enhance their understanding of the Weehawken Township School District's financial performance.

Financial Highlights

Key financial highlights for fiscal years 2024 and 2023 are as follows, respectively:

- In total, net positions are \$2,776,659 and \$3,517,782. Net positions of governmental activities are \$2,612,549 and \$3,183,898. Net positions of the business-type activities, which represents food service and the extended care latchkey program, are \$164,110 and \$333,884. This reflects an decrease in net positions in the amount of (\$741,123) and an increase of \$2,329,752 .
- Total general revenues accounted for \$27,368,172 and \$26,023,670 while the local tax contribution to General Revenue amounted to \$26,274,395 for 2024 and \$25,587,531 for 2023. Operating Grants and Contributions are \$8,986,482 and \$10,590,212.
- The Weehawken Township School District continues to experience stability in student enrollment. Average Daily enrollment for the year ending June 30, 2024 was 1,334.

Using the Basic Financial Statements

This annual report consists of a series of financial statements and notes to those statements. This Report is organized to show the reader the Weehawken Township School District as a financial whole, or as an entire operating entity.

The statement of net position and statement of activities provide information about the activities of the whole Weehawken Township School District, presenting both an aggregate view of the Weehawken Township School District's finances and a longer-term view of those finances. Fund financial statements provide the next level of detail. For governmental funds, these statements tell how services were financed in the short-term as well as what remains for future spending. The fund financial statements also look at the Weehawken Township School District's most significant funds with all other non-major funds presented in total in a single column. For the Weehawken Township School District, the General Fund is the most significant fund.

Reporting the Weehawken Township School District as a Whole

Statement of Net Position and Statement of Activities

While this report contains the large number of funds used by the Weehawken Township School District to provide programs and activities, the view of the Weehawken Township School District as a whole looks at all financial transactions and asks the question, "How did we do financially during fiscal year 2024?" The statement of net position and the statement of activities answers this question. These statements include all assets and liabilities using the accrual basis of accounting similar to the accounting system used by most private sector companies. This basis of accounting takes into consideration all of the current year's revenues and expenses regardless of when cash was received or paid.

These two statements report the Weehawken Township School District's net position and changes in those positions. This change in net position is important because it identifies whether the financial position of the Weehawken Township School District has improved or diminished for the Weehawken Township School District as a whole. The cause of this change may be the result of many factors, some financial, some not. Non-financial factors include the Weehawken Township School District's property tax base, current property tax laws in New Jersey, facility conditions, required educational programs, and other factors.

**WEEHAWKEN TOWNSHIP SCHOOL DISTRICT
MANAGEMENT'S DISCUSSION AND ANALYSIS
FOR THE FISCAL YEAR ENDED JUNE 30, 2024**

Reporting the Weehawken Township School District as a Whole (Continued)

In the statement of net position and the statement of activities, the Weehawken Township School District is divided into two distinct kinds of activities:

Governmental Activities - Most of the Weehawken Township School District's programs and services are reported here including instruction, support services, operation and maintenance of plant, pupil transportation, and extracurricular activities.

Business-Type Activity - This service is provided on a charge for goods or services basis to recover all of the expenses of the goods or services provided. The Food Service enterprise fund and the Latchkey Aftercare program are reported as a business activity.

Reporting the Weehawken Township School District's Most Significant Funds

Fund Financial Statements

Fund financial reports provide detailed information about the Weehawken Township School District's major funds. The Weehawken Township School District uses many funds to account for a multitude of financial transactions. However, these fund financial statements focus on the Weehawken Township School District's most significant funds. The Weehawken Township School District's major governmental funds are the General Fund, Special Revenue Fund, Capital Projects Fund and Debt Service Fund. The General Fund cash and cash equivalents and receivables are considered significant balances of the District's fund financial statements. Receivables and unearned revenues are considered significant balances for the special revenue fund.

Governmental Funds

Most of the Weehawken Township School District's activities are reported in governmental funds, which focus on how monies flow into and out of those funds and the balances left at fiscal year-end for spending in future periods. These funds are reported using an accounting method called modified accrual accounting, which measures cash and all other financial assets that can readily be converted to cash. The governmental fund statements provide a detailed short-term view of the Weehawken Township School District's general government operations and the basic services it provides. Governmental fund information helps determine whether there are more or less financial resources that can be spent in the near future to finance educational programs. The relationship, or differences, between governmental activities reported in the statement of net position and the statement of activities and the governmental funds is reconciled in the financial statements.

Enterprise Fund

The enterprise fund uses the same basis of accounting as business-type activities; therefore, their statements are essentially the same.

**WEEHAWKEN TOWNSHIP SCHOOL DISTRICT
MANAGEMENT'S DISCUSSION AND ANALYSIS
FOR THE FISCAL YEAR ENDED JUNE 30, 2024**

Reporting the Weehawken Township School District's Most Significant Funds (Continued)

The perspective of the statement of net position is of the Weehawken Township School District as a whole. Table 1 provides a summary of the Weehawken Township School District's net position for the fiscal years 2024 and 2023, respectively.

Total assets equal \$48,010,591 and \$28,631,666. Total assets for Governmental Activities are \$47,811,781 and \$28,254,799. Total assets for Business Type Activities are \$198,810 and \$376,867.

Table 1
Net Position

	Governmental Activities		Business Type Activities		Total	
	2024	2023	2024	2023	2024	2023
ASSETS						
Current and Other Assets	\$ 26,597,813	\$ 9,384,294	\$ 97,559	\$ 303,010	\$ 26,695,372	\$ 9,687,304
Capital Assets, Net	21,213,968	18,870,505	101,251	73,857	21,315,219	18,944,362
Total Assets	47,811,781	28,254,799	198,810	376,867	48,010,591	28,631,666
DEFERRED OUTFLOWS OF RESOURCES						
	862,926	629,228	-	-	862,926	629,228
LIABILITIES						
Current and Other Liabilities	8,206,500	4,819,831	34,700	42,983	8,241,200	4,862,814
Long-Term Liabilities	33,241,270	16,096,385	-	-	33,241,270	16,096,385
Net Pension Liability	4,359,746	4,172,110	-	-	4,359,746	4,172,110
Total Liabilities	45,807,516	25,088,326	34,700	42,983	45,842,216	25,131,309
DEFERRED INFLOWS OF RESOURCES						
	254,642	611,803	-	-	254,642	611,803
NET POSITION						
Net Investment in Capital Assets	(13,400,032)	1,425,505	101,251	73,857	(13,298,781)	1,499,362
Restricted	19,075,975	4,428,032	-	-	19,075,975	4,428,032
Unrestricted	(3,063,394)	(2,669,639)	62,859	260,027	(3,000,535)	(2,409,612)
Total Net Position	\$ 2,612,549	\$ 3,183,898	\$ 164,110	\$ 333,884	\$ 2,776,659	\$ 3,517,782

The largest portion of the District's net position reflects its investment in capital assets (e.g., land, buildings and improvements, and furniture and equipment); less any related debt (general obligation bonds payable and obligations under finance leases less unspent bond proceeds) used to acquire those assets that are still outstanding. The District uses these capital assets to provide services to students; consequently, these assets are not available for future spending. Although the District's investment in its capital assets is reported net of related debt, it should be noted that the resources needed to repay this debt must be provided from other sources, since the capital assets themselves cannot be used to liquidate these liabilities.

An additional portion of the District's net position represents resources that are subject to external restrictions on how they may be used. The remaining balance of unrestricted net position may be used to meet the District's ongoing obligations to students, employees, and creditors. The unrestricted net position includes the amount of long-term obligations that are not invested in capital assets, such as compensated absences.

At the end of the current fiscal year, the District is able to report a positive balance in total net position. The same situation held true for the prior fiscal year.

**WEEHAWKEN TOWNSHIP SCHOOL DISTRICT
MANAGEMENT'S DISCUSSION AND ANALYSIS
FOR THE FISCAL YEAR ENDED JUNE 30, 2024**

Reporting the Weehawken Township School District's Most Significant Funds (Continued)

Table 2 reflects the change in net position for fiscal years 2024 and 2023, respectively.

Table 2
Net Position

	Governmental Activities		Business Type Activities		Total	
	2024	2023	2024	2023	2024	2023
REVENUES						
Program Revenues:						
Charges for Services	\$ 298,773	\$ 264,040	\$ 183,550	\$ 260,921	\$ 482,323	\$ 524,961
Operating Grants	8,687,709	10,326,172	355,016	400,971	9,042,725	10,727,143
Capital Grants	1,156,946	358,369	-	-	1,156,946	358,369
Total Program Revenues	10,143,428	10,948,581	538,566	661,892	10,681,994	11,610,473
General Revenues:						
Property Taxes	26,274,395	25,587,531	-	-	26,274,395	25,587,531
Interest	936,011	23,039	-	-	936,011	23,039
Miscellaneous	157,766	413,100	-	-	157,766	413,100
Total General Revenues	27,368,172	26,023,670	-	-	27,368,172	26,023,670
Total Revenues	37,511,600	36,972,251	538,566	661,892	38,050,166	37,634,143
EXPENSES						
Instruction	22,040,211	21,141,168	-	-	22,040,211	21,141,168
Support Services:						
Pupils and Instructional Staff	7,042,170	6,389,374	-	-	7,042,170	6,389,374
General and Business						
Administrative Services	3,288,438	3,039,006	-	-	3,288,438	3,039,006
Plant Operations and Maintenance	3,501,451	3,202,231	-	-	3,501,451	3,202,231
Pupil Transportation	1,791,159	1,933,516	-	-	1,791,159	1,933,516
Charter Schools	174,303	105,420	-	-	174,303	105,420
Interest on Long-Term Liabilities	518,783	566,135	-	-	518,783	566,135
Food Service	-	-	701,233	556,136	701,233	556,136
Latchkey Program	-	-	7,107	26,732	7,107	26,732
Total Expenses	38,356,515	36,376,850	708,340	582,868	39,064,855	36,959,718
Excess Before Special Items	(844,915)	595,401	(169,774)	79,024	(1,014,689)	674,425
Special Item	273,566	-	-	-	273,566	-
Adjustment per valuation	-	407,647	-	-	-	407,647
Change in Net Position	(571,349)	1,003,048	(169,774)	79,024	(741,123)	1,082,072
Net Position, July 1	3,183,898	2,180,850	333,884	254,860	3,517,782	2,435,710
Net Position, June 30	\$ 2,612,549	\$ 3,183,898	\$ 164,110	\$ 333,884	\$ 2,776,659	\$ 3,517,782

The total decrease in net position for the fiscal year 2024 for Governmental Activities is (\$571,349) and the total increase in net position for the fiscal year 2023 for Governmental Activities is \$1,003,048. The total decrease in net position for the fiscal year 2024 for the Business-Type Activity is (\$169,774) and the total increase in net position for the fiscal year 2023 is \$79,024. The total decrease in net position for the fiscal year 2024 is (\$741,123) and the total increase in net position for fiscal year 2023 is \$1,082,072.

**WEEHAWKEN TOWNSHIP SCHOOL DISTRICT
MANAGEMENT'S DISCUSSION AND ANALYSIS
FOR THE FISCAL YEAR ENDED JUNE 30, 2024**

Governmental Activities

The statement of activities reflects the cost of program services and the charges for services and sales, grants, and contributions offsetting those services. Table 3, for government activities, indicates the total cost of services and the percentage cost of services. It identifies the cost of these services supported by tax revenues and unrestricted state entitlements.

Table 3a.
Governmental Activities

	Total Cost of Services		Percent of Total	
	2024	2023	2024	2023
Instruction	\$ 22,040,211	\$ 21,141,168	57.47%	58.12%
Support Services:				
Pupils and Instructional Staff	7,042,170	6,389,374	18.36%	17.56%
General and Business				
Administrative Services	3,288,438	3,039,006	8.57%	8.35%
Plant Operations and Maintenance	3,501,451	3,202,231	9.13%	8.80%
Pupil Transportation	1,791,159	1,933,516	4.67%	5.32%
Charter Schools	174,303	105,420	0.45%	0.29%
Interest on Long-Term Liabilities	518,783	566,135	1.35%	1.56%
Total Expenditures	\$ 38,356,515	\$ 36,376,850	100.00%	100.00%

Total expenses for governmental activities for fiscal years 2024 and 2023 were \$38,356,515 and \$36,376,850. Total operating expenses were comparable from 2024 to 2023.

Pupil transportation costs reflect the cost for salaries, overtime, maintenance of fleet and contracted transportation services. The District is a participant of the North Hudson Transportation Consortium with the Hudson County School of Technology.

To date the District has not been adversely impacted by Charter Schools. Currently the contribution to Charter Schools by the District for fiscal years 2024 and 2023 is \$174,303 and \$105,420. The district sends a total of 11 students to four charter schools.

**WEEHAWKEN TOWNSHIP SCHOOL DISTRICT
MANAGEMENT'S DISCUSSION AND ANALYSIS
FOR THE FISCAL YEAR ENDED JUNE 30, 2024**

Business-Type Activities

Table 3b.
Business Activities

	Total Cost of Services		Percent of Total	
	2024	2023	2024	2023
REVENUE				
Charges for Services	\$ 183,550	\$ 260,921	34.08%	39.42%
Operating Grants	355,016	400,971	65.92%	60.58%
Total Revenue	538,566	661,892	100.00%	100.00%
EXPENSES				
Food Service	701,233	556,136	99.00%	95.41%
Latchkey Program	7,107	26,732	1.00%	4.59%
Total Expense	708,340	582,868	100.00%	100.00%
Change in Net Position	\$ (169,774)	\$ 79,024		

The business-type activities of the Weehawken Township School District is the food service operation and extended care Latchkey program. This programs had revenues for the fiscal years 2024 and 2023 of \$538,566 and \$661,892 and expenses of \$708,340 and \$582,868, respectively. Total revenue decreased by \$123,326 mainly due to less daily sales and the phasing out of federal COVID-19 Pandemic relief funding. Total expenses increased \$125,472 mainly due to rising costs. The District had a (\$169,774) operating loss in fiscal year 2024.

Sources of Revenue

The local tax revenue increased \$686,864 in 2024 from 2023. For all governmental activities state revenues support 27.04%. The community, as a whole, is 70.04% of the support and other revenue accounts for 2.92% of the total cost of programs for Weehawken Township School District students.

Table 4
Sources of Revenue

Fiscal Year Ended June 30,	Local Tax Levy	Other Local Revenue	Operating Grants	Capital Grants	Total
2024	\$ 26,274,395	\$ 1,093,777	\$ 8,986,482	\$ 1,156,946	\$ 37,511,600
2023	25,587,531	436,139	10,590,212	358,369	36,972,251

Total revenues increased \$539,349 mainly due to increases in other local revenue which consists partly of interest income.

The Weehawken Township School District's Funds

The Weehawken Township School District's governmental funds are accounted for using standards established by the Governmental Accounting Standards Board Statement No. 34. Total governmental funds had revenues and other financing sources of \$35,453,930 and expenditures and other financing uses of \$38,356,515. The positive fund balance for the year reflects that the Weehawken Township School District was able to meet current costs.

**WEEHAWKEN TOWNSHIP SCHOOL DISTRICT
MANAGEMENT'S DISCUSSION AND ANALYSIS
FOR THE FISCAL YEAR ENDED JUNE 30, 2024**

General Fund Budgeting Highlights

The Weehawken Township School District's budget is prepared according to New Jersey statutes. During the 2023-2024 school year, all schools in the District operated within the boundaries of state budget guidelines.

The Weehawken Township School District's budget is based on accounting for certain transactions on a basis of cash receipts, disbursements, and encumbrances. The most significant budgeted fund is the General Fund.

During the course of fiscal year 2024, the Weehawken Township School District amended its General Fund budget as needed. The budgeting systems are designed to tightly control total site budgets, but provide flexibility for program management.

For the General Fund, final budgeted revenues and other financing sources in the amount of \$27,342,650 were equal to original budgeted revenues.

General Fund revenues and other financing sources were greater than expenditures and other financing uses. Funds from these and other sources add to excess surplus by approximately \$1,053,143. At June 30, 2024 there was \$1,053,143 excess surplus designated for subsequent year's budget. The Weehawken Township School District will allocate the excess surplus remaining of \$0 in the 2025-2026 District School Budget. The allocation and projection of surplus are in compliance with New Jersey Department of Education Budgetary Guidelines. The excess surplus reflects a \$153,437 final state aid payment for June 30, 2024, however this amount is not reflected in the District Intergovernmental Receivable Account.

Capital Assets and Depreciation

Capital Assets

At the end of fiscal years 2024 and 2023, the Weehawken Township School District had \$21,213,968 and \$18,870,505, respectively invested in capital assets (net of depreciation), for governmental activities. More information on capital assets and depreciation is represented in Note 5 to the basic financial statements.

Table 5
Capital Assets and Depreciation

	Balance at June 30, 2023	Additions	Disposals	Balance at June 30, 2024
Governmental Activities:				
Non-Depreciable	\$ 602,575	\$ -	\$ -	\$ 602,575
Depreciable	42,969,181	4,483,805	-	47,452,986
Total at Historical Cost	43,571,756	4,483,805	-	48,055,561
Less Accumulated Depreciation	(24,701,251)	(2,140,342)	-	(26,841,593)
Capital Assets, Net	<u>\$ 18,870,505</u>	<u>\$ 2,343,463</u>	<u>\$ -</u>	<u>\$ 21,213,968</u>
Business-Type Activities:				
Depreciable	\$ 159,828	\$ 37,191	\$ (15,450)	\$ 181,569
Less Accumulated Depreciation	(85,971)	(9,797)	15,450	(80,318)
Capital Assets, Net	<u>\$ 73,857</u>	<u>\$ 27,394</u>	<u>\$ -</u>	<u>\$ 101,251</u>

**WEEHAWKEN TOWNSHIP SCHOOL DISTRICT
MANAGEMENT'S DISCUSSION AND ANALYSIS
FOR THE FISCAL YEAR ENDED JUNE 30, 2024**

Capital Assets and Depreciation (Continued)

Depreciation expense was charged to Governmental Activities as follows:

Instruction	\$ 1,167,524
Support Services	<u>972,818</u>
Total Depreciation Expense	<u><u>\$ 2,140,342</u></u>

Long-Term Liabilities

At June 30, 2024 and 2023, the Weehawken Township School District had \$40,135,399 and \$21,858,495 in long term debt payable from governmental fund resources and no long-term debt payable from proprietary fund resources. More detailed information about long-term debt is represented in Note 7 to the basic financial statements.

Table 6
Changes in Long-Term Debt

	<u>Balance</u> <u>June 30, 2023</u>	<u>Additions</u>	<u>Deductions</u>	<u>Balance</u> <u>June 30, 2024</u>
Governmental Activities:				
Bonds Payable	\$ 17,445,000	\$ 18,759,000	\$ 1,590,000	\$ 34,614,000
Compensated Absences	241,385	95,885	-	337,270
sub-total	<u>17,686,385</u>	<u>18,854,885</u>	<u>1,590,000</u>	<u>34,951,270</u>
Net Pension Liability	<u>4,172,110</u>	<u>1,266,661</u>	<u>254,642</u>	<u>5,184,129</u>
Total Governmental Activities Long-Term Liabilities	<u><u>\$ 21,858,495</u></u>	<u><u>\$ 20,121,546</u></u>	<u><u>\$ 1,844,642</u></u>	<u><u>\$ 40,135,399</u></u>

Current Issues

The Weehawken Township School District has been and continues to utilize sound accounting practices in the state of a declining economy and uncertainty in state funding. Approximately eighty eight percent of the school budget is funded by local taxes, which during tough economic times make it difficult to increase educational programs within budgeted guidelines.

As always the Weehawken Township School District will continue to meet the core curriculum content standards and help our children reach their maximum potential.

Contacting the Weehawken Township School District's Financial Management

The Management Discussion and Analysis of this financial report is designed to provide citizens, taxpayers and investors with a snapshot of the Weehawken Township School District's finances, also, to reflect the Weehawken Township School District's accountability for the monies it receives. Questions about this report or additional financial information needs should be directed to, Mr. Eric Crespo – Superintendent of Schools, Weehawken Township School District, 53 Liberty Place, Weehawken, New Jersey 07086.

BASIC FINANCIAL STATEMENTS

GOVERNMENT-WIDE FINANCIAL STATEMENTS

**WEEHAWKEN TOWNSHIP SCHOOL DISTRICT
STATEMENT OF NET POSITION
JUNE 30, 2024**

EXHIBIT A-1

	<u>Governmental Activities</u>	<u>Business-Type Activities</u>	<u>Totals</u>
ASSETS			
Cash and cash equivalents	\$ 6,494,342	\$ 34,228	\$ 6,528,570
Receivables, net	1,480,616	48,273	1,528,889
Inventory	-	15,058	15,058
Restricted cash and cash equivalents	18,622,855	-	18,622,855
Capital assets, net:			
Non-depreciable	602,575	-	602,575
Depreciable	20,611,393	101,251	20,712,644
Total Assets	<u>47,811,781</u>	<u>198,810</u>	<u>48,010,591</u>
DEFERRED OUTFLOWS OF RESOURCES			
Pension deferrals	<u>862,926</u>	<u>-</u>	<u>862,926</u>
LIABILITIES			
Accounts payable	5,814,301	34,808	5,849,109
Internal balances	11,164	(11,164)	-
Payroll deductions and withholdings payable	313,815	-	313,815
Unearned revenue	357,220	4,508	361,728
prepaid income	-	6,548	6,548
Noncurrent liabilities:			
Due within one year	1,710,000	-	1,710,000
Due beyond one year	33,241,270	-	33,241,270
Net pension liability	4,359,746	-	4,359,746
Total Liabilities	<u>45,807,516</u>	<u>34,700</u>	<u>45,842,216</u>
DEFERRED INFLOWS OF RESOURCES			
Pension deferrals	<u>254,642</u>	<u>-</u>	<u>254,642</u>
NET POSITION			
Net investment in capital assets	(13,400,032)	101,251	(13,298,781)
Restricted for:			
Capital projects	16,055,169	-	16,055,169
Other purposes	3,020,806	-	3,020,806
Unrestricted	(3,063,394)	62,859	(3,000,535)
Total net position	<u>\$ 2,612,549</u>	<u>\$ 164,110</u>	<u>\$ 2,776,659</u>

The accompanying Notes to Basic Financial Statements are an integral part of this statement.

WEEHAWKEN TOWNSHIP SCHOOL DISTRICT
STATEMENT OF ACTIVITIES
FOR THE FISCAL YEAR ENDED JUNE 30, 2024

EXHIBIT A-2

Functions/Programs	Expenses	Program Revenues			Net (Expense) Revenue and Changes in Net Position		
		Charges for Services	Operating Grants and Contributions	Capital Grants and Contributions	Governmental Activities	Business-type Activities	Total
Governmental activities:							
Instruction:							
Regular	\$ 16,354,472	\$ 167,347	\$ 3,878,347	\$ -	\$ (12,308,778)	\$ -	\$ (12,308,778)
Special education	4,021,484	-	673,256	-	(3,348,228)	-	(3,348,228)
Other special instruction	123,299	-	19,098	-	(104,201)	-	(104,201)
Other instruction	1,540,956	-	261,027	-	(1,279,929)	-	(1,279,929)
Support services:							
Tuition	1,006,077	-	234,033	-	(772,044)	-	(772,044)
Student & instruction related services	6,036,093	131,426	1,766,362	-	(4,138,305)	-	(4,138,305)
School administrative services	651,280	-	219,059	-	(432,221)	-	(432,221)
General and business administrative services	2,637,158	-	369,842	-	(2,267,316)	-	(2,267,316)
Plant operations and maintenance	3,501,451	-	675,909	1,156,946	(1,668,596)	-	(1,668,596)
Pupil transportation	1,791,159	-	416,659	-	(1,374,500)	-	(1,374,500)
Charter schools	174,303	-	43,788	-	(130,515)	-	(130,515)
Interest on long-term liabilities	518,783	-	130,329	-	(388,454)	-	(388,454)
Total governmental activities	<u>38,356,515</u>	<u>298,773</u>	<u>8,687,709</u>	<u>1,156,946</u>	<u>(28,213,087)</u>	<u>-</u>	<u>(28,213,087)</u>
Business-type activities:							
Food service	701,233	174,964	355,016	-	-	(171,253)	(171,253)
Latchkey program	7,107	8,586	-	-	-	1,479	1,479
Total business-type activities	<u>708,340</u>	<u>183,550</u>	<u>355,016</u>	<u>-</u>	<u>-</u>	<u>(169,774)</u>	<u>(169,774)</u>
Total primary government	<u>\$ 39,064,855</u>	<u>\$ 482,323</u>	<u>\$ 9,042,725</u>	<u>\$ 1,156,946</u>	<u>(28,213,087)</u>	<u>(169,774)</u>	<u>(28,382,861)</u>
General revenues:							
Property taxes, levied for general purpose, net					24,673,264	-	24,673,264
Property taxes, levied for debt service					1,601,131	-	1,601,131
Investment earnings					936,011	-	936,011
Miscellaneous income					157,766	-	157,766
Special item - bond premium					273,566	-	273,566
Total general revenues					<u>27,641,738</u>	<u>-</u>	<u>27,641,738</u>
Change in net position					(571,349)	(169,774)	(741,123)
Net position, July 1					3,183,898	333,884	3,517,782
Net position, June 30					<u>\$ 2,612,549</u>	<u>\$ 164,110</u>	<u>\$ 2,776,659</u>

The accompanying Notes to Basic Financial Statements are an integral part of this statement.

FUND FINANCIAL STATEMENTS

GOVERNMENTAL FUNDS

WEEHAWKEN TOWNSHIP SCHOOL DISTRICT
BALANCE SHEET
GOVERNMENTAL FUNDS
JUNE 30, 2024

EXHIBIT B-1

	General	Special Revenue	Capital Projects	Debt Service	Total Governmental Funds
ASSETS					
Cash and cash equivalents	\$ 6,494,342	\$ -	\$ -	\$ -	\$ 6,494,342
Interfund receivable	500,402	-	-	1,099,202	1,599,604
Intergovernmental receivable:					
Federal	-	471,824	-	-	471,824
State	663,759	345,033	-	-	1,008,792
Restricted assets:					
Cash and cash equivalents	1,089,106	146,598	17,380,671	6,480	18,622,855
Total assets	\$ 8,747,609	\$ 963,455	\$ 17,380,671	\$ 1,105,682	\$ 28,197,417
LIABILITIES AND FUND BALANCES					
Liabilities:					
Interfund payable	\$ 11,164	\$ 500,402	\$ 1,099,202	\$ -	\$ 1,610,768
Accounts payable	4,944,492	67,283	226,300	-	5,238,075
Payroll deductions and withholdings payable	313,815	-	-	-	313,815
Unearned revenue	-	357,220	-	-	357,220
Total liabilities	5,269,471	924,905	1,325,502	-	7,519,878
Fund Balances:					
Restricted for:					
Excess surplus - prior year - designated for subsequent year's expenditures	1,053,143	-	-	-	1,053,143
Excess surplus - current year	-	-	-	-	-
Capital reserve	300,000	-	-	-	300,000
Maintenance reserve	473,291	-	-	-	473,291
Capital projects fund	-	-	16,019,069	-	16,019,069
Scholarships	-	18,077	-	-	18,077
Student activities	-	70,613	-	-	70,613
Debt service	-	-	-	1,105,352	1,105,352
Assigned fund balance:					
Year-end encumbrances	356,952	-	36,100	-	393,052
General fund:					
Designated for subsequent year's expenditures	1,051,589	-	-	330	1,051,919
Unassigned fund balance	243,163	(50,140)	-	-	193,023
Total fund balances	3,478,138	38,550	16,055,169	1,105,682	20,677,539
Total liabilities and fund balances	\$ 8,747,609	\$ 963,455	\$ 17,380,671	\$ 1,105,682	\$ 28,197,417

WEEHAWKEN TOWNSHIP SCHOOL DISTRICT
 BALANCE SHEET
 GOVERNMENTAL FUNDS
 JUNE 30, 2024

EXHIBIT B-1

Reconciliation of the balance sheet to the statement of net position:

Total fund balances - governmental funds (from B-1)		\$ 20,677,539
Amounts reported for governmental activities in the statement of net position (A-1) are different because:		
Capital assets used in government activities are not financial resources and therefore are not reported in the funds. The cost of the assets is \$48,055,561 and the accumulated depreciation is \$26,841,593.		21,213,968
Certain amounts resulting from the measurement of the net pension liability are reported as either deferred inflows of resources or deferred outflows of resources on the statement of net position and deferred over future years.		
Deferred pension outflows	\$ 862,926	
Deferred pension inflows	<u>(254,642)</u>	608,284
Additional accounts payable for pension contribution offset by deferred outflow for pension liabilities		(576,226)
Long-term liabilities are not due and payable in the current period and therefore are not reported as liabilities in the funds:		
Bonds payable	(34,614,000)	
Compensated absences liability	(337,270)	
Net pension liability	<u>(4,359,746)</u>	<u>(39,311,016)</u>
Net position of governmental activities		<u>\$ 2,612,549</u>

**WEEHAWKEN TOWNSHIP SCHOOL DISTRICT
STATEMENT OF REVENUES, EXPENDITURES AND CHANGES IN FUND BALANCE
GOVERNMENTAL FUNDS
FOR THE FISCAL YEAR ENDED JUNE 30, 2024**

EXHIBIT B-2

	General	Special Revenue	Capital Projects	Debt Service	Total Governmental Funds
REVENUES					
Local tax levy	\$ 24,673,264	\$ -	\$ -	\$ 1,601,131	\$ 26,274,395
Interest earned	110,375	-	825,636	-	936,011
Tuition	167,347	-	-	-	167,347
Miscellaneous	157,766	131,426	-	-	289,192
Federal sources	49,892	3,000,080	-	-	3,049,972
State sources	8,509,765	547,568	-	513,781	9,571,114
Total revenues	33,668,409	3,679,074	825,636	2,114,912	40,288,031
EXPENDITURES					
Current:					
Regular instruction	9,450,857	1,554,242	-	-	11,005,099
Special education instruction	2,481,345	-	-	-	2,481,345
Other special instruction	76,021	-	-	-	76,021
Other instruction	1,039,037	-	-	-	1,039,037
Support services and undistributed costs:					
Tuition	931,588	-	-	-	931,588
Student & instruction related services	3,501,960	1,039,649	-	-	4,541,609
School administrative services	871,982	-	-	-	871,982
Other administrative services	1,472,182	-	-	-	1,472,182
Operation and maintenance of plant services	2,690,505	-	-	-	2,690,505
Student transportation	1,658,543	-	-	-	1,658,543
Employee benefits	11,594,086	-	-	-	11,594,086
Capital outlay	691,469	1,156,946	2,706,314	-	4,554,729
Debt Service					
Principal	-	-	-	1,590,000	1,590,000
Interest	-	-	-	518,783	518,783
Charter school	174,303	-	-	-	174,303
Total expenditures	36,633,878	3,750,837	2,706,314	2,108,783	45,199,812
(Deficiency) excess of revenues over expenditures	(2,965,469)	(71,763)	(1,880,678)	6,129	(4,911,781)
OTHER FINANCING SOURCES (USES)					
Bond proceeds	-	-	18,759,000	-	18,759,000
Special item - bond premium	-	-	273,566	-	273,566
Transfer to Debt Service	-	-	(1,099,202)	1,099,202	-
Total other financing sources (uses)	-	-	17,933,364	1,099,202	19,032,566
Net changes in fund balance	(2,965,469)	(71,763)	16,052,686	1,105,331	14,120,785
Fund balances, July 1	6,443,607	110,313	2,483	351	6,556,754
Fund balances, June 30	\$ 3,478,138	\$ 38,550	\$ 16,055,169	\$ 1,105,682	\$ 20,677,539

The accompanying Notes to Basic Financial Statements are an integral part of this statement.

**WEEHAWKEN TOWNSHIP SCHOOL DISTRICT
RECONCILIATION OF THE STATEMENT OF REVENUES, EXPENDITURES
AND CHANGES IN FUND BALANCES OF GOVERNMENTAL FUNDS
TO THE STATEMENT OF ACTIVITIES
FOR THE FISCAL YEAR ENDED JUNE 30, 2024**

EXHIBIT B-3

Total net change in fund balances - governmental funds (from B-2)		\$ 14,120,785
Amounts reported for governmental activities in the statement of activities (A-2) are different because:		
Capital outlays are reported in governmental funds as expenditures. However in the statement of activities, the cost of those assets is allocated over their estimated useful lives as depreciation expense. This is the amount by which depreciation exceeded capital outlays in the period.		
	Depreciation expense	\$ (2,140,342)
	Capital outlays	4,483,805
		<u>2,343,463</u>
Repayment of financed purchases are an expenditure in the governmental funds, but the repayment reduces long-term liabilities in the statement of net assets and is not reported in the statement of activities		
	Repayment of bond principal	1,590,000
Proceeds from debt issues are a financing source in governmental funds. They are not revenues in the statement of activities, issuing debt increases long-term liabilities in the statement of net assets.		
	Bond Proceeds	(18,759,000)
In the statement of activities, certain operating expenses, e.g., compensated absences (vacations) are measured by the amounts earned during the year. In the governmental funds, however, expenditures for these items are reported in the amount of financial resources used (paid). When the earned amount exceeds the paid amount, the difference is a reduction in the reconciliation (-); when the paid amount exceeds the earned amount the difference is an addition to the reconciliation (+).		
	Compensated absences accrued	(95,885)
	Additional PERS pension expense recognized	\$229,288
	Additional on-behalf TPAF pension expense	\$3,059,522
	Additional on-behalf TPAF pension contribution	(\$3,059,522)
	Additional on-behalf OPEB expense	(283,091)
	Additional on-behalf OPEB contribution	283,091
		<u>133,403</u>
Change in net position of governmental activities		<u>\$ (571,349)</u>

PROPRIETARY FUND

**WEEHAWKEN TOWNSHIP SCHOOL DISTRICT
STATEMENT OF NET POSITION
PROPRIETARY FUND
JUNE 30, 2024**

EXHIBIT B-4

	Food Service Fund	Latchkey Program	Business-type Activity - Enterprise Fund Total
ASSETS			
Current assets:			
Cash and cash equivalents	\$ 29,667	\$ 4,561	\$ 34,228
Interfund receivable	11,164	-	11,164
Intergovernmental receivable	48,273	-	48,273
Inventory	15,058	-	15,058
Total current assets	<u>104,162</u>	<u>4,561</u>	<u>108,723</u>
Noncurrent assets:			
Equipment	181,569	-	181,569
Less: accumulated depreciation	(80,318)	-	(80,318)
Total noncurrent assets	<u>101,251</u>	<u>-</u>	<u>101,251</u>
Total assets	<u>205,413</u>	<u>4,561</u>	<u>209,974</u>
LIABILITIES			
Current liabilities:			
Accounts payable	34,808	-	34,808
Prepaid income	6,548	-	6,548
Unearned income	4,508	-	4,508
Total liabilities	<u>45,864</u>	<u>-</u>	<u>45,864</u>
NET POSITION			
Investment in capital assets	101,251	-	101,251
Unrestricted	58,298	4,561	62,859
Total net position	<u>\$ 159,549</u>	<u>\$ 4,561</u>	<u>\$ 164,110</u>

The accompanying Notes to Basic Financial Statements are an integral part of this statement.

WEEHAWKEN TOWNSHIP SCHOOL DISTRICT
STATEMENT OF REVENUES, EXPENSES, AND CHANGES IN FUND NET POSITION
PROPRIETARY FUND
FOR THE FISCAL YEAR ENDED JUNE 30, 2024

EXHIBIT B-5

	Food Service Fund	Latchkey Program	Business-type Activity - Enterprise Fund Total
OPERATING REVENUES			
Charges for services:			
Daily sales - nonreimbursable programs	\$ 174,964	\$ -	\$ 174,964
Community service activities	-	8,586	8,586
Total operating revenues	<u>174,964</u>	<u>8,586</u>	<u>183,550</u>
OPERATING EXPENSES			
Cost of sales - reimbursable programs	259,855	-	259,855
Salaries and wages	224,494	2,926	227,420
Employee benefits	48,037	-	48,037
Purchased services	6,262	4,181	10,443
Supplies and materials	28,560	-	28,560
Insurance - Other	2,389	-	2,389
Uniforms	1,160	-	1,160
Management fees	48,021	-	48,021
Depreciation expense	9,797	-	9,797
Bad debt expense	72,658	-	72,658
Total operating expenses	<u>701,233</u>	<u>7,107</u>	<u>708,340</u>
Operating (loss) gain	<u>(526,269)</u>	<u>1,479</u>	<u>(524,790)</u>
NONOPERATING REVENUES			
State sources:			
State school breakfast program	110	-	110
State school breakfast NJEIE program	78	-	78
State school lunch program	8,340	-	8,340
State school lunch NJEIE program	2,187	-	2,187
Federal sources:			
School breakfast program	27,885	-	27,885
School Lunch program	210,192	-	210,192
Food distribution program	43,437	-	43,437
Healthy hunger-free kids act program	8,335	-	8,335
Supply Chain Assistance Grant	34,019	-	34,019
Local food for schools program	4,096	-	4,096
Pandemic EBT administrative	653	-	653
Nation school lunch equipment grant	15,684	-	15,684
Total nonoperating revenues	<u>355,016</u>	<u>-</u>	<u>355,016</u>
Change in net position	(171,253)	1,479	(169,774)
Net position, July 1	330,802	3,082	333,884
Net position, June 30	<u>\$ 159,549</u>	<u>\$ 4,561</u>	<u>\$ 164,110</u>

The accompanying Notes to Basic Financial Statements are an integral part of this statement.

**WEEHAWKEN TOWNSHIP SCHOOL DISTRICT
STATEMENT OF CASH FLOWS
PROPRIETARY FUND
FOR THE FISCAL YEAR ENDED JUNE 30, 2024**

EXHIBIT B-6

	Food Service Fund	Latchkey Program	Business-type Activity - Enterprise Fund Total
CASH FLOWS FROM OPERATING ACTIVITIES			
Receipts from customers	\$ 174,965	\$ 8,586	\$ 183,551
Payments to employees	(224,494)	(2,926)	(227,420)
Payments for employee benefits	(48,037)	-	(48,037)
Payments to suppliers	(308,865)	(6,625)	(315,490)
Net cash (used) provided by operating activities	<u>(406,431)</u>	<u>(965)</u>	<u>(407,396)</u>
CASH FLOWS FROM NON-CAPITAL FINANCING ACTIVITIES			
State sources	9,211	-	9,211
Federal sources	269,403	-	269,403
Net cash provided by non-capital financing activities	<u>278,614</u>	<u>-</u>	<u>278,614</u>
CASH FLOWS FROM CAPITAL AND RELATED FINANCING ACTIVITIES			
Acquisition of assets	(37,191)	-	(37,191)
Net (decrease) increase in cash	(165,008)	(965)	(165,973)
Balance, July 1	194,675	5,526	200,201
Balance, June 30	<u>29,667</u>	<u>4,561</u>	<u>\$ 34,228</u>
RECONCILIATION OF OPERATING (LOSS) TO NET CASH (USED) PROVIDED BY OPERATING ACTIVITIES			
Operating (loss)	\$ (526,269)	\$ 1,479	\$ (524,790)
Adjustment to reconcile operating (loss) to net cash (used) provided by operating activities:			
Depreciation	9,797	-	9,797
Food distribution program	43,437	-	43,437
Decrease in accounts receivable	66,111	-	66,111
Decrease in inventory	6,332	-	6,332
(Decrease) increase in accounts payable	(16,895)	(2,444)	(19,339)
Increase in prepaid income	6,548	-	6,548
Increase in unearned income	4,508	-	4,508
Total adjustments	<u>119,838</u>	<u>(2,444)</u>	<u>117,394</u>
Net cash (used) provided by operating activities	<u>\$ (406,431)</u>	<u>\$ (965)</u>	<u>\$ (407,396)</u>
NON-CASH ACTIVITY FROM NON-CAPITAL			
Food distribution program	<u>\$ 43,437</u>	<u>\$ -</u>	<u>\$ 43,437</u>

The accompanying Notes to Basic Financial Statements are an integral part of this statement.

NOTES TO BASIC FINANCIAL STATEMENTS

**WEEHAWKEN TOWNSHIP SCHOOL DISTRICT
NOTES TO BASIC FINANCIAL STATEMENTS
FOR THE FISCAL YEAR ENDED JUNE 30, 2024**

NOTE 1. SUMMARY OF SIGNIFICANT ACCOUNTING POLICIES

The financial statements of the Weehawken Township School District (the “District”) have been prepared in conformity with generally accepted accounting principles (GAAP) as applied to governmental units. The Governmental Accounting Standards Board (GASB) is the accepted standard-setting body for establishing governmental accounting and financial reporting principles.

The more significant of the District’s accounting policies are described below.

A. Reporting Entity:

The reporting entity is composed of a) the primary government, b) organizations for which the primary government is financially accountable, and c) other organizations for which the nature and significance of their relationship with the primary government are such that exclusion would cause the reporting entity’s financial statements to be misleading or incomplete.

The definition of the reporting entity is based primarily on the notion of financial accountability. A primary government is financially accountable for legally separate organizations if its officials appoint a voting majority of an organization’s governing body and either it is able to impose its will on that organization or there is a potential for the organization to provide specific financial benefits to, or to impose specific financial burdens on, the primary government. A primary government may also be financially accountable for governmental organizations that are fiscally dependent on it.

The District, as the primary government for financial reporting entity purposes, has oversight, responsibility and control over all activities related to the Weehawken Township School District, in Weehawken, New Jersey. The District receives funding from local, state, and federal government sources and must comply with the requirements of these funding source entities.

The Weehawken Township School District is an instrumentality of the State of New Jersey, established to function as an education institution. The District is a Type II District located in the county of Hudson, State of New Jersey. As a Type II, the District functions independently through a Board of Education (the “Board”). The Board is comprised of nine members appointed to three-year terms. The purpose of the District is to educate students in grades K-12.

Component units are legally separate organizations for which the District is financially accountable. Based on the foregoing criteria, the District has no component units that are required to be included within the reporting entity, as set forth in Section 2100 of GASB Codification of Governmental Accounting and Financial Reporting Standards. Furthermore, the District is not includable in any other reporting entity as a component unit.

B. Basic Financial Statements - Government-Wide Statements:

The Government-wide financial statements (i.e., the statement of net position and the statement of activities) report information on all of the activities of the District. For the most part, the effect of interfund activity has been removed from these statements. Governmental activities, which normally are supported by taxes and intergovernmental revenues, are reported separately from business type activities, which rely to a significant extent on fees and charges for support.

The statement of activities demonstrates the degree to which the direct expenses of a given function or segment are offset by program revenues. Direct expenses are those that are clearly identifiable with a specific function. Program revenues include 1) charges to customers, students or applicants who purchase, use, or directly benefit from goods, services, or privileges provided by a given function and 2) grants and contributions that are restricted to meeting the operational or capital requirements of a particular function. Taxes and other items not properly included among program revenues are reported instead as general revenues.

Separate financial statements are provided for governmental funds and proprietary funds. Major individual governmental funds and the proprietary fund are reported as separate columns in the fund financial statements. The New Jersey Department of Education requires that all funds be reported as major to promote consistency among school districts in the State of New Jersey.

**WEEHAWKEN TOWNSHIP SCHOOL DISTRICT
NOTES TO BASIC FINANCIAL STATEMENTS
FOR THE FISCAL YEAR ENDED JUNE 30, 2024**

NOTE 1. SUMMARY OF SIGNIFICANT ACCOUNTING POLICIES (Continued)

C. Basic Financial Statements - Fund Financial Statements:

Governmental fund financial statements are reported using the current financial resources measurement focus and the modified accrual basis of accounting. Revenues are recognized as soon as they are both measurable and available. Revenues are considered to be available when they are collectible within the current period or soon enough thereafter to pay liabilities of the current period. For this purpose, the District considers all revenues to be available if they are collected within 60 days of the end of the current fiscal period. Expenditures generally are recorded when a liability is incurred, as under accrual accounting. However, expenditures related to compensated absences and finance purchases are recorded only when payment is due.

Property taxes, interest, and state equalization monies associated with the current fiscal period are all considered to be susceptible to accrual and so have been recognized as revenues of the current fiscal year. All other revenues are considered to be measurable and available only when the District receives cash.

The District has reported the following major funds:

GOVERNMENTAL FUNDS

The focus of the governmental funds' measurement (in the fund statements) is upon determination of financial position and changes in financial position (sources, uses, and balances of financial resources) rather than upon net income. The following is a description of the governmental funds of the District:

General Fund - The General Fund is the general operating fund of the District. It is used to account for all financial resources except those required to be accounted for in another fund. Included are certain expenditures for vehicles and movable instructional or noninstructional equipment which are classified in the capital outlay sub fund.

As required by the New Jersey State Department of Education, the District includes budgeted capital outlay in this fund. Generally accepted accounting principles as they pertain to governmental entities state that General Fund resources may be used to directly finance capital outlays for long-lived improvements as long as the resources in such cases are derived exclusively from unrestricted revenues.

Resources for budgeted capital outlay purposes are normally derived from State of New Jersey Aid, District taxes and appropriated fund balance. Expenditures are those that result in the acquisition of or additions to fixed assets for land, existing buildings, improvements of grounds, construction of buildings, additions to or remodeling of buildings and the purchase of built-in equipment.

Special Revenue Fund - The Special Revenue Fund is used to account for the proceeds of specific revenue from State and Federal Government (other than Major Capital Projects, Debt Service or the Enterprise Funds) and local appropriations that are legally restricted or committed to expenditures for specified purposes, other than capital projects.

Capital Projects Fund - The Capital Projects Fund is used to account for all financial resources that are restricted, committed or assigned to an expenditure for capital outlays, including the acquisition or construction of major capital facilities or other capital assets (other than those financed by Proprietary Funds). The financial resources are derived from temporary notes or serial bonds that are specifically authorized by the voters as a separate question on the ballot either during the annual election or at a special election and by funding from the State of New Jersey School Development Authority (SDA).

Debt Service Fund - The Debt Service Fund is used to account for the accumulation of resources for, and the payment of, principal and interest on bonds issued to finance major property acquisition, construction or improvement programs.

**WEEHAWKEN TOWNSHIP SCHOOL DISTRICT
NOTES TO BASIC FINANCIAL STATEMENTS
FOR THE FISCAL YEAR ENDED JUNE 30, 2024**

NOTE 1. SUMMARY OF SIGNIFICANT ACCOUNTING POLICIES (Continued)

C. Basic Financial Statements – Fund Financial Statements (Continued):

PROPRIETARY FUND

The focus of Proprietary Fund measurement is upon determination of operating income, changes in net position, financial position and cash flows. The generally accepted accounting principles applicable are those similar to businesses in the private sector. The following is a description of the Proprietary Fund of the District:

Enterprise Fund - The Enterprise Fund is utilized to account for operations that are financed and operated in a manner similar to private business enterprises - where the intent of the District is that the cost (i.e. expenses including depreciation and indirect costs) of providing goods or services to the students on a continuing basis be financed or recovered primarily through user charges; or, where the District has decided that periodic determination of revenues earned, expenses incurred, and/or net income is appropriate for capital maintenance, public policy, management control, accountability or other purposes.

The District’s Enterprise Fund is comprised of the Food Service Fund and the Extended Care Latchkey Program.

The Proprietary Fund is accounted for on a cost of services or “economic resource” measurement focus. This means that all assets and all liabilities, whether current or noncurrent, associated with their activity are included on their statements of net position. Their reported net position (net total assets) are segregated into net investment in capital asset or unrestricted. Proprietary Fund type operating statements present increases (revenues) and decreases (expenses) in net total position.

Depreciation of all exhaustive capital assets used by Proprietary Funds is charged as an expense against their operations. Accumulated depreciation is reported on Proprietary Funds balance sheets. Depreciation has been provided over the estimated useful lives using the straight-line method.

The estimated useful lives are as follows:

Food Service Fund:	
Machinery and Equipment	5-10 Years

The emphasis in fund financial statements is on the major funds in either the governmental or business-type activities categories. GASB No. 34 sets forth minimum criteria (percentage of the assets, liabilities, revenues or expenditures/expenses of either fund category or the governmental and enterprise combined) for the determination of major funds. The District considers all governmental and business type funds to be major.

D. Measurement Focus and Basis of Accounting:

The Government-wide financial statements are reported using the economic resources measurement focus and the accrual basis of accounting, as are the proprietary fund financial statements. Revenues are recorded when earned and expenses are recorded when a liability is incurred, regardless of the timing of related cash flows. Property taxes are recognized as revenues in the year for which they are levied. Grants and similar items are recognized as revenue as soon as all eligibility requirements imposed by the provider have been met.

As a general rule, the effect of interfund activity has been eliminated from the government-wide financial statements, however, interfund services provided and used are not eliminated in the process of consolidation.

Amounts reported as program revenues include 1) fees charged to customers or applicants for goods, services, or privileges provided, 2) operating grants and contributions, and 3) capital grants and contributions. Internally dedicated resources are reported as general revenues rather than as program revenues. Likewise, general revenues include all taxes.

**WEEHAWKEN TOWNSHIP SCHOOL DISTRICT
NOTES TO BASIC FINANCIAL STATEMENTS
FOR THE FISCAL YEAR ENDED JUNE 30, 2024**

NOTE 1. SUMMARY OF SIGNIFICANT ACCOUNTING POLICIES (Continued)

D. Measurement Focus and Basis of Accounting (Continued):

Proprietary funds distinguish operating revenues and expenses from nonoperating items. Operating revenues and expenses generally result from providing services and producing and delivering goods in connection with a proprietary fund's principal ongoing operations. The principal operating revenues of the District enterprise funds are charges for sales of food, tuition, and program fees. Operating expenses for enterprise funds include the cost of sales, administrative expenses, and depreciation on capital assets. All revenues and expenses not meeting this definition are reported as nonoperating revenues and expenses.

The District reports unearned revenue on its balance sheets and statements of net position. Unearned revenue arises when resources are received by the District before revenue recognition criteria are met, as when federal assistance is received prior to the incurrence of qualifying expenditures. In subsequent periods, when revenue recognition criteria are met, the liability for unearned revenue is removed from the balance sheet and statement of net position and revenue is recognized.

Ad Valorem (Property) Taxes are susceptible to accrual and under New Jersey State Statute a municipality is required to remit to its school district the entire balance of taxes in the amount voted upon or certified, prior to the end of the school year. The District records the entire approved tax levy as revenue (accrued) at the start of the fiscal year, since the revenue is both measurable and available. The District is entitled to receive monies under the established payment schedule and the unpaid amount is considered to be an "accounts receivable."

The County Board of Taxation is responsible for the assessment of properties and the Township Tax Collector is responsible for collection of taxes. Assessments are certified and taxes are levied on January 1; taxes are due February 1, May 1, August 1, and November 1. Unpaid taxes are considered delinquent the following January 1 and are then subject to lien.

All proprietary funds and trust funds utilize the accrual basis of accounting. Under the accrual basis of accounting, revenues are recognized when earned and expenses are recorded when the liability is incurred, or economic asset used.

E. Budgets/Budgetary Control:

Annual appropriated budgets are prepared in the spring of each year for the general, special revenue, and debt service funds. The budgets are submitted to the County Office of the Commissioner of Education for approval. Budgets, except for the special revenue fund which is prepared using a non-budgetary basis, are prepared using the modified accrual basis of accounting. The legal level of budgetary control is established at line item accounts within each fund. Line item units are defined as the lowest (most specific) level of detail as established pursuant to the minimum chart of accounts referenced in N.J.A.C. 6A:23. The District must approve all budget amendments. The District did make transfers during the year which are identified on exhibits C-1, and C-2. Some of the transfers made were in significant amounts, but all were in the normal course of operations and properly approved. Budgetary transfers were made during the current year in accordance with statutory guidelines.

Effective December 2004, line-item transfers to an advertised appropriation account identified as either general administration, school administration, central services, and administrative information technology or other support services that, on a cumulative basis, exceed 10% of the amount included in the original budget require county superintendent approval.

Due to the inclusion of the non-budgeted on-behalf payment made by the State of New Jersey as District expenditures, the District shows an over-expenditure in the General Fund. These amounts are offset by related revenues and as such do not represent budgetary over-expenditures. Formal budgetary integration into the accounting system is employed as a management control device during the year. For governmental funds, there are no substantial differences between the budgetary basis of accounting and accounting principles generally accepted in the United States with the exception of the legally mandated revenue recognition of the last two state aid payments for budgetary purposes only and the accounting for the special revenue fund as noted below. Encumbrance accounting is also employed as an extension of formal budgetary integration in the governmental fund types. Unencumbered appropriations lapse at fiscal year-end.

**WEEHAWKEN TOWNSHIP SCHOOL DISTRICT
 NOTES TO BASIC FINANCIAL STATEMENTS
 FOR THE FISCAL YEAR ENDED JUNE 30, 2024**

NOTE 1. SUMMARY OF SIGNIFICANT ACCOUNTING POLICIES (Continued)

E. Budgets/Budgetary Control (Continued):

The accounting records of the Special Revenue Fund are maintained on the grant accounting budgetary basis. The grant accounting budgetary basis differs from GAAP in that the grant accounting budgetary basis recognizes encumbrances as expenditures and also recognizes the related revenues, whereas the GAAP basis does not. Sufficient supplemental records are maintained to allow for the presentation of GAAP basis financial reports.

The following presents a reconciliation of the Special Revenue Funds from the budgetary basis of accounting as presented in the Budgetary Comparison Schedule to the GAAP basis of accounting as presented in the Combined Statement of Revenues, Expenditures and Changes in Fund Balances - All Governmental Fund Types.

	<u>2023 - 2024</u>
Total Revenues (Budgetary Basis)	\$ 4,026,630
Adjustments:	
Add: Prior Year Encumbrances	58,683
Less: Current Year Encumbrances	<u>(356,099)</u>
Total Revenues (GAAP) Basis	<u>\$ 3,679,074</u>
Total Expenditures (Budgetary Basis)	\$ 4,048,253
Adjustments:	
Add: Prior Year Encumbrances	58,683
Less: Current Year Encumbrances	<u>(356,099)</u>
Total Expenditures (GAAP Basis)	<u>\$ 3,750,837</u>

F. Encumbrances:

Under encumbrance accounting, purchase orders, contracts and other commitments for the expenditure of resources are recorded to reserve a portion of the applicable appropriation. Open encumbrances in Governmental Funds, other than the Special Revenue Fund, are reported as reservations of fund balances at fiscal year-end as they do not constitute expenditures or liabilities, but rather commitments related to unperformed contracts for goods and services. Open encumbrances in the Special Revenue Fund, for which the District has received advances, are reflected in the balance sheet as unearned revenues at fiscal year-end.

The encumbered appropriation authority carries over into the next fiscal year. An entry will be made at the beginning of the next fiscal year to increase the appropriation reflected in the certified budget by the outstanding encumbrance amount as of the current fiscal year end.

**WEEHAWKEN TOWNSHIP SCHOOL DISTRICT
NOTES TO BASIC FINANCIAL STATEMENTS
FOR THE FISCAL YEAR ENDED JUNE 30, 2024**

NOTE 1. SUMMARY OF SIGNIFICANT ACCOUNTING POLICIES (Continued)

G. Cash, Cash Equivalents and Investments:

Cash and cash equivalents include petty cash, change funds, cash in banks and all highly liquid investments with a maturity of three months or less at the time of purchase and are stated at cost.

Investments are stated at fair value in accordance with Governmental Accounting Standards Board (GASB) Statement No. 31, "Accounting and Financial Reporting for Certain Investments and for External Investment Pools" and Statement No. 72, "Fair Value Measurement and Application." The District classifies certificates of deposit, which have original maturity dates of more than three months but less than twelve months from the date of purchase, as investments and are stated at cost. All other investments are stated at fair value.

H. Interfund Receivables/Payables:

Interfund receivables/payables represent amounts that are owed, other than charges for goods or services rendered to/from a particular fund in the District and that are due within one year.

I. Payables:

Tuition Payable - Tuition charges for the fiscal years 2023 - 2024 were based on rates established by the receiving district. These rates are subject to change when the actual costs have been determined and certified by the State Department of Education.

Payroll deductions and withholdings payable - Funds held for payroll deductions and withholdings payable do not meet the definition of a fiduciary activity prescribed in GASB Statement No. 84, *Fiduciary Activities* and are therefore reported in the general fund. Any unremitted balances at year-end are reported as a liability.

J. Inventories:

Inventories, which benefit future periods, other than those recorded in the Proprietary Funds are recorded as an expenditure during the year of purchase.

Inventories in the Proprietary Funds, exclusive of the federal commodities, are valued at cost, which approximates market, using the first-in-first-out (FIFO) method. Inventories of the enterprise funds are recorded as expenses when consumed rather than when purchased. Inventory in the Food Service Fund at June 30, 2024, consisted of \$15,058.

The value of Federal donated commodities as reflected on Schedule A (required by the Single Audit Law of 1984) is the difference between market value and cost of the commodities at the date of purchase and has been included as an item of nonoperating revenue in the financial statements.

K. Restricted Assets:

Restricted assets include cash for capital reserve, grant programs, private scholarships, student activities, and capital projects.

L. Capital Assets:

The accounting treatment over property, plant, and equipment (capital assets) depends on whether the assets are used in governmental fund operations or proprietary fund operations and whether they are reported in the government-wide or fund financial statements. The District considers all property, plant and equipment with a cost over \$2,000 to be a capital asset.

**WEEHAWKEN TOWNSHIP SCHOOL DISTRICT
NOTES TO BASIC FINANCIAL STATEMENTS
FOR THE FISCAL YEAR ENDED JUNE 30, 2024**

NOTE 1. SUMMARY OF SIGNIFICANT ACCOUNTING POLICIES (Continued)

L. Capital Assets: (Continued)

Government-wide Statements

All capital assets are valued at historical cost, or estimated historical cost if actual is unavailable, except for donated capital assets which are recorded at their acquisition value at the date of donation. Estimated historical cost was used to value the majority of the assets acquired prior to June 30, 2002.

Depreciation of all exhaustible capital assets is recorded as an allocated expense in the Statement of Activities, with accumulated depreciation reflected in the Statement of Net Position. Depreciation is provided over the assets' estimated useful lives using the straight-line method of depreciation. The range of estimated useful lives by type of asset is as follows:

Buildings	50 years
Improvements	20 years
Machinery and Equipment	5 - 10 years

Fund Financial Statements

In the fund financial statements, capital assets used in governmental fund operations are accounted for as capital outlay expenditures of the governmental fund upon acquisition. Capital assets used in proprietary fund operations are accounted for the same as in the government-wide statements.

The costs of normal repairs and maintenance that do not add to the value of the asset or materially extend the assets lives are not capitalized.

M. Unearned Revenue:

Unearned revenue in the special revenue fund and capital projects funds represent cash that has been received but not yet earned. The United States Department of Agriculture (USDA) commodity portion of the Food Service Fund inventory consists of food donated by the USDA. It is valued at estimated market prices by the USDA. The amount of unused commodities at year-end is reported as unearned revenue.

N. Funds Held for Unemployment Claims:

Funds held for unemployment claims do not meet the definition of a fiduciary activity prescribed in GASB Statement No. 84, *Fiduciary Activities* and are therefore reported in the general fund. As these funds are restricted pursuant to *N.J.S.A. 43:21-7.3(g)* any employee contributions held for unemployment claims are classified as an other liability and any employer contributions held for unemployment claims are classified as restricted fund balance. Funds used for the payment for claims will reduce the outstanding liability before use of any restricted fund balance.

O. Leases and Financed Purchases:

At the commencement of a lease, the District determines based on the criteria dictated in GASB Statement No. 87 – Leases, if the lease is a financed purchase or a right to use lease liability. Then the District initially measures the lease liability at the present value of payments expected to be made during the lease term. Subsequently, the lease liability is reduced by the principal portion of lease payments made. The lease liabilities are reported with the long-term obligations on the statement of net position.

A finance purchased asset is initially measured as the initial amount of the lease liability adjusted for lease payments made at or before the lease commencement date, plus certain initial direct costs. The asset is depreciated on a straight-line basis over the life of the lease which is considered the asset's useful life. The asset is reported with the District capital assets.

**WEEHAWKEN TOWNSHIP SCHOOL DISTRICT
NOTES TO BASIC FINANCIAL STATEMENTS
FOR THE FISCAL YEAR ENDED JUNE 30, 2024**

NOTE 1. SUMMARY OF SIGNIFICANT ACCOUNTING POLICIES (Continued)

P. Compensated Absences:

The District accounts for compensated absences (e.g., unused vacation, sick leave) as directed by Governmental Accounting Standards District Statement No. 16, "Accounting for Compensated Absences."

District employees are granted varying amounts of vacation and sick leave in accordance with the District's personnel policy. Upon termination, employees are paid for accrued vacation. The District's policy permits employees to accumulate unused sick leave and carry forward the full amount to subsequent years. Upon retirement employees shall be paid by the District for the unused sick leave in accordance with the District's agreements with the various employee unions.

In the government-wide Statement of Net Position, the liabilities whose average maturities are greater than one year should be reported in two components - the amount due within one year and the amount due in more than one year.

The liability for these compensated absences recorded as liabilities in the governmental activities in the government-wide financial statements amounted to \$337,270, at June 30, 2024, representing the District's commitment to fund such costs from future operations. The current portion of this liability is based on historical trends. In the fund financial statements, governmental funds report only the compensated absence liability payable from expendable available financial resources only to the amount actually due at year end as a result of employee resignations and retirements. The general fund typically has been used in prior years to liquidate the liability for compensated absences.

Q. Long-Term Obligations:

The accounting treatment of long-term debt depends on whether the assets are used in governmental fund operations or proprietary fund operations and whether they are reported in the government-wide or fund financial statements.

All long-term debt to be paid from governmental and business-type resources are reported as liabilities in the government-wide statement. The long-term debt consists primarily of accrued compensated absences, bonds payable and obligations under finance purchases.

Long-term debt for governmental funds is not reported as liabilities in the fund financial statements. The accounting for proprietary fund is the same in the fund statements as it is in the government-wide statements.

R. Pensions

In the government-wide financial statements, for purposes of measuring the net pension liability, deferred outflows of resources and deferred inflows of resources related to pensions, and pension expense, information about the fiduciary net position of the retirement systems sponsored and administered by the State of New Jersey and additions to/deductions from these retirement systems' fiduciary net position have been determined on the same basis as they are reported by the retirement systems. For this purpose, benefit payments (including refunds of employee contributions) are recognized when due and payable in accordance with the benefit terms. Investments are reported at fair value.

In the governmental fund financial statements, net pension liabilities represent amounts normally expected to be liquidated with expendable available financial resources for required pension contributions that are due and payable at year end. Pension expenditures are recognized based on contractual pension contributions that are required to be made to the pension plan during the fiscal year.

The general fund typically has been used in prior years to liquidate the net pension liability, deferred outflows of resources and deferred inflows of resources related to pensions.

**WEEHAWKEN TOWNSHIP SCHOOL DISTRICT
NOTES TO BASIC FINANCIAL STATEMENTS
FOR THE FISCAL YEAR ENDED JUNE 30, 2024**

NOTE 1. SUMMARY OF SIGNIFICANT ACCOUNTING POLICIES (Continued)

S. Deferred Outflows/Inflows of Resources

In addition to assets, the statement of financial position will sometimes report a separate section for deferred outflows and/or inflows of resources. These separate financial statement elements, deferred outflows and/or inflows of resources, represent a consumption or acquisition of net position that applies to a future period(s) and so will not be recognized as an outflow of resources (expense/expenditure) and/or outflow of resources (revenue) until then. The District has one item that qualifies for reporting in this category is the deferred amounts on net pension liability. Deferred amounts on net pension liability are reported in the government-wide statement of net position and result from: (1) differences between expected and actual experience; (2) changes in assumptions; (3) net difference between projected and actual investment earnings on pension plan investments; (4) changes in proportion and differences between employer contributions and proportionate share of contributions; and (5) contributions made subsequent to the measurement date. These amounts are deferred and amortized over future years.

T. Equity Classifications:

Government-wide Statements

Equity is classified as net position and displayed in three components:

Net Investment in capital assets - Consists of capital assets including restricted capital assets, net of accumulated depreciation and reduced by the outstanding balances of any bonds, mortgages, notes, or other borrowings that are attributable to the acquisition, construction, or improvement of those assets.

Restricted net position - Consists of net position with constraints placed on the use either by (1) external groups such as creditors, grantors, contributors, or laws or regulations of other governments; or (2) law through constitutional provisions or enabling legislation.

Unrestricted net position - All other net position that do not meet the definition of “restricted” or “net investment in capital assets.”

Governmental Fund Statements

Governmental fund equity is classified as fund balance. GASB Statement No. 54, *Fund Balance Reporting and Governmental Fund Type Definitions* (“GASB 54”) established fund balance classifications that comprise a hierarchy based primarily on the extent to which a government is bound to observe constraints imposed upon the use of the resources reported in governmental funds. Under GASB 54, fund balance is further categorized as restricted, committed, assigned, or unassigned fund balance. Proprietary fund equity is classified the same as in the government-wide statements.

Restricted Fund Balance - Amounts that can be spent only for specific purposes stipulated by constitution, external resource providers, or through enabling legislation.

Excess Surplus - This restriction was created to represent the June 30, 2024 audited excess surplus that is required to be appropriated in the 2025-2026 original budget certified for taxes.

Excess Surplus – Prior Year - Designated for Subsequent Year's Budget - This restriction was created to represent the June 30, 2023 audited excess surplus that will be appropriated in the 2024-2025 original budget certified for taxes.

Capital Reserve – This restriction was created by the District to fund future capital expenditures. Designation of fund balance represent tentative management plans that are subject to change.

Maintenance Reserve – This restriction was created by the District to fund future capital outlay expenditures. Designation of fund balance represent tentative management plans that are subject to change.

**WEEHAWKEN TOWNSHIP SCHOOL DISTRICT
NOTES TO BASIC FINANCIAL STATEMENTS
FOR THE FISCAL YEAR ENDED JUNE 30, 2024**

NOTE 1. SUMMARY OF SIGNIFICANT ACCOUNTING POLICIES (Continued)

T. Equity Classifications (Continued):

Governmental Fund Statements (Continued)

Restricted Fund Balance (Continued)

Capital Projects – Represents fund balance restricted specifically for capital acquisitions and improvements in the Capital Projects fund.

Scholarships – Represents fund balance restricted specifically for scholarships fully funded by private contributions solely for such purpose.

Student Activities – Represents fund balance restricted specifically for student activities funded by fees and dues collected solely for such purposes.

Debt Service – Represents fund balance restricted specifically for payment of principal and interest on bonds.

Committed Fund Balance – The committed fund balance classification includes amounts that can be used only for the specific purposes determined by a formal action of the government's highest level of decision-making authority. The Board of Education is the highest level of decision-making authority for the government that can, by adoption of a resolution or formal Board action prior to the end of the fiscal year, commit fund balance. Once adopted, the limitation imposed by the resolution remains in place until a similar action is taken (the adoption of another resolution) to remove or revise the limitation.

Assigned Fund Balance – This designation is intended to be used by the government for specific purposes but do not meet the criteria to be classified as restricted or committed. Intent is expressed by either the Superintendent or Business Administrator.

Year-End Encumbrances - Represents encumbrances outstanding at the end of the year based on purchase orders and contracts awarded for which the goods or services have not yet been received at June 30.

Designated for Subsequent Year's Expenditures – This designation was created to dedicate the portion of fund balance appropriated in the 2024-2025 original budget certified for taxes.

Unassigned Fund Balance - All other fund balance that did not meet the definition of restricted, committed, or assigned.

Fund Balance Policies

In the general operating fund and other governmental funds (capital projects and debt service fund types), it is the District's policy to consider restricted resources to have been spent first when an expenditure is incurred for purposes for which both restricted and unrestricted (i.e., committed, assigned or unassigned) fund balances are available, followed by committed and then assigned fund balances. Unassigned amounts are used only after the other resources have been used.

Fund balance of governmental funds is reported in various categories based on the nature of any limitations requiring the use of resources for specific purposes. The government itself can establish limitations on the use of resources through either a commitment (committed fund balance) or an assignment (assigned fund balance).

Amounts in the assigned fund balance classification are intended to be used by the government for specific purposes but do not meet the criteria to be classified as committed. The Board of Education has authorized the School Business Administrator/Board Secretary to assign fund balance. The Board of Education may also assign fund balance as it does when appropriating fund balance to cover a gap between estimated revenue and appropriations in the subsequent year's appropriated budget. Unlike commitments, assignments generally only exist temporarily. In other words, an additional action does not normally have to be taken for the removal of an assignment. Conversely, as discussed above, an additional action is essential to either remove or revise a commitment.

**WEEHAWKEN TOWNSHIP SCHOOL DISTRICT
NOTES TO BASIC FINANCIAL STATEMENTS
FOR THE FISCAL YEAR ENDED JUNE 30, 2024**

NOTE 1. SUMMARY OF SIGNIFICANT ACCOUNTING POLICIES (Continued)

U. Operating and Nonoperating Revenue:

Operating revenues for proprietary funds are those that result from providing services and producing and delivering goods and/or services. It also includes all revenue not related to capital and related financing, noncapital financing, or investing activities. Nonoperating revenues include reimbursements by the State for school breakfast, lunch, and food distribution programs.

V. Expenditures/Expenses:

In the government-wide financial statements, expenses are classified by function for both governmental and business-type activities.

In the fund financial statements, expenditures are classified as follows:

Governmental Funds - By Character:	Current (further classified by function)
	Debt service
	Capital Outlay
Proprietary Fund - By Operating and Nonoperating	

In the fund financial statements, governmental funds report expenditures of financial resources. The proprietary fund reports expenses relating to use of economic resources.

W. On-Behalf Payments

Revenues and expenditures of the general fund include payments made by the State of New Jersey for social security contributions and pension benefits for members of the New Jersey Teachers Pension and Annuity Fund. Additionally, revenues and expenses related to on-behalf pension contributions in the government-wide financial statements have been increased \$6,188,422 to adjust to the full accrual basis expense incurred by the State of New Jersey during the most recent measurement period. The amounts are not required to be included in the District's annual budget.

X. Use of Estimates

The financial statements and related disclosures are prepared in conformity with accounting principles generally accepted in the United States. Management is required to make estimates and assumptions that affect the reported amounts of assets and liabilities, the disclosure of contingent assets and liabilities at the date of the financial statements, and revenue and expenses during the period reported. These estimates include assessing the collectability of accounts receivable, the use and recoverability of inventory, and the useful lives and impairment of tangible and intangible assets, among others. Estimates and assumptions are reviewed periodically, and the effects of revisions are reflected in the financial statements in the period they are determined to be necessary. Actual results could differ from the estimates.

Y. GASB Pronouncements

Recently Adopted Accounting Pronouncements to be Implemented in future years

The District is currently reviewing the following for applicability and potential impact on the financial statements:

GASB Statement No. 101, *Compensated Absences*. The objective of this Statement is to better meet the information needs of financial statement users by updating the recognition and measurement guidance for compensated absences. That objective is achieved by aligning the recognition and measurement guidance under a unified model and by amending certain previously required disclosures.

Effective Date: The requirements of this Statement are effective for periods beginning after December 15, 2023, and all reporting periods thereafter. Earlier application is encouraged.

**WEEHAWKEN TOWNSHIP SCHOOL DISTRICT
NOTES TO BASIC FINANCIAL STATEMENTS
FOR THE FISCAL YEAR ENDED JUNE 30, 2024**

NOTE 1. SUMMARY OF SIGNIFICANT ACCOUNTING POLICIES (Continued)

Y. GASB Pronouncements (Continued)

Recently Issued Accounting Pronouncements to be Implemented in future years (Continued)

GASB Statement No. 102, Certain Risk Disclosures. This Statement establishes financial reporting requirements for risks related to vulnerabilities due to certain concentrations or constraints.

Effective Date: The requirements of this Statement are effective for periods beginning after June 15, 2024.

NOTE 2. DEPOSITS AND INVESTMENTS

New Jersey School Districts are limited as to the types of investments and types of financial institutions they may invest in. New Jersey Statute 18A:20-37 provides a list of permissible investments that may be purchased by New Jersey School Districts. Additionally, the District has adopted a cash management plan that requires it to deposit public funds in public depositories protected from loss under Federal Deposit Insurance Corporation ("FDIC"), Securities Investor Protection Corporation ("SIPC") or the provisions of the Governmental Unit Deposit Protection Act ("GUDPA"). GUDPA was enacted in 1970 to protect governmental units from a loss of funds on deposit with a failed banking institution in New Jersey.

Deposits

N.J.S.A. 17:9-41 et seq. establishes the requirements for the security of deposits of governmental units. The Statute requires that no governmental unit shall deposit public funds in a public depository unless such funds are secured in accordance with the Act. Public depositories include savings and loan institutions, banks (both state and national banks) and savings banks, the deposits of which are federally insured. All public depositories must pledge collateral, having a market value at least equal to five percent of the average daily balance of collected public funds, to secure the deposits of governmental units. If a public depository fails, the collateral it has pledged, plus the collateral of all other public depositories, is available to pay the full amount of their deposits to the governmental units.

GASB Statement No. 40 requires that the District disclose whether its deposits are exposed to custodial credit risk (risk that in the event of failure of the counterparty, the District would not be able to recover the value of its deposit or investment). Deposits are exposed to custodial credit risk if they are not covered by depository insurance and the deposits are:

- a) Uncollateralized.
- b) Collateralized with securities held by the pledging financial institution.
- c) Collateralized with securities held by the pledging financial institution's trust department or agent but not in the District's name.

The District does not have a policy for management of custodial credit risk, other than depositing all of its funds in banks covered by GUDPA.

Bank balances are insured up to \$250,000 in the aggregate by the FDIC for each bank. At June 30, 2024, the book value of the District's deposits was \$25,151,425 and bank balances of the District's cash and deposits amounted to \$25,622,176.

**WEEHAWKEN TOWNSHIP SCHOOL DISTRICT
 NOTES TO BASIC FINANCIAL STATEMENTS
 FOR THE FISCAL YEAR ENDED JUNE 30, 2024**

NOTE 2. DEPOSITS AND INVESTMENTS (Continued)

As of June 30, 2024, the District’s deposits which are displayed on the balance sheets and statements of net position as “cash and cash equivalents” are summarized as follows:

Insured - FDIC	\$ 250,000
Insured - GUDPA	24,889,214
NJ Cash Management	<u>12,211</u>
	<u>\$ 25,151,425</u>

Reconciliation to Government-wide
 Statement of Net Position:

Unrestricted Cash	\$ 6,528,570
Restricted Cash	<u>18,622,855</u>
	<u>\$ 25,151,425</u>

New Jersey Cash Management Fund:

All deposits in the New Jersey Cash Management Fund are governed by the regulations of the Investment Council, which prescribe specific standards designed to insure the quality of investments and to minimize the risks related to investments. In all the years of the Division of Investment’s existence, the Division has never suffered a default of principal or interest on any short-term security held by it due to the bankruptcy of a securities issuer; nevertheless, the possibility always exists, and for this reason a reserve is being accumulated as additional protection for the Other-than-State participants. In addition to the Council regulations, the Division sets further standards for specific investments and monitors the credit of all eligible securities issuers on a regular basis.

Amounts contributed to the Cash Management Fund investment pool are recorded at cost, which approximates fair value. Any differences between cost and fair value for Cash Management Fund pool investments are immaterial.

As of June 30, 2024, the District had \$12,211 on deposit with the New Jersey Cash Management Fund.

Investments

The District is permitted to invest public funds in accordance with the types of securities authorized by N.J.S.A. 18A:20-37. Examples of the allowable investments are bonds or other obligations of the United States or obligations guaranteed by the United States of America, Government Money Market Mutual Funds, bonds or other obligations of the school district or bonds or other obligations of the local unit or units within which the school district is located, Local Government investment pools, and agreements or the repurchase of fully collateralized securities, if transacted in accordance with the above statute.

NOTE 3. DEPOSIT AND INVESTMENT RISK

Credit Risk – The District does not have an investment policy regarding the management of credit risk. GASB Statement No. 40 requires that the District disclose the credit rating of all debt security investments except for obligations of the U.S. government or investments guaranteed by the U.S. government. The District is exempt from this requirement because it does not hold any debt securities.

Concentration of Credit Risk – State law limits as noted above (N.J.S.A. 18A:20-37). The District does not have an investment policy that would further limit its investment choices. The District places no formal limits on the amount they may invest in any one issue.

**WEEHAWKEN TOWNSHIP SCHOOL DISTRICT
 NOTES TO BASIC FINANCIAL STATEMENTS
 FOR THE FISCAL YEAR ENDED JUNE 30, 2024**

NOTE 3. DEPOSIT AND INVESTMENT RISK (Continued)

Custodial credit risk is the risk that, in the event of the failure of the counterparty, the District will not be able to recover the value of its investments or collateral securities that are in the possession of an outside party. Investment securities are exposed to custodial credit risk if they are uninsured, are not registered in the District’s name, and are held by either:

- a. The counterparty or
- b. The counterparty’s trust department or agent but not in the District’s name

The District does not have a policy for custodial credit risk other than to maintain safekeeping account for the securities at a financial institution.

Interest rate risk - is the risk that changes in interest rates will adversely affect the fair value of an investment. The District does not have a formal investment policy that limits investment maturities as a means of managing its exposure to fair value losses arising from changing interest rates.

Foreign currency risk is the risk that changes in exchange rates will adversely affect investments. The District does not have investments denominated in foreign currency.

At June 30, 2024 the District’s investments were not exposed to custodial credit risk, interest rate risk or foreign currency risk.

NOTE 4. CAPITAL/MAINTENANCE RESERVE ACCOUNT

A capital reserve and maintenance reserve account was established by Board resolution in June 2021 in the amount of \$300,000 and \$300,000, respectively. The capital reserve and maintenance reserve account is maintained in the general fund and its activity is included in the general fund annual budget.

Funds placed in the capital reserve account are committed to capital projects in the District’s approved Long Range Facilities Plan (LRFP). Upon submission of the LRFP to the department, a District may increase the balance in the capital reserve by appropriating funds in the annual general fund budget certified for taxes. A district may also appropriate additional amounts when the approval of the voters has been obtained either by a separate proposal at budget time or by a special question at one of the four special elections authorized pursuant to *N.J.S.A. 19:60-2*. Pursuant to *N.J.A.C. 6:23A-5.1(d) 7*, the balance in the account cannot at any time exceed the local support costs of uncompleted capital projects in its approved LRFP.

The activity of the capital reserve and maintenance reserve for the July 1, 2023 to June 30, 2024 fiscal year is as follows:

	Capital Reserve	Maintenance Reserve
	<u> </u>	<u> </u>
Beginning balance, July 1, 2023	\$ 950,000	\$ 950,000
Withdrawals:		
Local Share of 2023-2024 District Budget	<u>(650,000)</u>	<u>(476,709)</u>
Ending balance, June 30, 2024	<u>\$ 300,000</u>	<u>\$ 473,291</u>

**WEEHAWKEN TOWNSHIP SCHOOL DISTRICT
NOTES TO BASIC FINANCIAL STATEMENTS
FOR THE FISCAL YEAR ENDED JUNE 30, 2024**

NOTE 5. RECEIVABLES FROM OTHER GOVERNMENTS

Receivables from other governments as reported on the general fund balance sheet at June 30, 2024 amounting to \$663,759 are from state sources.

Receivables from other governments as reported on the special revenue fund balance sheet at June 30, 2024 amounting to \$816,857 are made up of \$471,824 from federal sources and \$345,033 from state sources.

NOTE 6. CAPITAL ASSETS AND DEPRECIATION

The accounting and reporting treatment applied to the capital assets associated with a fund are determined by its measurement focus. General capital assets are long-lived assets of the District as a whole. When purchased, such assets are recorded as expenditures in the governmental funds and capitalized. The valuation basis for general capital assets are historical cost, or where historical cost is not available, estimated historical cost based on replacement cost.

Capital assets in the proprietary funds are capitalized in the fund in which they are utilized. The valuation basis for proprietary fund capital assets are the same as those used for the general capital assets. Donated capital assets are capitalized at estimated fair market value on the date donated.

Depreciation of capital assets is computed and recorded by the straight-line method. Estimated useful lives of the various classes of depreciable capital assets are as follows: buildings, 50 years; improvements, 20 years; equipment, 5 to 10 years.

The following is a summarization of the governmental activities in capital assets for the year fiscal year ended June 30, 2024:

	Balance at July 1, 2023	Additions	Disposals	Balance at June 30, 2024
Governmental Activities:				
Non-Depreciable:				
Land	\$ 602,575	\$ -	\$ -	\$ 602,575
Depreciable:				
Buildings and Improvements	40,133,635	3,315,404	-	43,449,039
Machinery & Equipment	2,835,546	1,168,401	-	4,003,947
Total at Historical Cost	<u>42,969,181</u>	<u>4,483,805</u>	<u>-</u>	<u>47,452,986</u>
Less: Accumulated Depreciation:				
Buildings and Improvements	(23,105,922)	(1,827,969)	-	(24,933,891)
Machinery & Equipment	(1,595,329)	(312,373)	-	(1,907,702)
Total Accumulated Depreciation	<u>(24,701,251)</u>	<u>(2,140,342) *</u>	<u>-</u>	<u>(26,841,593)</u>
Depreciable Capital Assets, Net	<u>18,267,930</u>	<u>2,343,463</u>	<u>-</u>	<u>20,611,393</u>
Governmental Activities - Capital Assets, Net	<u>\$ 18,870,505</u>	<u>\$ 2,343,463</u>	<u>\$ -</u>	<u>\$ 21,213,968</u>

**WEEHAWKEN TOWNSHIP SCHOOL DISTRICT
NOTES TO BASIC FINANCIAL STATEMENTS
FOR THE FISCAL YEAR ENDED JUNE 30, 2024**

NOTE 6. CAPITAL ASSETS AND DEPRECIATION (Continued)

* Depreciation expense was charged to Governmental Activities for the year fiscal year ended June 30, 2024 as follows:

Instruction:	
Regular	\$ 879,958
Special Education	198,406
Other Special Education	6,079
Other Instruction	83,081
Total Instruction	<u>1,167,524</u>
Support Services:	
Tuition	74,489
Student & Instruction Related Services	363,144
School Administrative Services	69,723
General & Business Administrative Services	117,715
Operation & Maintenance of Plant	215,131
Pupil Transportation	132,616
Total Support Services	<u>972,818</u>
Total Depreciation Expense	<u>\$ 2,140,342</u>

The following is a summarization of the business-type activities in capital assets for the year fiscal year ended June 30, 2024:

	Balance at July 1, 2023	Additions	Disposals	Balance at June 30, 2024
Business-type Activities:				
Depreciable:				
Machinery & Equipment	\$ 159,828	\$ 37,191	\$ (15,450)	\$ 181,569
Less: Accumulated Depreciation:				
Machinery & Equipment	<u>(85,971)</u>	<u>(9,797)</u>	<u>15,450</u>	<u>(80,318)</u>
Business-type Activities - Capital Assets, Net	<u>\$ 73,857</u>	<u>\$ 27,394</u>	<u>\$ -</u>	<u>\$ 101,251</u>

NOTE 7. LONG-TERM LIABILITIES

Changes in Long-Term Liabilities

During the year ended June 30, 2024, the following changes occurred in governmental activities long-term liabilities:

	Balance June 30, 2023	Additions	Deductions	Balance June 30, 2024	Amounts Due Within One Year	Long-Term Portion
Governmental Activities:						
Bonds Payable	\$ 17,445,000	\$ 18,759,000	\$ 1,590,000	\$ 34,614,000	\$ 1,710,000	\$ 32,904,000
Compensated Absences	241,385	95,885	-	337,270	-	337,270
Sub-total	<u>17,686,385</u>	<u>18,854,885</u>	<u>1,590,000</u>	<u>34,951,270</u>	<u>1,710,000</u>	<u>33,241,270</u>
Net Pension Liability	4,172,110	1,266,661	254,642	4,359,746	-	4,359,746
Total Governmental Activities Long-Term Liabilities	<u>\$ 21,858,495</u>	<u>\$ 20,121,546</u>	<u>\$ 1,844,642</u>	<u>\$ 39,311,016</u>	<u>\$ 1,710,000</u>	<u>\$ 37,601,016</u>

**WEEHAWKEN TOWNSHIP SCHOOL DISTRICT
 NOTES TO BASIC FINANCIAL STATEMENTS
 FOR THE FISCAL YEAR ENDED JUNE 30, 2024**

NOTE 7. LONG-TERM LIABILITIES (Continued)

Bonds Payable

Bonds are authorized in accordance with State law by the voters of the District through referendums. All Bonds are retired in serial installments within the statutory period of usefulness. Bonds issued by the District are General Obligation Bonds.

On July 5, 2003 the School District issued \$2,060,000 of School District Bonds. The purpose of the bonds is (a) retiring the Board’s unfunded accrued liability in the Public Employees Retirement System and the Teachers’ Pension and Annuity Fund under the early retirement incentive programs previously adopted by the Board: and (b) paying the costs of issuance with respect to the Bonds. The District made the last payment for this bond during the year ended June 30, 2024.

On October 30, 2013, the School District issued \$3,500,000 of School District Refunding Bonds, Series 2013. The purpose of the bonds is to (a) refund and redeem the remaining portion of the School District’s outstanding callable School Bonds, Series 2003 and (b) paying the costs of issuance with respect to the Bonds. The District made the last payment for this bond during the year ended June 30, 2024.

On December 20, 2017, the School District issued \$4,795,000 of School District Refunding Bonds, Series 2017. The purpose of the bonds is to provide funds which will be used to: (a) advance refund the School District’s outstanding School Bonds dated September 1, 2008 and maturing on September 1, 2020 through September 1, 2029 in the aggregate principal amount of \$4,750,000 and (b) pay certain costs and expenses incidental to the issuance and delivery of the Bonds. Principal and interest due on these bonds are as follows:

Year Ending June 30,	School Bonds	
	Refunding Series	December 2017
	Principal	Interest
2025	\$ 460,000	\$ 94,150
2026	505,000	74,850
2027	505,000	54,650
2028	500,000	37,050
2029	495,000	22,125
2030	490,000	7,350
	<u>\$ 2,955,000</u>	<u>\$ 94,150</u>

**WEEHAWKEN TOWNSHIP SCHOOL DISTRICT
 NOTES TO BASIC FINANCIAL STATEMENTS
 FOR THE FISCAL YEAR ENDED JUNE 30, 2024**

NOTE 7. LONG-TERM LIABILITIES (Continued)

Bonds Payable (Continued)

On July 27, 2017, the School District issued \$16,000,000 of School District Bonds, Series 2017. The purpose of the bonds is to provide funds which will be used for: (a) building improvements and upgrades to the Daniel Webster Elementary School, Theodore Roosevelt Elementary School and Weehawken High School, including safety system upgrades, security upgrades, barrier-free (Americans with Disabilities Act) upgrades, heating system upgrades, lighting system upgrades, sound system upgrades, and interior renovations; and (b) improvements and upgrades to the science classrooms/laboratories at Weehawken High School. Principal and interest due on these bonds are as follows:

Year Ending June 30,	School Bonds Series July 2017	
	Principal	Interest
2025	\$ 650,000	\$ 379,737
2026	725,000	359,113
2027	730,000	337,288
2028	740,000	315,238
2029	790,000	292,287
2030-2034	4,400,000	1,082,787
2035-2039	4,865,000	379,031
	<u>\$ 12,900,000</u>	<u>\$ 3,145,481</u>

On July 18, 2023, the School District issued \$18,759,000 of School District Bonds, Series 2023. The Bonds are being issued to provide funds which will be used for: (i) building improvements and upgrades to the Daniel Webster Elementary School, Theodore Roosevelt Elementary School and Weehawken High School, including replacement of existing roofs, security upgrades, gymnasium upgrades, HVAC upgrades, and all work and materials necessary therefor and incidental thereto; and (ii) building improvements and upgrades to the Woodrow Wilson Elementary School, including classroom renovations and upgrades, American with Disability Act compliant toilet room upgrades, construction of a media center, installation of an elevator, security and fire prevention upgrades, and all work and materials necessary therefor and incidental thereto. Principal and interest due on these bonds are as follows:

Year Ending June 30,	School Bonds Series July 2023	
	Principal	Interest
2025	\$ 600,000	\$ 985,710
2026	649,000	639,110
2027	690,000	619,025
2028	720,000	597,875
2029	750,000	575,825
2030-2034	4,230,000	2,515,825
2035-2039	5,160,000	1,721,038
2040-2044	5,960,000	599,200
	<u>\$ 18,759,000</u>	<u>\$ 8,253,608</u>

**WEEHAWKEN TOWNSHIP SCHOOL DISTRICT
 NOTES TO BASIC FINANCIAL STATEMENTS
 FOR THE FISCAL YEAR ENDED JUNE 30, 2024**

NOTE 8. EMPLOYEE RETIREMENT SYSTEMS AND PENSION PLANS

Description of Plans and Benefits Provided

Substantially all required employees of the District are covered by either the Public Employees' Retirement System or the Teachers' Pension and Annuity Fund which have been established by state statute and are administered by the New Jersey Division of Pension and Benefits (Division). According to the State of New Jersey Administrative Code, all obligations of both Systems will be assumed by the State of New Jersey should the Systems terminate. The Division issues a publicly available financial report that includes the financial statements and required supplementary information for the Public Employees Retirement System and the Teachers' Pension and Annuity Fund. These reports may be accessed via the New Jersey Division of Pension and Benefits website at www.state.nj.us/treasury/pensions.

Public Employees' Retirement System (PERS) - established as of January 1, 1955, under the provisions of N.J.S.A. 43:15A to provide retirement, death, disability, and medical benefits to certain qualified members. The Public Employees' Retirement System is a cost-sharing multiple-employer defined benefit pension plan administered by the State of New Jersey, Division of Pensions and Benefits. Membership is mandatory for substantially all full-time employees of the State of New Jersey or any county, municipality, school district, or public agency, provided the employee is not required to be a member of another state-administered retirement system or other state or local jurisdiction.

Teachers' Pension and Annuity Fund (TPAF) - established as of January 1, 1955, under the provisions of N.J.S.A. 18A:66 to provide retirement benefits, death, disability, and medical benefits to certain qualified members. The Teachers' Pension and Annuity Fund is considered a cost-sharing multiple-employer defined benefit pension plan with a special funding situation, by which the State of New Jersey is responsible to fund 100% of the employer contributions, excluding any local employer retirement incentive (ERI) contributions. Membership is mandatory for substantially all teachers or members of the professional staff certified by the State Board of Examiners, and employees of the Department of Education who have titles that are unclassified, professional, and certified.

The vesting and benefit provisions for PERS are set by N.J.S.A. 43:15A and 43.3B, and N.J.S.A. 18A:66 for TPAF. All benefits vest after ten years of service, except for medical benefits that vest after 25 years of service or under the disability provision. Members are always fully vested for their own contributions and after three years of service credit, become vested for 2% of related interest earned on the contributions. In the case of death before retirement, members' beneficiaries are entitled to full interest credited to the members' accounts.

The following represents the membership tiers for PERS and TPAF:

Tier	Definition
1	Members who were enrolled prior to July 1, 2007
2	Members who were eligible to enroll on or after July 1, 2007 and prior to November 2, 2008
3	Members who were eligible to enroll on or after November 2, 2008 and prior to May 22, 2010
4	Members who were eligible to enroll on or after May 22, 2010 and prior to June 28, 2011
5	Members who were eligible to enroll on or after June 28, 2011

Service retirement benefits of 1/55th of final average salary for each year of service credit is available to tiers 1 and 2 members upon reaching age 60 and to tier 3 members upon reaching age 62. Service retirement benefits of 1/60th of final average salary for each service credit available to tier 4 members upon reaching age 62 and tier 5 members upon reaching age 65. Early retirement benefits are available to tiers 1 and 2 members before reaching age 60, tiers 3 and 4 with 25 years or more of service credit before age 62, and tier 5 before age 65 with 30 or more years of service credit. Benefits are reduced by a fraction of a percent for each month that a member retires prior to the retirement age for their respective tier. With PERS, tier 1 members can receive an unreduced benefit from age 55 to age 60 if they have at least 25 years of service. Deferred retirement is available to members who have at least 10 years of service credit and have not reached the service retirement age for the respective tier.

**WEEHAWKEN TOWNSHIP SCHOOL DISTRICT
NOTES TO BASIC FINANCIAL STATEMENTS
FOR THE FISCAL YEAR ENDED JUNE 30, 2024**

NOTE 8. EMPLOYEE RETIREMENT SYSTEMS AND PENSION PLANS (Continued)

Description of Plans and Benefits Provided (Continued)

The State of New Jersey sponsors and administers the following defined contribution public employee retirement program covering certain state and local government employees which include those District employees who are eligible for pension coverage.

Defined Contribution Retirement Program (DCRP) - established under the provisions of Chapter 92, P.L. 2007 and Chapter 103, P.L. 2008 to provide coverage to elected, certain appointed officials, and certain District employees not eligible for enrollment in PERS or TPAF. Effective July 1, 2007 membership is mandatory for such individuals with vesting occurring after one (1) year of membership. DCRP is a defined contribution pension plan.

Pursuant to the provision of Chapter 78, P.L. 2011, COLA increase were suspended for all current and future retirees of all retirement systems.

Other Pension Funds

The State established and administers a Supplemental Annuity Collective Trust Fund (SACT) which is available to active members of the State-administered retirement systems to purchase annuities to supplement the guaranteed benefits provided by their retirement system. The state or local government employers do not appropriate funds to SACT.

The cost of living increase for PERS and TPAF, are funded directly by each of the respective systems but are currently suspended as a result of reform legislation.

According to state law, all obligations of each retirement system will be assumed by the State of New Jersey should any retirement system be terminated.

The State of New Jersey, Department of the Treasury, Division of Pensions and Benefits ("Division"), issues publicly available financial reports that include the financial statements and required supplementary information of each of the above systems. The financial reports may be accessed via the New Jersey, Division of Pensions and Benefits, website at www.state.nj.us/treasury/pensions.

Plan Amendments

The authority to amend the provisions of the above plans rests with new legislation passed by the State of New Jersey. Pension reforms enacted pursuant to Chapter 78, P.L. 2011 included provisions creating special Pension Plan Design Committees for TPAF and PERS, once a Target Funded Ratio (TFR) is met. The Pension Plan Design Committees will have the discretionary authority to modify certain plan design features, including member contribution rate; formula for calculation of final compensation of final salary; fraction used to calculate a retirement allowance; age at which a member may be eligible and the benefits for service or early retirement; and benefits provided for disability retirement. The committees will also have the authority to reactivate the cost of living adjustment (COLA) on pensions. However, modifications can only be made to the extent that the resulting impact does not cause the funded ratio to drop below the TFR in any one year of a 30-year projection period.

Measurement Focus and Basis of Accounting

The financial statements of the retirement systems are prepared in accordance with U.S. generally accepted accounting principles as applicable to governmental organizations. In doing so, the Division adheres to reporting requirements established by the Governmental Accounting Standards Board (GASB).

**WEEHAWKEN TOWNSHIP SCHOOL DISTRICT
NOTES TO BASIC FINANCIAL STATEMENTS
FOR THE FISCAL YEAR ENDED JUNE 30, 2024**

NOTE 8. EMPLOYEE RETIREMENT SYSTEMS AND PENSION PLANS (Continued)

Measurement Focus and Basis of Accounting (continued)

The accrual basis of accounting is used for measuring financial position and changes in net position of the pension trust funds. Under this method, contributions are recorded in the accounting period in which they are legally due from the employer or plan member, and deductions are recorded at the time the liabilities are due and payable in accordance with the terms of each plan. The accounts of the Division are organized and operated on the basis of funds. All funds are accounted for using an economic resources measurement focus.

Investment Valuation

The Division of Investment, Department of the Treasury, State of New Jersey (Division of Investment) manages and invests certain assets of the retirement systems. Prudential Retirement is the third-party administrator for the DCRP and provides record keeping, administrative services and investment options. Investment transactions are accounted for on a trade or investment date basis. Interest and dividend income are recorded on the accrual basis, with dividends accruing on the ex-dividend date. The net increase or decrease in the fair value of investments includes the net realized and unrealized gains or losses on investments.

The State of New Jersey, Department of the Treasury, Division of Investment issues publicly available financial reports that include the financial statements of the State of New Jersey Cash Management Fund. The financial reports may be obtained in writing to the State of New Jersey, Department of the Treasury, Division of Investment, P.O. Box 290, Trenton, New Jersey 08625-0290 or at www.state.nj.us/treasury/doinvest.

Actuarial Methods and Assumptions

In the July 1, 2022 PERS and TPAF actuarial valuation, the actuarial assumptions and methods used in these valuations were described in the Actuarial Assumptions and Methods section of the Actuary's report and are included here in this note to the financial statements. The pension systems selected economic and demographic assumptions and prescribed them for use for purposes of compliance with GASB Statement No. 68. The Actuary provided guidance with respect to these assumptions, and it is their belief that the assumptions represent reasonable expectations of anticipated plan experience.

Employer and Employee Contribution Requirements

The contribution policy is set by laws of the State of New Jersey and requires contributions by active members and contributing employers. Plan member and employer contributions may be amended by State of New Jersey legislation with the amount of contribution by the State of New Jersey contingent upon the Annual Appropriations Act. As defined, the retirement systems require employee contributions based on 7.50% for PERS, 7.50% for TPAF and 5.50% for DCRP of the employee's annual compensation for fiscal year 2024.

Employers' contribution amounts for PERS are based on an actuarially determined rate. The annual employer contributions for PERS include funding for basic retirement allowances, cost-of-living adjustments, and noncontributory death benefits. Under current Statute, the District is a non-contributing employer of the TPAF.

Annual Pension Costs (APC)

For the fiscal year ended June 30, 2023 for TPAF, which is a cost sharing multiple employer defined benefit pension plan with a special funding situation, the annual pension cost differs from the annual required contribution. For PERS, which is a cost sharing multiple employer defined benefit pension plan, the annual pension cost equals contributions made. TPAF non-employer contributions are made annually by the State of New Jersey to the pension system on behalf of the District. PERS employer contributions are made annually by the District to the pension system in accordance with Chapter 114, P.L. 1997. In the DCRP, which is a defined contribution plan, member contributions are matched by a 3% employer contribution.

**WEEHAWKEN TOWNSHIP SCHOOL DISTRICT
NOTES TO BASIC FINANCIAL STATEMENTS
FOR THE FISCAL YEAR ENDED JUNE 30, 2024**

NOTE 8. EMPLOYEE RETIREMENT SYSTEMS AND PENSION PLANS (Continued)

Annual Pension Costs (APC) (Continued)

During the years ended June 30, 2024, 2023 and 2022 the District paid the required contributions to of \$402,290, \$348,625 and \$347,707, respectively.

During the years ended June 30, 2024, 2023 and 2022 the District paid the required contributions to DCRP of \$7,691, \$8,075 and \$6,364, respectively.

The PERS contributions are recognized in the governmental fund financial statements (modified accrual basis) as an expenditure. The on-behalf TPAF contributions are recognized in the governmental fund financial statements (modified accrual basis) as both a revenue and expenditure in accordance with GASB Statement No. 85, Omnibus 2017 (GASB No. 85). The DCRP contributions are recognized in the governmental fund financial statements (modified accrual basis) as an expenditure, as well as, the government-wide financial statements (accrual basis) as an expense.

In accordance with N.J.S.A. 18A:66-66, the State of New Jersey reimbursed the District \$850,730 during the year ended June 30, 2024, for the employer's share of social security contributions for TPAF members, as calculated on their base salaries. This amount has been recognized in the Government-wide financial statements (accrual basis) and the governmental fund financial statements (modified accrual basis) as a revenue and expense/expenditure in accordance with GASB No. 85.

PERS Pension Liabilities, Pension Expense and Deferred Outflows of Resources and Deferred Inflows of Resources Related to Pensions

GASB Statement No. 68, *Accounting and Financial Reporting for Pension* (GASB No. 68) and GASB Statement No. 71, *Pension Transition for Contributions Made Subsequent to Measurement Date – an amendment of GASB No. 68* require participating employers in pension plans to recognize their proportionate share of their collective net pension liability, collective deferred outflows of resources, collective deferred inflows of resources and collective pension expense excluding that attributable to employer-paid member contributions. The employer allocation percentages presented are based on the ratio of the contributions as an individual employer to total contributions to the PERS during the fiscal year ended June 30, 2023. Employer allocation percentages have been rounded for presentation purposes.

Following this method, the measurement of the collective pension expense excluding that attributable to employer paid member contributions are determined separately for each individual employer of the State and local groups of the plan.

To facilitate the separate actuarial valuations, the Division maintains separate accounts to identify additions, deductions, and fiduciary net position applicable to each group. The allocation percentages are presented for each group. The allocation percentages for each group as of June 30, 2023 are based on the ratio of each employer's contribution to total employer contributions of the group for the fiscal year ended June 30, 2023.

At June 30, 2024 the District reported in the statement of net position (accrual basis) a liability of \$4,359,746 for its proportionate share of the PERS net pension liability. The net pension liability was measured as of June 30, 2023, and the total pension liability used to calculate the net pension liability was determined by an actuarial valuation as of that date. The District's proportion of the net pension liability was based on a projection of the District's long-term share of contributions to the pension plan relative to the projected contributions of all participating entities, actuarially determined. At June 30, 2024, the District's PERS proportion was 0.0300% which was an increase of 0.0025% from its proportion measured as of June 30, 2023.

For the year ended June 30, 2024, the District recognized in the Government-wide statement of activities (accrual basis) pension expense of \$173,002. for PERS. The pension contribution made by the District during the current 2023-2024 fiscal year is the contribution that is applied to the net pension liability reported at the end of the current fiscal year of June 30, 2024 with a measurement date of the prior fiscal year end of June 30, 2023. Since the State of New Jersey applies the current year pension contribution towards the calculation of the net pension liability reported at the end of the current fiscal year, which has a measurement date of the preceding fiscal year end, there is no deferred outflows of resources reported as of June 30, 2024 for contributions made subsequent to the current fiscal year end.

**WEEHAWKEN TOWNSHIP SCHOOL DISTRICT
 NOTES TO BASIC FINANCIAL STATEMENTS
 FOR THE FISCAL YEAR ENDED JUNE 30, 2024**

NOTE 8. EMPLOYEE RETIREMENT SYSTEMS AND PENSION PLANS (Continued)

PERS Pension Liabilities, Pension Expense and Deferred Outflows of Resources and Deferred Inflows of Resources Related to Pensions (Continued)

At June 30, 2024, the District reported deferred outflows of resources and deferred inflows of resources related to pensions from the following sources:

	<u>Deferred Outflows of Resources</u>	<u>Deferred Inflows of Resources</u>
Differences between expected and accrual experience	\$ 23,864	\$ -
Changes in assumptions	-	254,642
Net differences between projected and actual investment earnings on pension plan investments	20,077	-
Changes in proportion	242,759	-
District contributions subsequent to measurement date	<u>576,226</u>	<u>-</u>
Total	<u>\$ 862,926</u>	<u>\$ 254,642</u>

\$576,226 reported as deferred outflows of resources related to pensions resulting from District contributions subsequent to the measurement date will be recognized as a reduction of the net pension liability in the year ended June 30, 2025. Other amounts reported as deferred outflows of resources and deferred inflows of resources related to pensions will be recognized in pension expense as follows:

<u>Year Ending June 30,</u>		
2025	\$	35,021
2026		19,548
2027		(27,316)
2028		4,889
2029		<u>(83)</u>
	<u>\$</u>	<u>32,058</u>

The PERS pension liability and deferred inflows of resources related to pensions are expected to be paid from budgetary appropriations in the general fund.

**WEEHAWKEN TOWNSHIP SCHOOL DISTRICT
 NOTES TO BASIC FINANCIAL STATEMENTS
 FOR THE FISCAL YEAR ENDED JUNE 30, 2024**

NOTE 8. EMPLOYEE RETIREMENT SYSTEMS AND PENSION PLANS (Continued)

PERS Pension Liabilities, Pension Expense and Deferred Outflows of Resources and Deferred Inflows of Resources Related to Pensions (Continued)

Actuarial Assumptions

The collective total pension liability for the June 30, 2023 measurement date was determined by an actuarial valuation as of July 1, 2022, which was rolled forward to June 30, 2023. This actuarial valuation used the following actuarial assumptions, applied to all periods in the measurement:

Inflation rate:	
Price	2.75%
Wage	3.25%
Salary increases:	
	2.75 – 6.55%
	Based on years of service
Investment rate of return	7.00%

Pre-retirement mortality rates were based on the Pub-2010 General Below-Median Income Employee mortality table with an 82.2% adjustment for males and 101.4% adjustment for females, and with future improvement from the base year of 2010 on a generational basis. Post-retirement mortality rates were based on the Pub-2010 General Below-Median Income Healthy Retiree mortality table with a 91.4% adjustment for males and 99.7% adjustment for females, and with future improvement from the base year of 2010 on a generational basis. Disability retirement rates used to value disabled retirees were based on the Pub-2010 Non-Safety Disabled Retiree mortality table with a 127.7% adjustment for males and 117.2% adjustment for females, and with future improvement from the base year of 2010 on a generational basis. Mortality improvement is based on Scale MP-2021.

The actuarial assumptions used in the July 1, 2022 valuation were based on the results of an actuarial experience study for the period July 1, 2018 to June 30, 2021.

Long-Term Expected Rate of Return

In accordance with State statute, the long-term expected rate of return on plan investments (7.00% at June 30, 2023) is determined by the State Treasurer, after consultation with the Directors of the Division of Investments and Division of Pensions and Benefits, the board of trustees and the actuaries. The long-term expected rate of return was determined using a building block method in which best-estimate ranges of expected future real rates of return (expected returns, net of pension plan investment expense and inflation) are developed for each major asset class. These ranges are combined to produce the long-term expected rate of return by weighing the expected future real rates of return by the target asset allocation percentage and by adding expected inflation.

**WEEHAWKEN TOWNSHIP SCHOOL DISTRICT
 NOTES TO BASIC FINANCIAL STATEMENTS
 FOR THE FISCAL YEAR ENDED JUNE 30, 2024**

NOTE 8. EMPLOYEE RETIREMENT SYSTEMS AND PENSION PLANS (Continued)

PERS Pension Liabilities, Pension Expense and Deferred Outflows of Resources and Deferred Inflows of Resources Related to Pensions (Continued)

Long-Term Expected Rate of Return (Continued)

Best estimates of arithmetic real rates of return for each major asset class included in PERS’s target asset allocation as of June 30, 2023 are summarized in the following table:

Asset Class	Target Allocation	Long-Term Expected Real Rate of Return
U.S. Equity	28.00%	8.98%
Private Equity	13.00%	12.50%
Non U.S. Developed Market Equity	12.75%	9.22%
Real Estate	8.00%	8.58%
Private Credit	8.00%	9.20%
Investment Grade Credit	7.00%	5.19%
Emerging Market Equity	5.50%	11.13%
High Yield	4.50%	6.97%
U.S. Treasuries	4.00%	3.31%
Real Assets	3.00%	8.40%
Risk Mitigation Strategies	3.00%	6.21%
Cash Equivalents	2.00%	3.31%
International Small Cap Equity	1.25%	9.22%

Discount Rate

The discount rate used to measure the total pension liability was 7.00% as of June 30, 2023. The projection of cash flows used to determine the discount rate assumed that contributions from plan members will be made at the current member contribution rates and that contributions from employers and the non-employer contributing entity will be based on 100% of the actuarially determined contributions for the State employer and 100% of actuarially determined contributions for the local employers. Based on those assumptions, the plan’s fiduciary net position was projected to be available to make all projected future benefit payments of current plan members. Therefore, the long-term expected rate of return on plan investments was applied to all projected benefit payments to determine the total pension liability.

Sensitivity of the District’s proportionate share of the net pension liability to changes in the discount rate.

The following presents the District’s proportionate share of the net pension liability as of June 30, 2023, calculated using the discount rate as disclosed above as well as what the collective net pension liability would be if it was calculated using a discount rate that is 1% point lower or 1% point higher than the current rate.

	1% Decrease (6.00%)	Current Discount Rate (7.00%)	1% Increase (8.00%)
District's proportionate share of PERS net pension liability	\$ 5,723,310	\$ 4,359,746	\$ 3,267,213

The sensitivity analysis was based on the proportionate share of the District's net pension liability at June 30, 2023. A sensitivity analysis specific to the District's net pension liability was not provided by the pension system.

**WEEHAWKEN TOWNSHIP SCHOOL DISTRICT
NOTES TO BASIC FINANCIAL STATEMENTS
FOR THE FISCAL YEAR ENDED JUNE 30, 2024**

NOTE 8. EMPLOYEE RETIREMENT SYSTEMS AND PENSION PLANS (Continued)

PERS Pension Liabilities, Pension Expense and Deferred Outflows of Resources and Deferred Inflows of Resources Related to Pensions (Continued)

Payable to the pension plan

At June 30, 2024 the District reported accounts payable to the PERS of \$576,226 for the required actuarially determined contribution to PERS for the year ended June 30, 2024.

Pension Plan fiduciary net position

Detailed information about the PERS pension plans' fiduciary net position are available in the separately issued financial reports. These reports may be accessed via the New Jersey Division of Pension and Benefits website at www.state.nj.us/treasury/pensions.

Additional Information

Collective balances of the Local Group at June 30, 2023 are as follows:

Deferred outflows of resources	\$ 1,080,204,730
Deferred inflows of resources	\$ 1,780,216,457
Net pension liability	\$ 14,606,489,066

Collective pension (benefit) for the Local Group for the measurement period ended June 30, 2023 is (\$79,181,803).

The average of the expected remaining service lives of all employees that are provided with pension through the pension plan (active and inactive employees) determined at July 1, 2023, 2022, 2021, 2020, 2019, 2018, and 2017 is 5.08, 5.04, 5.13, 5.16, 5.21, 5.63, and 5.48 years, respectively.

TPAF Pension Liabilities, Pension Expense and Deferred Outflows of Resources and Deferred Inflows of Resources Related to Pensions

GASB No. 68, requires participating employers in TPAF to recognize their proportionate share of the collective net pension liability, collective deferred outflows of resources, collective deferred inflows of resources and collective pension expense excluding that attributable to employer-paid member contributions. The non-employer allocation percentages presented are based on the ratio of the State's contributions made as a non-employer toward the actuarially determined contribution amount adjusted by locations who participated in the State early retirement incentives to total contributions to TPAF during the fiscal year ended June 30, 2023. Employer allocation percentages have been rounded for presentation purposes.

The contribution policy for TPAF is set by N.J.S.A. 18A:66 and requires contributions by active members and non-employer contributions by the State. State legislation has modified the amount that is contributed by the State. The State's pension contribution is based on an actuarially determined amount which includes the employer portion of the normal cost and an amortization of the unfunded accrued liability. For the fiscal year ended June 30, 2023, the State's pension contribution was less than the actuarial determined amount.

In accordance with GASB No. 68, the District is not required to recognize a net pension liability for TPAF. The State of New Jersey, as a nonemployer contributing entity, is the only entity that has a legal obligation to make employer contributions to TPAF on behalf of the District. Accordingly, the District's proportionate share percentage determined under GASB No. 68 is zero percent and the State's proportionate share is 100% of the net pension liability attributable to the District for TPAF. Therefore, in addition, the District does not recognize any portion of the TPAF collective deferred outflows of resources and deferred inflows of resources.

**WEEHAWKEN TOWNSHIP SCHOOL DISTRICT
 NOTES TO BASIC FINANCIAL STATEMENTS
 FOR THE FISCAL YEAR ENDED JUNE 30, 2024**

NOTE 8. EMPLOYEE RETIREMENT SYSTEMS AND PENSION PLANS (Continued)

TPAF Pension Liabilities, Pension Expense and Deferred Outflows of Resources and Deferred Inflows of Resources Related to Pensions (Continued)

At June 30, 2024 the State’s net pension liability for TPAF associated with the District was \$3,746,281. The non-employer allocation percentages are based on the ratio of the State’s contributions made as an employer and non-employer towards the actuarially determined contribution amount adjusted by locations who participated in the State early retirement incentives to total contributions to TPAF during the year ended June 30, 2023. The net pension liability was measured as of June 30, 2023, and the total pension liability used to calculate the net pension liability was determined by an actuarial valuation as of July 1, 2022, which was rolled forward to June 30, 2023. At June 30, 2023 the State’s proportionate share of the TPAF net pension liability associated with the District was 0.0899%, which was a decrease of 0.0036% from its proportion measured as of June 30, 2022.

For the year ended June 30, 2024 the District recognized in the Government-wide statement of activities (accrual basis) pension expense of \$1,127,243 for TPAF. This amount has been included in the government-wide statement of activities (accrual basis) as a revenue and an expense in accordance with GASB No. 85.

Actuarial Assumptions

The total TPAF pension liability for the June 30, 2023 measurement date was determined by an actuarial valuation as of July 1, 2022, which was rolled forward to June 30, 2023. This actuarial valuation used the following actuarial assumptions, applied to all periods in the measurement:

Inflation rate:	
Price	2.75%
Wage	3.25%
Salary increases:	2.75 – 5.65%
	Based on years of service
Investment rate of return	7.00%

Pre-retirement mortality rates were based on the Pub-2010 Teachers Above-Median Income Employee mortality table with a 93.9% adjustment for males and 85.3% adjustment for females, and with future improvement from the base year of 2010 on a generational basis. Post-retirement mortality rates were based on the Pub-2010 Teachers Above-Median Income Healthy Retiree mortality table with a 114.7% adjustment for males and 99.6% adjustment for females, and with future improvement from the base year of 2010 on a generational basis. Disability mortality rates were based on the Pub-2010 Non-Safety Disabled Retiree mortality table with a 106.3% adjustment for males and 100.3% adjustment for females, and with future improvement from the base year of 2010 on a generational basis. Mortality improvement is based on Scale MP-2021.

The actuarial assumptions used in the July 1, 2022 valuation were based on the results of an actuarial experience study for the period July 1, 2018 to June 30, 2021.

Long-Term Expected Rate of Return

In accordance with State statute, the long-term expected rate of return on plan investments (7.00% at June 30, 2023) is determined by the State Treasurer, after consultation with the Directors of the Division of Investments and Division of Pensions and Benefits, the board of trustees and the actuaries. The long-term expected rate of return was determined using a building block method in which best-estimate ranges of expected future real rates of return (expected returns, net of pension plan investment expense and inflation) are developed for each major asset class. These ranges are combined to produce the long-term expected rate of return by weighing the expected future real rates of return by the target asset allocation percentage and by adding expected inflation.

**WEEHAWKEN TOWNSHIP SCHOOL DISTRICT
NOTES TO BASIC FINANCIAL STATEMENTS
FOR THE FISCAL YEAR ENDED JUNE 30, 2024**

NOTE 8. EMPLOYEE RETIREMENT SYSTEMS AND PENSION PLANS (Continued)

TPAF Pension Liabilities, Pension Expense and Deferred Outflows of Resources and Deferred Inflows of Resources Related to Pensions (Continued)

Long-Term Expected Rate of Return (Continued)

Best estimates of arithmetic real rates of return for each major asset class included in TPAF’s target asset allocation as of June 30, 2023 are summarized in the following table:

Asset Class	Target Allocation	Long-Term Expected Real Rate of Return
U.S. Equity	28.00%	8.98%
Private Equity	13.00%	12.50%
Non U.S. Developed Market Equity	12.75%	9.22%
Real Estate	8.00%	8.58%
Private Credit	8.00%	9.20%
Investment Grade Credit	7.00%	5.19%
Emerging Market Equity	5.50%	11.13%
High Yield	4.50%	6.97%
U.S. Treasuries	4.00%	3.31%
Real Assets	3.00%	8.40%
Risk Mitigation Strategies	3.00%	6.21%
Cash Equivalents	2.00%	3.31%
International Small Cap Equity	1.25%	9.22%

Discount Rate

The Discount Rate used to measure the total pension liability was 7.00% as of June 30, 2023. The projection of cash flows used to determine the discount rate assumed that contributions from plan members will be made at the current member contribution rates and that contributions from employers will be based on 100% of the actuarially determined contributions for the State. Based on those assumptions, the plan’s fiduciary net position was projected to be available to make all projected future benefit payments of current plan members. Therefore, the long-term expected rate of return on plan investments was applied to all projected benefit payments in determining the total pension liability.

Sensitivity of the State’s proportionate share of the District’s net pension liability to changes in the discount rate.

The following presents the State’s proportionate share of the net pension liability attributable to the District as of June 30, 2023 calculated using the discount rate as disclosed above as well as what the State’s proportionate share of the TPAF net pension liability attributable to the District would be if it were calculated using a discount rate that is 1% point lower or 1% point higher than the current rate:

	At 1% Decrease (6.00%)	At Current Discount Rate (7.00%)	At 1% Increase (8.00%)
States proportionate share of the TPAF net pension liability attributable to the District	\$ 4,417,545	\$ 3,746,281	\$ 3,180,917

The sensitivity analysis was based on the State’s proportionate share of the net pension liability attributable to the District at June 30, 2023. A sensitivity analysis specific to State’s proportionate share of the net pension liability attributable to the District was not provided by the pension system.

**WEEHAWKEN TOWNSHIP SCHOOL DISTRICT
NOTES TO BASIC FINANCIAL STATEMENTS
FOR THE FISCAL YEAR ENDED JUNE 30, 2024**

NOTE 8. EMPLOYEE RETIREMENT SYSTEMS AND PENSION PLANS (Continued)

Pension Plan fiduciary net position

Detailed information about the TPAF pension plan's fiduciary net position is available in the separately issued financial report from the State of New Jersey, Department of the Treasury, Division of Pension and Benefits. The financial report may be accessed via the New Jersey, Division of Pensions and Benefits, website at www.state.nj.us/treasury/pensions.

Additional Information

Collective balances of the Local Group at June 30, 2023 are as follows:

Deferred outflows of resources	\$ 2,498,730,891
Deferred inflows of resources	\$ 14,719,080,314
Net pension liability	\$ 51,032,669,551

Collective pension expense for the Local Group for the measurement period ended June 30, 2023 is \$1,292,291,943.

The average of the expected remaining service lives of all employees that are provided with pension through the pension plan (active and inactive employees) determined at July 1, 2023, 2022, 2021, 2020, 2019, 2018, 2017, 2016, and 2015 is 7.93, 7.83, 7.93, 8.04, 8.29, 8.30, 8.30 and 8.30, years, respectively.

NOTE 9. POST-RETIREMENT MEDICAL BENEFITS

Plan Description and Benefits Provided

The State of New Jersey sponsors and administers the State Health Benefit Local Education Retired Employees Plan (Local Education Retired Plan) covering certain local school district employees, including those District employees and retirees eligible for coverage.

The State Health Benefit Local Education Retired Employees Plan (Local Education Retired Other Post-Employment Benefits Plan) is a multiple-employer defined benefit other post-employment benefits (OPEB) plan with a special funding situation. The Local Education Retired OPEB Plan is administered on a "pay-as-you-go" basis. Accordingly, no assets are accumulated in a qualifying trust that meets the criteria in paragraph 4 of GASB Statement No. 75. The Local Education Retired OPEB Plan provides medical, prescription drug, and Medicare Part B reimbursement to retirees and the covered dependents of local education employees. The State also offers dental care to retirees, however, since dental benefits are completely paid for by the retirees, there is no OPEB liability for these benefits.

The employer contributions for the participating local education employers are legally required to be funded by the State in accordance with N.J.S.A. 52:14-17.32f. According to this law, the State provides employer-paid coverage to employees who retire from a board of education or county college with 25 years or more of service credit in, or retires on a disability pension from, one or more of the following plans: TPAF, PERS, PFRS, or ABP.

Pursuant to P.L.2011, c.78, future retirees eligible for postemployment medical coverage who have less than 20 years of creditable service on June 28, 2011 will be required to pay a percentage of the cost of their health care coverage in retirement provided they retire with 25 or more years of pension service credit. The percentage of the premium for which the retiree will be responsible will be determined based on the retiree's annual retirement benefit and level of coverage.

The State is legally required to pay for the OPEB benefit coverage for the participating local education employers. Therefore, these employers are considered to be in a special funding situation as defined by GASB Statement No. 75 and the State is treated as a nonemployer contributing entity.

**WEEHAWKEN TOWNSHIP SCHOOL DISTRICT
NOTES TO BASIC FINANCIAL STATEMENTS
FOR THE FISCAL YEAR ENDED JUNE 30, 2024**

NOTE 9. POST-RETIREMENT MEDICAL BENEFITS (Continued)

Measurement Focus and Basis of Accounting

For additional information about the State Health Benefit Local Education Retired Education Plan, please refer to the Division's Annual Comprehensive Financial Report (ACFR) which can be found at <https://www.state.nj.us/treasury/pensions/gasb-notices-opeb.shtml>.

The financial statements of the post-retirement health benefit plans are prepared in accordance with U.S. generally accepted accounting principles as applicable to governmental organizations. In doing so, the Division adheres to reporting requirements established by the Governmental Accounting Standards Board (GASB).

The accrual basis of accounting is used for measuring financial position and changes in net position of the post-employment health benefit plans. Under this method, contributions are recorded in the accounting period in which they are legally due from the employer or plan member, and deductions are recorded at the time the liabilities are due and payable in accordance with terms of each plan. The accounts of the Division are organized and operated on the basis of funds. All funds are accounted for using economic resources measurement focus.

Post-Retirement Medical Benefits Contributions

The funding policy of the OPEB plan is pay as you go basis; therefore, there is no prefunding of the liability. Contributions to pay for the health benefit premiums of participating employees in the OPEB plan are made by the State, as a non-employer contributing entity, under a special funding situation in accordance with State statutes as previously disclosed. The State as a non-employer contributing entity made contributions of \$2.0 billion to the OPEB plan in fiscal year 2023.

The State sets the contribution rate based on a pay as you go basis and not on the *annual required contribution of the employers (ARC)*, an amount actuarially determined in accordance with the parameters of GASB Statement No. 45. The ARC represents a level of funding that, if paid on an ongoing basis, is projected to cover normal cost each year and amortize any unfunded actuarial liabilities (or funding excess) of the plan over a period not to exceed thirty years. The State's contributions to the State Health Benefits Program Fund for TPAF retirees' post-retirement benefits on behalf of the District for the years ended June 30, 2024, 2023, and 2022 were \$1,138,759, \$978,978 and \$911,996, respectively, which equaled the required contributions for each year. The State's contributions to the State Health Benefits Program Fund for PERS retirees' post-retirement benefits on behalf of the District was not determined or made available by the State of New Jersey. The on-behalf OPEB contributions are recognized in the governmental fund financial statements (modified accrual basis) as both a revenue and expenditure in accordance with GASB Statement No. 85.

Total OPEB Liability

The collective net OPEB liability of the State, as the non-employer contributing entity, of the plan at June 30, 2023 is \$52.4 billion, and the plan fiduciary net position as a percentage of the total OPEB liability is zero percent.

The total OPEB liability as of June 30, 2023 were determined by actuarial valuations as of June 30, 2022, which was rolled forward to June 30, 2023.

GASB Statement No. 75 requires participating employers in the State Health Benefits Program Fund – Local Education Retired to recognize their proportionate share of the collective OPEB liability, collective deferred outflows or resources, collective deferred inflows of resources and collective OPEB expense excluding the attributable to retiree-paid member contributions. The non-employer allocation percentages presented are based on the ratio of the State's contributions made as a non-employer toward the actuarially determined contribution amount to total contributions to the plan during the fiscal year ended June 30, 2023. Non-employer allocation percentages have been rounded for presentation purposes.

**WEEHAWKEN TOWNSHIP SCHOOL DISTRICT
 NOTES TO BASIC FINANCIAL STATEMENTS
 FOR THE FISCAL YEAR ENDED JUNE 30, 2024**

NOTE 9. POST-RETIREMENT MEDICAL BENEFITS (Continued)

Total OPEB Liability (Continued)

In accordance with GASB No. 75, the District is not required to recognize an OPEB liability for the post-employment health benefit plan. The State of New Jersey, as a non-employer contributing entity, is the only entity that has a legal obligation to make employer contributions to the plan on behalf of the District. Accordingly, the District's proportionate share percentage determined under Statement No. 75 is zero percent and the State's proportionate share is 100% of the OPEB liability, attributable to the District. Therefore, in addition, the District does not recognize any portion of the collective deferred outflows of resources and deferred inflows of resources related to the plan.

At June 30, 2024 the State's proportionate share of the OPEB liability attributable to the District is \$44,321,034. The non-employer allocation percentages are based on the ratio of the State's proportionate share of the OPEB liability attributable to the District at June 30, 2023 to the total OPEB liability of the State Health Benefit Program Fund – Local Education Retired Employees Plan at June 30, 2023. At June 30, 2023, the State's share of the OPEB liability attributable to the District was 0.0846% which was an increase of 0.0007% from its proportion measured as of June 30, 2022 of 0.0840%.

Change in the Total OPEB Liability

The change in the State's proportionate share of the OPEB liability attributable to the District for the fiscal year ended June 30, 2024 (measurement date June 30, 2023) is as follows:

	Total OPEB Liability (State Share 100%)
Balance, June 30, 2022 measurement date	\$ 42,533,819
Changes reconized for the fiscal year:	
Service cost	2,019,775
Interest on the total OPEB liability	1,560,933
Changes in assumptions	89,333
Difference between expected and actual experience	(706,055)
Gross benefit payments	(1,216,772)
Contributions from the member	40,001
Net changes	<u>1,787,215</u>
Balance, June 30, 2023 measurement date	<u>\$ 44,321,034</u>

Employees covered by benefit terms

The following employees were covered by the benefit terms as of June 30, 2023:

Active plan members	217,212
Inactive plan members or beneficiaries currently receiving benefits	<u>152,383</u>
Total plan members	<u><u>369,595</u></u>

**WEEHAWKEN TOWNSHIP SCHOOL DISTRICT
 NOTES TO BASIC FINANCIAL STATEMENTS
 FOR THE FISCAL YEAR ENDED JUNE 30, 2024**

NOTE 9. POST-RETIREMENT MEDICAL BENEFITS (Continued)

OPEB Expense and Deferred Outflows of Resources and Deferred Inflows of Resources Related to OPEB

For the fiscal year ended June 30, 2024, the District recognized in the Government-wide statement of activities (accrual basis) OPEB expense of \$283,091. This amount has been included in the District’s Government-wide statement of activities (accrual basis) as a revenue and expenditure in accordance with GASB No. 85.

Collective balances of the Education Group at June 30, 2023 are as follows:

Deferred outflows of resources	\$ 15,085,612,961
Deferred inflows of resources	\$ 28,241,489,773
Collective OPEB Expense	\$ 1,369,124,126

Actuarial Methods and Assumptions

In the June 30, 2023 OPEB actuarial valuation, the actuarial assumptions and methods used in these valuations were described in the Actuarial Assumptions and Methods section of the Actuary's report and are included here in this note to the financial statements. The Plan selected economic and demographic assumptions and prescribed them for use for purposes of compliance with GASB Statement No. 75. The Actuary provided guidance with respect to these assumptions, and it is their belief that the assumptions represent reasonable expectations of anticipated plan experience.

Actuarial Assumptions

The OPEB liability for the June 30, 2023, measurement date was determined by an actuarial valuation as of June 30, 2022, which was rolled forward to June 30, 2023. The actuarial assumptions vary for each plan member depending on the pension plan the member is enrolled in. This actuarial valuation used the following actuarial assumptions, applied to all periods in the measurement.

Inflation Rate: 2.50%

	<u>TPAF/ABP</u>	<u>PERS</u>
Salary Increases:	2.75 – 4.25% based on service years	2.75 – 6.55% based on service years

Preretirement mortality rates were based on the Pub-2010 Healthy “Teachers” (TPAF/ABP), “General” (PERS), and “Safety” (PFRS) classification headcount-weighted mortality table with fully generational mortality improvement projections from the central year using Scale MP-2021. Postretirement mortality rates were based on the Pub-2010 “General” classification headcount-weighted mortality table with fully generational mortality improvement projections from the central year using Scale MP-2021. Disability mortality was based on the Pub-2010 “general” classification headcount-weighted disabled mortality table with fully generational mortality improvement projections from the central year using Scale MP-2021 for current disables retirees.

The actuarial assumptions used in the June 30, 2022 valuation were based on the results of the TPAF, PERS and PFRS experience studies prepared for July 1, 2018 to June 30, 2021.

Health Care Trend Assumptions

For pre-Medicare medical benefits, the trend rate is initially 6.50% and decreases to a 4.50% long-term trend rate after nine years. For post-65 medical benefits PPO, the trend is increasing to 14.80% in fiscal year 2026 and decreases to 4.50% in fiscal year 2033. For HMO, the trend is increasing to 17.40% in fiscal year 2026 and decreases to 4.50% in fiscal year 2033. For prescription drug benefits, the initial trend rate is 9.50% and decreases to a 4.50% long-term rate after seven years. For the Medicare Part B reimbursement, the trend rate is 5.00%.

**WEEHAWKEN TOWNSHIP SCHOOL DISTRICT
 NOTES TO BASIC FINANCIAL STATEMENTS
 FOR THE FISCAL YEAR ENDED JUNE 30, 2024**

NOTE 9. POST-RETIREMENT MEDICAL BENEFITS (Continued)

Actuarial Methods and Assumptions (Continued)

Discount Rate

The discount rate for June 30, 2023 was 3.65%. This represents the municipal bond return rate as chosen by the Division. The source is the Bond Buyer Go 20-Bond Municipal Bond Index, which includes tax-exempt general obligation municipal bonds with an average rating of AA/Aa or higher. As the long-term rate of return is less than the municipal bond rate, it is not considered in the calculation of the discount rate, rather the discount rate is set at the municipal bond rate.

Sensitivity of OPEB Liability to Changes in the Discount Rate

The following presents the State’s proportionate share of the OPEB liability attributable to the District as of June 30, 2024, calculated using the discount rate 3.65%, as well as the State’s proportionate share of the OPEB liability attributable to the District would be if it were calculated using a discount rate that is 1% point lower or 1% point higher than the current rate:

	<u>At 1% Decrease (2.65%)</u>	<u>At Current Discount Rate (3.65%)</u>	<u>At 1% Increase (4.65%)</u>
State's Proportionate Share of the OPEB Liability Attributable to the District	\$ 51,958,803	\$ 44,321,034	\$ 38,188,792

Sensitivity of total OPEB liability to changes in the healthcare cost trend rates

The following presents the State’s proportionate share of the OPEB liability attributable to the District as of June 30, 2024, calculated using the previously disclosed healthcare trend rate as well as what the total non-employer OPEB liability attributable to the District would be if it was calculated using a healthcare trend rate that is 1% point lower or 1% point higher than the current rate:

	<u>1 % Decrease</u>	<u>Healthcare Cost Trend Rate</u>	<u>1% Increase</u>
State's Proportionate Share of the OPEB Liability Attributable to the District	\$ 36,793,291	\$ 44,321,034	\$ 54,171,105

The sensitivity analyses were based on the State's proportionate share of the OPEB liability attributable to the District at June 30, 2023. Sensitivity analyses specific to the State's proportionate share of the OPEB liability attributable to the District at June 30, 2023 were not provided.

**WEEHAWKEN TOWNSHIP SCHOOL DISTRICT
 NOTES TO BASIC FINANCIAL STATEMENTS
 FOR THE FISCAL YEAR ENDED JUNE 30, 2024**

NOTE 10. INTERFUND RECEIVABLES, PAYABLES AND TRANSFERS

The following interfund balances remained on the balance sheet of the governmental fund financial statement at June 30, 2024:

	<u>Interfund Receivable</u>	<u>Interfund Payable</u>
Governmental Funds:		
General	\$ 500,402	\$ 11,164
Special Revenue	-	500,402
Debt Service	1,099,202	-
Capital Projects	-	1,099,202
Enterprise	11,164	-
	<u>11,164</u>	<u>-</u>
Total	<u>\$ 1,610,768</u>	<u>\$ 1,610,768</u>

The above balances are the result of revenues earned in one fund which are due to another fund and/or expenditures paid by one fund on behalf of another fund and/or to cover cash balances which were in a cash overdraft position. The District expects to liquidate all interfund balances within one year.

NOTE 11. CONTINGENT LIABILITIES

The District participates in a number of federal and state programs that are fully or partially funded by grants received from other governmental units. Expenditures financed by grants are subject to audit by the appropriate grantor government. If expenditures are disallowed due to noncompliance with grant program regulations, the District may be required to reimburse the grantor government. As of June 30, 2024, significant amounts of grant expenditures have not been audited by the various grantor agencies but the District believes that disallowed expenditures, if any, based on subsequent audits will not have a material effect on any of the individual governmental funds or the overall financial position of the District.

The District is a party defendant in some lawsuits, none of a kind unusual for a school district of its size and scope of operation. In the opinion of the District’s attorney the potential claims against the District not covered by insurance policies would not materially affect the financial condition of the District.

NOTE 12. RISK MANAGEMENT

The District is exposed to various risks of loss related to torts; theft of, damage to, and destruction of assets; errors and omissions; injuries to employees; and natural disaster.

A. Property and Liability Insurance:

The District maintains commercial insurance coverage for property, liability and surety bonds. A complete schedule of insurance coverage can be found in the Statistical Section of this Annual Comprehensive Financial Report.

B. New Jersey Unemployment Compensation Insurance:

The District has elected to fund its New Jersey Unemployment Compensation Insurance under the normal State of New Jersey plan. The District files quarterly unemployment and disability payroll tax returns. These returns include employees’ withholding tax for unemployment and disability and the District’s share based upon the total tax rate determined by the State.

**WEEHAWKEN TOWNSHIP SCHOOL DISTRICT
 NOTES TO BASIC FINANCIAL STATEMENTS
 FOR THE FISCAL YEAR ENDED JUNE 30, 2024**

NOTE 13. DEFERRED COMPENSATION

The District offers its employees a choice of various deferred compensation plans created in accordance with Internal Revenue Code Section 403(b). The plans, which are administered by the entities listed below, permit participants to defer a portion of their salary until future years. Amounts deferred under the plans are not available to employees until termination, retirement, death or unforeseeable emergency. The plan administrators are as follows:

- Variable Annuity Life Insurance Co.
- Lincoln National Life Insurance Co.
- Equitable Life
- Metropolitan Life Insurance Co.

NOTE 14. FUND BALANCE APPROPRIATED

Fund Statements:

General Fund - Of the \$3,478,138 General Fund fund balance at June 30, 2024, \$1,053,143 is restricted as excess surplus in accordance with N.J.S.A. 18A:7F-7 (\$1,053,143 of the total restricted excess surplus has been appropriated and included as anticipated revenue for the year ending June 30, 2025); \$300,000 has been restricted for capital reserve; \$473,291 is restricted for maintenance reserve; \$1,408,541 is assigned (\$356,952 of the total is assigned to year-end encumbrances and \$1,051,589 is appropriated and included as anticipated revenue for the year ending June 30, 2025); and \$243,163 is unassigned.

Special Revenue Fund – Of the \$38,550 Special Revenue Fund fund balance at June 30, 2024, \$18,077 is restricted for scholarships, \$70,613 is restricted for student activities and (\$50,140) is unassigned.

Capital Projects Fund – Of the \$16,055,169 Capital Projects Fund fund balance at June 30, 2024, \$16,019,069 is restricted for capital projects and \$36,100 is assigned to year-end encumbrances.

Debt Service Fund – Of the \$1,105,682 Debt Service Fund fund balance at June 30, 2024, \$1,105,352 is restricted for debt service and \$330 is appropriated and included as anticipated revenue for the year ending June 30, 2025.

The total Governmental Funds fund balance is \$20,677,539.

The following is a summary of adjustments made to the fund statements to arrive at the total net position per the Government-wide Statement of Net Position.

	Governmental Activities	Business-Type Activity	Total
Fund Balance/Net Position	\$ 20,677,539	\$ 164,110	\$ 20,841,649
Add: Capital Assets, Net of Accumulated Depreciation	21,213,968	-	21,213,968
Deferred Outflows of Resources	862,926	-	862,926
Less: Accounts Payable for Pension	(576,226)	-	(576,226)
Long-Term Liabilities	(34,951,270)	-	(34,951,270)
Net Pension Liability	(4,359,746)	-	(4,359,746)
Deferred Inflows of Resources	(254,642)	-	(254,642)
Total Net Position	<u>\$ 2,612,549</u>	<u>\$ 164,110</u>	<u>\$ 2,776,659</u>

**WEEHAWKEN TOWNSHIP SCHOOL DISTRICT
NOTES TO BASIC FINANCIAL STATEMENTS
FOR THE FISCAL YEAR ENDED JUNE 30, 2024**

NOTE 15. DEFICIT FUND BALANCES

The District has a deficit unassigned fund balance of (\$50,140) in the Special Revenue Fund as of June 30, 2024 as reported in the fund statements (modified accrual basis). P.L. 2003, c. 97 provides that in the event a state school aid payment is not made until the following school budget year, districts must record the last two state aid payments as revenue, for budget purposes only, in the current school budget year. The bill provides legal authority for school districts to recognize this revenue in the current budget year. For intergovernmental transactions, GASB Statement No. 33 requires that recognition (revenue, expenditure, asset, liability) should be in symmetry, i.e., if one government recognizes an asset, the other government recognizes a liability. Since the State is recording the last state aid payment in the subsequent fiscal year, the school district cannot recognize the last state aid payment on the GAAP financial statements until the year the State records the payable. Due to the timing difference of recording the last state aid payment, the Special Revenue Fund deficit balance does not alone indicate that the district is facing financial difficulties.

Pursuant to P.L. 2003, c. 97 any negative unreserved, undesignated fund balance that is reported as a direct result from a delay in the payment of state aid until the following fiscal year, is not considered in violation of New Jersey statute and regulation nor in need of corrective action. The District's fund balance in the GAAP funds statements of \$20,677,539 is more than the last two state aid payments.

NOTE 16. CALCULATION OF EXCESS SURPLUS

In accordance with N.J.S.A. 18A:7F-7, as amended by P.L. 2004, c.73 (S1701), the designation for Restricted Fund Balance – Reserved Excess Surplus is a required calculation pursuant to the New Jersey Comprehensive Educational Improvement and Financing Act of 1996 (CEIFA). New Jersey School Districts are required to reserve General Fund fund balance at the fiscal year end of June 30, if they did not appropriate a required minimum amount as budgeted fund balance in their subsequent year's budget. The excess fund balance for year ended June 30, 2024 is \$1,053,143.

NOTE 17. SUBSEQUENT EVENTS

Management has reviewed and evaluated all events and transactions that occurred between June 30, 2024 through February 24, 2025, the date that the financial statements were issued for possible disclosure and recognition in the financial statements, and no items have come to the attention of the District that would require disclosure.

REQUIRED SUPPLEMENTARY INFORMATION

PART II

BUDGETARY COMPARISON SCHEDULES

WEEHAWKEN TOWNSHIP SCHOOL DISTRICT
 BUDGETARY COMPARISON SCHEDULE
 GENERAL FUND
 FOR THE FISCAL YEAR ENDED JUNE 30, 2024

EXHIBIT C-1

	Original Budget	Budget Transfers	Final Budget	Actual	Variance
REVENUES					
Local sources:					
Local tax levy	\$ 24,673,264	\$ -	\$ 24,673,264	\$ 24,673,264	\$ -
Tuition	85,000	-	85,000	167,347	82,347
Interest earned	10	-	10	110,375	110,365
PILOT payment	200,000	-	200,000	-	(200,000)
Miscellaneous	100,000	-	100,000	157,766	57,766
Total - local sources	<u>25,058,274</u>	<u>-</u>	<u>25,058,274</u>	<u>25,108,752</u>	<u>50,478</u>
Federal sources:					
Special Education Medicare Reimbursement Initiative	31,685	-	31,685	49,892	18,207
Total - federal sources	<u>31,685</u>	<u>-</u>	<u>31,685</u>	<u>49,892</u>	<u>18,207</u>
State sources:					
Adjustment aid	349,639	-	349,639	349,639	-
Transportation aid	150,232	-	150,232	150,232	-
Special education aid	900,996	-	900,996	900,996	-
Security categorical aid	351,824	-	351,824	351,824	-
Extraordinary aid	500,000	-	500,000	526,788	26,788
On-behalf TPAF contributions (Non-budgeted)					
Pension contribution	-	-	-	4,184,101	4,184,101
Post-retirement medical contributions	-	-	-	1,138,759	1,138,759
Long term disability insurance premium	-	-	-	2,664	2,664
Reimbursed TPAF Social Security contributions (Non-budgeted)	-	-	-	862,898	862,898
Total - state sources	<u>2,252,691</u>	<u>-</u>	<u>2,252,691</u>	<u>8,467,901</u>	<u>6,215,210</u>
Total revenues	<u>27,342,650</u>	<u>-</u>	<u>27,342,650</u>	<u>33,626,545</u>	<u>6,283,895</u>
EXPENDITURES -					
CURRENT EXPENSE					
Regular programs - instruction:					
Salaries of teachers:					
Preschool	-	96,412	96,412	95,965	447
Kindergarten	600,570	(109,932)	490,638	490,332	306
Grades 1-5	3,442,163	1,968	3,444,131	3,444,131	-
Grades 6-8	1,247,543	139,902	1,387,445	1,387,445	-
Grades 9-12	2,846,032	(48,475)	2,797,557	2,797,535	22
Total regular programs - instruction	<u>8,136,308</u>	<u>79,875</u>	<u>8,216,183</u>	<u>8,215,408</u>	<u>775</u>
Regular programs - home instruction:					
Salaries of teachers	20,000	(13,860)	6,140	5,920	220
Total regular programs - home instruction	<u>20,000</u>	<u>(13,860)</u>	<u>6,140</u>	<u>5,920</u>	<u>220</u>
Regular programs - undistributed instruction:					
Purchased professional - educational services	630,000	(155,640)	474,360	467,896	6,464
Purchased professional - technical services	110,000	17,654	127,654	126,081	1,573
Other purchased services (400-500 series)	235,000	(62,150)	172,850	155,043	17,807
Travel	3,000	-	3,000	-	3,000
General supplies	318,253	(11,638)	306,615	277,814	28,801
Textbooks	175,000	17,061	192,061	188,683	3,378
Other objects	74,324	(60,312)	14,012	14,012	-
Total regular programs - undistributed instruction	<u>1,545,577</u>	<u>(255,025)</u>	<u>1,290,552</u>	<u>1,229,529</u>	<u>61,023</u>
Total regular programs	<u>9,701,885</u>	<u>(189,010)</u>	<u>9,512,875</u>	<u>9,450,857</u>	<u>62,018</u>

**WEEHAWKEN TOWNSHIP SCHOOL DISTRICT
BUDGETARY COMPARISON SCHEDULE
GENERAL FUND
FOR THE FISCAL YEAR ENDED JUNE 30, 2024**

EXHIBIT C-1

	Original Budget	Budget Transfers	Final Budget	Actual	Variance
Special education:					
Resource room/resource center:					
Salaries of teachers	\$ 972,936	\$ (148,162)	\$ 824,774	\$ 824,774	\$ -
Other salaries for instruction	1,337,479	305,819	1,643,298	1,643,297	1
General supplies	14,980	(10,498)	4,482	4,482	-
Textbooks	2,500	6,292	8,792	8,792	-
Total resource room/resource center	<u>2,327,895</u>	<u>153,451</u>	<u>2,481,346</u>	<u>2,481,345</u>	<u>1</u>
Total special education - instruction	<u>2,327,895</u>	<u>153,451</u>	<u>2,481,346</u>	<u>2,481,345</u>	<u>1</u>
Bilingual education:					
Salaries of teachers	224,022	(148,237)	75,785	75,785	-
General supplies	3,000	(2,358)	642	236	406
Textbooks	2,000	-	2,000	-	2,000
Total bilingual education	<u>229,022</u>	<u>(150,595)</u>	<u>78,427</u>	<u>76,021</u>	<u>2,406</u>
Other instructional:					
School-sponsored cocurricular activities:					
Salaries	398,173	(72,487)	325,686	325,686	-
Supplies and materials	85,000	(2,403)	82,597	81,818	779
Other Objects	40,000	16,620	56,620	51,569	5,051
School-sponsored athletics:					
Salaries	435,617	9,135	444,752	444,752	-
Supplies and materials	87,273	1,216	88,489	88,489	-
Other objects	35,000	-	35,000	34,899	101
Before/after school programs:					
Purchased professional and technical services	-	11,824	11,824	11,824	-
Total other instructional	<u>1,081,063</u>	<u>(36,095)</u>	<u>1,044,968</u>	<u>1,039,037</u>	<u>5,931</u>
Total - instruction	<u>13,339,865</u>	<u>(222,249)</u>	<u>13,117,616</u>	<u>13,047,260</u>	<u>70,356</u>
Undistributed expenditures - instruction:					
Tuition to other LEA's within the state - special	551,827	(408,299)	143,528	68,127	75,401
Tuition to CSSD & regional day schools	231,785	220,419	452,204	447,954	4,250
Tuition to private schools for the handicapped-within state	523,077	(139,914)	383,163	383,162	1
Tuition - other	41,500	(2,100)	39,400	32,345	7,055
Total undistributed expenditures - instruction	<u>1,348,189</u>	<u>(329,894)</u>	<u>1,018,295</u>	<u>931,588</u>	<u>86,707</u>
Attendance and social work services:					
Purchase professional & technical services	8,000	1,897	9,897	9,841	56
Total attendance and social work services	<u>8,000</u>	<u>1,897</u>	<u>9,897</u>	<u>9,841</u>	<u>56</u>
Health services:					
Salaries	223,308	11,510	234,818	234,818	-
Purchased professional and technical services	20,000	39,678	59,678	59,253	425
Supplies and materials	11,000	(1,747)	9,253	9,226	27
Other objects	4,000	1,440	5,440	5,440	-
Total health services	<u>258,308</u>	<u>50,881</u>	<u>309,189</u>	<u>308,737</u>	<u>452</u>
Other support services - students-related services:					
Salaries	132,146	128,918	261,064	261,064	-
Purchased professional - educational services	400,000	(142,422)	257,578	257,273	305
Supplies and materials	2,193	305	2,498	2,221	277
Other objects	5,000	(4,800)	200	200	-
Total other support services - students-related services	<u>539,339</u>	<u>(17,999)</u>	<u>521,340</u>	<u>520,758</u>	<u>582</u>
Other support services - students-extra services:					
Purchased professional - educational services	700,000	(37,228)	662,772	655,826	6,946
Total other support services - students-extra services	<u>700,000</u>	<u>(37,228)</u>	<u>662,772</u>	<u>655,826</u>	<u>6,946</u>

**WEEHAWKEN TOWNSHIP SCHOOL DISTRICT
BUDGETARY COMPARISON SCHEDULE
GENERAL FUND
FOR THE FISCAL YEAR ENDED JUNE 30, 2024**

EXHIBIT C-1

	Original Budget	Budget Transfers	Final Budget	Actual	Variance
Other support services - students-regular:					
Salaries of other professional staff	\$ 518,849	\$ 36,031	\$ 554,880	\$ 554,880	\$ -
Purchased professional - educational services	25,000	5,673	30,673	30,644	29
Other purchased services (400-500 series)	500	(10)	490	-	490
Supplies and materials	9,000	(2,598)	6,402	5,983	419
Other objects	42,000	(4,935)	37,065	36,839	226
Total other support services - students-regular	<u>595,349</u>	<u>34,161</u>	<u>629,510</u>	<u>628,346</u>	<u>1,164</u>
Other support services - students - special services:					
Salaries of other professional staff	618,022	70,397	688,419	688,419	-
Other purchased services (400-500 series)	2,000	(2,000)	-	-	-
Travel	2,000	(1,399)	601	-	601
Supplies and materials	5,000	1,075	6,075	6,075	-
Other objects	500	(500)	-	-	-
Total other support services - students-special services	<u>627,522</u>	<u>67,573</u>	<u>695,095</u>	<u>694,494</u>	<u>601</u>
Improvement of instructional services:					
Salaries of supervisors of instructions	168,143	(1,211)	166,932	166,932	-
Total improvement of instructional services	<u>168,143</u>	<u>(1,211)</u>	<u>166,932</u>	<u>166,932</u>	<u>-</u>
Educational media services/school library:					
Salaries	161,971	(9,392)	152,579	152,579	-
Salaries of technology coordinators	262,794	20,637	283,431	283,431	-
Purchased professional - technical services	1,500	1,750	3,250	3,250	-
Travel	-	204	204	204	-
Supplies and materials	7,000	(5,904)	1,096	1,096	-
Other objects	5,000	(5,000)	-	-	-
Total educational media services/school library	<u>438,265</u>	<u>2,295</u>	<u>440,560</u>	<u>440,560</u>	<u>-</u>
Instruction staff training services:					
Other purchased professional services - educational	57,120	19,805	76,925	73,466	3,459
Other purchased services (400-500 series)	-	3,000	3,000	3,000	-
Total instruction staff training services	<u>57,120</u>	<u>22,805</u>	<u>79,925</u>	<u>76,466</u>	<u>3,459</u>
Support services - general administration:					
Salaries	274,060	(50,509)	223,551	219,906	3,645
Legal services	100,000	-	100,000	76,178	23,822
Audit Fees	100,000	-	100,000	64,250	35,750
Architectural services	-	-	-	-	-
Other purchased professional services	85,000	45,853	130,853	130,003	850
Purchased Technical services	5,000	(3,643)	1,357	280	1,077
Communications/telephone	90,000	(4,202)	85,798	83,376	2,422
Board of education other purchased services	25,000	(13,134)	11,866	11,175	691
Travel	2,000	-	2,000	1,974	26
Miscellaneous purchased services	30,000	28,859	58,859	58,859	-
Supplies and materials	10,000	(3,267)	6,733	6,732	1
Judgments against the school district	515,000	(102,228)	412,772	315,000	97,772
Miscellaneous expenditures	4,000	500	4,500	3,245	1,255
Board of education membership dues and fees	14,000	-	14,000	12,057	1,943
Total support services - general administration	<u>1,254,060</u>	<u>(101,771)</u>	<u>1,152,289</u>	<u>983,035</u>	<u>169,254</u>
Support services - school administration:					
Salaries of principals/assistant principals	691,330	(10,238)	681,092	681,092	-
Salaries of secretarial and clerical assistants	148,715	18,144	166,859	166,859	-
Travel	1,500	(279)	1,221	-	1,221
Supplies and materials	12,000	74	12,074	11,077	997
Other objects	20,000	(6,462)	13,538	12,954	584
Total support services - school administration	<u>873,545</u>	<u>1,239</u>	<u>874,784</u>	<u>871,982</u>	<u>2,802</u>
Central services:					
Salaries	457,250	18,400	475,650	475,650	-
Purchased professional services	3,000	3,181	6,181	6,181	-
Computers	1,000	-	1,000	565	435
Supplies and materials	6,000	(1,667)	4,333	4,239	94
Miscellaneous expenditures	1,000	1,638	2,638	2,512	126
Total central services:	<u>468,250</u>	<u>21,552</u>	<u>489,802</u>	<u>489,147</u>	<u>655</u>

**WEEHAWKEN TOWNSHIP SCHOOL DISTRICT
BUDGETARY COMPARISON SCHEDULE
GENERAL FUND
FOR THE FISCAL YEAR ENDED JUNE 30, 2024**

EXHIBIT C-1

	Original Budget	Budget Transfers	Final Budget	Actual	Variance
Required maintenance for school facilities:					
Cleaning, repair and maintenance services	\$ 465,000	\$ (384,897)	\$ 80,103	\$ 64,504	\$ 15,599
General supplies	15,709	(14,655)	1,054	1,053	1
Total required maintenance for school facilities	<u>480,709</u>	<u>(399,552)</u>	<u>81,157</u>	<u>65,557</u>	<u>15,600</u>
Other operating and maintenance of plant services:					
Salaries	667,426	49,433	716,859	705,041	11,818
Salaries of non-instructional aides	352,490	(28,571)	323,919	323,919	-
Purchased professional and technical services	180,000	(82,929)	97,071	88,082	8,989
Cleaning, repair and maintenance services	180,000	279,391	459,391	422,372	37,019
Other purchased property	60,000	77,628	137,628	123,872	13,756
Insurance	350,000	203,497	553,497	553,497	-
General supplies	89,291	(33,189)	56,102	54,553	1,549
Natural gas	225,000	7,801	232,801	220,193	12,608
Electricity	46,000	(31,940)	14,060	13,106	954
Other objects	-	330	330	330	-
Total other operating and maintenance of plant services:	<u>2,150,207</u>	<u>441,451</u>	<u>2,591,658</u>	<u>2,504,965</u>	<u>86,693</u>
Security:					
Salaries	121,790	(12,649)	109,141	109,141	-
Purchased technical services	10,000	693	10,693	10,693	-
General supplies	-	165	165	149	16
Total security	<u>131,790</u>	<u>(11,791)</u>	<u>119,999</u>	<u>119,983</u>	<u>16</u>
Student transportation services:					
Salaries for pupil transportation - (between home and school) - regular	875,000	(13,124)	861,876	861,876	-
Salaries for pupil transportation - (between home and school) - special	45,000	(44,950)	50	50	-
Salaries for pupil transportation - (other than bet. home & school)	70,000	184,649	254,649	254,649	-
Cleaning, repair and maintenance services	110,000	13,877	123,877	123,877	-
Contracted services - (Special education students) - joint agreement	30,000	(30,000)	-	-	-
Contracted services - (Special education students) - ESCs and CTSA's	250,000	60,501	310,501	309,497	1,004
Miscellaneous purchased services - transportation	35,000	(11,950)	23,050	23,050	-
General supplies	60,000	13,096	73,096	73,096	-
Other objects	10,540	1,908	12,448	12,448	-
Total student transportation services	<u>1,485,540</u>	<u>174,007</u>	<u>1,659,547</u>	<u>1,658,543</u>	<u>1,004</u>
Unallocated employee benefits:					
Social Security contribution	275,000	271,660	546,660	546,660	-
Other retirement contributions - regular	350,000	53,467	403,467	403,467	-
Unemployment compensation	45,000	20,000	65,000	46,880	18,120
Health benefits	4,606,500	(390,635)	4,215,865	4,286,689	(70,824)
Tuition reimbursement	30,000	(8,500)	21,500	21,500	-
Other employee benefits	25,000	75,468	100,468	100,468	-
Unused sick payment to terminated/retired staff	30,000	(21,677)	8,323	-	8,323
Total unallocated employee benefits	<u>5,361,500</u>	<u>(217)</u>	<u>5,361,283</u>	<u>5,405,664</u>	<u>(44,381)</u>
On-behalf TPAF contributions (Non-budgeted)					
Pension contribution	-	-	-	4,184,101	(4,184,101)
Post-retirement medical contributions	-	-	-	1,138,759	(1,138,759)
Long term disability insurance premium	-	-	-	2,664	(2,664)
Reimbursed TPAF Social Security contributions (Non-budgeted)	-	-	-	862,898	(862,898)
Total on-behalf contributions	<u>-</u>	<u>-</u>	<u>-</u>	<u>6,188,422</u>	<u>(6,188,422)</u>
Total undistributed expenditures	<u>16,945,836</u>	<u>(81,802)</u>	<u>16,864,034</u>	<u>22,720,846</u>	<u>(5,856,812)</u>
Total expenditures - current expense	<u>30,285,701</u>	<u>(304,051)</u>	<u>29,981,650</u>	<u>35,768,106</u>	<u>(5,786,456)</u>

WEEHAWKEN TOWNSHIP SCHOOL DISTRICT
 BUDGETARY COMPARISON SCHEDULE
 GENERAL FUND
 FOR THE FISCAL YEAR ENDED JUNE 30, 2024

EXHIBIT C-1

	Original Budget	Budget Transfers	Final Budget	Actual	Variance
CAPITAL OUTLAY					
Equipment:					
Undistributed expenditures:					
Instruction - instructional equipment	\$ -	\$ 11,455	\$ 11,455	\$ 11,455	\$ -
Student transportation - school bus regular	-	165,168	165,168	-	165,168
Total equipment	-	176,623	176,623	11,455	165,168
Facilities acquisition and construction services:					
Architect/engineering services	-	43,125	43,125	40,215	2,910
Construction services	397,115	-	397,115	309,090	88,025
Other objects	300,000	-	300,000	300,000	-
Assessment for debt service on SDA funding	30,709	-	30,709	30,709	-
Total facilities acquisition and construction services	727,824	43,125	770,949	680,014	90,935
Total capital outlay	727,824	219,748	947,572	691,469	256,103
Charter schools	90,000	84,303	174,303	174,303	-
Total expenditures	31,103,525	-	31,103,525	36,633,878	(5,530,353)
Excess (deficiency) of revenues over (under) expenditures	(3,760,875)	-	(3,760,875)	(3,007,333)	753,542
Fund balances, July 1	6,638,908	-	6,638,908	6,638,908	-
Fund balances, June 30	\$ 2,878,033	\$ -	\$ 2,878,033	\$ 3,631,575	\$ 753,542
<u>Recapitulation:</u>					
Restricted for:					
Excess Surplus - prior year - designated for subsequent year's expenditures				\$ 1,053,143	
Capital reserve				300,000	
Maintenance reserve				473,291	
Assigned to:					
Year-end encumbrances				356,952	
Designated for subsequent year's expenditures				1,051,589	
Unassigned				396,600	
				3,631,575	
Reconciliation to Government Funds (GAAP)					
Last State Aid Payment not recognized on GAAP Basis				(153,437)	
Fund Balance per Government Funds (GAAP)				\$ 3,478,138	

WEEHAWKEN TOWNSHIP SCHOOL DISTRICT
 BUDGETARY COMPARISON SCHEDULE
 SPECIAL REVENUE FUND
 FOR THE FISCAL YEAR ENDED JUNE 30, 2024

EXHIBIT C-2

	Original Budget	Budget Transfers	Final Budget	Actual	Variance
REVENUES					
Federal sources	\$ 3,010,981	\$ 227,129	\$ 3,238,110	\$ 2,955,023	\$ 283,087
State sources	558,526	403,415	961,941	940,181	21,760
Local Sources	-	153,049	153,049	131,426	21,623
Total revenues	<u>3,569,507</u>	<u>783,593</u>	<u>4,353,100</u>	<u>4,026,630</u>	<u>326,470</u>
EXPENDITURES					
Instruction:					
Salaries of teachers	325,943	333,362	659,305	630,576	28,729
Other salaries for instruction	165,844	(19,325)	146,519	146,120	399
Purchased prof. & tech. services	2,588,298	(1,887,715)	700,583	668,428	32,155
General supplies	12,368	31,600	43,968	31,597	12,371
Other objects	-	171,895	171,895	77,521	94,374
Total Instruction	<u>3,092,453</u>	<u>(1,370,183)</u>	<u>1,722,270</u>	<u>1,554,242</u>	<u>168,028</u>
Support services:					
Salaries of program directors	41,351	(14,884)	26,467	17,338	9,129
Salaries of secretarial & clerical staff	13,020	848	13,868	13,868	-
Purchased professional - educational services	245,000	226,120	471,120	471,120	-
Other purchased professional services	-	65,000	65,000	60,000	5,000
Purchased technical services	123,102	160,628	283,730	197,446	86,284
Supplies and materials	24,000	(3,867)	20,133	14,308	5,825
Student activities	-	150,049	150,049	150,049	-
Scholarships awarded	-	3,000	3,000	3,000	-
Other objects	30,581	353,753	384,334	353,753	30,581
Total support services	<u>477,054</u>	<u>940,647</u>	<u>1,417,701</u>	<u>1,280,882</u>	<u>136,819</u>
Facilities acquisition and construction services:					
Noninstructional equipment	-	1,213,129	1,213,129	1,213,129	-
Total facilities acquisition and construction services	<u>-</u>	<u>1,213,129</u>	<u>1,213,129</u>	<u>1,213,129</u>	<u>-</u>
Total expenditures	<u>3,569,507</u>	<u>783,593</u>	<u>4,353,100</u>	<u>4,048,253</u>	<u>304,847</u>
Excess of revenues over expenditures	-	-	-	(21,623)	21,623
Fund balance, July 1	110,313	-	110,313	110,313	-
Fund balance, June 30	<u>\$ 110,313</u>	<u>\$ -</u>	<u>\$ 110,313</u>	<u>\$ 88,690</u>	<u>\$ 21,623</u>
Recapitulation:					
Restricted for:					
Scholarships				\$ 18,077	
Student activities				70,613	
Fund balance				<u>\$ 88,690</u>	

**NOTES TO REQUIRED SUPPLEMENTARY INFORMATION
PART II**

**WEEHAWKEN TOWNSHIP SCHOOL DISTRICT
REQUIRED SUPPLEMENTARY INFORMATION
BUDGET TO GAAP RECONCILIATION
NOTE TO REQUIRED SUPPLEMENTARY INFORMATION
FOR THE FISCAL YEAR ENDED JUNE 30, 2024**

EXHIBIT C-3

Note A - Explanation of Differences between Budgetary Inflows and Outflows and
GAAP Revenues and Expenditures

	<u>General Fund</u>	<u>Special Revenue Fund</u>
Sources/inflows of resources		
Actual amounts (budgetary basis) "revenue" from the budgetary comparison schedule	[C-1] \$ 33,626,545	[C-2] \$ 4,026,630
Difference - budget to GAAP:		
Grant accounting budgetary basis differs from GAAP in that encumbrances are recognized as expenditures, and the related revenue is recognized.	-	(297,416)
State aid payment recognized for GAAP statements in the current year, previously recognized for budgetary purposes.	195,301	-
State aid payment recognized for budgetary purposes, not recognized for GAAP statements.	<u>(153,437)</u>	<u>(50,140)</u>
Total revenues as reported on the statement of revenues, expenditures and changes in fund balances - governmental funds.	[B-2] <u>\$ 33,668,409</u>	[B-2] <u>\$ 3,679,074</u>
Uses/outflows of resources		
Actual amounts (budgetary basis) "total outflows" from the budgetary comparison schedule	[C-1] \$ 36,633,878	[C-2] \$ 4,048,253
Difference - budget to GAAP:		
Encumbrances for supplies and equipment ordered but not received are reported in the year the order is placed for budgetary purposes, but in the year the supplies are received for financial reporting purposes.	-	(297,416)
Transfers to and from other funds are presented as outflows of budgetary resources but are not expenditures for financial reporting purposes.		
Net transfers (outflows) to general fund	<u>-</u>	<u>-</u>
Total expenditures as reported on the statement of revenues, expenditures, and changes in fund balances - governmental funds	[B-2] <u>\$ 36,633,878</u>	[B-2] <u>\$ 3,750,837</u>

REQUIRED SUPPLEMENTARY INFORMATION

PART III

PENSION AND OPEB INFORMATION

**WEEHAWKEN TOWNSHIP SCHOOL DISTRICT
SCHEDULE OF THE DISTRICT'S PROPORTIONATE SHARE OF THE NET PENSION LIABILITY
PUBLIC EMPLOYEES RETIREMENT SYSTEM (PERS)
LAST TEN FISCAL YEARS**

EXHIBIT L-1

	<u>June 30, 2024</u>	<u>June 30, 2023</u>	<u>June 30, 2022</u>	<u>June 30, 2021</u>	<u>June 30, 2020</u>	<u>June 30, 2019</u>	<u>June 30, 2018</u>	<u>June 30, 2017</u>	<u>June 30, 2016</u>	<u>June 30, 2015</u>
District's proportion of the net pension liability	0.03000%	0.02765%	0.02969%	0.02918%	0.02770%	0.02468%	0.02484%	0.02455%	0.02620%	0.02543%
District's proportionate share of the net pension liability	\$ 4,359,746	\$ 4,172,110	\$ 3,517,252	\$ 4,758,264	\$ 4,990,723	\$ 4,859,304	\$ 5,781,775	\$ 7,270,949	\$ 5,892,087	\$ 4,761,481
District's covered-employee payroll	\$ 3,405,733	\$ 2,598,170	\$ 2,138,908	\$ 2,291,017	\$ 2,056,991	\$ 1,847,515	\$ 1,710,300	\$ 1,727,822	\$ 1,657,489	\$ 1,774,778
District's proportionate share of the net pension liability as a percentage of its covered-employee payroll	128%	161%	164%	208%	243%	263%	338%	421%	355%	268%
Plan fiduciary net position as a percentage of the total pension liability	65.23%	62.91%	70.33%	58.32%	56.27%	53.60%	48.10%	40.14%	47.93%	52.08%

Note: The amounts presented for each fiscal year were determined as of the previous fiscal year-end.

WEEHAWKEN TOWNSHIP SCHOOL DISTRICT
 SCHEDULE OF DISTRICT CONTRIBUTIONS
 PUBLIC EMPLOYEES RETIREMENT SYSTEM (PERS)
 LAST TEN FISCAL YEARS

EXHIBIT L-2

	<u>June 30, 2024</u>	<u>June 30, 2023</u>	<u>June 30, 2022</u>	<u>June 30, 2021</u>	<u>June 30, 2020</u>	<u>June 30, 2019</u>	<u>June 30, 2018</u>	<u>June 30, 2017</u>	<u>June 30, 2016</u>	<u>June 30, 2015</u>
Contractually required contribution	\$ 402,290	\$ 348,625	\$ 347,707	\$ 319,199	\$ 269,418	\$ 245,483	\$ 230,093	\$ 218,097	\$ 225,660	\$ 209,654
Contributions in relation to the contractually required contribution	<u>402,290</u>	<u>348,625</u>	<u>347,707</u>	<u>319,199</u>	<u>\$ 269,418</u>	<u>\$ 245,483</u>	<u>\$ 230,093</u>	<u>\$ 218,097</u>	<u>\$ 225,660</u>	<u>\$ 209,654</u>
Contribution deficiency (excess)	<u>\$ -</u>	<u>\$ -</u>	<u>\$ -</u>	<u>\$ -</u>	<u>\$ -</u>	<u>\$ -</u>	<u>\$ -</u>	<u>\$ -</u>	<u>\$ -</u>	<u>\$ -</u>
District's covered-employee payroll	\$ 3,405,733	\$ 2,598,170	\$ 2,138,908	\$ 2,291,017	\$ 2,056,991	\$ 1,710,300	\$ 1,710,300	\$ 1,657,489	\$ 1,774,778	\$ 1,658,529
Contributions as a percentage of covered-employee payroll	<u>11.81%</u>	<u>13.42%</u>	<u>16.26%</u>	<u>13.93%</u>	<u>13.10%</u>	<u>14.35%</u>	<u>13.45%</u>	<u>13.16%</u>	<u>12.71%</u>	<u>12.64%</u>

**WEEHAWKEN TOWNSHIP SCHOOL DISTRICT
SCHEDULE OF THE DISTRICT'S PROPORTIONATE SHARE OF THE NET PENSION LIABILITY
TEACHERS PENSION ANNUITY FUND (TPAF)
LAST NINE FISCAL YEARS**

EXHIBIT L-3

	<u>June 30, 2024</u>	<u>June 30, 2023</u>	<u>June 30, 2022</u>	<u>June 30, 2021</u>	<u>June 30, 2020</u>	<u>June 30, 2019</u>	<u>June 30, 2018</u>	<u>June 30, 2017</u>	<u>June 30, 2016</u>	<u>June 30, 2015</u>
District's proportion of the net pension liability	0.000%	0.000%	0.000%	0.000%	0.000%	0.000%	0.000%	0.000%	0.000%	0.000%
State's proportion of the net pension liability associated with the District	0.08991%	0.09350%	0.09394%	0.89343%	0.09086%	0.08991%	0.08466%	0.08957%	0.89476%	0.89476%
District's proportionate share of the net pension liability	\$ -	\$ -	\$ -	\$ -	\$ -	\$ -	\$ -	\$ -	\$ -	\$ -
State's proportionate share of the net pension liability associated with the District	<u>45,884,270</u>	<u>48,241,262</u>	<u>45,160,642</u>	<u>58,831,046</u>	<u>55,760,882</u>	<u>57,197,704</u>	<u>57,080,301</u>	<u>70,461,723</u>	<u>56,552,535</u>	<u>48,308,189</u>
Total proportionate share of the net pension liability associated with the District	<u>\$ 45,884,270</u>	<u>\$ 48,241,262</u>	<u>\$ 45,160,642</u>	<u>\$ 58,831,046</u>	<u>\$ 55,760,882</u>	<u>\$ 57,197,704</u>	<u>\$ 57,080,301</u>	<u>\$ 70,461,723</u>	<u>\$ 56,552,535</u>	<u>\$ 48,308,189</u>
District proportion share of the net pension liability (asset) as a percentage of its covered-employee payroll	0.000%	0.000%	0.000%	0.000%	0.000%	0.000%	0.000%	0.000%	0.000%	0.000%
Plan fiduciary net position as a percentage of the total pension liability	34.68%	32.29%	35.52%	24.60%	26.95%	26.49%	25.41%	22.33%	28.71%	33.64%

Note: The amounts presented for each fiscal year were determined as of the previous fiscal year-end.

**WEEHAWKEN TOWNSHIP SCHOOL DISTRICT
SCHEDULE OF CHANGES IN THE STATE PROPORTIONATE SHARE OF OPEB LIABILITY
ATTRIBUTABLE TO THE DISTRICT AND RELATED RATIOS
LAST SEVEN FISCAL YEARS***

EXHIBIT L-4

	<u>June 30, 2024</u>	<u>June 30, 2023</u>	<u>June 30, 2022</u>	<u>June 30, 2021</u>	<u>June 30, 2020</u>	<u>June 30, 2019</u>	<u>June 30, 2018</u>
OPEB liability, July 1	\$ 42,533,819	\$ 49,655,327	\$ 57,418,334	\$ 34,864,843	\$ 38,878,361	\$ 45,333,148	\$ 48,476,668
Changes reconized for the fiscal year:							
Service cost	2,019,775	2,619,835	3,068,964	1,628,749	1,507,646	1,702,128	2,054,168
Interest on the total OPEB liability	1,560,933	1,127,193	1,288,111	1,260,459	1,543,034	1,666,055	1,425,818
Changes in assumptions	89,333	(11,410,079)	48,989	10,488,357	519,838	(4,461,486)	(5,612,158)
Difference between expected and actual experience	(706,055)	1,622,243	(11,134,479)	10,145,234	(6,545,514)	(4,357,820)	-
Changes of benefit terms	-	-	(52,852)	-	-	-	-
Gross benefit payments	(1,216,772)	(1,116,518)	(1,014,671)	(999,606)	(1,070,247)	(1,039,594)	(1,050,012)
Contributions from the member	40,001	35,818	32,931	30,298	31,725	35,930	38,664
Net changes	<u>1,787,215</u>	<u>(7,121,508)</u>	<u>(7,763,007)</u>	<u>22,553,491</u>	<u>(4,013,518)</u>	<u>(6,454,787)</u>	<u>(3,143,520)</u>
OPEB liability, June 30	<u>\$ 44,321,034</u>	<u>\$ 42,533,819</u>	<u>\$ 49,655,327</u>	<u>\$ 57,418,334</u>	<u>\$ 34,864,843</u>	<u>\$ 38,878,361</u>	<u>\$ 45,333,148</u>
District's proportionate share of OPEB liability	\$ -	\$ -	\$ -	\$ -	\$ -	\$ -	\$ -
State's proportionate share of OPEB liability	<u>44,321,034</u>	<u>42,533,819</u>	<u>49,655,327</u>	<u>57,418,334</u>	<u>34,864,843</u>	<u>38,878,361</u>	<u>45,333,148</u>
Total OPEB liability	<u>\$ 44,321,034</u>	<u>\$ 42,533,819</u>	<u>\$ 49,655,327</u>	<u>\$ 57,418,334</u>	<u>\$ 34,864,843</u>	<u>\$ 38,878,361</u>	<u>\$ 45,333,148</u>
District's covered employee payroll	\$ 15,062,382	\$ 13,991,999	\$ 13,016,302	\$ 12,583,288	\$ 12,246,193	\$ 11,179,251	\$ 10,961,990
Total OPEB Liability as a percentage of covered employee payroll	294.25%	303.99%	381.49%	456.31%	284.70%	347.77%	413.55%

Note: No assets are accumulated in a trust that meets the criteria in paragraph 4 of GASB 75.

* The amounts presented for each fiscal year were determined as of the previous fiscal year end.

This schedule is presented to illustrate the requirement to show information for 10 years in accordance with GASB Statement No. 75. However, until a 10-year trend is compiled, the District will only present information for those years for which information is available.

**NOTES TO REQUIRED SUPPLEMENTARY INFORMATION
PART III**

**WEEHAWKEN TOWNSHIP SCHOOL DISTRICT
 NOTES TO THE REQUIRED SUPPLEMENTARY INFORMATION
 FOR THE FISCAL YEAR ENDED JUNE 30, 2024**

	Public Employees' Retirement System (PERS)	Teachers Pension and Annuity Fund (TPAF)	State Health Benefit Local Education Retired Employees OPEB Plan
Change in benefits	None	None	None
Changes in assumptions:			
Discount rate:			
As of June 30, 2023	7.00%	7.00%	3.65%
As of June 30, 2022	7.00%	7.00%	3.54%
Municipal bond rate:			
As of June 30, 2023	3.65%	3.65%	3.65%
As of June 30, 2022	3.54%	3.54%	3.54%
Long-term expected rate of return on pension plan investments:			
As of June 30, 2023	7.00%	7.00%	Not Applicable
As of June 30, 2022	7.00%	7.00%	Not Applicable

OTHER SUPPLEMENTARY INFORMATION

SPECIAL REVENUE FUND

WEEHAWKEN TOWNSHIP SCHOOL DISTRICT
SPECIAL REVENUE FUND
COMBINING SCHEDULES OF PROGRAM REVENUES AND EXPENDITURES - BUDGETARY BASIS
FOR THE FISCAL YEAR ENDED JUNE 30, 2024

EXHIBIT E-1

	Total Brought Forward (Ex. E-1a)	Elementary and Secondary Education Act (E.S.E.A.)					Totals 2024
		Title I Part A	Title II Part A	Title III Part A	Title III Immigrant	Title IV	
REVENUES							
Federal sources	\$ 2,331,201	\$ 502,893	\$ 59,250	\$ 25,000	\$ 14,878	\$ 21,801	2,955,023
State sources	940,181	-	-	-	-	-	940,181
Private sources	131,426	-	-	-	-	-	131,426
Total revenues	<u>3,402,808</u>	<u>502,893</u>	<u>59,250</u>	<u>25,000</u>	<u>14,878</u>	<u>21,801</u>	<u>4,026,630</u>
EXPENDITURES							
Instruction:							
Salaries of teachers	630,576	-	-	-	-	-	630,576
Other salaries for instruction	146,120	-	-	-	-	-	146,120
Purchased prof. & tech. services	668,428	-	-	-	-	-	668,428
General supplies	1,051	30,546	-	-	-	-	31,597
Other objects	77,521	-	-	-	-	-	77,521
Total instruction	<u>1,523,696</u>	<u>30,546</u>	<u>-</u>	<u>-</u>	<u>-</u>	<u>-</u>	<u>1,554,242</u>
Support services:							
Salaries of program directors	17,338	-	-	-	-	-	17,338
Salaries of secretarial & clerical staff	13,868	-	-	-	-	-	13,868
Purchased professional - educational services	-	471,120	-	-	-	-	471,120
Other purchased services	60,000	-	-	-	-	-	60,000
Purchased technical services	98,318	-	59,250	25,000	14,878	-	197,446
Supplies and materials	-	1,227	-	-	-	13,081	14,308
Scholarships awarded	3,000	-	-	-	-	-	3,000
Student activities	150,049	-	-	-	-	-	150,049
Other objects	345,033	-	-	-	-	8,720	353,753
Total support services	<u>687,606</u>	<u>472,347</u>	<u>59,250</u>	<u>25,000</u>	<u>14,878</u>	<u>21,801</u>	<u>1,280,882</u>
Facilities acquisition and construction services:							
Noninstructional equipment	1,213,129	-	-	-	-	-	1,213,129
Total facilities acquisition and construction services	<u>1,213,129</u>	<u>-</u>	<u>-</u>	<u>-</u>	<u>-</u>	<u>-</u>	<u>1,213,129</u>
Total expenditures	<u>3,424,431</u>	<u>502,893</u>	<u>59,250</u>	<u>25,000</u>	<u>14,878</u>	<u>21,801</u>	<u>4,048,253</u>
Excess of revenues over expenditures and other financing (uses)	(21,623)	-	-	-	-	-	(21,623)
Fund balance, July 1	110,313	-	-	-	-	-	110,313
Fund balance, June 30	<u>\$ 88,690</u>	<u>\$ -</u>	<u>\$ -</u>	<u>\$ -</u>	<u>\$ -</u>	<u>\$ -</u>	<u>88,690</u>

WEEHAWKEN TOWNSHIP SCHOOL DISTRICT
SPECIAL REVENUE FUND
COMBINING SCHEDULES OF PROGRAM REVENUES AND EXPENDITURES - BUDGETARY BASIS
FOR THE FISCAL YEAR ENDED JUNE 30, 2024

EXHIBIT E-1a

	Total Brought Forward (Ex. E-1b)	IDEA Basic	ARP-ESSER	ARP Accelerated Learning	ARP Summer Enrichment	SDA Emergent Needs	Total Carried Forward
REVENUES							
Federal sources	\$ -	\$ 344,439	\$ 1,872,868	\$ 73,894	\$ 40,000	\$ -	\$ 2,331,201
State sources	881,799	-	-	-	-	58,382	940,181
Private sources	131,426	-	-	-	-	-	131,426
Total revenues	1,013,225	344,439	1,872,868	73,894	40,000	58,382	3,402,808
EXPENDITURES							
Instruction:							
Salaries of teachers	358,389	-	272,187	-	-	-	630,576
Other salaries for instruction	146,120	-	-	-	-	-	146,120
Purchased prof. & tech. services	-	344,439	245,315	38,674	40,000	-	668,428
General supplies	1,051	-	-	-	-	-	1,051
Other objects	-	-	77,521	-	-	-	77,521
Total instruction	505,560	344,439	595,023	38,674	40,000	-	1,523,696
Support services:							
Salaries of program directors	17,338	-	-	-	-	-	17,338
Salaries of secretarial & clerical staff	13,868	-	-	-	-	-	13,868
Purchased professional - educational services	-	-	-	-	-	-	-
Other purchased services	-	-	60,000	-	-	-	60,000
Purchased technical services	-	-	63,098	35,220	-	-	98,318
Supplies and materials	-	-	-	-	-	-	-
Scholarships awarded	3,000	-	-	-	-	-	3,000
Student activities	150,049	-	-	-	-	-	150,049
Other objects	345,033	-	-	-	-	-	345,033
Total support services	529,288	-	123,098	35,220	-	-	687,606
Facilities acquisition and construction services:							
Noninstructional equipment	-	-	1,154,747	-	-	58,382	1,213,129
Total facilities acquisition and construction services	-	-	1,154,747	-	-	58,382	1,213,129
Total expenditures	1,034,848	344,439	1,872,868	73,894	40,000	58,382	3,424,431
Excess of revenues over expenditures and other financing (uses)	(21,623)	-	-	-	-	-	(21,623)
Fund balance, July 1	-	-	-	-	-	-	-
Fund balance, June 30	\$ (21,623)	\$ -	\$ -	\$ -	\$ -	\$ -	\$ (21,623)

WEEHAWKEN TOWNSHIP SCHOOL DISTRICT
SPECIAL REVENUE FUND
COMBINING SCHEDULES OF PROGRAM REVENUES AND EXPENDITURES - BUDGETARY BASIS
FOR THE FISCAL YEAR ENDED JUNE 30, 2024

EXHIBIT E-1b

	Electronic School bus	Preschool Education Aid	Scholarship Activities	Student Activities	Total Carried Forward
REVENUES					
Federal sources	\$ -	\$ -	\$ -	\$ -	\$ -
State sources	345,033	536,766	-	-	881,799
Private sources	-	-	2,264	129,162	131,426
Total revenues	<u>345,033</u>	<u>536,766</u>	<u>2,264</u>	<u>129,162</u>	<u>1,013,225</u>
EXPENDITURES					
Instruction:					
Salaries of teachers	-	358,389	-	-	358,389
Other salaries for instruction	-	146,120	-	-	146,120
Purchased prof. & tech. services	-	-	-	-	-
General supplies	-	1,051	-	-	1,051
Other objects	-	-	-	-	-
Total instruction	<u>-</u>	<u>505,560</u>	<u>-</u>	<u>-</u>	<u>505,560</u>
Support services:					
Salaries of program directors	-	17,338	-	-	17,338
Salaries of secretarial & clerical staff	-	13,868	-	-	13,868
Purchased professional - educational services	-	-	-	-	-
Other purchased services	-	-	-	-	-
Purchased technical services	-	-	-	-	-
Supplies and materials	-	-	-	-	-
Scholarships awarded	-	-	3,000	-	3,000
Student activities	-	-	-	150,049	150,049
Other objects	345,033	-	-	-	345,033
Total support services	<u>345,033</u>	<u>31,206</u>	<u>3,000</u>	<u>150,049</u>	<u>529,288</u>
Facilities acquisition and construction services:					
Noninstructional equipment	-	-	-	-	-
Total facilities acquisition and construction services	<u>-</u>	<u>-</u>	<u>-</u>	<u>-</u>	<u>-</u>
Total expenditures	<u>345,033</u>	<u>536,766</u>	<u>3,000</u>	<u>150,049</u>	<u>1,034,848</u>
Excess of revenues over expenditures and other financing (uses)	-	-	(736)	(20,887)	(21,623)
Fund balance, July 1	-	-	18,813	91,500	110,313
Fund balance, June 30	<u>\$ -</u>	<u>\$ -</u>	<u>\$ 18,077</u>	<u>\$ 70,613</u>	<u>\$ 88,690</u>

WEEHAWKEN TOWNSHIP SCHOOL DISTRICT
SPECIAL REVENUE FUND
SCHEDULE OF PRESCHOOL EDUCATION AID EXPENDITURES
PRESCHOOL - ALL PROGRAMS
BUDGETARY BASIS
FOR THE FISCAL YEAR ENDED JUNE 30, 2024

EXHIBIT E-2

	Original Budget	Budget Transfers	Final Budget	Actual	Variance
EXPENDITURES					
Instruction:					
Salaries of teachers	\$ 325,943	\$ 33,362	\$ 359,305	\$ 358,389	\$ 916
Other salaries for instruction	165,844	(19,326)	146,518	146,120	398
General supplies	12,368	-	12,368	1,051	11,317
Total instruction	<u>504,155</u>	<u>14,036</u>	<u>518,191</u>	<u>505,560</u>	<u>12,631</u>
Support services:					
Salaries of program directors	41,351	(14,884)	26,467	17,338	9,129
Salaries of secretarial & clerical staff	13,020	848	13,868	13,868	-
Total support services	<u>54,371</u>	<u>(14,036)</u>	<u>40,335</u>	<u>31,206</u>	<u>9,129</u>
Total expenditures	<u>\$ 558,526</u>	<u>\$ -</u>	<u>\$ 558,526</u>	<u>\$ 536,766</u>	<u>\$ 21,760</u>

CALCULATION OF BUDGET & CARRYOVER

Total revised 2023-24 Preschool Education Aid	\$ 551,400
Add: 2022-23 Actual Carryover - Preschool Education Aid	<u>7,126</u>
Total Preschool Education Aid Funds Available for 2023-24 Budget	558,526
Less: 2023-24 Budgeted Preschool Education Aid (Including Prior Year Budgeted Carryover)	<u>(558,526)</u>
Available & Unbudgeted Funds as of June 30, 2024	-
Add: June 30, 2024 Unexpended Preschool Education Aid	<u>21,760</u>
2023-24 Actual Carryover - Preschool Education Aid	<u>\$ 21,760</u>
2023-24 Preschool Education Aid Carryover Budgeted for Preschool Programs 2024-25	<u>\$ -</u>
2023-24 Preschool Education Aid Carryover Budgeted for Preschool Programs 2025-26	<u>\$ 21,760</u>

CAPITAL PROJECTS FUND

**WEEHAWKEN TOWNSHIP SCHOOL DISTRICT
 CAPITAL PROJECTS FUND
 SUMMARY SCHEDULE OF PROJECT EXPENDITURES
 FOR THE FISCAL YEAR ENDED JUNE 30, 2024**

EXHIBIT F-1

<u>Title/Issue</u>	<u>Original Date</u>	<u>Appropriations</u>	<u>Expenditures to Date</u>		<u>Unexpended Balance June 30, 2024</u>
			<u>Prior Years</u>	<u>Current Year</u>	
Various School Improvements	07/27/17	\$ 16,000,330	\$ 15,997,847	\$ -	\$ 2,483
Various School Improvements	07/18/23	<u>19,858,202</u>	<u>-</u>	<u>3,805,516</u>	<u>16,052,686</u>
Fund Balance		<u>\$ 35,858,532</u>	<u>\$ 15,997,847</u>	<u>\$ 3,805,516</u>	<u>\$ 16,055,169</u>

**WEEHAWKEN TOWNSHIP SCHOOL DISTRICT
 CAPITAL PROJECTS FUND
 SUMMARY SCHEDULE OF REVENUES, EXPENDITURES
 AND CHANGES IN FUND BALANCE - BUDGETARY BASIS
 FOR THE FISCAL YEAR ENDED JUNE 30, 2024**

EXHIBIT F-2

REVENUES AND OTHER FINANCING SOURCES	
Bond proceeds	\$ 18,759,000
Interest earned	825,636
Bond Premium	273,566
Total revenues and other financing sources	<u>19,858,202</u>
EXPENDITURES AND OTHER FINANCING USES	
Purchased professional and technical services	1,566,753
Legal services	62,079
Construction Services	1,047,682
Other Goods and services	29,800
Transfer to debt service fund	1,099,202
Total expenditures and other financing uses	<u>3,805,516</u>
Excess of revenues and other financing sources over expenditures and other financing uses	16,052,686
Fund Balance, July 1	2,483
Fund Balance, June 30	<u><u>\$ 16,055,169</u></u>

WEEHAWKEN TOWNSHIP SCHOOL DISTRICT
 CAPITAL PROJECTS FUND
 SCHEDULE OF PROJECT REVENUES, EXPENDITURES, PROJECT BALANCE
 AND PROJECT STATUS - BUDGETARY BASIS
 VARIOUS SCHOOL IMPROVEMENTS 7/27/2017
 FROM INCEPTION AND FOR THE FISCAL YEAR ENDED JUNE 30, 2024

EXHIBIT F-2a

	<u>Prior Periods</u>	<u>Current Year</u>	<u>Totals</u>	<u>Revised Authorized Cost</u>
REVENUES AND OTHER FINANCING SOURCES				
Bond proceeds and transfers	\$ 16,000,000	\$ -	\$ 16,000,000	\$ 16,000,000
Interest earned	330	-	330	330
Total revenues and other financing sources	<u>16,000,330</u>	<u>-</u>	<u>16,000,330</u>	<u>16,000,330</u>
EXPENDITURES AND OTHER FINANCING USES				
Purchased professional and technical services	1,609,290	-	1,609,290	1,609,290
Construction services	14,333,171	-	14,333,171	14,333,171
Legal services	55,056	-	55,056	55,056
Transfer to debt service fund	330	-	330	330
Total expenditures and other financing uses	<u>15,997,847</u>	<u>-</u>	<u>15,997,847</u>	<u>15,997,847</u>
Excess of revenues and other financing sources over expenditures and other financing uses	<u>\$ 2,483</u>	<u>\$ -</u>	<u>\$ 2,483</u>	<u>\$ 2,483</u>

Additional Project Information:

Project Number	5580-070-17-1000
Grant Date	N/A
Bond Authorization Date	7/27/2017
Bonds Authorized	\$ 16,000,000
Bonds Issued	16,000,000
Original Authorized Cost	16,000,330
Additional Authorized Cost	-
Revised Authorized Cost	16,000,330
Percentage Increase over Original Authorized Cost	0.00%
Percentage of Completion	99.98%
Original Target Completion Date	August 31, 2020
Revised Target Completion Date	June 30, 2022

* - Information not available

N/A - Not Applicable

WEEHAWKEN TOWNSHIP SCHOOL DISTRICT
CAPITAL PROJECTS FUND
SCHEDULE OF PROJECT REVENUES, EXPENDITURES, PROJECT BALANCE
AND PROJECT STATUS - BUDGETARY BASIS
VARIOUS SCHOOL IMPROVEMENTS 7/18/2023
FROM INCEPTION AND FOR THE FISCAL YEAR ENDED JUNE 30, 2024

EXHIBIT F-2b

	<u>Prior Periods</u>	<u>Current Year</u>	<u>Totals</u>	<u>Revised Authorized Cost</u>
REVENUES AND OTHER FINANCING SOURCES				
Bond proceeds	\$ -	\$ 18,759,000	\$ 18,759,000	\$ 18,759,000
Interest earned	-	825,636	825,636	825,636
Bond Premium	-	273,566	273,566	273,566
Total revenues and other financing sources	<u>-</u>	<u>19,858,202</u>	<u>19,858,202</u>	<u>19,858,202</u>
EXPENDITURES AND OTHER FINANCING USES				
Purchased professional and technical services	-	1,566,753	1,566,753	1,566,753
Construction services	-	1,047,682	1,047,682	1,047,682
Legal services	-	62,079	62,079	62,079
Other Goods and services	-	29,800	29,800	29,800
Transfer to debt service fund	-	1,099,202	1,099,202	1,099,202
Total expenditures and other financing uses	<u>-</u>	<u>3,805,516</u>	<u>3,805,516</u>	<u>3,805,516</u>
Excess of revenues and other financing sources over expenditures and other financing uses	<u>\$ -</u>	<u>\$ 16,052,686</u>	<u>\$ 16,052,686</u>	<u>\$ 16,052,686</u>

Additional Project Information:

Project Number	*
Grant Date	N/A
Bond Authorization Date	7/13/2023
Bonds Authorized	\$ 18,759,000
Bonds Issued	18,759,000
Original Authorized Cost	18,759,000
Additional Authorized Cost	-
Revised Authorized Cost	18,759,000
Percentage Increase over Original Authorized Cost	0.00%
Percentage of Completion	19.16%
Original Target Completion Date	June 20, 2025
Revised Target Completion Date	*

* - Information not available

N/A - Not Applicable

PROPRIETARY FUND

**WEEHAWKEN TOWNSHIP SCHOOL DISTRICT
ENTERPRISE FUND
STATEMENT OF NET POSITION
JUNE 30, 2024**

EXHIBIT G-1

	Food Service Fund	Latchkey Program	Total Enterprise Fund
ASSETS			
Current assets:			
Cash and cash equivalents	\$ 29,667	\$ 4,561	\$ 34,228
Interfund receivable	11,164	-	11,164
Intergovernmental receivable	48,273	-	48,273
Inventory	15,058	-	15,058
Total current assets	<u>104,162</u>	<u>4,561</u>	<u>108,723</u>
Noncurrent assets:			
Equipment	181,569	-	181,569
Less: accumulated depreciation	<u>(80,318)</u>	<u>-</u>	<u>(80,318)</u>
Total noncurrent assets	<u>101,251</u>	<u>-</u>	<u>101,251</u>
Total assets	<u>205,413</u>	<u>4,561</u>	<u>209,974</u>
LIABILITIES			
Current liabilities:			
Accounts payable	34,808	-	34,808
Prepaid income	6,548	-	6,548
Unearned income	<u>4,508</u>	<u>-</u>	<u>4,508</u>
Total liabilities	<u>45,864</u>	<u>-</u>	<u>45,864</u>
NET POSITION			
Investment in capital assets	101,251	-	101,251
Unrestricted	<u>58,298</u>	<u>4,561</u>	<u>62,859</u>
Total net position	<u>\$ 159,549</u>	<u>\$ 4,561</u>	<u>\$ 164,110</u>

**WEEHAWKEN TOWNSHIP SCHOOL DISTRICT
ENTERPRISE FUND
STATEMENT OF REVENUES, EXPENSES AND CHANGES IN NET POSITION
FOR THE FISCAL YEAR ENDED JUNE 30, 2024**

EXHIBIT G-2

	Food Service Fund	Latchkey Program	Total Enterprise Fund
OPERATING REVENUES			
Charges for services:			
Daily sales - nonreimbursable programs	\$ 174,964	\$ -	\$ 174,964
Community service activities	-	8,586	8,586
Total operating revenues	<u>174,964</u>	<u>8,586</u>	<u>183,550</u>
OPERATING EXPENSES			
Cost of sales - reimbursable programs	259,855	-	259,855
Salaries and wages	224,494	2,926	227,420
Employee benefits	48,037	-	48,037
Purchased services	6,262	4,181	10,443
Supplies and materials	28,560	-	28,560
Insurance - Other	2,389	-	2,389
Uniforms	1,160	-	1,160
Management fees	48,021	-	48,021
Depreciation expense	9,797	-	9,797
Bad debt expense	72,658	-	72,658
Total operating expenses	<u>701,233</u>	<u>7,107</u>	<u>708,340</u>
Operating (loss) gain	<u>(526,269)</u>	<u>1,479</u>	<u>(524,790)</u>
NONOPERATING REVENUES			
State sources:			
State school breakfast program	110	-	110
State school breakfast NJEIE program	78	-	78
State school lunch program	8,340	-	8,340
State school lunch NJEIE program	2,187	-	2,187
Federal sources:			
School breakfast program	27,885	-	27,885
School Lunch program	210,192	-	210,192
Food distribution program	43,437	-	43,437
Healthy hunger-free kids act program	8,335	-	8,335
Supply Chain Assistance Grant	34,019	-	34,019
Local food for schools program	4,096	-	4,096
Pandemic EBT administrative	653	-	653
Nation school lunch equipment grant	15,684	-	15,684
Total nonoperating revenues	<u>355,016</u>	<u>-</u>	<u>355,016</u>
Change in net position	(171,253)	1,479	(169,774)
Net position, July 1	<u>330,802</u>	<u>3,082</u>	<u>333,884</u>
Net position, June 30	<u>\$ 159,549</u>	<u>\$ 4,561</u>	<u>\$ 164,110</u>

**WEEHAWKEN TOWNSHIP SCHOOL DISTRICT
ENTERPRISE FUND
STATEMENT OF CASH FLOWS
FOR THE FISCAL YEAR ENDED JUNE 30, 2024**

EXHIBIT G-3

	Food Service Fund	Latchkey Program	Total Enterprise Fund
CASH FLOWS FROM OPERATING ACTIVITIES			
Receipts from customers	\$ 174,965	\$ 8,586	\$ 183,551
Payments to employees	(224,494)	(2,926)	(227,420)
Payments for employee benefits	(48,037)	-	(48,037)
Payments to suppliers	(308,865)	(6,625)	(315,490)
Net cash (used) provided by operating activities	<u>(406,431)</u>	<u>(965)</u>	<u>(407,396)</u>
CASH FLOWS FROM NON-CAPITAL FINANCING ACTIVITIES			
State sources	9,211	-	9,211
Federal sources	269,403	-	269,403
Net cash provided by non-capital financing activities	<u>278,614</u>	<u>-</u>	<u>278,614</u>
CASH FLOWS FROM CAPITAL AND RELATED FINANCING ACTIVITIES			
Acquisition of assets	(37,191)	-	(37,191)
Net (decrease) increase in cash	(165,008)	(965)	(165,973)
Cash, July 1	194,675	5,526	200,201
Cash, June 30	<u>\$ 29,667</u>	<u>\$ 4,561</u>	<u>\$ 34,228</u>
RECONCILIATION OF OPERATING (LOSS) TO NET CASH (USED) PROVIDED BY OPERATING ACTIVITIES			
Operating (loss)	\$ (526,269)	\$ 1,479	(524,790)
Adjustment to reconcile operating (loss) to net cash (used) provided by operating activities:			
Depreciation	9,797	-	9,797
Food distribution program	43,437	-	43,437
Decrease in accounts receivable	66,111	-	66,111
Decrease in inventory	6,332	-	6,332
(Decrease) increase in accounts payable	(16,895)	(2,444)	(19,339)
Increase in prepaid income	6,548	-	6,548
Increase in unearned income	4,508	-	4,508
Total adjustments	<u>119,838</u>	<u>(2,444)</u>	<u>117,394</u>
Net cash (used) provided by operating activities	<u>\$ (406,431)</u>	<u>\$ (965)</u>	<u>\$ (407,396)</u>
NON-CASH ACTIVITY FROM NON-CAPITAL FINANCING ACTIVITIES			
Food distribution program	<u>\$ 43,437</u>	<u>-</u>	<u>43,437</u>

LONG-TERM DEBT

WEEHAWKEN TOWNSHIP SCHOOL DISTRICT
LONG TERM DEBT
SCHEDULE OF SERIAL BONDS
JUNE 30, 2024

EXHIBIT I-1

Issue	Date of Issue	Amount of Issue	Annual Maturities		Interest Rate (%)	Balance, June 30, 2023	Issued	Retired	Balance, June 30, 2024
			Date	Amount					
Pension Bonds, Series 2003	07/15/03	\$ 2,060,000				\$ 70,000	\$ -	\$ 70,000	\$ -
Refunding School Bonds 2013	10/30/13	3,500,000				410,000	-	410,000	-
Refunding School Bonds 2017	12/20/17	4,795,000	09/01/24	\$ 460,000	4.000	3,415,000	-	460,000	2,955,000
			09/01/25	505,000	4.000				
			09/01/26	505,000	4.000				
			09/01/27	500,000	3.000				
			09/01/28	495,000	3.000				
			09/01/29	490,000	3.000				
General Improvements, Series 2017	07/27/17	16,000,000	07/15/24	650,000	3.100	13,550,000	-	650,000	12,900,000
			07/15/25	725,000	3.300				
			07/15/26	730,000	3.400				
			07/15/27	740,000	3.500				
			07/15/28	790,000	3.650				
			07/15/29	825,000	3.750				
			07/15/30	825,000	3.850				
			07/15/31	875,000	4.000				
			07/15/32	925,000	4.125				
			07/15/33	950,000	4.125				
			07/15/34	950,000	1.150				
			07/15/35	950,000	4.200				
			07/15/36	975,000	4.200				
			07/15/37	990,000	4.200				
			07/15/38	1,000,000	4.250				

WEEHAWKEN TOWNSHIP SCHOOL DISTRICT
LONG TERM DEBT
SCHEDULE OF SERIAL BONDS
JUNE 30, 2024

EXHIBIT I-1

Issue	Date of Issue	Amount of Issue	Annual Maturities		Interest Rate (%)	Balance, June 30, 2023	Issued	Retired	Balance, June 30, 2024
			Date	Amount					
General Improvements, Series 2024	07/18/24	\$ 18,759,000	07/15/24	\$ 600,000	3.000	\$ -	\$ 18,759,000	\$ -	\$ 18,759,000
			07/15/25	649,000	3.000				
			07/15/26	690,000	3.000				
			07/15/27	720,000	3.000				
			07/15/28	750,000	3.000				
			07/15/29	780,000	3.000				
			07/15/30	810,000	3.000				
			07/15/31	845,000	3.000				
			07/15/32	880,000	3.000				
			07/15/33	915,000	3.000				
			07/15/34	950,000	3.250				
			07/15/35	990,000	4.000				
			07/15/36	1,030,000	4.000				
			07/15/37	1,075,000	4.000				
			07/15/38	1,115,000	4.000				
			07/15/39	1,160,000	4.000				
			07/15/40	1,200,000	4.000				
			07/15/41	1,200,000	4.000				
			07/15/42	1,200,000	4.000				
			07/15/43	1,200,000	4.000				
						<u>\$ 17,445,000</u>	<u>\$ 18,759,000</u>	<u>\$ 1,590,000</u>	<u>\$ 34,614,000</u>

WEEHAWKEN TOWNSHIP SCHOOL DISTRICT
 BUDGETARY COMPARISON SCHEDULE
 DEBT SERVICE FUND
 FOR THE FISCAL YEAR ENDED JUNE 30, 2024

EXHIBIT I-3

	Original Budget	Budget Transfers	Final Budget	Actual	Variance
REVENUES					
Local sources:					
Local tax levy	\$ 1,601,131	\$ -	\$ 1,601,131	\$ 1,601,131	\$ -
State sources:					
Debt service aid	513,781	-	513,781	513,781	-
Total revenues	<u>2,114,912</u>	<u>-</u>	<u>2,114,912</u>	<u>2,114,912</u>	<u>-</u>
EXPENDITURES					
Regular debt service:					
Interest	524,933	-	524,933	518,783	6,150
Redemption of principal	1,590,000	-	1,590,000	1,590,000	-
Total regular debt service	<u>2,114,933</u>	<u>-</u>	<u>2,114,933</u>	<u>2,108,783</u>	<u>6,150</u>
Total expenditures	<u>2,114,933</u>	<u>-</u>	<u>2,114,933</u>	<u>2,108,783</u>	<u>6,150</u>
OTHER FINANCING SOURCES (USES)					
Transfer from Capital Projects	-	-	-	1,099,202	1,099,202
(Deficiency) of revenue and other financing sources (under) expenditures and other financing sources	<u>(21)</u>	<u>-</u>	<u>(21)</u>	<u>1,105,331</u>	<u>6,150</u>
Fund balances, July 1	351	-	351	351	-
Fund balances, June 30	<u>\$ 330</u>	<u>\$ -</u>	<u>\$ 330</u>	<u>\$ 1,105,682</u>	<u>\$ 6,150</u>

STATISTICAL SECTION
(Unaudited)

FINANCIAL TRENDS

WEEHAWKEN TOWNSHIP SCHOOL DISTRICT
NET POSITION BY COMPONENT
LAST TEN FISCAL YEARS
(UNAUDITED)
(ACCRUAL BASIS OF ACCOUNTING)

EXHIBIT J-1

	June 30,									
	2015	2016	2017	2018	2019	2020	2021	2022	2023	2024
Governmental activities										
Net invested in capital assets	\$ 876,701	\$ 833,757	\$ 601,525	\$ (11,883,768)	\$ (8,043,104)	\$ (1,130,803)	\$ (21,955)	\$ 141,968	\$ 1,425,505	\$ (13,400,032)
Restricted	1,992,899	1,569,634	1,218,893	12,896,315	7,801,765	1,375,399	4,485,039	4,583,911	4,428,032	19,075,975
Unassigned	(5,210,050)	(5,407,194)	(5,836,375)	(6,160,251)	(6,505,678)	(5,965,289)	(5,374,706)	(2,545,029)	(2,669,639)	(3,063,394)
Total governmental activities net position	<u>\$ (2,340,450)</u>	<u>\$ (3,003,803)</u>	<u>\$ (4,015,957)</u>	<u>\$ (5,147,704)</u>	<u>\$ (6,747,017)</u>	<u>\$ (5,720,693)</u>	<u>\$ (911,622)</u>	<u>\$ 2,180,850</u>	<u>\$ 3,183,898</u>	<u>\$ 2,612,549</u>
Business-type activity										
Net invested in capital assets	\$ 35,238	\$ 33,995	\$ 28,356	\$ 26,837	\$ 61,388	\$ 51,830	\$ 68,949	\$ 70,211	\$ -	\$ 101,251
Unrestricted	717,027	685,582	585,330	276,148	65,033	24,085	(21,119)	184,649	333,884	62,859
Total business-type activities net position	<u>\$ 752,265</u>	<u>\$ 719,577</u>	<u>\$ 613,686</u>	<u>\$ 302,985</u>	<u>\$ 126,421</u>	<u>\$ 75,915</u>	<u>\$ 47,830</u>	<u>\$ 254,860</u>	<u>\$ 333,884</u>	<u>\$ 164,110</u>
Government-wide										
Net invested in capital assets	\$ 911,939	\$ 867,752	\$ 629,881	\$ (11,856,931)	\$ (7,981,716)	\$ (1,078,973)	\$ 46,994	\$ 212,179	\$ 1,425,505	\$ (13,298,781)
Restricted	1,992,899	1,569,634	1,218,893	12,896,315	7,801,765	1,375,399	4,485,039	4,583,911	4,428,032	19,075,975
Unrestricted	(4,493,023)	(4,721,612)	(5,251,045)	(5,884,103)	(6,440,645)	(5,941,204)	(5,395,825)	(2,360,380)	(2,335,755)	(3,000,535)
Total government-wide net position	<u>\$ (1,588,185)</u>	<u>\$ (2,284,226)</u>	<u>\$ (3,402,271)</u>	<u>\$ (4,844,719)</u>	<u>\$ (6,620,596)</u>	<u>\$ (5,644,778)</u>	<u>\$ (863,792)</u>	<u>\$ 2,435,710</u>	<u>\$ 3,517,782</u>	<u>\$ 2,776,659</u>

Source:
District Records

WEEHAWKEN TOWNSHIP SCHOOL DISTRICT
 CHANGES IN NET POSITION
 LAST TEN FISCAL YEARS
 (UNAUDITED)
 (ACCRUAL BASIS OF ACCOUNTING)

EXHIBIT J-2

	Fiscal Year Ended June 30,									
	2015	2016	2017	2018 ⁽¹⁾	2019	2020	2021	2022	2023	2024
Expenses										
Governmental activities										
Instruction										
Regular	\$ 12,317,434	\$ 13,237,979	\$ 14,555,101	\$ 15,907,413	\$ 15,742,580	\$ 15,001,575	\$ 17,400,139	\$ 15,732,480	\$ 15,848,758	\$ 16,354,472
Special education	1,645,319	1,843,550	1,904,892	2,373,693	2,300,125	2,337,230	2,475,998	2,871,504	3,454,776	4,021,484
Other special instruction	258,456	324,128	377,005	420,379	395,264	392,086	449,260	420,408	346,985	123,299
Other instruction	714,741	816,864	903,399	1,329,888	1,449,568	1,333,901	1,412,842	1,324,239	1,490,649	1,540,956
Support Services:										
Tuition	2,985,446	3,121,199	3,003,394	2,392,536	3,028,634	3,864,628	2,441,752	1,043,935	1,023,635	1,006,077
Student & instruction related services	3,107,519	3,094,919	3,522,249	4,329,469	4,558,617	4,116,226	4,657,912	5,614,975	5,365,739	6,036,093
School administrative services	1,128,748	1,335,029	1,635,589	1,698,315	1,386,266	1,299,633	1,338,174	864,307	710,104	651,280
General and business administrative services	1,700,647	1,824,018	2,166,493	2,220,493	2,106,443	2,075,003	2,217,881	1,917,792	2,328,902	2,637,158
Plant operations and maintenance	2,253,858	2,289,711	2,541,032	2,919,311	2,567,957	3,005,777	2,973,052	3,047,771	3,202,231	3,501,451
Pupil transportation	1,362,554	1,473,970	1,464,490	1,446,165	1,784,338	1,385,538	1,182,704	1,452,876	1,933,516	1,791,159
Charter Schools	118,305	141,643	167,882	167,540	120,360	101,761	99,154	62,200	105,420	174,303
Unallocated Depreciation	120,443	108,658	104,727	128,229	84,303	114,449	145,368	181,077	-	-
Interest on long-term liabilities	459,744	415,378	390,150	295,386	966,964	715,980	667,255	614,245	566,135	518,783
Total governmental activities expenses	28,173,214	30,027,046	32,736,403	35,628,817	36,491,419	35,743,787	37,461,491	35,147,809	36,376,850	38,356,515
Business-type activity:										
Food service	417,006	446,942	389,693	404,538	412,177	348,261	184,027	477,178	556,136	701,233
Latchkey program	117,107	254,034	316,133	485,734	383,654	164,333	-	139,698	26,732	7,107
Total business-type activities expense	534,113	700,976	705,826	890,272	795,831	512,594	184,027	616,876	582,868	708,340
Total government-wide expenses	\$ 28,707,327	\$ 30,728,022	\$ 33,442,229	\$ 36,519,089	\$ 37,287,250	\$ 36,256,381	\$ 37,645,518	\$ 35,764,685	\$ 36,959,718	\$ 39,064,855
Program Revenues										
Governmental activities:										
Charges for Services	113,038	77,036	104,791	80,867	102,296	79,677	64,465	86,332	264,040	298,773
Operating grants and contributions	8,647,033	9,529,102	11,229,123	13,171,816	11,614,938	10,797,134	14,235,194	12,478,003	10,326,172	8,687,709
Capital grants and contributions	-	-	-	-	-	-	-	-	358,369	1,156,946
Total governmental activities program revenues	8,760,071	9,606,138	11,333,914	13,252,683	11,717,234	10,876,811	14,299,659	12,564,335	10,948,581	10,143,428
Business-type activity:										
Charges for services										
Food service	114,361	120,635	118,963	134,637	153,035	125,267	694	28,789	234,189	174,964
Latchkey program	204,503	253,451	208,168	198,548	218,801	144,692	-	142,771	26,732	8,586
Operating grants and contributions	295,768	294,202	271,946	252,837	235,872	192,488	159,857	652,346	400,971	355,016
Total business type activities program revenues	614,632	668,288	599,077	586,022	607,708	462,447	160,551	823,906	661,892	538,566
Total government-wide program revenues	\$ 9,374,703	\$ 10,274,426	\$ 11,932,991	\$ 13,838,705	\$ 12,324,942	\$ 11,339,258	\$ 14,460,210	\$ 13,388,241	\$ 11,610,473	\$ 10,681,994
Net (Expense)/Revenue										
Governmental activities	\$ (19,413,143)	\$ (20,420,908)	\$ (21,402,489)	\$ (22,376,134)	\$ (24,774,185)	\$ (24,866,976)	\$ (23,161,832)	\$ (22,583,474)	\$ (25,428,269)	\$ (28,213,087)
Business-type activity	80,519	(32,688)	(106,749)	(304,250)	(188,123)	(50,147)	(23,476)	207,030	79,024	(169,774)
Total government-wide net expense	\$ (19,332,624)	\$ (20,453,596)	\$ (21,509,238)	\$ (22,680,384)	\$ (24,962,308)	\$ (24,917,123)	\$ (23,185,308)	\$ (22,376,444)	\$ (25,349,245)	\$ (28,382,861)

WEEHAWKEN TOWNSHIP SCHOOL DISTRICT
 CHANGES IN NET POSITION
 LAST TEN FISCAL YEARS
 (UNAUDITED)
 (ACCRUAL BASIS OF ACCOUNTING)

EXHIBIT J-2

	Fiscal Year Ended June 30,									
	2015	2016	2017	2018 ⁽¹⁾	2019	2020	2021	2022	2023	2024
General Revenues and Other Changes in Net Position										
Governmental activities:										
Property taxes levied for general purposes, net	\$ 17,904,821	\$ 18,422,272	\$ 19,127,272	\$ 19,794,817	\$ 20,569,732	\$ 21,519,163	\$ 23,500,476	\$ 23,500,476	\$ 23,970,486	\$ 24,673,264
Taxes levied for debt service	945,790	893,223	972,199	979,759	1,402,119	1,478,261	1,627,606	1,597,885	1,617,045	1,601,131
Federal and State aid not restricted	(2,429)	(10,091)	(27,804)	7,727	12,982	48,283	(32,120)	(1,233)	-	-
Sale of property	-	-	-	-	-	1,900,000	800,000	-	100,000	-
Investment earnings	-	-	-	-	-	-	-	-	23,039	936,011
Miscellaneous income	132,774	372,063	310,424	377,604	594,806	203,122	110,028	251,656	313,100	157,766
Local pilot contribution	-	-	-	-	757,000	725,000	425,000	270,010	-	-
Special items	131,964	79,958	7,968	(3,231)	(238,947)	574	55,119	57,131	407,647	273,566
Transfers	12	130	276	87,711	77,180	18,897	1,484,794	21	-	-
Total governmental activities	<u>19,112,932</u>	<u>19,757,555</u>	<u>20,390,335</u>	<u>21,244,387</u>	<u>23,174,872</u>	<u>25,893,300</u>	<u>27,970,903</u>	<u>25,675,946</u>	<u>26,431,317</u>	<u>27,641,738</u>
Business-type activity:										
Special items	5,930	-	858	(6,451)	11,559	(358)	(4,609)	-	-	-
Total business-type activities	<u>5,930</u>	<u>-</u>	<u>858</u>	<u>(6,451)</u>	<u>11,559</u>	<u>(358)</u>	<u>(4,609)</u>	<u>-</u>	<u>-</u>	<u>-</u>
Total government-wide	<u>\$ 19,118,862</u>	<u>\$ 19,757,555</u>	<u>\$ 20,391,193</u>	<u>\$ 21,237,936</u>	<u>\$ 23,186,431</u>	<u>\$ 25,892,942</u>	<u>\$ 27,966,294</u>	<u>\$ 25,675,946</u>	<u>\$ 26,431,317</u>	<u>\$ 27,641,738</u>
Change in Net Position										
Governmental activities	\$ (300,211)	\$ (663,353)	\$ (1,012,154)	\$ (1,131,747)	\$ (1,599,313)	\$ 1,026,324	\$ 4,809,071	\$ 3,092,472	\$ 1,003,048	\$ (571,349)
Business-type activity	86,449	(32,688)	(105,891)	(310,701)	(176,564)	(50,505)	(28,085)	207,030	79,024	(169,774)
Total government-wide	<u>\$ (213,762)</u>	<u>\$ (696,041)</u>	<u>\$ (1,118,045)</u>	<u>\$ (1,442,448)</u>	<u>\$ (1,775,877)</u>	<u>\$ 975,819</u>	<u>\$ 4,780,986</u>	<u>\$ 3,299,502</u>	<u>\$ 1,082,072</u>	<u>\$ (741,123)</u>

Source:
 District Records

Note:
 (1) GASB 75 was implemented in the 2018 fiscal year, where additional on-behalf OPEB expense and offsetting contribution is reported.

WEEHAWKEN TOWNSHIP SCHOOL DISTRICT
 FUND BALANCES, GOVERNMENTAL FUNDS
 LAST TEN FISCAL YEARS
 (UNAUDITED)
 (MODIFIED ACCRUAL BASIS OF ACCOUNTING)

EXHIBIT J-3

	June 30,									
	2015	2016	2017	2018	2019	2020	2021 ⁽¹⁾	2022	2023	2024
General Fund:										
Restricted	\$ 1,825,451	\$ 1,477,974	\$ 1,210,647	\$ 682,770	\$ 54,250	\$ 1,163,736	\$ 3,709,420	\$ 4,569,145	\$ 4,314,885	\$ 1,826,434
Assigned	-	-	-	-	-	-	-	1,244,027	63,374	356,952
Unassigned	330,042	264,077	245,727	-	(185,579)	486,874	1,341,620	1,550,183	2,065,348	1,294,752
Total general fund	<u>\$ 2,155,493</u>	<u>\$ 1,742,051</u>	<u>\$ 1,456,374</u>	<u>\$ 682,770</u>	<u>\$ (131,329)</u>	<u>\$ 1,650,610</u>	<u>\$ 5,051,040</u>	<u>\$ 7,363,355</u>	<u>\$ 6,443,607</u>	<u>\$ 3,478,138</u>
All Other Governmental Funds:										
Restricted-Debt Service fund	76,018	\$ 142	\$ 406	\$ 176,994	\$ 276,248	\$ 140,778	\$ 41,772	\$ 545	\$ 351	\$ 1,105,352
Restricted-Capital Projects fund	91,430	90,180	7,840	12,036,551	7,471,277	70,885	18,400	-	2,483	16,019,069
Restricted-Special Revenue fund	(57,890)	(56,159)	(55,618)	(54,255)	(48,679)	(160,289)	130,520	131,936	110,313	88,690
Unassigned:										
Special revenue fund	-	-	-	-	-	-	-	-	-	(50,140)
Assigned:										
Capital projects fund	-	-	-	-	-	-	-	-	-	36,100
Debt Service fund	-	-	-	-	-	-	-	-	-	330
Total all other governmental funds	<u>\$ 109,558</u>	<u>\$ 34,163</u>	<u>\$ (47,372)</u>	<u>\$ 12,159,290</u>	<u>\$ 7,698,846</u>	<u>\$ 51,374</u>	<u>\$ 190,692</u>	<u>\$ 132,481</u>	<u>\$ 113,147</u>	<u>\$ 17,199,401</u>

Source:

District Records

Note

- (1) In 2021 the District implemented GASB Statement 84 which required a restatement of the financial statements for the year ended June 30, 2021.

WEEHAWKEN TOWNSHIP SCHOOL DISTRICT
 CHANGES IN FUND BALANCE, GOVERNMENTAL FUNDS,
 LAST TEN FISCAL YEARS
 (UNAUDITED)
 (MODIFIED ACCRUAL BASIS OF ACCOUNTING)

EXHIBIT J-4

	Fiscal Year Ended June 30,									
	2015	2016	2017	2018	2019	2020	2021	2022	2023	2024
Revenues										
Tax levy	\$ 18,850,611	\$ 19,315,495	\$ 20,099,471	\$ 20,774,576	\$ 21,971,851	\$ 22,997,424	\$ 25,128,082	\$ 25,098,361	\$ 25,587,531	\$ 26,274,395
Tuition Charges	113,038	77,036	104,791	80,867	102,296	79,677	64,465	86,332	132,614	167,347
Sale of property	-	-	-	-	-	1,900,000	800,000	-	100,000	-
Local PILOT	-	-	-	-	757,000	725,000	425,000	270,010	-	-
Interest Earnings	-	-	-	-	-	-	-	-	23,039	936,011
Miscellaneous	132,774	372,063	310,424	377,604	594,806	203,122	110,028	251,656	313,100	157,766
Local Sources	-	-	-	-	-	-	98,606	112,681	131,426	131,426
State sources	5,531,743	5,884,797	6,038,095	6,783,865	7,412,728	7,856,757	8,765,242	10,009,674	2,244,686	3,049,972
Federal sources	989,658	898,308	821,256	898,026	856,350	813,093	1,393,753	2,075,555	10,211,580	9,571,114
Total revenue	25,617,824	26,547,699	27,374,037	28,914,938	31,695,031	34,575,073	36,785,176	37,904,269	38,743,976	40,288,031
Expenditures										
Instruction										
Regular	7,872,082	8,060,932	8,120,994	8,703,691	9,104,499	8,879,173	10,042,214	10,505,452	10,837,148	11,005,099
Special	970,406	1,035,115	970,485	1,159,959	1,237,188	1,303,778	1,275,508	1,789,257	2,164,376	2,481,345
Other special instruction	152,457	183,033	192,689	206,368	213,641	219,609	232,182	263,791	216,204	76,021
School-sponsored/other instructional	468,451	509,258	510,807	736,068	831,982	801,733	792,867	878,484	1,025,748	1,039,037
Support Services										
Tuition	2,985,446	3,121,199	3,003,394	2,392,536	3,028,634	3,864,628	2,441,752	1,043,935	955,068	931,588
Student & instruction related services	1,984,186	1,855,835	2,228,436	2,695,493	3,007,185	2,518,119	2,780,893	3,802,936	4,100,999	4,541,609
School administration	545,782	612,339	724,203	768,451	718,746	670,659	634,060	667,144	866,220	871,982
Other administration	853,722	955,285	983,192	924,684	810,690	803,664	748,419	836,396	1,264,954	1,472,182
Operations and maintenance	1,903,889	1,940,829	1,939,314	2,191,687	2,011,807	2,313,230	2,251,287	2,518,313	2,539,683	2,690,505
Student transportation	1,097,318	1,189,620	1,080,711	1,034,070	1,368,700	1,018,227	851,957	1,015,549	1,804,003	1,658,543
Employee benefits	5,523,069	5,995,108	6,505,427	7,458,762	8,230,533	8,397,510	8,864,135	9,670,201	10,328,477	11,594,086
Charter schools	118,305	141,643	167,882	167,540	120,360	101,761	99,154	62,200	105,420	174,303
Debt Service	1,099,744	1,135,378	1,135,150	1,050,386	1,751,964	2,125,980	2,257,255	2,119,245	2,141,135	2,108,783
Capital Outlay	138,529	301,092	178,841	4,079,896	4,610,826	7,441,432	117,772	477,283	1,333,623	4,554,729
Total Expenditures	25,713,386	27,036,666	27,741,525	33,569,591	37,046,755	40,459,503	33,389,455	35,650,186	39,683,058	45,199,812
Excess (Deficiency) of revenues over (under) expenditures	(95,562)	(488,967)	(367,488)	(4,654,653)	(5,351,724)	(5,884,430)	3,395,721	2,254,083	(939,082)	(4,911,781)
Other Financing sources (uses)										
Bond proceeds	-	-	-	16,000,000	-	-	-	-	-	18,759,000
Bond premium	-	-	-	-	-	-	-	-	-	273,566
Transfers in and Prior Year Payables cancelled	12	130	276	87,711	77,180	18,897	1,484,794	21	-	-
Transfers out	-	-	-	-	-	-	(1,456,149)	-	-	-
Total other financing sources (uses)	12	130	276	16,087,711	77,180	18,897	28,645	21	-	19,032,566
Net change in fund balances	\$ (95,550)	\$ (488,837)	\$ (367,212)	\$ 11,433,058	\$ (5,274,544)	\$ (5,865,533)	\$ 3,424,366	\$ 2,254,104	\$ (939,082)	\$ 14,120,785
Debt service as a percentage of noncapital expenditures	4.28%	4.20%	4.09%	3.13%	4.73%	5.25%	6.76%	5.94%	5.40%	4.67%

Source:
 District Records (GAAP Basis)

WEEHAWKEN TOWNSHIP SCHOOL DISTRICT
GENERAL FUND OTHER LOCAL REVENUE BY SOURCE (NJ)
FOR THE LAST TEN FISCAL YEARS
(UNAUDITED)

EXHIBIT J-5

Description	Fiscal Year Ended June 30,									
	2024	2023	2022	2021	2020	2019	2018	2017	2016	2015
Tuition	\$ 167,347	\$ 132,614	\$ 86,332	\$ 64,465	\$ 79,677	\$ 102,296	\$ 80,867	\$ 104,791	\$ 77,036	\$ 113,038
Interest on investments	110,375	22,709	1,333	1,648	16,300	638	823	2,030	891	234
Insurance refunds	-	20,772	20,903	97	21,683	10,450	-	28,368	43,238	17,667
Accounts payable cancelled/old void checks	-	30,605	118,009	18,895	-	-	16,651	30,298	94,798	1,107
Erate or refunds	111,830	195,571	99,185	84,035	120,769	8,754	2,400	105,954	120,143	101,577
Additional funds from township	-	-	-	-	-	300,000	-	-	-	-
Use of facilities	-	-	-	-	-	150,000	325,000	125,000	100,000	1,500
Local PILOT	-	-	270,010	425,000	725,000	757,000	-	-	-	-
Sale of property	-	100,000	-	800,000	1,900,000	-	-	-	-	-
Gate Receipts	6,915	2,225	3,169	3,502	-	1,191	5,213	4,245	1,074	4,758
Miscellaneous	39,021	61,444	260,713	1,851	45,127	123,773	27,517	14,529	11,919	5,931
Total	\$ 435,488	\$ 565,940	\$ 859,654	\$ 1,399,493	\$ 2,908,556	\$ 1,454,102	\$ 458,471	\$ 415,215	\$ 449,099	\$ 245,812

Source:
District Records

REVENUE CAPACITY

**WEEHAWKEN TOWNSHIP SCHOOL DISTRICT
 ASSESSED VALUE AND ESTIMATED ACTUAL VALUE OF TAXABLE PROPERTY
 FOR THE LAST TEN YEARS
 (UNAUDITED)**

EXHIBIT J-6

Year Ended June 30,	Net Assessed Valuations	Estimated Full Cash Valuations	Percentage of Net Assessed to Estimated Full Cash Valuations
2015	\$ 1,179,925,232	\$ 2,615,082,518	45.12%
2016	1,194,462,742	2,690,837,445	44.39%
2017	1,249,269,560	2,890,489,495	43.22%
2018 *	3,850,799,400	3,526,737,142	109.19%
2019	4,089,418,600	4,043,324,698	101.14%
2020	4,105,080,500	4,058,810,065	101.14%
2021	4,099,001,300	4,094,497,353	100.11%
2022	4,093,983,568	4,082,766,444	100.27%
2023	4,079,412,884	4,082,647,565	99.92%
2024	4,061,882,184	4,065,117,168	99.92%

Source:

Certification Schedule of the General Tax Rate from Borough Tax Assessor and
 County Abstract of Ratables from County Board of Taxation.

* The township conducted a revaluation during the 2018 year, resulting in values adjusted to market.

**WEEHAWKEN TOWNSHIP SCHOOL DISTRICT
DIRECT AND OVERLAPPING PROPERTY TAXES
PER \$100.00 OF ASSESSED VALUATION
FOR THE LAST TEN YEARS
(UNAUDITED)**

EXHIBIT J-7

Assessment Year	Direct Rate	Overlapping Rates			Total Direct and Overlapping Tax Rate
	Weehawken School District	Weehawken Township	Hudson County	Special Garbage District	
2015	1.5960	2.2450	1.2250	0.1850	5.2510
2016	1.5960	2.3700	1.0940	0.1830	5.2430
2017	1.6350	2.3340	1.1450	0.1840	5.2980
2018 *	0.5600	0.6700	0.4210	0.0630	1.7140
2019	0.5450	0.6930	0.4170	0.0600	1.7150
2020	0.5860	0.7630	0.3880	0.0610	1.7980
2021	0.6120	0.7700	0.3860	0.0610	1.8290
2022	0.6200	0.8250	0.3480	0.0640	1.8570
2023	0.6350	0.8680	0.3670	0.0650	1.9350
2024	0.6700	0.9090	0.3770	0.0670	2.0230

Source:

Certification Schedule of the General Tax Rate, Tax Assessor.

* The township conducted a revaluation during the 2018 year, resulting in values adjusted to market.

**WEEHAWKEN TOWNSHIP SCHOOL DISTRICT
 PRINCIPAL PROPERTY TAXPAYERS
 FOR THE CURRENT YEAR AND NINE YEARS AGO
 (UNAUDITED)**

EXHIBIT J-8

Taxpayers	2024			2015		
	Taxable Assessed Value	Rank	% of Total District Net Assessed Value	Taxable Assessed Value	Rank	% of Total District Net Assessed Value
1000 Harbor Owner	\$ 155,000,000	1	3.82%	\$ 80,493,900	1	6.80%
1200 Harbor Blvd	124,670,784	2	3.07%			
300 Boulevard East	95,000,000	3	2.34%			
River PW Hotel	89,500,000	4	2.20%	27,231,996	5	2.30%
Port Imperial South 15	82,600,000	5	2.03%	35,600,000	4	3.01%
Hamilton Cove Urban Renewal	58,000,000	6	1.43%			
Jarvis (NJ)	58,000,000	7	1.43%			
WHK Waterfront	42,300,000	8	1.04%			
Rock Eagle Properties	34,200,000	9	0.84%			
Waterfront Terrace Urban Renewal	25,867,500	10	0.64%			
Hartz PW Tower BLP				53,826,500	2	4.55%
Global Weehawken Acquisition				49,250,000	3	4.16%
1919 Park Ave Association				23,900,000	6	2.02%
Port Imperial South				23,531,600	7	1.99%
LS-NJ Port Imperial LLC				18,100,000	8	1.53%
Lennar HW LP				16,997,800	9	1.44%
1500 Harbor Boulevard LLC				11,760,100	10	0.99%
Total	<u>\$ 765,138,284</u>		<u>18.84%</u>	<u>\$ 340,691,896</u>		<u>28.79%</u>

**WEEHAWKEN TOWNSHIP SCHOOL DISTRICT
PROPERTY TAX LEVIES AND COLLECTIONS
FOR THE LAST TEN YEARS
(UNAUDITED)**

EXHIBIT J-9

<u>Year Ended December 31,</u>	<u>Total Tax Levy</u>	<u>Current Tax Collections⁽¹⁾</u>	<u>Percent of Tax Levy Collected</u>
2015	\$ 18,850,611	\$ 18,850,611	100.00%
2016	19,315,495	19,315,495	100.00%
2017	20,099,471	20,099,471	100.00%
2018	20,774,576	20,774,576	100.00%
2019	21,971,851	21,971,851	100.00%
2020	22,997,424	22,997,424	100.00%
2021	25,128,082	25,128,082	100.00%
2022	25,098,361	25,098,361	100.00%
2023	25,587,531	25,587,531	100.00%
2024	26,274,395	26,274,395	100.00%

Source:

District records including the Certificate and Report of School Taxes (A4F form)

Note:

- (1) School taxes are collected by the Municipal Tax Collector. Under New Jersey State Statute, a Municipality is required to remit to the school district the entire property tax balance, in the amount voted upon or certified prior to the end of the school year.

DEBT CAPACITY

**WEEHAWKEN TOWNSHIP SCHOOL DISTRICT
RATIOS OF OUTSTANDING DEBT BY TYPE
FOR THE LAST TEN FISCAL YEARS
(UNAUDITED)**

EXHIBIT J-10

Fiscal Year Ended June 30,	Governmental Activities		Total District	Percentage of Personal Income	Per Capita
	General Obligation Bonds	Finance Purchases			
2015	\$ 10,485,000	\$ 169,628	\$ 10,654,628	1.41%	\$ 54,675
2016	9,765,000	102,616	9,867,616	1.17%	56,597
2017	9,020,000	50,594	9,070,594	1.00%	60,558
2018	24,310,000	98,098	24,408,098	2.54%	65,090
2019	23,525,000	115,159	23,640,159	2.38%	67,570
2020	22,115,000	82,893	22,197,893	2.11%	71,682
2021	20,525,000	136,048	20,661,048	1.99%	72,046
2022	19,020,000	58,554	19,078,554	1.83%	72,046
2023	17,445,000	-	17,445,000	1.36%	84,202
2024	34,614,000	-	34,614,000	2.39%	(1)

Source:

Details regarding the District's outstanding liabilities can be found in the notes to the

Personal income and population data was provided by the U.S. Bureau of the Census, Population Division. These ratios are calculated using personal income and

Note:

(1) Information was not available at the time of the audit.

**WEEHAWKEN TOWNSHIP SCHOOL DISTRICT
RATIO OF GENERAL BONDED DEBT OUTSTANDING
FOR THE LAST TEN FISCAL YEARS
(UNAUDITED)**

EXHIBIT J-11

Fiscal Year Ended June 30,	General Bonded Debt Outstanding			Percentage of Actual Taxable Value of Property	Per Capita
	General Obligation Bonds	Deductions	Net General Bonded Debt Outstanding		
2015	\$ 10,485,000	\$ -	\$ 10,485,000	0.89%	\$ 54,675
2016	9,765,000	-	9,765,000	0.82%	56,597
2017	9,020,000	-	9,020,000	0.72%	60,558
2018	24,310,000	-	24,310,000	0.63%	65,090
2019	23,525,000	-	23,525,000	0.58%	67,570
2020	22,115,000	-	22,115,000	0.54%	71,682
2021	20,525,000	-	20,525,000	0.50%	72,046
2022	19,020,000	-	19,020,000	0.46%	72,046
2023	17,445,000	-	17,445,000	0.43%	84,202
2024	34,614,000	-	34,614,000	0.85%	(1)

Source:

Debt outstanding data can be found in the notes to the financial statements. Assessed valuations were provided by the Abstract of Ratables, County Board of Taxation. School District population data was estimated by the U.S. Bureau of the Census, Population Division.

(1) Information was not available at the time of the audit.

**WEEHAWKEN TOWNSHIP SCHOOL DISTRICT
DIRECT AND OVERLAPPING GOVERNMENTAL ACTIVITIES DEBT
FOR THE FISCAL YEAR ENDED JUNE 30, 2024
(UNAUDITED)**

EXHIBIT J-12

	<u>Debt Outstanding</u>	<u>Estimated Percentage Applicable ⁽¹⁾</u>	<u>Estimated Share of Overlapping Debt</u>
Gross Direct Debt of School District	\$ 34,614,000	100.00%	\$ 34,614,000
Gross Overlapping Debt of School District: ⁽²⁾			
Township of Weehawken	92,472,920	100.00%	92,472,920
County of Hudson	1,381,375,331	4.72%	65,200,916
Subtotal, overlapping debt			<u>157,673,836</u>
Total Direct and Overlapping Debt			<u><u>\$ 192,287,836</u></u>

Sources:

Assessed value data used to estimate applicable percentages provided by the Hudson County Board of Taxation. Debt outstanding data provided by each governmental unit.

Notes:

- (1) For debt repaid with property taxes, the percentage of overlapping debt applicable is estimated using taxable assessed property values. Applicable percentages were estimated by determining the portion of another governmental unit's taxable value that is within the district's boundaries and dividing it by each unit's total taxable value.
- (2) Overlapping governments are those that coincide, at least in part, with the geographic boundaries of the District. This schedule estimates the portion of the outstanding debt of those overlapping governments that is borne by the residents and businesses of the Township of Weehawken. This process recognized that, when considering the District's ability to issue and repay long-term debt, the entire debt burden borne by the residents and businesses should be taken into account. However, this does not imply that every taxpayer is a resident, and therefore responsible for repaying the debt, of each overlapping payment.

WEEHAWKEN TOWNSHIP SCHOOL DISTRICT
 LEGAL DEBT MARGIN INFORMATION
 FOR THE LAST TEN FISCAL YEARS
 (UNAUDITED)

EXHIBIT J-13

			Year	Equalized Valuation Basis						
			2021	\$ 4,059,220,935						
			2022	4,152,201,161						
			2023	4,232,634,244						
				<u>\$ 12,444,056,340</u>						
			Average equalized valuation of taxable property	\$ 4,148,018,780						
			School borrowing margin (4% of \$) Total on column X row 16	165,920,751						
			Bonded school debt as of June 30, 2024	<u>34,614,000</u>						
			School borrowing margin available	<u>\$ 131,306,751</u>						
	2015	2016	2017	2018	2019	2020	2021	2022	2023	2024
Debt limit	\$ 103,736,654	\$ 104,676,301	\$ 108,180,804	\$ 115,592,976	\$ 130,258,858	\$ 146,105,097	\$ 157,926,018	\$ 168,577,962	\$ 170,029,648	\$ 165,920,751
Total Net Debt applicable to limit	<u>10,485,000</u>	<u>9,867,616</u>	<u>9,070,594</u>	<u>24,408,098</u>	<u>22,197,893</u>	<u>22,197,893</u>	<u>20,661,048</u>	<u>19,078,554</u>	<u>17,445,000</u>	<u>34,614,000</u>
Legal debt margin	<u>\$ 93,251,654</u>	<u>\$ 94,808,685</u>	<u>\$ 99,110,210</u>	<u>\$ 91,184,878</u>	<u>\$ 108,060,965</u>	<u>\$ 123,907,204</u>	<u>\$ 137,264,970</u>	<u>\$ 149,499,408</u>	<u>\$ 152,584,648</u>	<u>\$ 131,306,751</u>
Total net debt applicable to the limit as a % of debt limit	10.11%	9.43%	8.38%	21.12%	17.04%	15.19%	13.08%	11.32%	10.26%	20.86%

Source:
 Annual Debt Statements

DEMOGRAPHIC AND ECONOMIC INFORMATION

**WEEHAWKEN TOWNSHIP SCHOOL DISTRICT
 DEMOGRAPHIC AND ECONOMIC STATISTICS
 FOR THE LAST TEN YEARS
 (UNAUDITED)**

EXHIBIT J-14

<u>Year Ended December 31,</u>	<u>Population</u>	<u>Personal Income</u>	<u>Total Per Capita Income</u>	<u>Unemployment Rate %</u>
2015	13,819	\$ 755,553,825	\$ 54,675	3.80
2016	14,923	844,597,031	56,597	4.80
2017	14,915	903,222,570	60,558	3.50
2018	14,778	961,900,020	65,090	3.00
2019	14,675	991,589,750	67,570	2.40
2020	14,675	1,051,933,350	71,682	7.90
2021	14,442	1,040,488,332	72,046	5.20
2022	16,790	1,285,845,360	76,584	3.00
2023	17,207	1,448,863,814	84,202	3.36
2024	(1)	(1)	(1)	(1)

Source:

Unemployment information provided by the NJ Department of Labor and Workforce Development. Population and per capita income is estimated based upon the American Community Surveys published by the US Bureau of Economic Analysis. Personal income has been estimated based upon the municipal population and per capita personal income presented.

Note:

(1) Information not available at time of audit.

**WEEHAWKEN TOWNSHIP SCHOOL DISTRICT
 PRINCIPAL EMPLOYER
 CURRENT YEAR AND NINE YEARS AGO
 (UNAUDITED)**

EXHIBIT J-15

Employer	2024			2015		
	Employees	Rank (Optional)	Percentage of Total Municipal Employment	Employees	Rank (Optional)	Percentage of Total Municipal Employment
UBS Financial Svc.	5,000	1	55.01%	5,000	1	63.87%
Hanover Direct, Inc.	1,975	2	21.73%	100	8	1.28%
The Swatch Group US Inc.	700	3	7.70%	440	3	5.62%
Port Imperial Ferry Corp.	500	4	5.50%			
Dykes Lumber Co. Inc.	175	5	1.93%			
Weehawken Board of Education	137	6	1.51%			
Micros Retail System Inc.	103	7	1.13%			
Chart House Restaurant	100	8	1.10%	100	7	1.28%
Arcorp properties				500	2	6.39%
New Jersey Department of Transportation				300	4	3.83%
Ceres Marine Terminals Inc.				200	5	2.55%
The Port Authority of New York and New Jersey				110	6	1.41%
Houlihan's				100	9	1.28%
Specialists LTD				100	10	1.28%
	<u>8,690</u>		<u>95.61%</u>	<u>6,950</u>		<u>88.79%</u>

Source: Hudson County Economic Development Corporation's Major Employer's List
 2022 information was presented because information for 2023 and 2024 was not available at the time of the audit.

Note:

This schedule should at least present 10 employers, however more information was not available from information sources at time of the audit.

OPERATING INFORMATION

WEEHAWKEN TOWNSHIP SCHOOL DISTRICT
 FULL-TIME EQUIVALENT DISTRICT EMPLOYEES BY
 FUNCTION/PROGRAM
 FOR THE LAST TEN FISCAL YEARS
 (UNAUDITED)

EXHIBIT J-16

	2015	2016	2017	2018	2019	2020	2021	2022	2023	2024
Function/Program										
Instruction										
Regular	91	94	97	93	92	94	103	104	105	119
Special education	11	12	12	16	22	25	21	28	30	30
Other Instruction - Supervisors	11	11	11	14	11	13	21	15	15	15
Support Services:										
Student & instruction related services	30	39	31	31	31	29	22	41	50	50
General administration	5	5	5	11	11	11	11	11	11	11
School administrative services	7	7	7	7	7	7	7	7	8	8
Central services	2	2	2	4	4	5	4	4	4	4
Administrative Information Technology	-	-	-	-	-	-	-	2	2	2
Plant operations and maintenance	12	12	12	10	10	11	20	11	11	15
Student transportation	7	7	7	7	8	8	8	9	10	12
Total	<u>176</u>	<u>189</u>	<u>184</u>	<u>193</u>	<u>196</u>	<u>203</u>	<u>217</u>	<u>232</u>	<u>246</u>	<u>266</u>

Source:
 Provided by Human Resources

**WEEHAWKEN TOWNSHIP SCHOOL DISTRICT
OPERATING STATISTICS
FOR THE LAST TEN FISCAL YEARS
(UNAUDITED)**

EXHIBIT J-17

Fiscal Year	Enrollment	Operating Expenditures ^a	Cost Per Pupil	Percentage Change	Teaching Staff ^b	Pupil/Teacher Ratio			Average Daily Enrollment (ADE) ^c	Average Daily Attendance (ADA) ^c	% Change in Average Daily Enrollment	Student Attendance Percentage
						Elementary	Middle School	Senior High School				
2014	1,309	\$ 25,401,490	\$ 19,405	-4.00%	118	13.72	13.25	9.62	1,309	1,236	4.05%	94.42%
2015	1,328	28,173,214	21,215	9.00%	113	13.41	12.67	10.20	1,328	1,261	1.45%	94.95%
2016	1,372	30,027,046	21,886	3.00%	127	12.77	9.90	10.17	1,371	1,303	3.24%	95.04%
2017	1,347	32,736,403	24,303	11.00%	121	12.05	10.37	10.96	1,347	1,272	-1.75%	94.43%
2018	1,344	35,628,817	26,510	2.00%	123	11.28	10.53	10.94	1,344	1,304	-0.22%	97.02%
2019	1,395	36,491,419	26,159	-1.00%	125	9.44	8.55	11.87	1,404	1,320	4.46%	94.02%
2020	1,353	35,743,787	26,418	-1.00%	132	9.98	10.33	10.40	1,363	1,289	-2.92%	94.57%
2021	1,310	37,461,491	28,597	-1.00%	145	8.40	7.05	8.91	1,280	1,235	-6.09%	96.48%
2022	1,259	35,147,809	27,917	-1.00%	147	12.50	11.73	8.63	1,249	1,210	-8.36%	96.88%
2023	1,296	36,208,300	27,939	-1.00%	150	9.5:1	12.10	12.10	1,204	1,113	-5.94%	96.88%
2024	1,309	38,536,300	29,439	1.00%	164	(1)	(1)	(1)	1,334	1,234	10.80%	92.50%

Source:
District records and school performance reports

Note:
Enrollment based on annual October district count.

- a. Operating expenditures equal total expenditures less debt service and capital outlay.
- b. Teaching staff includes only full-time equivalents of certificated staff.
- c. Average daily enrollment and average daily attendance are obtained from the School Register Summary (SRS).

(1) Information not available at time of the audit

WEEHAWKEN TOWNSHIP SCHOOL DISTRICT
 SCHOOL BUILDING INFORMATION
 FOR THE LAST TEN FISCAL YEARS
 (UNAUDITED)

EXHIBIT J-18

	2015	2016	2017	2018	2019	2020	2021	2022	2023	2024
<u>District Building</u>										
<u>Elementary</u>										
Daniel Webster										
Square Feet	50,700	50,700	50,700	50,700	50,700	50,700	50,700	50,700	50,700	50,700
Capacity (students)	281	281	281	281	281	281	281	281	281	281
Enrollment	429	445	458	415	410	410	410	410	379	391
Theodore Roosevelt										
Square Feet	56,300	56,300	56,300	56,300	56,300	56,300	56,300	56,300	56,300	56,300
Capacity (students)	311	311	311	311	311	311	311	311	311	311
Enrollment	380	356	363	383	415	415	415	415	348	329
<u>High School</u>										
Weehawken High School										
Square Feet	125,600	125,600	125,600	125,600	125,600	125,600	125,600	125,600	125,600	125,600
Capacity (students)	572	572	572	572	572	572	572	572	572	572
Enrollment	520	560	526	546	570	570	570	570	571	589

Number of Schools at June 30, 2024

Elementary = 2

High School = 1

Source: School District Annual Budget Amount Worksheet (Form M-1) and School Register Summary.

**WEEHAWKEN TOWNSHIP SCHOOL DISTRICT
 SCHEDULE OF ALLOWABLE MAINTENANCE EXPENDITURES BY SCHOOL FACILITY (NJ)
 FOR THE LAST TEN FISCAL YEARS
 (UNAUDITED)**

EXHIBIT J-19

UNDISTRIBUTED EXPENDITURES - REQUIRED
 MAINTENANCE FOR SCHOOL FACILITIES

School Facilities*	2024	2023	2022	2021	2020	2019	2018	2017	2016	2015
Daniel Webster	\$ 14,289	\$ 27,091	\$ 16,471	\$ 14,004	\$ 1,053	\$ 10,031	\$ 31,345	\$ 23,307	\$ 12,153	\$ 28,325
Theodore Roosevelt	15,869	30,084	18,848	37,688	11,218	8,516	27,744	20,630	10,660	15,802
Weehawken High school	35,399	67,112	66,339	21,899	30,045	30,986	88,251	65,621	80,340	86,214
Unallocated	-	-	38,269	20,550	4,850	2,958	-	-	-	-
Total School Facilities	\$ 65,557	\$ 124,287	\$ 139,927	\$ 94,141	\$ 47,166	\$ 52,491	\$ 147,340	\$ 109,558	\$ 103,153	\$ 130,341

Source:
 School District Annual Maintenance Budget Amount Worksheet (Form M-1)

Note:
 * School facilities as defined under E.F.C.F.A. (N.J.A.C. 6A:26-1.2 and N.J.A.C. 6:24-1.3)

WEEHAWKEN TOWNSHIP SCHOOL DISTRICT
INSURANCE SCHEDULE
JUNE 30, 2024
(UNAUDITED)

EXHIBIT J-20

	Coverage	Deductible/ Retention
Property - N.J.I.G.		
Blanket Realty and personal property	\$ 350,000,000	\$ 5,000
Extra expense	50,000,000	5,000
Valuable Papers	10,000,000	5,000
Demolition and increased cost of construction	25,000,000	
loss of business income/tuition	10,000,000	
limited builders risk	10,000,000	
Fire department service charge	10,000	
Arson reward	10,000	
Pollution and contamination cleanup	250,000	
Flood (zones A or V)	25,000,000	5,000,000
Flood (All others)	75,000,000	10,000
accounts recievable	250,000	
terrorism	1,000,000	
Newly acquired location	1,000,000	
Debris removal	250,000	
Electronic Data Processing - N.J.S.I.G.		
Computer Virus	250,000	1,000
Data processing equipment	350,000,000	1,000
Equipment Breakdown - N.J.S.I.G.		
	100,000,000	25,000
Off premises property damage	1,000,000	
Extra expense	10,000,000	
Service interruption	10,000,000	
Perishable good	1,000,000	
Data restore	1,000,000	
Cont. business income	1,000,000	
Demolition	1,000,000	
Ordinance or law	1,000,000	
Expediting expenses	1,000,000	
Hazardous substances	1,000,000	
Newly acquired location	1,000,000	
Crime - N.J.S.I.G.		
Faithful performance	250,000	1,000
Forgery and alteration	250,000	1,000
Money and securities (in and out)	25,000	500
Money orders/counterfeit	100,000	1,000
Computer fraud	250,000	500
Comprehensive General Liability - N.J.S.I.G.		
Bodily injury and property damage	16,000,000	
Products and completed operations	16,000,000	
Sexual abuse	15,000,000	per occurrence
	27,000,000	annual aggregate
Personal injury and advertising injury	16,000,000	
Premises medical payments	10,000	per accident
	5,000	limit per person
Employee benefit coverage	16,000,000	1,000
Automobile - N.J.S.I.G.		
Bodily injury and property damage	16,000,000	
Uninsured/underinsured motorists - private passenger autos	25,000	bodily injury pp
	50,000	bodily injury per accident
	25,000	property damage per accident
Uninsured/underinsured motorists - all other vehicles	25,000	bodily injury pp
	50,000	bodily injury per accident
	25,000	property damage per accident
Personal injury protection (including pedestrains)	250,000	
Medical payments	10,000	private passenger vehicles
	5,000	all other vehicles
Terrorism	1,000,000	
Workers' compensation		
Employers' liability	3,000,000	

SINGLE AUDIT SECTION

EXHIBIT K-1

**INDEPENDENT AUDITOR’S REPORT ON INTERNAL CONTROL OVER FINANCIAL REPORTING
AND ON COMPLIANCE AND OTHER MATTERS BASED ON AN AUDIT OF FINANCIAL STATEMENTS
PERFORMED IN ACCORDANCE WITH *GOVERNMENT AUDITING STANDARDS***

The Honorable President and
Members of the Board of Education
Weehawken Township School District
Weehawken, New Jersey

We have audited, in accordance with auditing standards generally accepted in the United States of America, the standards applicable to financial audits contained in *Government Auditing Standards*, issued by the Comptroller General of the United States and audit requirements as prescribed by the Office of School Finance, Department of Education, State of New Jersey, the financial statements of governmental activities, the business-type activities, and each major fund, of the Board of Education of the Weehawken Township School District, in the County of Hudson, State of New Jersey, as of and for the fiscal year ended June 30, 2024, and the related notes to the financial statements, which collectively comprise of the Board of Education of the Weehawken Township School District’s basic financial statements, and have issued our report thereon dated February 24, 2025.

Report on Internal Control Over Financial Reporting

In planning and performing our audit of the financial statements, we considered the Board of Education of the Weehawken Township School District’s internal control over financial reporting (internal control) to determine the audit procedures that are appropriate in the circumstances for the purpose of expressing our opinions on the financial statements, but not for the purpose of expressing an opinion on the effectiveness of the Board of Education of the Weehawken Township School District’s internal control. Accordingly, we do not express an opinion on the effectiveness of the Board of Education of the Weehawken Township School District’s internal control.

A deficiency in internal control exists when the design or operation of a control does not allow management or employees, in the normal course of performing their assigned functions, to prevent, or detect and correct, misstatements on a timely basis. A *material weakness* is a deficiency, or a combination of deficiencies, in internal control, such that there is a reasonable possibility that a material misstatement of the entity’s financial statements will not be prevented, or detected and corrected on a timely basis. A *significant deficiency* is a deficiency, or a combination of deficiencies, in internal control that is less severe than a material weakness, yet important enough to merit attention by those charged with governance.

Our consideration of internal control was for the limited purpose described in the first paragraph of this section and was not designed to identify all deficiencies in internal control that might be material weaknesses or, significant deficiencies. Given these limitations, during our audit we did not identify any deficiencies in internal control that we consider to be material weaknesses. However, material weaknesses may exist that have not been identified.


Report on Compliance and Other Matters

As part of obtaining reasonable assurance about whether the Board of Education of the Weehawken Township School District's financial statements are free from material misstatement, we performed tests of its compliance with certain provisions of laws, regulations, contracts, and grant agreements, noncompliance with which could have a direct and material effect on the determination of financial statement amounts. However, providing an opinion on compliance with those provisions was not an objective of our audit, and accordingly, we do not express such an opinion. The results of our tests disclosed no instances of noncompliance or other matters that are required to be reported under *Government Auditing Standards* and audit requirements as prescribed by the Office of School Finance, Department of Education, State of New Jersey.

Purpose of this Report

The purpose of this report is solely to describe the scope of our testing of internal control and compliance and the results of that testing, and not to provide an opinion on the effectiveness of the entity's internal control or on compliance. This report is an integral part of an audit performed in accordance with *Government Auditing Standards* and audit requirements as prescribed by the Office of School Finance, Department of Education, State of New Jersey in considering the entity's internal control and compliance. Accordingly, this communication is not suitable for any other purpose.

Donohue, Gironde, Doria & Tomkins LLC
DONOHUE, GIRONDA, DORIA & TOMKINS, LLC
Certified Public Accountants


MAURICIO CANTO
Certified Public Accountant
Licensed Public School Accountant
No. 2541

Secaucus, New Jersey
February 24, 2025

EXHIBIT K-2

INDEPENDENT AUDITOR’S REPORT ON COMPLIANCE FOR EACH MAJOR FEDERAL AND STATE PROGRAM AND ON INTERNAL CONTROL OVER COMPLIANCE REQUIRED BY THE UNIFORM GUIDANCE AND NEW JERSEY OMB CIRCULAR 15-08

The Honorable President and
Members of the Board of Education
Weehawken Township School District
Weehawken, New Jersey

Report on Compliance for Each Major Federal and State Program

Opinion on Each Major Federal and State Program

We have audited the Board of Education of the Weehawken Township School District, in the County of Hudson, State of New Jersey compliance with the types of compliance requirements described in the *U.S. Office of Management and Budget (OMB) Compliance Supplement* and the *New Jersey State Aid/Grant Compliance Supplement* that could have a direct and material effect on each of the Board of Education of the Weehawken Township School District’s major federal and state programs for the year ended June 30, 2024. The Board of Education of the Weehawken Township School District’s major federal and state programs are identified in the Summary of Auditor's Results Section of the accompanying Schedule of Findings and Questioned Costs.

In our opinion, the Board of Education of the Weehawken Township School District complied, in all material respects, with the types of compliance requirements referred to above that could have a direct and material effect on each of its major federal and state programs for the year ended June 30, 2024.

Basis for Opinion on Each Major Federal and State Program

We conducted our audit of compliance in accordance with auditing standards generally accepted in the United States of America; the standards applicable to financial audits contained in *Government Auditing Standards*, issued by the Comptroller General of the United States; the audit requirements as prescribed by the Office of School Finance, Department of Education, State of New Jersey; the audit requirements of Title 2 U.S. *Code of Federal Regulations* Part 200, *Uniform Administrative Requirements, Cost Principles, and Audit Requirements for Federal Awards* (Uniform Guidance); and *New Jersey OMB’s Circular 15-08, Single Audit Policy for Recipients of Federal Grants, State Grants and State Aid*. Our responsibilities under those standards, the Uniform Guidance and New Jersey’s OMB Circular 15-08 are further described in the Auditor’s Responsibilities for the Audit of Compliance section of our report.

We are required to be independent of the Board of Education of the Weehawken Township School District and to meet our other ethical responsibilities, in accordance with relevant ethical requirements relating to our audit. We believe that the audit evidence we have obtained is sufficient and appropriate to provide a basis for our opinion on compliance for each major federal and state program. Our audit does not provide a legal determination of the Board of Education of the Weehawken Township School District’s compliance with the compliance requirements referred to above

Responsibilities of Management for Compliance

Management is responsible for compliance with the requirements referred to above and for the design, implementation, and maintenance of effective internal control over compliance with the requirements of laws, statutes, regulations, rules, and provisions of contracts or grant agreements applicable to the Board of Education of the Weehawken Township School District’s federal and state programs.

Auditor's Responsibilities for the Audit of Compliance

Our objectives are to obtain reasonable assurance about whether material noncompliance with the compliance requirements referred to above occurred, whether due to fraud or error, and express an opinion on the Board of Education of the Weehawken Township School District's compliance based on our audit. Reasonable assurance is a high level of assurance but is not absolute assurance and therefore is not a guarantee that an audit conducted in accordance with generally accepted auditing standards, *Government Auditing Standards*, the Uniform Guidance and New Jersey's OMB Circular 15-08 will always detect material noncompliance when it exists. The risk of not detecting material noncompliance resulting from fraud is higher than for that resulting from error, as fraud may involve collusion, forgery, intentional omissions, misrepresentations, or the override of internal control. Noncompliance with the compliance requirements referred to above is considered material if there is a substantial likelihood that, individually or in the aggregate, it would influence the judgment made by a reasonable user of the report on compliance about the Board of Education of the Weehawken Township School District's compliance with the requirements of each major federal and state program as a whole.

In performing an audit in accordance with generally accepted auditing standards, *Government Auditing Standards*, the Uniform Guidance and New Jersey's OMB Circular 15-08, we:

- Exercise professional judgment and maintain professional skepticism throughout the audit.
- Identify and assess the risks of material noncompliance, whether due to fraud or error, and design and perform audit procedures responsive to those risks. Such procedures include examining, on a test basis, evidence regarding the Board of Education of the Weehawken Township School District's compliance with the compliance requirements referred to above and performing such other procedures as we considered necessary in the circumstances.
- Obtain an understanding of the Board of Education of the Weehawken Township School District's internal control over compliance relevant to the audit in order to design audit procedures that are appropriate in the circumstances and to test and report on internal control over compliance in accordance with the Uniform Guidance, but not for the purpose of expressing an opinion on the effectiveness of the Board of Education of the Weehawken Township School District's internal control over compliance. Accordingly, no such opinion is expressed.

We are required to communicate with those charged with governance regarding, among other matters, the planned scope and timing of the audit and any significant deficiencies and material weaknesses in internal control over compliance that we identified during the audit.

Report on Internal Control Over Compliance

A deficiency in internal control over compliance exists when the design or operation of a control over compliance does not allow management or employees, in the normal course of performing their assigned functions, to prevent, or detect and correct, noncompliance with a type of compliance requirement of a federal program on a timely basis. *A material weakness in internal control over compliance* is a deficiency, or a combination of deficiencies, in internal control over compliance, such that there is a reasonable possibility that material noncompliance with a type of compliance requirement of a federal program will not be prevented, or detected and corrected, on a timely basis. *A significant deficiency in internal control over compliance* is a deficiency, or a combination of deficiencies, in internal control over compliance with a type of compliance requirement of a federal program that is less severe than a material weakness in internal control over compliance, yet important enough to merit attention by those charged with governance.

Our consideration of internal control over compliance was for the limited purpose described in the Auditor's Responsibilities for the Audit of Compliance section above and was not designed to identify all deficiencies in internal control over compliance that might be material weaknesses or significant deficiencies in internal control over compliance. Given these limitations, during our audit we did not identify any deficiencies in internal control over compliance that we consider to be material weaknesses, as defined above. However, material weaknesses or significant deficiencies in internal control over compliance may exist that were not identified.

Our audit was not designed for the purpose of expressing an opinion on the effectiveness of internal control over compliance. Accordingly, no such opinion is expressed.

The purpose of this report on internal control over compliance is solely to describe the scope of our testing of internal control over compliance and the results of that testing based on the requirements of the Uniform Guidance and New Jersey's OMB Circular 15-08. Accordingly, this report is not suitable for any other purpose.

Donohue, Gironde, Doria & Tomkins LLC
DONOHUE, GIRONDA, DORIA & TOMKINS, LLC
Certified Public Accountants



MAURICIO CANTO
Certified Public Accountant
Licensed Public School Accountant
No. 2541

Secaucus, New Jersey
February 24, 2025

WEEHAWKEN TOWNSHIP SCHOOL DISTRICT
SCHEDULE OF EXPENDITURES OF FEDERAL AWARDS
FOR THE FISCAL YEAR ENDED JUNE 30, 2024

EXHIBIT K-3
SCHEDULE A

FEDERAL GRANTOR/PASS THROUGH GRANTOR/PROGRAM TITLE	FEDERAL AL NUMBER	FEDERAL FAIN NUMBER	PROGRAM OR AWARD AMOUNT	GRANT PERIOD		BALANCE AT JUNE 30, 2023			BALANCE AT JUNE 30, 2024		
				FROM	TO	(ACCOUNTS RECEIVABLE)	CASH RECEIVED	BUDGETARY EXPENDITURES	(ACCOUNTS RECEIVABLE)	UNEARNED REVENUE	
ENTERPRISE FUND											
U.S. DEPARTMENT OF AGRICULTURE											
PASSED-THROUGH STATE											
DEPARTMENT OF EDUCATION:											
Local Food for Schools Cooperative Agreement Program	10.185	*	\$ 4,096	07/01/22	06/30/23	\$ -	\$ 4,096	\$ (4,096)	\$ -	\$ -	
School Breakfast Program	10.553	241NJ304N1099	27,885	07/01/23	06/30/24	-	22,641	(27,885)	(5,244)	-	
School Breakfast Program	10.553	231NJ304N1099	29,576	07/01/22	06/30/23	(1,672)	1,672	-	-	-	
School Lunch Program	10.555	241NJ304N1099	210,192	07/01/23	06/30/24	-	170,756	(210,192)	(39,436)	-	
School Lunch Program	10.555	231NJ304N1099	232,610	07/01/22	06/30/23	(12,680)	12,680	-	-	-	
Healthy Hunger-Free Kids Act	10.555	241NJ304N1099	8,335	07/01/23	06/30/24	-	6,771	(8,335)	(1,564)	-	
Healthy Hunger-Free Kids Act	10.555	241NJ304N1099	7,988	07/01/22	06/30/23	(431)	431	-	-	-	
Supply Chain Assistance (SCA) Funding	10.555	241NJ304N1099	34,019	07/01/23	06/30/24	-	34,019	(34,019)	-	-	
Child Nutrition Cluster						(14,783)	248,970	(280,431)	(46,244)	-	
Commodity Supplemental Food Program	10.565	241NJ304N1099	47,945	07/01/23	06/30/24	-	47,945	(43,437)	-	4,508	
Pandemic EBT Administrative	10.649	2022225900941	653	07/01/23	06/30/24	-	653	(653)	-	-	
School Lunch Program Equipment Grant	10.579	231NJ354N8103	15,684	07/01/23	06/30/24	-	15,684	(15,684)	-	-	
TOTAL U.S. DEPARTMENT OF AGRICULTURE						(14,783)	317,348	(344,301)	(46,244)	4,508	
TOTAL ENTERPRISE FUND						(14,783)	317,348	(344,301)	(46,244)	4,508	
SPECIAL REVENUE FUND											
U.S. DEPARTMENT OF EDUCATION											
PASSED-THROUGH STATE											
DEPARTMENT OF EDUCATION:											
Elementary and Secondary Education Act (ESEA):											
Title I, Part A Basic	84.010A	S010A190030	509,772	07/01/23	09/30/24	(217,967)	712,261	(502,893)	(8,599)	-	
Title II, Part A Teacher & Principal Training	84.367A	S367A190029	67,374	07/01/23	09/30/24	(14,801)	50,801	(59,250)	(23,250)	-	
Title III, Part A English Language Acquisition	84.365A	S365A190030	25,000	07/01/23	09/30/24	(16,854)	41,854	(25,000)	-	-	
Title III, Part A Immigrant	84.365A	S365A190030	15,990	07/01/23	09/30/24	(10,760)	25,638	(14,878)	-	-	
						(27,614)	67,492	(39,878)	-	-	
Title IV, Student Support	84.424	S424A190031	21,801	07/01/23	09/30/24	-	21,801	(21,801)	-	-	
IDEA, Basic	84.027	H027A200100	364,292	07/01/23	09/30/24	(189,857)	495,369	(344,439)	(38,927)	-	
IDEA, Preschool	84.173	H173A200114	12,256	07/01/22	09/30/23	(12,256)	12,256	-	-	-	
IDEA Cluster						(202,113)	507,625	(344,439)	(38,927)	-	
CRRSA-ESSER II	84.425D	S425D200027	1,279,811	03/13/20	09/30/23	(420,892)	420,892	-	-	-	
CRRSA-ESSER II - Learning Acceleration	84.425D	S425D210027	82,131	03/13/20	09/30/23	-	-	-	-	-	
CRRSA-ESSER II - Mental Health	84.425D	S425D210028	45,000	03/13/20	09/30/23	-	-	-	-	-	
ARP-ESSER II	84.425U	S425D210028	2,876,292	03/13/20	09/30/24	(372,953)	1,970,573	(1,872,868)	(275,248)	-	
ARP-ESSER II - Learning Acceleration	84.425U	S425D210028	118,087	03/13/20	09/30/24	(25,532)	-	(73,894)	(99,426)	-	
ARP-ESSER II - Summer Enrichment	84.425U	S425D210028	40,000	03/13/20	09/30/24	-	-	(40,000)	(40,000)	-	
						(819,377)	2,391,465	(1,986,762)	(414,674)	-	
TOTAL U.S. DEPARTMENT OF EDUCATION						(1,281,872)	3,751,445	(2,955,023)	(485,450)	-	
TOTAL SPECIAL REVENUE FUND						(1,281,872)	3,751,445	(2,955,023)	(485,450)	-	

WEEHAWKEN TOWNSHIP SCHOOL DISTRICT
 SCHEDULE OF EXPENDITURES OF FEDERAL AWARDS
 FOR THE FISCAL YEAR ENDED JUNE 30, 2024

EXHIBIT K-3
 SCHEDULE A

FEDERAL GRANTOR/PASS THROUGH GRANTOR/PROGRAM TITLE	FEDERAL AL NUMBER	FEDERAL FAIN NUMBER	PROGRAM OR AWARD AMOUNT	GRANT PERIOD		BALANCE AT JUNE 30, 2023	CASH RECEIVED	BUDGETARY EXPENDITURES	BALANCE AT JUNE 30, 2024	
				FROM	TO	(ACCOUNTS RECEIVABLE)			(ACCOUNTS RECEIVABLE)	UNEARNED REVENUE
GENERAL FUND										
U.S. DEPARTMENT OF HEALTH AND HUMAN SERVICES										
PASSED-THROUGH STATE										
DEPARTMENT OF HUMAN SERVICES:										
Special Education Medicaid Initiative (SEMI)	93.778	2405NJ5MAP	\$ 49,892	07/01/23	06/30/24	\$ -	\$ 49,892	\$ (49,892)	\$ -	\$ -
TOTAL U.S. DEPARTMENT OF HEALTH AND HUMAN SERVICES						-	49,892	(49,892)	-	-
TOTAL GENERAL FUND						-	49,892	(49,892)	-	-
TOTAL FEDERAL AWARDS						\$ (1,296,655)	\$ 4,118,685	\$ (3,349,216)	\$ (531,694)	\$ 4,508

* Not available

Note: There were no expenditures passed through to subrecipients.

WEEHAWKEN TOWNSHIP SCHOOL DISTRICT
SCHEDULE OF EXPENDITURES OF STATE FINANCIAL ASSISTANCE
FOR THE FISCAL YEAR ENDED JUNE 30, 2024

EXHIBIT K-4
SCHEDULE B

STATE GRANTOR/PASS THROUGH GRANTOR/PROGRAM TITLE	GRANT OR STATE PROGRAM NUMBER	PROGRAM OR AWARD AMOUNT	GRANT PERIOD		BALANCE AT JUNE 30, 2023			BUDGETARY EXPENDITURES	BALANCE AT JUNE 30, 2024			MEMO CUMULATIVE TOTAL EXPENDITURES
			FROM	TO	(ACCOUNTS RECEIVABLE)	UNEARNED REVENUE	CASH RECEIVED		(ACCOUNTS RECEIVABLE)	UNEARNED REVENUE	BUDGETARY RECEIVABLE	
GENERAL FUND												
STATE DEPARTMENT OF EDUCATION												
Adjustment Aid	24-495-034-5120-085	\$ 349,639	07/01/23	06/30/24	\$ -	\$ -	\$ 349,639	\$ (349,639)	\$ -	\$ -	\$ 34,964	\$ (349,639)
Special Education Categorical Aid	24-495-034-5120-089	900,996	07/01/23	06/30/24	-	-	900,996	(900,996)	-	-	103,450	(900,996)
Security Aid	23-495-034-5120-084	351,824	07/01/23	06/30/24	-	-	351,824	(351,824)	-	-	-	(351,824)
State Aid Cluster					-	-	1,602,459	(1,602,459)	-	-	138,414	
Transportation Aid	24-495-034-5120-014	150,232	07/01/23	06/30/24	-	-	150,232	(150,232)	-	-	15,023	(150,232)
Maintenance of Equity Aid	23-495-034-5120-128	721,196	07/01/22	06/30/23	(721,196)	-	721,196	-	-	-	-	(721,196)
Extraordinary Aid	24-495-034-5120-044	526,788	07/01/23	06/30/24	-	-	-	(526,788)	(526,788)	-	-	(526,788)
Extraordinary Aid	23-495-034-5120-044	767,969	07/01/22	06/30/23	(767,969)	-	767,969	-	-	-	-	(1,072,177)
On-behalf TPAF Post-Retirement Medical Contributions	24-495-034-5094-001	1,138,759	07/01/23	06/30/24	-	-	1,138,759	(1,138,759)	-	-	-	(1,138,759)
On-behalf TPAF Pension Contribution	24-495-034-5094-002	4,184,101	07/01/23	06/30/24	-	-	4,184,101	(4,184,101)	-	-	-	(4,184,101)
On-behalf TPAF Long Term Disability Insurance	24-495-034-5094-004	2,664	07/01/23	06/30/24	-	-	2,664	(2,664)	-	-	-	(2,664)
Reimbursed TPAF Social Security Contributions	24-495-034-5095-003	862,898	07/01/23	06/30/24	-	-	725,927	(862,898)	(136,971)	-	-	(862,898)
Reimbursed TPAF Social Security Contributions	23-495-034-5095-003	850,730	07/01/22	06/30/23	(84,249)	-	84,249	-	-	-	-	(850,730)
TOTAL GENERAL FUND					(1,573,414)	-	9,377,556	(8,467,901)	(663,759)	-	153,437	
SPECIAL REVENUE FUND												
STATE DEPARTMENT OF EDUCATION												
Preschool Education Aid	24-100-034-5120-064	551,400	07/01/23	06/30/24	-	-	551,400	(536,766)	-	14,634	50,140	(536,766)
SDA Emergent Needs	*	58,382	07/01/23	06/30/24	-	-	58,382	(58,382)	-	-	-	(58,382)
Electronic School Bus	*	345,033	07/01/23	06/30/24	-	-	-	(345,033)	(345,033)	-	-	(345,033)
STATE DEPARTMENT OF HEALTH passed through County OF Hudson Department of Human Services												
NJEIF Safety Grant Program	*	9,908	07/01/21	06/30/22	-	113	-	-	-	113	-	-
TOTAL SPECIAL REVENUE FUND					-	113	609,782	(940,181)	(345,033)	14,747	50,140	
ENTERPRISE FUND												
STATE DEPARTMENT OF AGRICULTURE												
State School Breakfast Program	24-100-010-3350-023	110	07/01/23	06/30/24	-	-	90	(110)	(20)	-	-	(110)
State School Breakfast Program	23-100-010-3350-023	375	07/01/22	06/30/23	(13)	-	13	-	-	-	-	(375)
State School Breakfast NJEIE Program	24-100-010-3350-023	78	07/01/23	06/30/24	-	-	68	(78)	(10)	-	-	(78)
State School Lunch Program	24-100-010-3350-023	8,340	07/01/23	06/30/24	-	-	6,795	(8,340)	(1,545)	-	-	(8,340)
State School Lunch Program	23-100-010-3350-023	9,061	07/01/22	06/30/23	(512)	-	512	-	-	-	-	(9,061)
State School Lunch NJEIE Program	24-100-010-3350-023	2,187	07/01/23	06/30/24	-	-	1,733	(2,187)	(454)	-	-	(2,187)
TOTAL ENTERPRISE FUND					(525)	-	9,211	(10,715)	(2,029)	-	-	
DEBT SERVICE FUND												
Debt Service Aid	23-100-034-5120-017	523,566	07/01/22	06/30/23	-	-	523,566	(523,566)	-	-	-	(523,566)
TOTAL STATE FINANCIAL ASSISTANCE					\$ (1,573,939)	\$ 113	\$ 10,520,115	(9,942,363)	\$ (1,010,821)	\$ 14,747	\$ 203,577	
LESS:												
On-behalf TPAF Post-Retirement Medical Contributions	24-495-034-5094-001	1,138,759	07/01/23	06/30/24				1,138,759				
On-behalf TPAF Pension Contribution	24-495-034-5094-002	4,184,101	07/01/23	06/30/24				4,184,101				
On-behalf TPAF Long Term Disability Insurance	24-495-034-5094-004	2,664	07/01/23	06/30/24				2,664				
TOTAL STATE FINANCIAL ASSISTANCE SUBJECT TO SINGLE AUDIT								\$ (4,616,839)				

* Not available

The accompanying Notes to Schedules of Awards and Financial Assistance are an integral part of this schedule.

NOTE 1. GENERAL

The accompanying Schedules of Expenditures of Federal Awards and State Financial Assistance include federal and state award activity of the Weehawken Township School District (the “District”). The District is defined in Note 1 to the District’s basic financial statements. All federal awards and state awards received directly from federal and state agencies, as well as federal awards and state financial assistance passed through other government agencies, are included on the Schedule of Expenditures of Federal Awards and State Financial Assistance.

NOTE 2. BASIS OF ACCOUNTING

The accompanying Schedules of Expenditures of Awards and Financial Assistance are presented on the budgetary basis of accounting with the exception of programs recorded in the Food Service Fund, which are presented using the accrual basis of accounting. These bases of accounting are described in Note 1 to the District’s basic financial statements. The information in this schedule is presented in accordance with the requirements of Title 2 U.S. *Code of Federal Regulations* Part 200, *Uniform Administrative Requirements, Cost Principles, and Audit Requirements for Federal Awards* (Uniform Guidance). Therefore, some amounts presented in this schedule may differ from amounts presented in, or used in the preparation of, the basic financial statements.

NOTE 3. INDIRECT COST RATE

The District has elected not to use the 10 percent de minimis indirect cost rate as allowed under the Uniform Guidance.

NOTE 4. EXPENDITURES PASSED THROUGH TO SUBRECIPIENTS

The District did not pass through any expenditures of federal awards to subrecipients.

NOTE 5. RELATIONSHIP TO BASIC FINANCIAL STATEMENTS

The basic financial statements present the General Fund and Special Revenue Fund on a GAAP basis. Budgetary comparison statements or schedules (RSI) are presented for the General Fund and Special Revenue Fund to demonstrate finance-related legal compliance in which certain revenue is permitted by law or grant agreement to be recognized in the audit year, whereas for GAAP reporting, revenue is not recognized until the subsequent year or when expenditures have been made.

The General Fund is presented in the accompanying schedules on the modified accrual basis with the exception of the revenue recognition of the last state aid payment in the current budget year, which is mandated pursuant to N.J.S.A. 18A:22-44.2. For GAAP purposes that payment is not recognized until the subsequent budget year due to the state deferral and recording of the last state aid payment in the subsequent year. The Special Revenue Fund is presented in the accompanying schedules on the grant accounting budgetary basis which recognizes encumbrances as expenditures and also recognizes the related revenues, whereas the GAAP basis does not. The Special Revenue Fund also recognizes the last State aid payment in the current budget year, consistent with N.J.S.A. 18A:22-44.2.

The net adjustment to reconcile from the budgetary basis to the GAAP basis is \$41,864 for the General Fund, \$347,556 for the Special Revenue Fund. See Note 1 (the Notes to Required Supplementary Information) for a reconciliation of the budgetary basis to the modified accrual basis of accounting for the General and Special Revenue Funds. Awards and financial assistance revenues are reported in the District’s basic financial statements on a GAAP basis as follows:

	Federal	State	Total
General Fund	\$ 49,892	\$ 8,509,765	\$ 8,559,657
Special Revenue Fund	3,000,080	547,568	3,547,648
Food Service Fund	327,964	8,450	336,414
Total Awards and Financial Assistance	<u>\$ 3,377,936</u>	<u>\$ 9,065,783</u>	<u>\$ 12,443,719</u>

NOTE 6. RELATIONSHIP TO FEDERAL AND STATE FINANCIAL REPORTS

Amounts reported in the accompanying schedules agree with the amounts reported in the related federal and state financial reports.

NOTE 7. OTHER

Revenues and expenditures reported under the Food Distribution Program represent current year value received and current year distributions, respectively. The amount of \$4,184,101 reported as TPAF Pension Contributions, \$2,664 reported as TPAF Long-Term Disability Insurance, and \$1,138,759 reported as TPAF Post-Retirement Medical Contributions represent the amounts paid by the State on behalf of the District for the year ended June 30, 2024. TPAF Social Security Contributions in the amount of \$862,898 represent the amount reimbursed by the State for the employer's share of Social Security Contributions for TPAF members for the year ended June 30, 2024.

NOTE 8. ON-BEHALF PROGRAMS NOT SUBJECT TO STATE SINGLE AUDIT

On-behalf expenditures for the District by the State are not subject to a State single audit and, therefore, are excluded from major program determination. The Schedule of State Financial Assistance provides a reconciliation of State financial assistance reported in the District's basic financial statements and the amount subject to the State single audit and major program determination.

Section 1 - Summary of Auditors' Results

FINANCIAL STATEMENT SECTION

- A) Type of Auditors Report Issued: Unmodified
- B) Internal Control over Financial Reporting:
- 1) Material weakness(es) identified? Yes ✓ No
 - 2) Significant deficiency(ies) identified? Yes ✓ None reported
- C) Noncompliance material to basic financial statements noted? Yes ✓ No

FEDERAL AWARDS SECTION

- D) Internal Control over major programs:
- 1) Material weakness(es) identified? Yes ✓ No
 - 2) Significant deficiency(ies) identified? Yes ✓ None reported
- E) Type of auditor's report on compliance for major program Unmodified
- F) Any audit findings disclosed that are required to be reported in accordance with 2 CFR 200 section .516(a) of ? Yes ✓ No
- G) Identification of major programs:

<u>FAL Number(s)</u>	<u>FEIN Number(s)</u>	<u>Name of Federal Program or Cluster</u>
<u>84.010A</u>	<u>S010A190030</u>	<u>Title I, Part A Basic</u>
<u>84.027</u>	<u>H027A200100</u>	<u>IDEA, Basic</u>

- H) Dollar threshold used to distinguish between Type A and Type B Programs. \$750,000
- I) Auditee qualified as low-risk auditee? ✓ Yes No

Section II - Financial Statement Findings

(This section identifies the significant deficiencies, material weaknesses, fraud, illegal acts, violations of provisions of contracts and grant agreements, and abuse related to the financial statements for which Government Auditing Standards requires reporting.)

No matters were reported

Section III - Federal Awards and State Financial Assistance Findings

(This section identifies audit findings required to be reported by 2 CFR 200 Section .516 of the *Uniform Administrative Requirements, Cost Principles, and Audit Requirements for Federal Awards*, and New Jersey OMB Circular Letter 15-08, as applicable.)

FEDERAL AWARDS

No matters were reported.

STATE FINANCIAL ASSISTANCE

No matters were reported.

**WEEHAWKEN TOWNSHIP SCHOOL DISTRICT
SUMMARY SCHEDULE OF PRIOR AUDIT FINDINGS
AND QUESTIONED COSTS AS PREPARED BY MANAGEMENT
FOR THE FISCAL YEAR ENDED JUNE 30, 2024**

EXHIBIT K-7

(This section identifies the status of prior year findings related to the basic financial statements and federal and state awards that are required to be reported in accordance with Chapter 6.12 of *Government Auditing Standards*, U.S. OMB *Uniform Administrative Requirements, Cost Principles, and Audit Requirements for Federal Awards*. (§.511 (a)(b)) and New Jersey OMB's Circular 15-08, as applicable.)

STATUS OF PRIOR YEAR FINDINGS

FINANCIAL STATEMENTS

No matters were reported in prior year.

FEDERAL AWARDS

No matters were reported in prior year.

STATE FINANCIAL ASSISTANCE

No matters were reported in prior year.