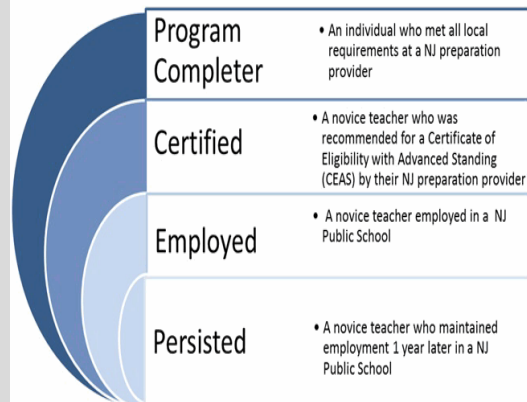


Felician University Report

The goal of this report is to share the available state data on novice teachers that this Educator Preparation Provider (EPP) recommended for certification. The visual to the right describes the categories of information based upon data available. To create the report, the New Jersey Department of Education has synthesized data from multiple sources: NJSmart, TCIS, NJSure and other state data collections. The base of the report is a **1 year cohort of teachers who were certified in 2014-2015 with a CEAS and/or employed in the 2016-2017 school year (SY) in a New Jersey public school as of October 15, 2016.** Throughout the report, the graphics and tables reference their data source with a 1, 2, 3, or 4. For additional details see further explanation on the last page.



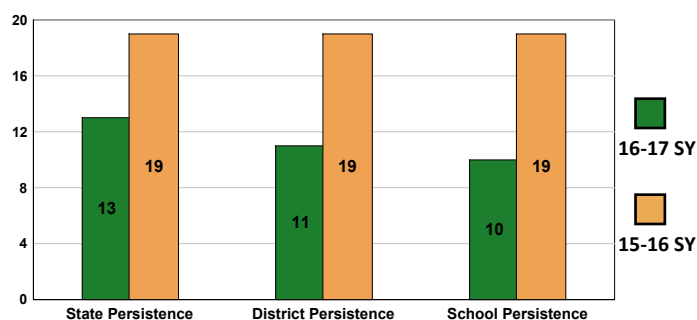
Hire Rate (1,2)

	2017		CEAS Statewide
Employed certified completer in 16-17 SY	23	58 %	65 %
CEAS certified completer in 14-15 SY	40		

	2016		CEAS Statewide
Employed certified completer in 15-16 SY	25	64 %	64 %
CEAS certified completer in 13-14 SY	39		

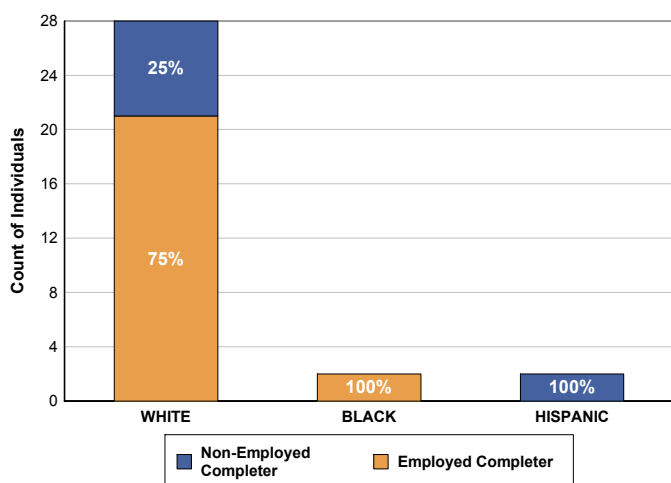
*The 1 year persistence count for the 16-17 SY is derived from the 14-15 SY certified completers

*Persistence (2)

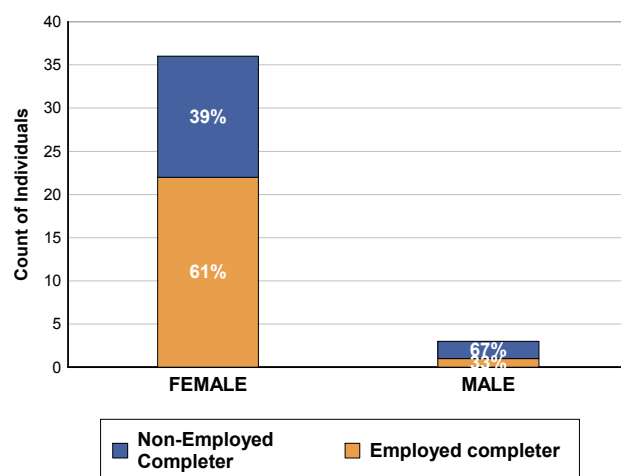


Persistence	Percent
Persisted In State in 16-17	68.4%
Persisted In District in 16-17	57.9 %
Persisted In School in 16-17	52.6 %


Race (2,3)



Gender (2,3)



1 TCIS
 2 NJSMArt
 3 NJSURE
 4 Non-submitter to NJSURE



Novice New Jersey Public School Teachers Profile

The following tables capture information about where this EPP's New Jersey public school employed completers were hired as of October 15, 2016. The 'School Classification' table refers to our reward and priority schools. The 'Classroom Assignment: Teacher Shortage' table refers to individuals who obtained an endorsement in a teacher shortage area and are employed in a teacher shortage position. 'District Factor Group (DFG)' refers to the grouping of similar districts by socio-economic level. 'Compensation' refers to the average of all starting salaries of this EPP's public school employed completers by region.

School Classification (2)

	Employed as of October 15, 2016	Percentage Employed as teachers	Percentage Employed Statewide
Priority Schools	0	0 %	2 %
Focus Schools	0	0 %	8 %
Reward Schools	0	0 %	0 %
Not Classified	23	100 %	89 %

Classroom Assignment: Teacher Shortage Area (1,2)

	Individuals obtaining NJ CEAS	Employed as of October 15, 2016	Employed in Teacher Shortage Area
Teacher Shortage Area	24	16	8
Non-Teacher Shortage Area	16	7	

Both the School Classification Table and DFG table, may include multiple locations of employment.


District Factor Group (DFG) (2)

	Employed as of October 15, 2016	Percentage Employed as teachers	Percentage Employed Statewide
A	1	6%	18%
B	3	18%	12%
CD	2	12%	9%
DE	2	12%	12%
FG	4	24%	10%
GH	2	12%	15%
I	2	12%	18%
J	1	6%	4%
Vocational	0	0%	1%

Compensation (2)

	Median Salary	Number of Teachers
All Employed teachers in North region	\$ 47,430	17
All Employed teachers in Central region	\$ 54,916	1
All Employed teachers in South region	\$ 50,024	2

1 TCIS
 2 NJSMAST
 3 NJSURE
 4 Non-submitter to NJSURE



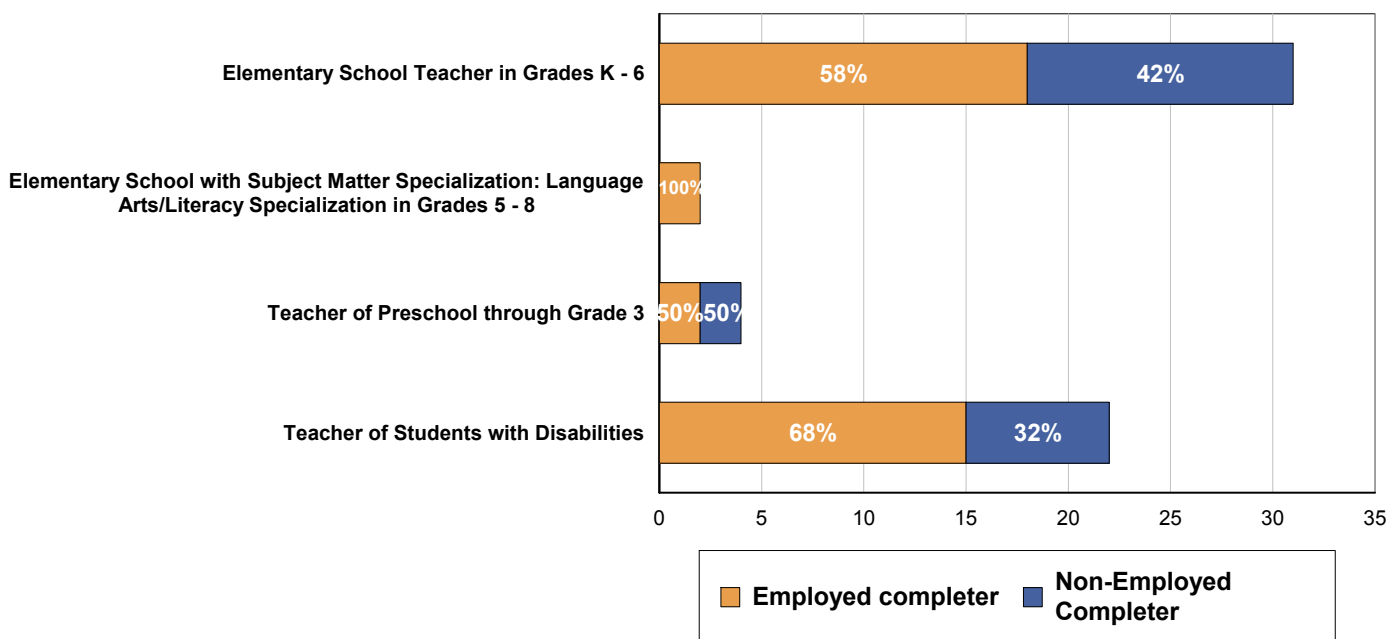
Novice New Jersey Public School Teachers Profile, cont'd

The following tables capture information about this EPP's certified completers. The 'Number of Endorsements' table shows the hire rates for completers with multiple endorsements. The 'Cumulative GPA' is the median GPA for all certified completers from an EPP. The 'EPP's Largest Programs' is a chart capturing the most prevalent endorsements earned by certified completers within this EPP and their hire rate.


Number Of Endorsements Obtained and Employment (1,2)			
	Individuals obtaining NJ CEAS	Employed as of October 15th, 2016	Percent employed as teachers
One Endorsement	18	8	44%
Two Endorsements	20	13	65%
Three or More Endorsements	2	2	100%

Cummulative GPA (4)	
	Individuals obtaining NJ CEAS
Median GPA	

EPP's 5 Largest Programs (1,2)



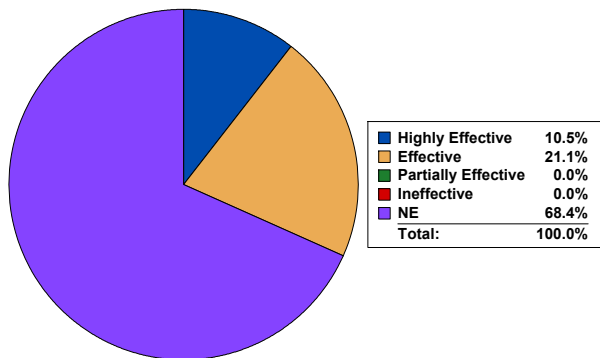
1 TCIS
 2 NJSMART
 3 NJSURE
 4 Non-submitter to NJSURE



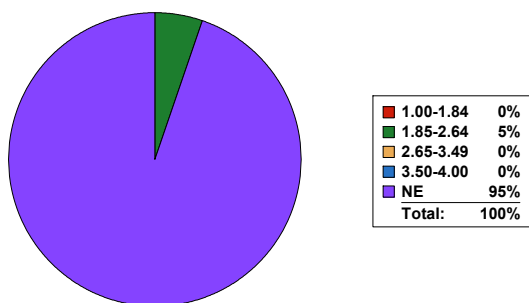
Novice New Jersey Public School Teachers Profile, cont'd

The charts and tables below capture **AchieveNJ** evaluation data for this EPP's 14-15 certified completers **employed and evaluated in a New Jersey Public School during the 15-16 SY**. The 'Evaluation' chart and table represents this EPP's employed completer's available summative evaluation rating. 'NE' means not evaluated. For further description about the evaluation tables, please see the last page.

Evaluation (2)



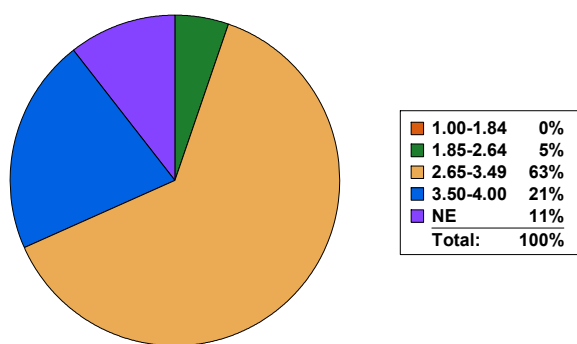
Evaluation : Teacher SGP Score (2)



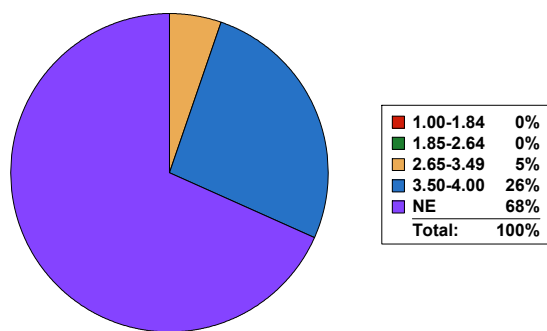
Summative Rating	Individuals evaluated in 15-16 SY
Highly Effective	2.00
Effective	4.00
Partially Effective	0.00
Ineffective	0.00
NE	13.00

Summative Score	Individuals evaluated in 15-16 SY
1.00-1.84	0.00
1.85-2.64	1.00
2.65-3.49	0.00
3.50-4.00	0.00
NE	18.00

Evaluation : Teacher Practice Score (2)




Evaluation : Teacher SGO Score (2)



Summative Score	Individuals evaluated in 15-16 SY
1.00-1.84	0.00
1.85-2.64	1.00
2.65-3.49	12.00
3.50-4.00	4.00
NE	2.00

Summative Score	Individuals evaluated in 15-16 SY
1.00-1.84	0.00
1.85-2.64	0.00
2.65-3.49	1.00
3.50-4.00	5.00
NE	13.00

1 TCIS
 2 NJSMART
 3 NJSURE
 4 Non-submitter to NJSURE




Novice New Jersey Public School Teachers Profile, cont'd

The tables on the remaining pages capture additional certification information about this EPP's certified completers and where applicable, employment data for those individuals that were hired as of October 15, 2016. The Praxis II table has a suppression of 10. If there are multiple tests listed, one is the old test (previous version) and one is the new test (current version).

Praxis II Results: Average Scaled Score (1)			
Praxis II Test	Test Cut Score	EPP Average Scaled Score	State Average Scaled Score
Elementary Education: Multiple Subjects Reading Language Arts Subtest (old)	165	176	177
Elementary Education: Multiple Subjects Mathematics (old)	164	174	174
Elementary Education: Content Knowledge	141	153	157
Elementary Education: Multiple Subjects Social Studies Subtest (new)	155	165	166
Elementary Education: Multiple Subjects Science Subtest (new)	159	168	170

1 TCIS
 2 NJSMART
 3 NJSURE
 4 Non-submitter to NJSURE




Certification Endorsement Area and Employment (1,2)			
	Individuals obtaining NJ CEAS	Employed as of October 15th, 2016	Percent employed as teachers
Elementary School Teacher with Mathematics Specialization: in Grades 5 - 8	1	1	100%
Elementary School with Subject Matter Specialization: Language Arts/Literacy Specialization in Grades 5 - 8	2	2	100%
Elementary School with Subject Matter Specialization: Social Studies in Grades 5 - 8	1	1	100%
Teacher of Mathematics	1	1	100%
Teacher of Students with Disabilities	22	15	68%
Elementary School Teacher in Grades K - 6	31	18	58%
Teacher of Preschool through Grade 3	4	2	50%
Teacher of Biological Science	1	0	0%
Teacher of English	1	0	0%

Transfer Student (4)			
	Individuals obtaining NJ CEAS	Employed as of October 15, 2016	Percent employed as teachers
Reported as transferred			%

State of Residence, Certification (4)			
	Individuals obtaining NJ CEAS	Employed as of October 15, 2016	Percent employed as teachers
Reported as Out of State while enrolled in program			%

1 TCIS
 2 NJSMART
 3 NJSURE
 4 Non-submitter to NJSURE



Area of Study (4)			
	Individuals obtaining NJ CEAS	Employed as of October 15th, 2016	Percent employed as teachers
			%

Classroom Assignment: Content Area (1,2)		
	Employed as of October 15th, 2016	Percent employed as teachers
Elementary Generalist	8	42 %
Early Childhood Education(PK-K)	1	5 %
English Language and Literacy	1	5 %
Special Ed	8	42 %
Math	1	5 %

Data Source Notes: Certification data is submitted to the NJ Department of Education (NJDOE) by EPPs or individual candidates via the Teacher Certification Information System (TCIS) and is verified by the EPPs prior to publication of the EPP Performance Reports. Employment data is submitted to the NJDOE by school districts and gathered from New Jersey’s student- and staff-level Standards Measurement and Resource for Teaching data system (NJSMArt) data. Higher Education data is submitted to the NJDOE by Institutions of Higher Education and collected from the Office of the Secretary of Higher Education’s Student Unit Record system (NJSURE). Not all Institutions of Higher Education are required to submit data to the NJSURE database. Non-submitters have been noted accordingly. For compensation data, North Region includes: Bergen, Essex, Hudson, Morris, Passaic, Sussex, and Warren Counties. Central Region includes: Hunterdon, Mercer, Middlesex, Monmouth, Somerset, and Union Counties. South Region includes: Atlantic, Burlington, Camden, Cape May, Cumberland, Gloucester, Ocean, and Salem Counties. The areas considered DFG A and geographic shortage areas are: Asbury Park City, Atlantic City, Bridgeton City, Buena Regional, Camden City, City Of Orange Twp, Commercial Twp, Dover Town, Downe Twp, East Newark Boro, East Orange, Egg Harbor City, Elizabeth City, Fairfield Twp, Fairview Boro, Irvington Township, Keansburg Boro, Lawrence Twp, Millville City, New Brunswick City, Newark City, North Wildwood City, Passaic City, Paterson City, Paulsboro Boro, Penns Grove-Carney’s Pt Regional, Perth Amboy City, Pleasantville City, Quinton Twp, Salem City, Seaside Heights Boro, Trenton City, Union City, Vineland City, Washington Twp, Wildwood City, and Woodbine Boro. Suppression rules have been applied to Praxis II data. For the evaluation data, the ‘Teacher Student Growth Percentile (SGP) Score’ chart and table represents this EPP’s employed completer’s available SGP scores for teachers that were teaching in tested grades and subjects. ‘Teacher Practice Score’ chart and table represents this cohort’s employed completer’s available scores from local observations. The ‘Teacher Student Growth Objective (SGO) Score’ chart and table shows this cohort’s employed completer’s available SGO scores. Any questions or inquiries regarding the information contained in this report, please email rpr@doe.state.nj.us

1 TCIS
 2 NJSMArt
 3 NJSURE
 4 Non-submitter to NJSURE