



# New Jersey Department of Education



## 2021-2022 School Performance Reports and Graduation Data Release

Office of Performance Management

Division of Educational Services

April 5, 2023





# Agenda

---



- School Performance Reports
- 2022 Graduation Rates
- Release of 2021-2022 School Performance Reports and Graduation data

# School Performance Reports



The School Performance Reports can be used as a tool to help evaluate whether all students have equitable access to a high-quality education. Use these reports to:

- **Learn more** about a school or district
- **Start conversations** with school community members
- **Engage** with your school communities to identify where schools are doing well and where they can improve



# Data Availability in the 2021-2022 Reports



- All data that was reported prior to the pandemic, such as assessment and accountability data will be available again in the 2021-2022 reports, except for student growth data.
- Student growth percentiles (SGPs) have not been calculated since 2018-2019 due to the cancellation of the New Jersey Student Learning Assessment (NJSLA) in both spring 2020 and 2021. The NJDOE expects to resume reporting on student growth in for the 2022-2023 school year.
- The 2021-2022 reports will link to alternate growth data used for school accountability and federal reporting purposes.

# Available Data



- The 2021-2022 reports include a wide variety of data:

Data Included	
Student enrollment and demographics	Apprenticeship
Statewide assessment participation and performance	Chronic Absenteeism
DLM and ACCESS for ELLs assessment participation	Discipline and incident data
PSAT, SAT, and ACT participation/performance	School day information
AP/IB course and test information	Device ratios
Dual enrollment participation	Teacher/administrator experience, retention, demographics
Course participation	Staff counts and staff to student ratios
Career and Technical Education (CTE) information	Teachers by subject area
Seal of Biliteracy	School-level per-pupil expenditures
Graduation rates and pathways	Schools identified for comprehensive/targeted support
Dropout rates	District and school narratives
Postsecondary enrollment	Accountability scores and identification/exit status





# COVID-19 Impacts on 2021-2022 data

---



- While some data has returned to pre-pandemic levels, other data elements continue to be impacted by the COVID-19 pandemic.
- Many of the trends we see in New Jersey align with national trends.



# ESSA Assessment Requirements



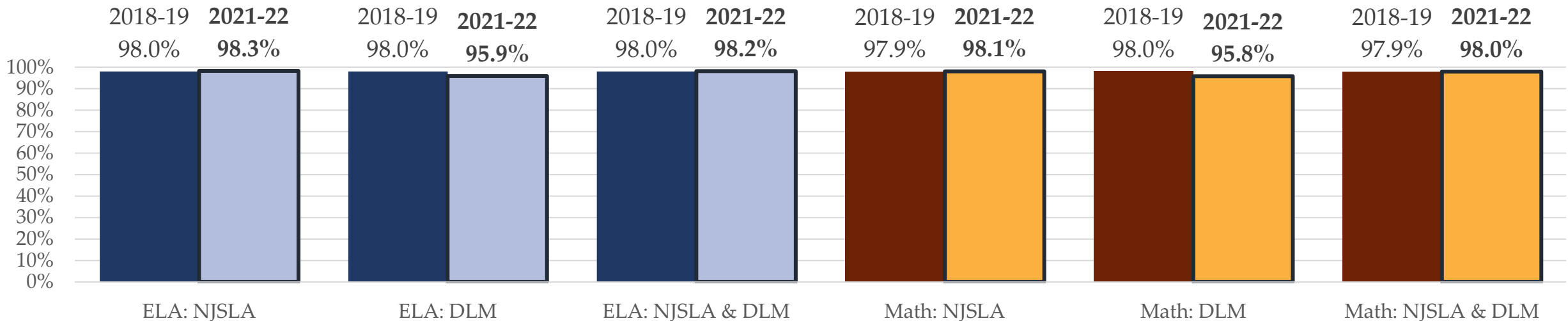
- Under the federal Every Student Succeeds Act (ESSA), states are required to assess students each year in grades 3-8 and once in high school.
- This requirement is met by students taking either the New Jersey Student Learning Assessment (NJSLA) or the Dynamic Learning Maps (DLM) assessment.
- States are required to test at least 95% of all students and report out on the performance of at least 95% of all students.
- The School Performance Reports include overall participation and proficiency rates that combine data across all grades and both the NJSLA and DLM assessments to meet ESSA reporting requirements.

# Statewide Assessment Participation



- New Jersey met the 95% participation requirement for the 2021-2022 school year.
- Annually, about one percent of testers each year take the DLM assessment and the remaining 99% take the NJSLA.

Participation Rates on Statewide Assessments





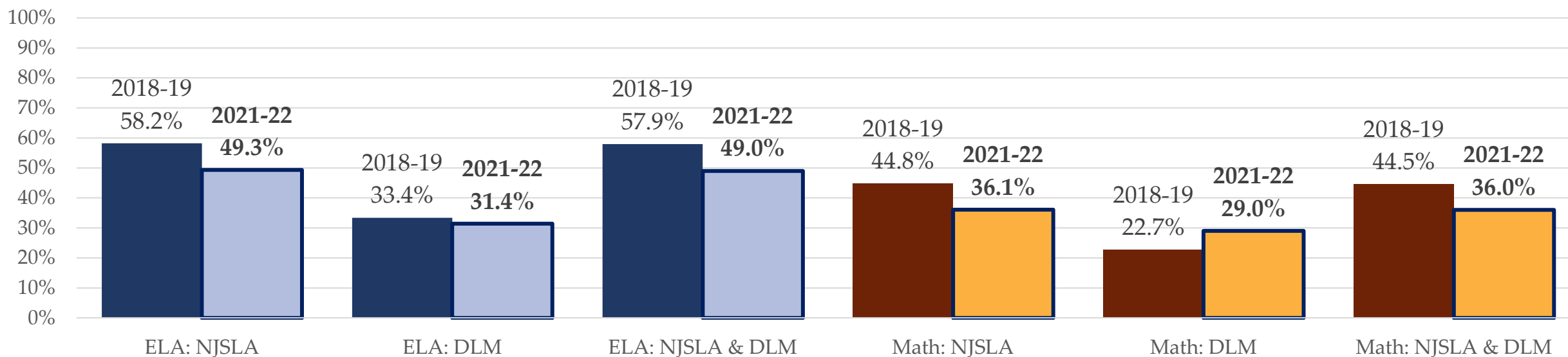


# Statewide Assessment Performance



- The schoolwide proficiency rates in the performance reports show the percentage of students scoring at Level 4 or 5 on the NJSLA assessment and Level 3 or 4 on the DLM assessment.

Percentage of Students Meeting or Exceeding Expectations

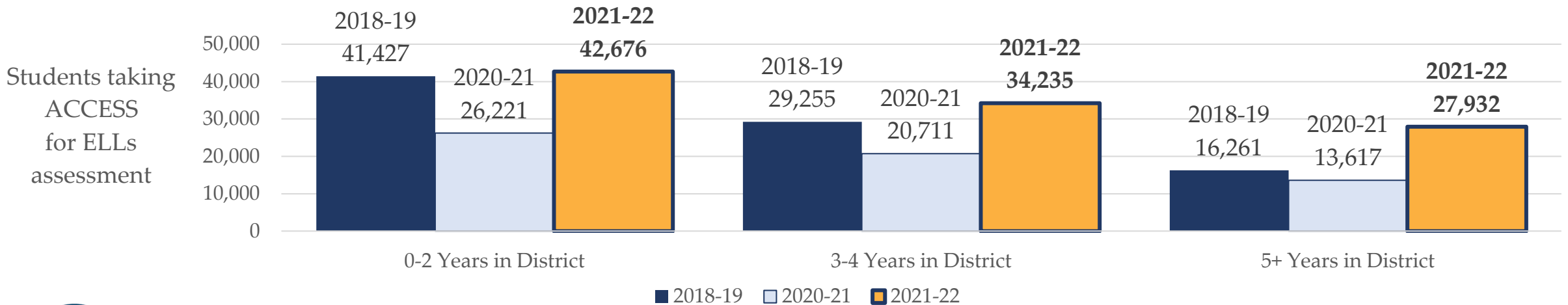




# ACCESS for ELLs Participation



- The number of students taking the ACCESS for ELLs assessment in 2021-2022 increased, especially among students who have been in their districts for three or more years.
- The increases may be due to students needing additional time in their program due to pandemic disruptions and increases in the number of newcomers, refugees, and students with interrupted formal education.
- Additionally, as the state promotes language programs that center primary language as a bridge to English language proficiency, students may stay in programs longer.



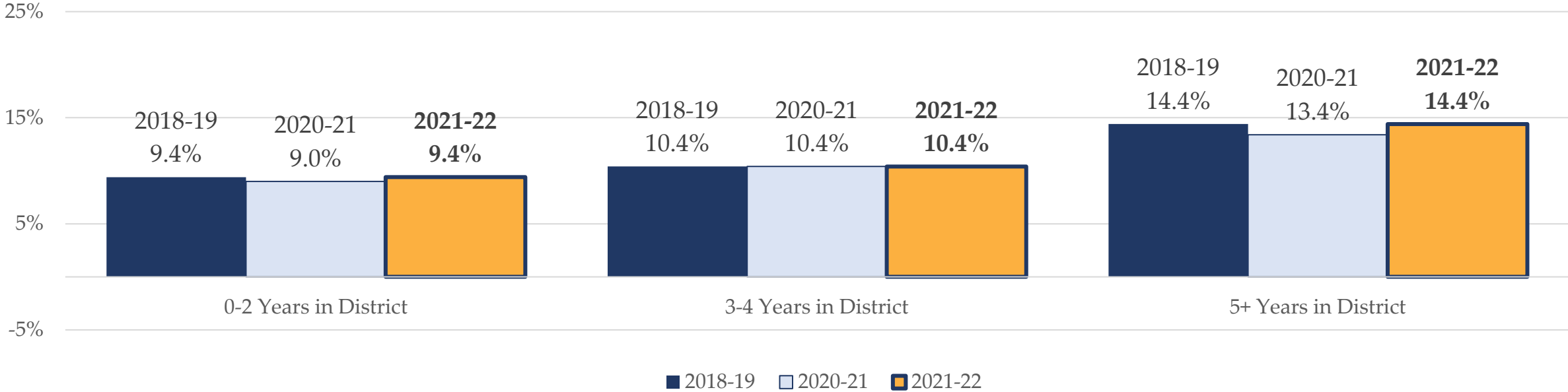


# ACCESS for ELLs Performance



- Students must earn an overall score of 4.5 or higher on the ACCESS for ELLs assessment to be considered for proficient status.

% of Students with Overall Score of 4.5 or above on ACCESS for ELLs



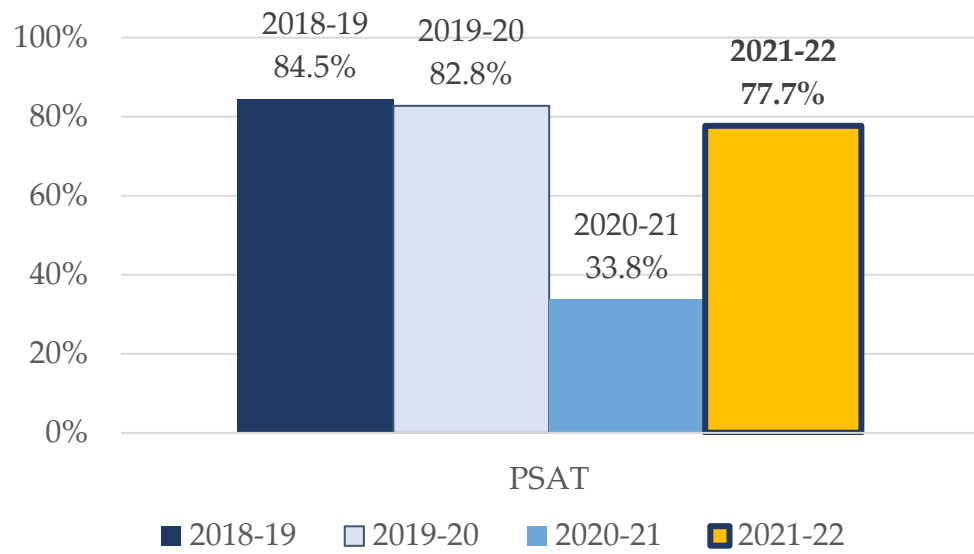


# PSAT, SAT, and ACT Participation

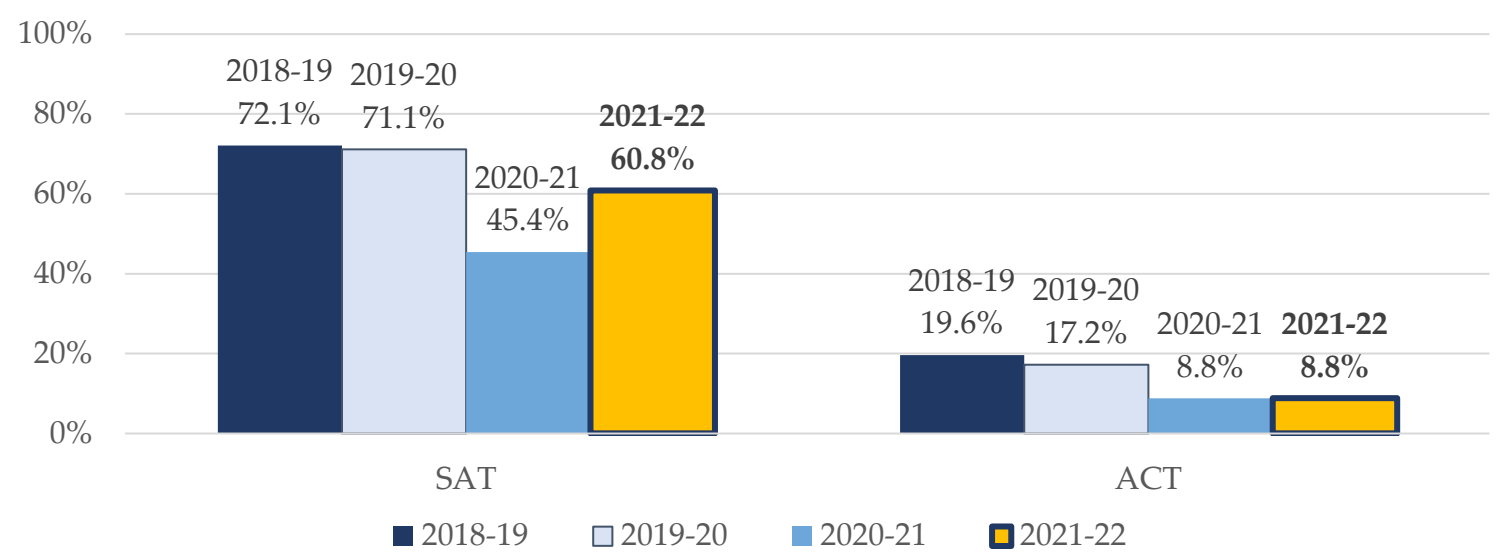


- Participation rates in New Jersey and nationwide dropped in 2020-21 due to the cancellations of test administrations and limited capacity at testing centers.
- Nationwide, many colleges and universities no longer require these tests for admission. This started prior to the pandemic, but numbers increased starting in 2020.

10<sup>th</sup> and 11<sup>th</sup> graders taking PSAT by year



12<sup>th</sup> graders who took SAT and ACT in high school



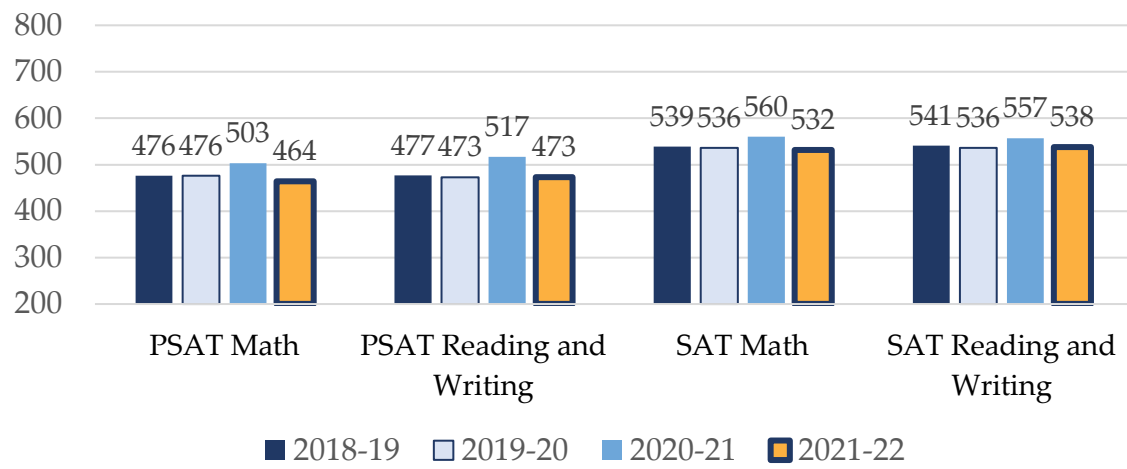


# PSAT, SAT, and ACT Performance

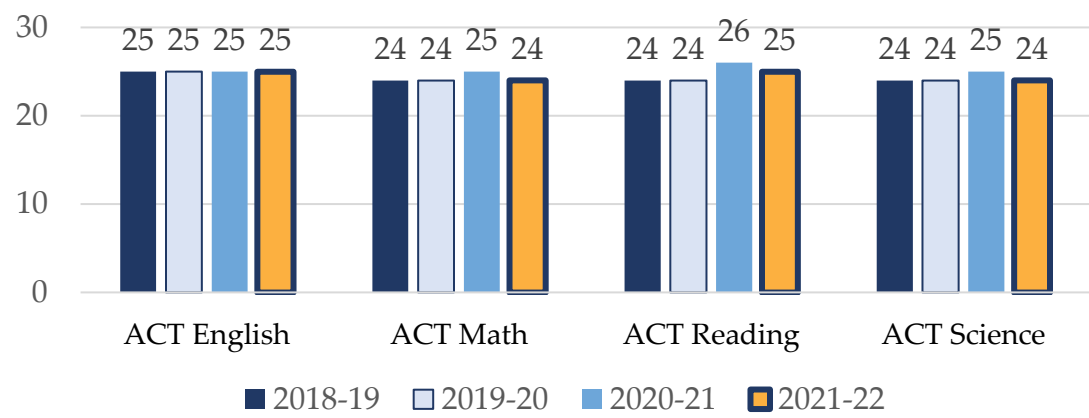


- Average scores on all tests, both in New Jersey and nationwide, temporarily increased in 2020-21 because a smaller, more highly-motivated population of students took the test.
- New Jersey students have higher mean scores on the SAT than the national average.

### PSAT and SAT Average Scores



### ACT Average Scores

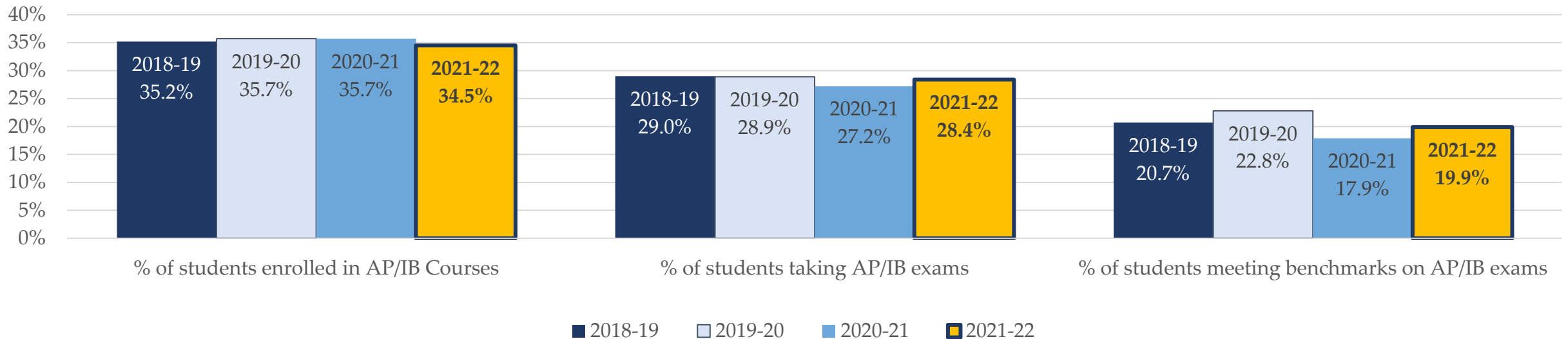


# AP and IB Exam Performance



- Participation in Advanced Placement (AP) and International Baccalaureate (IB) courses has remained relatively consistent since 2018-2019.
- Nationally, the number of students taking AP exams dropped in 2019-2020 and again in 2020-2021.

AP/IB Participation and Performance



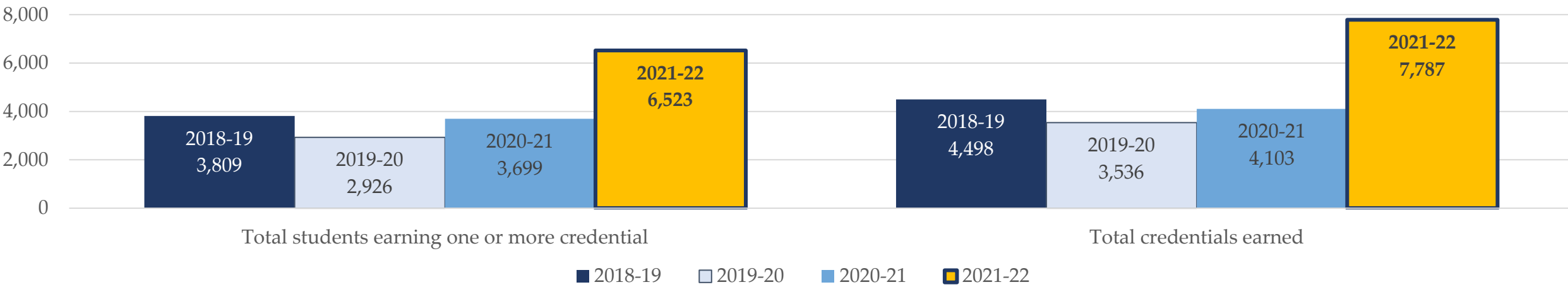


# Industry-Valued Credentials



- An industry-valued credential is a recognized degree, diploma, certificate or certification awarded for an occupation.
- A Perkins V State Plan requirement is that all CTE programs must end in an industry-valued credential, college credit, or apprenticeship. Over the last year, many districts have used Perkins funds to align their curriculum with this requirement and offer credentials.

Industry-Valued Credentials




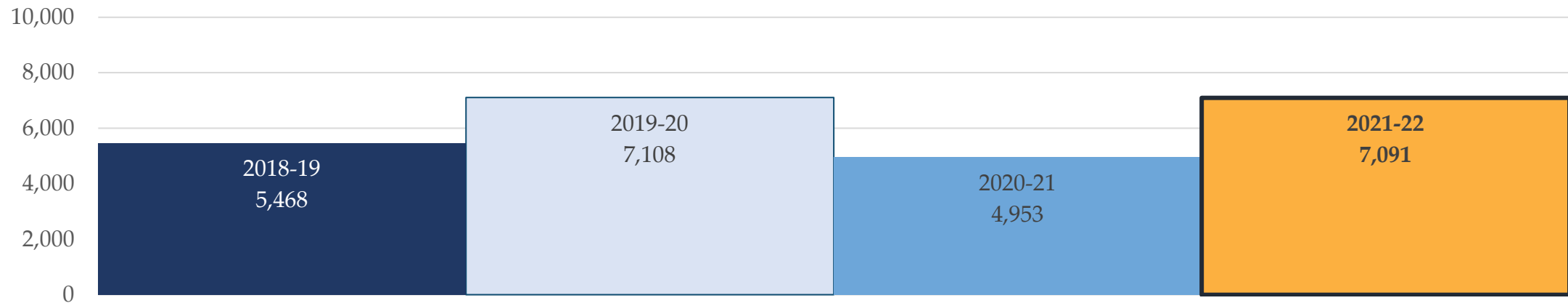


# Seal of Biliteracy



- The New Jersey Seal of Biliteracy recognizes graduating students who have demonstrated proficiency in at least one language in addition to English.
- Students must take the world language assessments between January of their junior year and February of their senior year.
- 2020 graduates would have completed testing by February 2020, but 2021 graduates had limited access to world language assessments in 2020.

Seals of Biliteracy Earned




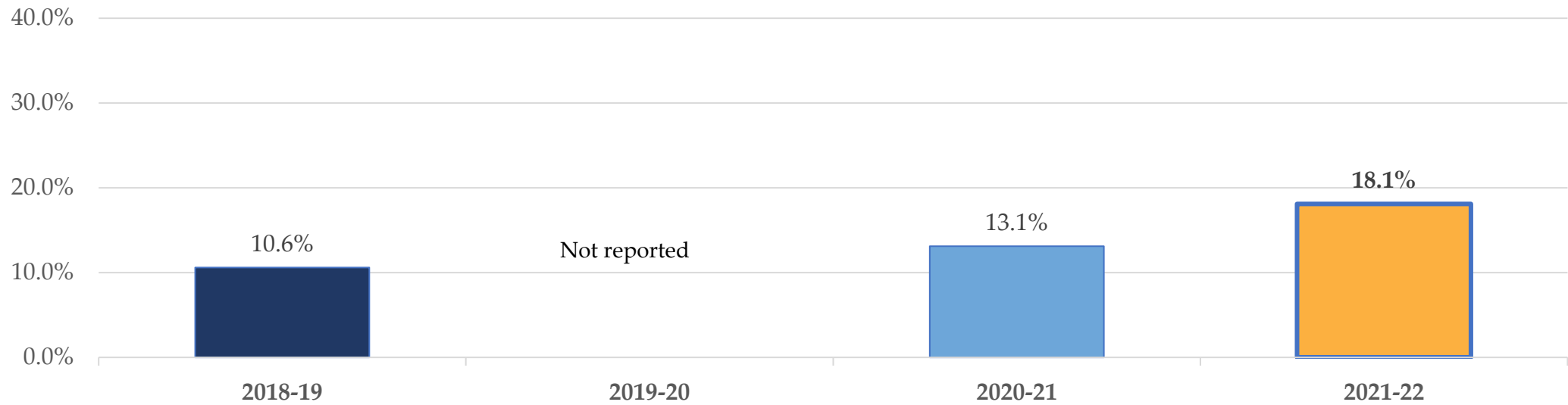


# Chronic Absenteeism Rates



- Increases in 2021-2022 chronic absenteeism rates may have been due to more students staying home in the event of sickness or exposure to COVID-19.
- Attendance Works estimates that chronic absenteeism rates nationally may have doubled in 2021-2022 compared to before the pandemic.

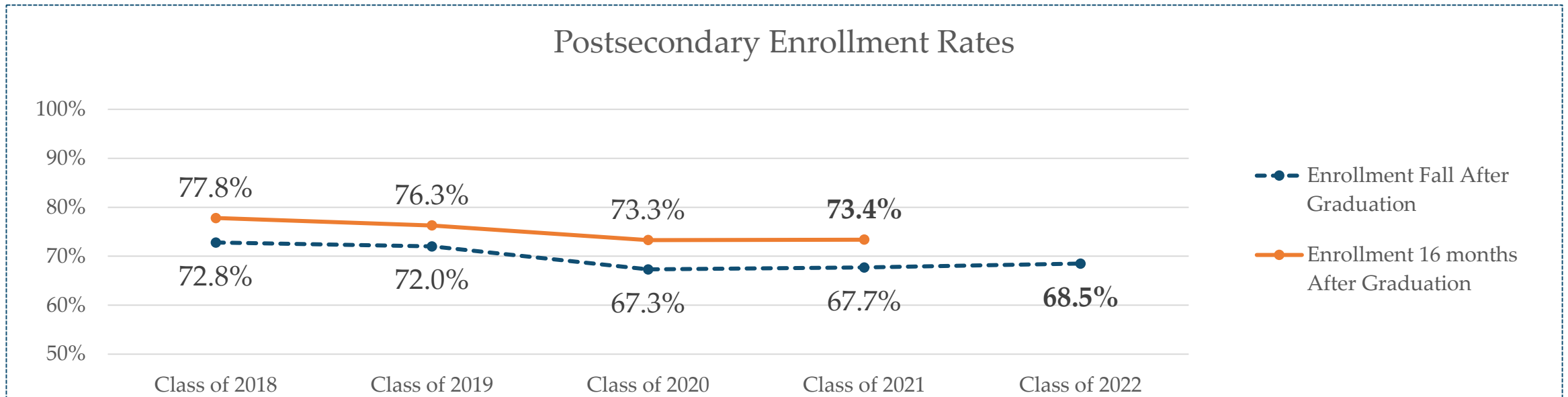
Statewide Chronic Absenteeism Rates



# Postsecondary Enrollment



- The National Student Clearinghouse (NSC) reported undergraduate enrollment continued to decline as of fall 2022.
- Declines in postsecondary enrollment for New Jersey graduates began prior to the pandemic.

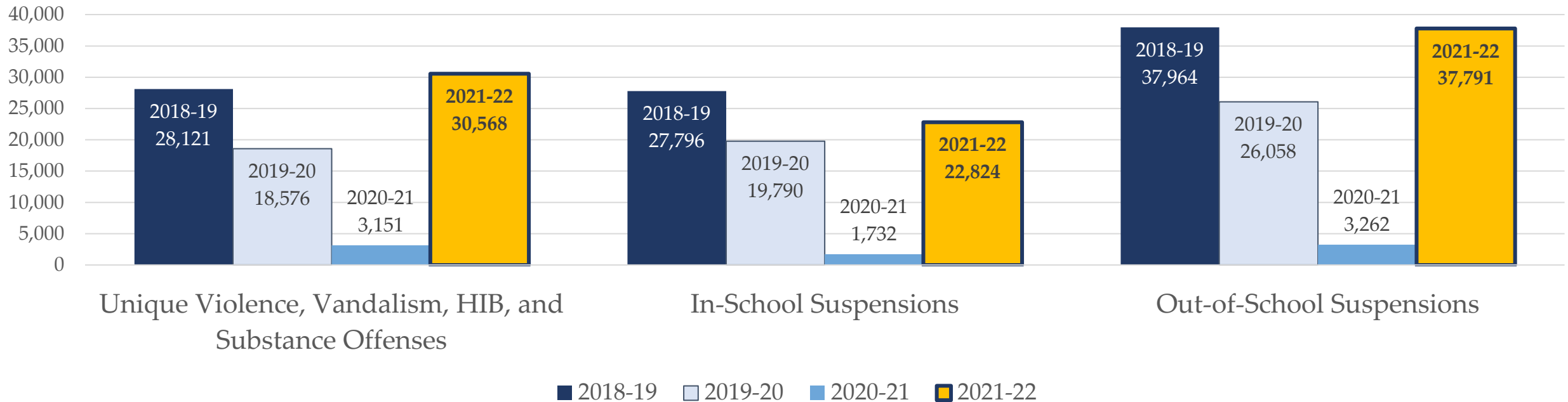




# Discipline Data



- The number of incidents and removals dropped in 2019-2020 due to school closures in spring 2020 and again in 2020-2021 because many districts were fully or mostly remote.





# New Jersey Graduation Requirements



- In New Jersey, students must meet state course requirements, local attendance requirements, and state graduation assessment requirements to graduate.
- For the Class of 2022, students met the state graduation assessment requirements by:
  - Demonstrating proficiency on the NJSLA (ELA 10 and Algebra I); *or*
  - Meeting the demonstrated cut score on a substitute competency test; *or*
  - By submitting a portfolio appeal.
- State regulations also allow the Individualized Education Program (IEP) team of a student with a disability to exempt a student from the above requirements and allow the student to satisfy the assessment requirements by meeting alternate requirements.
- State graduation assessment requirements were waived for students graduating in the classes of 2021 and 2020 through executive orders as a result of the COVID-19 pandemic.





# Federal Graduation Requirements




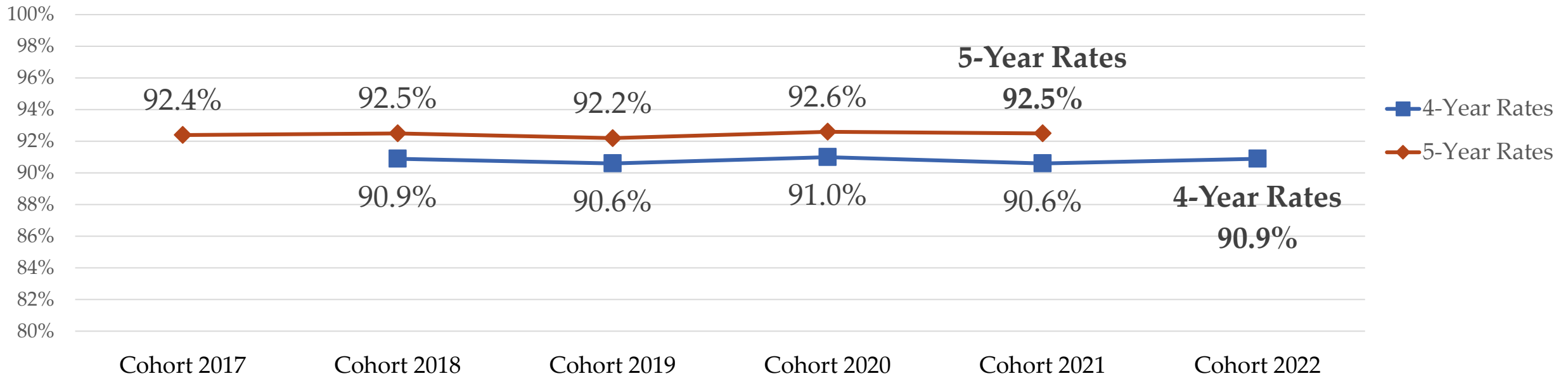
- Federal graduation regulations require that all students included as graduates in the federal graduation rate must have met the same graduation requirements.
- As a result of a federal performance review by the U.S. Department of Education (USED), the NJDOE began reporting two versions of the graduation rate in 2021.
  - A **state version** includes all graduates and is comparable to previously reported graduation
  - A **federal version** does not include students with disabilities who did not meet state graduation requirements because of modifications of exemptions in their Individual Education Programs (IEPs) as graduates (numerator), but they remain in the adjusted cohort (denominator).

# 2022 Graduation Rates – State Version



- Four-year and five-year graduation rates have remained relatively stable over the last five years.
- These rates reflect the state calculation and include all students who graduated.

Four-Year and Five-Year Graduation Rate Trends






# Federal Graduation Rates



- In 2021, graduation assessment requirements were waived, so only students with disabilities who did not meet course or attendance requirements were excluded as graduates.
- In 2022, graduation assessment requirements were back in place, so any student with disabilities who did not meet course, attendance, **or assessment requirements** was excluded as a graduate, which resulted in a lower federal rate.

State and Federal Four-Year Graduation Rates



# Graduation Assessment Pathways



- Students meeting assessment requirements through statewide assessments decreased in 2022, and the use of substitute competency tests or portfolio appeals increased.
- Prior to 2022, graduates would have taken statewide assessments in both grade 9 and 10, but cohort 2022 graduates only took statewide assessments in grade 9.
- Cohort 2022 students who did not demonstrate proficiency on the statewide assessment in grade 9 would not have been able to retest in grade 10 and would have needed to use substitute competency tests or portfolio appeals to meet graduation requirements.

Graduation Pathway	2020 ELA	2020 Math	2021 ELA	2021 Math	2022 ELA	2022 Math
Statewide Assessment	61.4%	58.1%	59.8%	59.0%	50.9%	45.1%
Substitute Competency	24.3%	23.9%	17.1%	16.5%	31.3%	33.5%
Portfolio Appeals	2.2%	3.1%	0.6%	0.5%	11.9%	15.0%
Alternate Req. in IEP	5.0%	5.7%	3.9%	4.1%	5.0%	5.5%
Waiver (did not meet assessment requirements)	7.0%	9.1%	18.6%	19.9%	n/a	n/a







# ESSA Accountability Identification



- Under the federal waiver that NJDOE received in March 2021, states were required to assure that they would identify schools for comprehensive and targeted support and improvement in fall 2022, using data from the 2021-2022 school year.
- The 2021-2022 School Performance Reports will include the status of all schools for the 2023-2024 school year based on the fall 2022 identification and exit process, as well as the summative percentile rankings used in the process.



# ESSA Identification Summary



- Under ESSA, states must identify the lowest-performing 5% of Title I schools for comprehensive support and improvement and additional schools for targeted support.
- Of 274 schools in comprehensive or targeted status for the 2022-2023 school year:
  - 180 schools (65%) will exit status as of June 30, 2023
  - 94 schools (34%) will remain in status for the 2023-2024 school year
- 170 schools (about 7% of all schools) have been newly identified for comprehensive or targeted support for the 2023-2024 school year.
- 264 schools total (about 10% of all schools) will receive comprehensive or targeted support for the 2023-2024 school year.



# 2021-2022 Report Release



- School districts have had the opportunity to preview embargoed School Performance Reports and resources for the last two weeks.
- Later today, NJDOE will release School Performance Reports for the 2021-2022 school year on the School Performance Reports website. The release will include:
  - Detailed and Summary reports for all public schools and districts
  - Statewide detailed report
  - Databases containing all the data in the School Performance Reports
  - Supporting resource documents
  - Translated Spanish versions of the reports



# Thank You!



New Jersey Department of Education: [nj.gov/education](https://nj.gov/education)

School Performance Reports: [www.njschooldata.org](http://www.njschooldata.org)

Office of Performance Management:

[reportcard@doe.nj.gov](mailto:reportcard@doe.nj.gov)

## Follow Us!



[Facebook:](#)  
[@njdeptofed](https://www.facebook.com/njdeptofed)



[Twitter:](#)  
[@NewJerseyDOE](https://twitter.com/NewJerseyDOE)



[Instagram:](#)  
[@NewJerseyDoe](https://www.instagram.com/NewJerseyDoe)

